

# Depinning dynamics of interface connecting stripe pattern and uniform state

Marcel G. Clerc, Daniel Escaff and René Rojas

*Departamento de Física, Facultad de Ciencias Físicas y Matemáticas,  
Universidad de Chile, Casilla 487-3, Santiago, Chile.*

Interfaces in two-dimensional systems exhibit unexpected complex dynamics behaviors, the dynamics of an border connecting a stripe pattern and uniform state are perused. Numerical simulations, of a prototype isotropic model, show zig-zag instability and complex coarsening process. These interfaces do not exhibit the locking phenomenon, depinning effect. Close to spatial bifurcation, the amplitude equation allows us to characterize the coarsening dynamics and the universal behavior exhibits by the model. Numerical fitting of average length size shows that initially satisfies a power law  $t^{-0.21}$  and afterwards progress to  $\text{Log}^{-1}(t)$  law. Numerical simulations of anisotropic model exhibits pinning effect, this behavior is understood in framework of amplitude equation.

PACS numbers: 05.45.-a, 64.75.+g

Non equilibrium processes often lead in nature to pattern formation developed from a homogeneous state through the spontaneous breaking of symmetries present in the system [1]. In the course of recent decades, much effort has been devoted to the study of pattern formation (see review [2] and the references therein) arising in systems such as chemical or catalytic reaction systems, gas discharge systems, CO<sub>2</sub> lasers, liquid crystals, hydrodynamic or electroconvective instabilities and granular matter (see review [3]), for mention a few. A unified description for the dynamics of spatial periodic structures developed at the onset of bifurcation is achieved by means of amplitude equations for the critical modes. Such a description is valid in the case of weak nonlinearities and for a slow spatial and temporal modulation of the base pattern [2]. As an example, the Newell-Whitehead equation [4] describes the dynamics of a stripe pattern formed in two-dimensional system. Another ubiquitous phenomenon in nature is the interface dynamics or *front propagation*. The concept of front propagation, emerged in the field of population dynamics [5, 6], has gained growing interest in biology [7], chemistry [8, 9], physics [2, 10, 11] and mathematics [12]. These interfaces connect two extended states, such as: uniforms, patterns, oscillatory, standing waves, spatio-temporal chaotic and so forth. the main feature of front connections is they are propagative, that is, the system under study displays a moving interface.

In one-dimensional system, the most study front is that links two uniform states [7]. In the case that one of these states is unstable and the other is stable, Fisher-Kolmogorov-Petrovsky-Piskunov front [5, 6], the stable state invades the unstable one. The speed of propagation is not unique and it is determined by the asymptotic shape of front [7]. This type of front has played a fundamental role to understand population dynamics. For an interface connecting two uniform stable states, *normal form* [13], the most favorable state (energetically) invades the other one and the speed of the front is unique. This speed is zero, that is the front is motionless, at the Maxwell point [14]. The above picture changes, when one considers an interface connecting a pattern state and

a uniform one or two patterns. As consequence of spatial broken of symmetry, the interface is motionless in a range of parameter, pinning range [14]. This behavior is called locking phenomenon or pinning effect. This phenomenon and pinning range result from the interaction of the large-scale variation of the interface with the small scale underlying in the pattern. Analytically, this mechanism is figured out by means of amended amplitude equation [15, 16]. In bidimensional dynamical systems, meantime, few experimental and theoretical studies have been performed on front connecting pattern and uniform state [19, 20, 21, 22].

The aim of this letter is to study the dynamical behaviors of a front connecting a stripe pattern with a uniform state. Numerical simulation of the isotropic Swift-Hohenberg equation shows that flat interface are transversely unstable and do not exhibit pinning effect, *depinning*. This unstable behavior is characterized by exhibits an initial wave number and subsequently is replaced by zigzag dynamics, which presents a complex coarsening. In order to explain this behavior, close to spatial bifurcation, we make use of the Newell-Whitehead-Segel equation, which describes properly the dynamics observed in the prototype model. Numerically the amplitude equation allow us describe the coarsening dynamics exhibits by the system. The average length size initially satisfies a power law  $t^{-0.21}$  and later on satisfies a  $\ln^{-1}(t)$  law. Numerical simulations of prototype anisotropic model




FIG. 1: Depinning effect: Numerical simulation of model (1), demonstrating that the flat interface is unstable. The parameters have been chosen  $\epsilon = -0.16$ ,  $\nu = 1.0$ , and  $q = 0.9$ . The time increases in the frames from left to right.

exhibits pinning effect, this behavior is understood in framework of amplitude equation.

A simple model that exhibits coexistence between uniform state and stripe pattern is (subcritical Swift-Hohenberg equation [2])

$$\partial_t u = \varepsilon u + \nu u^3 - u^5 - \left( \vec{\nabla}^2 + q^2 \right)^2 u, \quad (1)$$

where  $u(x, t)$  is an order parameter,  $\varepsilon - q^4$  is the bifurcation parameter,  $q$  is the wave number of stripe pattern,  $\nu$  the control parameter of the type of bifurcation (supercritical or subcritical), and  $\vec{\nabla}^2$  is the laplacian operator. The model (1) describes the confluence of a stationary and an spatial subcritical bifurcation with reflection symmetry ( $u \rightarrow -u$ ), when the parameters scale as  $u \sim \varepsilon^{1/4}$ ,  $\nu \sim \varepsilon^{1/2}$ ,  $q \sim \varepsilon^{1/4}$ ,  $\partial_t \sim \varepsilon$  and  $\vec{\nabla} \sim \varepsilon^{1/4}$  ( $\varepsilon \ll 1$ ). This bifurcation is a codimension three-point, that is, physically one needs to fix three parameters to observe the above dynamics. The above model is often employed in the description of patterns observed in Rayleigh-Benard convection [2]. For small and negative  $\varepsilon$  and  $9\nu^2/40 \equiv \varepsilon_{sn} < \varepsilon < 0$ , the system exhibits coexistence between a uniform state  $u(x, y, t) = 0$  and a stripe pattern  $u(x, y, t) = \sqrt{\nu} \left( \sqrt{2(1 + \sqrt{1 + 40\varepsilon/9\nu})} \cos(\vec{q} \cdot \vec{r}) \right) + o(\nu^{5/2})$ , where  $\vec{q}$  is an arbitrary vector with modulus  $q$ . For  $\varepsilon = \varepsilon_{sn}$  the model has a saddle-node bifurcation that give rises to stable and unstable pattern and for  $\varepsilon = 0$  the uniform state becomes unstable. When one considers the above model in one spatial dimension, it is well-know that in coexistence region ( $\varepsilon_{sn} < \varepsilon < 0$ ) the model exhibits a front connecting a spatial period solution and uniform state. For  $\varepsilon$  close to 0 ( $\varepsilon_{sn}$ ), the pattern (uniform) state invades the uniform (pattern) state, i.e. the system displays front propagation. The front is motionless at the interval  $\varepsilon_- < \varepsilon < \varepsilon_+$ , pinning range [14]. Note that, the more favorable energetically state does not invade the less favorable state.

In two spatial dimension the above scenarios changes drastically. If one considers similar parameter setup ( $\varepsilon_{sn} < \varepsilon_- < \varepsilon < \varepsilon_+ < 0$ ), the model (1) does not exhibits locking phenomenon of the interface (depinning effect), that is, the flat interface connecting the stripe pattern and uniform state is not motionless and it shows a transversal instability. The mechanics of depinning effect is illustrated in Fig.1. Initially, the interface develops an instability characterized by a well-defined wavelength (cf. Fig. 1a). Later on, the sinusoidal interface becomes an angled line composed of pieces of interface turned with well define angles, *zig-facet* or *zag-facet* (see fig. 1b and 1c). Two adjacent facets, whose orientations are opposite, are connected by a region of strong curvature of the line that we term *corner*. The dynamics shows by the interface consists then in reassembling domains of even orientation, the angle facets staying unchanged, *coarsening dynamics*. This process occurs thanks to annihilations of corners and without characteristic length scale. Actually, the averaged domain size increases regularly in time (cf.

Fig. 1). A similar instability have been observed in an interface connecting two uniform states in the ising wall of nematic liquid crystal [18]. It is important to note that coarsening process exhibit by this system is characterized by a power law  $\sqrt{t}$  for the average length scale. Instead, the dynamic depicted in Fig.1 has a complex coarsening process as we see later. In one-dimensional system, the dynamics, which tends to separate the facets, is the one-dimensional counterpart of the spinodal decomposition dynamics observed in conservative binary mixtures and a prototype model that gives account of this dynamics is Cahn-Hilliard equation [17].

The depinning exhibits by model (1) is triggered by the isotropy features of stripe orientation, that is the orientation of the stripe is arbitrary and it is determined by the initial condition, and whose influence is emphasized in the wall. Indeed, at the interface the system tries to developed stripe without preferential direction. It is worth to remark that the zigzag exhibits by the interface influences the stripe phase close to interface and then this spreads inside of pattern, this progression play a fundamental role in the coarsening process. Recently, it has been reported a depinning effect between stripe and uniform state in super-critical Swift-Hohenberg model [20]. In this system the flat interface presents a zigzag instability followed by nucleation of convex-concave declination pairs and finally the system displays labyrinth pattern. Hence, the nonlinear response in this model do not saturate the instability and give rises to coarsening process.

To explain the dynamic exhibits by the interface of model (1) in an unified framework, close to spatial bifurcation ( $\varepsilon \ll 1$ ,  $\nu \sim \varepsilon^{1/2}$ ), we can introduce the ansatz

$$u = \sqrt{\frac{2\nu}{10}} \varepsilon^{1/4} \left\{ A \left( X = \frac{x}{l_0}, Y = \frac{y}{l_0}, \tau = \frac{9\nu^2 |\varepsilon|}{10} t \right) e^{iqx} + w_1(x, y, \tau) + c.c \right\}, \quad (2)$$

where  $l_0 = 2\sqrt{10}q/3\sqrt{|\varepsilon|}$ , and  $A(X, Y, \tau)$  is the envelope of pattern that describes the front solution (when the envelope is uniform and not null the initial model (1) has stripe pattern),  $w_1(x, y, \tau)$  is a small correction function of order  $\varepsilon$ , and  $\{X, Y, \tau\}$  are slow variables. In this ansatz (2), we consider  $q$  is order one or larger that the other parameters. Introducing the above ansatz in equation (1) and linearizing in  $w_1$ , we find the following solvability




FIG. 2: Zig-Zag instability: Numerical simulation of model (3) with  $\varepsilon = \varepsilon_M = -3/16$  and  $q = 0.7$ , demonstrating that the flat interface is unstable. The time increases in the frames from left to right.

condition (Newell-Whitehead-Segel equation)

$$\partial_\tau A = \epsilon A + |A|^2 A - |A|^4 A + (\partial_x - i \frac{2}{q^2} \partial_{yy})^2 A \quad (3)$$

where  $\epsilon \equiv 10\epsilon/9\nu^2$ . It is straightforward to show that the system has a front solution connecting two homogeneous states, 0 and  $(1 + \sqrt{1 + 4\epsilon})/2$ , when  $\epsilon < 0$ . This model has a solution that gives account of the connection between stripe pattern and uniform state. This front propagates from the stable state (lowest free energy) to the metastable one, and it is static at  $\epsilon_M = -3/16$ , i.e. in the *Maxwell point*, and it has the form (*flat interface*)

$$A(X - P, Y, \tau)_\pm = \sqrt{\frac{3/4}{1 + e^{\pm \sqrt{3/4}(X-P)}}} e^{i\theta}, \quad (4)$$

where  $P$  is the position of flat interface, and  $\theta$  is an arbitrary phase.

In order to study depinning effect, numerically we consider as initial condition the above front solution with small perturbation (spatial white noise) in the model (3) and the system displays a similar dynamics to subcritical Swift-Hohenberg model (cf. Fig. 2). More precisely, the system primarily develops an interface instability with well-defined wavelength (cf. Fig. 2b). Afterward, the sinusoidal interface becomes zig-zag interface (see fig. 2c) and the dynamics exhibits by the interface consists in reassembling domains, and so the average length-size of domains increase recurrently in time. This process occurs thanks to annihilations of corners and without characteristic length scale. It is worth to note that although the numerical simulation have been done at Maxwell point, the interface propagates from state that represents the stripe to uniform one. A standard method to figure out the dynamics exhibited by the system is to derive an equation for interface. This method consists in use like an ansatz the front solution (4) more a correction, where the continuous parameter  $P$  is promoted to a field  $(P(Y, \tau))$  [17, 18]. Using this method, we have obtained a generalized Cahn-Hilliard equation, which shows that the

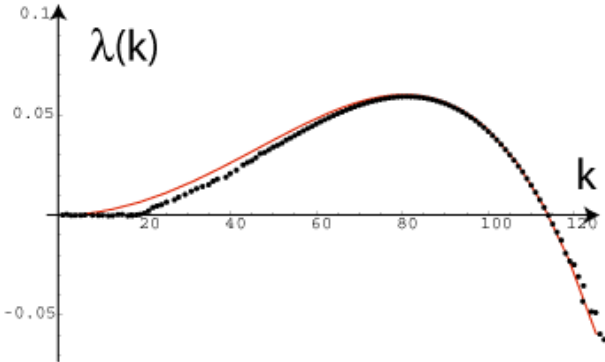


FIG. 3: Dispersion curve characterizing the instability of the flat interface model (3). The continue line is the dispersion curve of Cahn-Hilliard model  $\lambda(k) = XX(YYk^2 - k^4)$ .

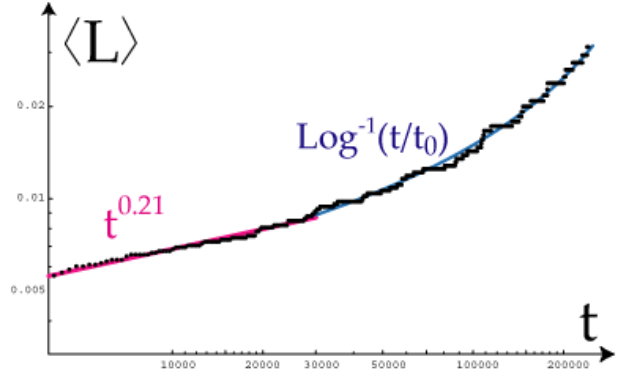


FIG. 4: Average length size  $\langle L \rangle$  of model (3), with  $\epsilon = -3/16$  and  $q = 0.7$ , as function of time.

flat interface is marginal (linearly) and nonlinear stable. Hence, this method does not give account of depinning effect. Note that this method is valid for slow spatial variations, that is, small wave number. To comprehend this discrepancy, numerically we have computed the growth rate of each mode with wave number  $k$  of flat interface, spectrum (cf. Fig. 3). This spectrum shows that to small wave number the interface is marginal and linearly unstable to finite bandwidth. Therefore, an interface equation inferred from gradient expansion can not give account of this instable behavior. Note that the spectrum shows in Fig. 3 is similar to those exhibit by Cahn-Hilliard equation at phase separation regime (see the continues curve in Fig. 3), then one expects the possibility to observe a zigzag instability and coarsening process if the nonlinear response is appropriate.

Numerically, we compute the average length size  $\langle L \rangle$  between two successive extremes points of the interface of model (3). In Fig. 4, it is shown the typical time evolution of  $\langle L \rangle$ . We can recognize two zones, one in which  $\langle L \rangle$  increases as power law  $t^{0.21}$  (short time) and other in which the growth rate increases systematically (long time). In this zone the evolution of  $\langle L \rangle$  is well fitting by  $\text{Log}^{-1}(t/t_0)$ , where  $t < t_0$ . It is worth to remark that the prototype model of zigzag instability and coarsening dynamics for interface like Cahn-Hilliard and generalization of it shown much more inefficient laws (power or logarithmic) than those exhibit by interface of model (3). The origin of this efficient evolution is related to the interaction between interface and pattern phase, because interface generates a strong influence of pattern phase close to it, subsequently phase diffuses inside the pattern and finally phase affects the interface.

The origin of depinning in model (3) is the anisotropic spatial coupling. One way to make symmetric this spatial coupling is to consider an anisotropic system that exhibits stripe pattern instability ([2]). To fix ideas we consider the following model

$$\partial_t u = \epsilon u + \nu u^3 - u^5 - (\partial_{xx} + q^2)^2 u + D \partial_{yy} u, \quad (5)$$

the bifurcation diagram exhibit by the above model is




FIG. 5: Pinning effect: Numerical simulation of model (5) with  $\epsilon = -0.165$ ,  $\nu = 1.0$ ,  $D = 1.0$  and  $q = 0.7$ , demonstrating the flat interface is stable. The time increases in the frames from left to right.

similar to those exhibits by (1), the main difference is the spatial instability only occurs in  $x$ -direction. In Fig. 5 is shown the diffusive evolution of a front connecting stripe

pattern and uniform state. This system has locking phenomenon and pinning range. By means of the amended amplitude equation it is straight forward to show that the interface satisfy a forced over damped Sine-Gordon equation [23]. In this context it is trivial to figure out the locking phenomenon and pinning range exhibits by anisotropic model (5).

In summary, systems that have coexistence between stable stripe pattern and uniform state can exhibit interface connecting these states. If the system is isotropic (anisotropic) this interface shows depinning (pinning) effects, that is, the flat interface is unstable (stable). Experimental verification in liquid crystal set up are in progress.

The simulation software *DimX* developed by P. Coulet and collaborators at the laboratory INLN in France has been used for all the numerical simulations. The Authors acknowledge the support program ACT 15 of Programa Bicentenario.

- 
- [1] G. Nicolis and I. Prigogine, *Self-organization in Non Equilibrium systems* (J.Wiley & sons, New York, 1977).
  - [2] M. C. Cross and P. C. Hohenberg, *Rev. Mod. Phys.* **65**, 850 (1993).
  - [3] I. S. Aranson and L. S. Tsimring, *Rev. Mod. Phys.* **78**, 641-692 (2006)
  - [4] A.C. Newell and J.A. Whitehead, *J. Fluid. Mech.* **38**, 279 (1969).
  - [5] R.A. Fisher, *Ann. Eugenics*, **7**, 335 (1937).
  - [6] A. Kolmogorov, I. Petrovsky, and Piskunov, *Bull. Univ. Moskou Ser. Int. Se.* **7**(6), 1 (1937).
  - [7] J.D. Murray, *Mathematical Biology*, (Springer-Verlag, Berlin, 1993).
  - [8] P. Kife, *Mathematical Aspects of Reacting and Diffusing System*, edited by S. Levin, *Lecture Notes in Biomathematics*, vol. 28 (Springer-Verlag, New-York, 1979).
  - [9] Daniel Walgraef, *Spatio-temporal pattern formation* (Springer-Verlag, New York, 1997).
  - [10] G. Dee and J.S. Langer, *Phys. Rev. Lett.* **50**, 383 (1983).
  - [11] P. Manneville, *Dissipative structures and weak turbulence*, (Academic Press, San Diego 1990).
  - [12] D.G. Aronson and H.F. Weinberger, *Adv. Math.* **30** 33 (1978).
  - [13] M.G. Clerc, T. Nagaya, A. Petrossian, C. Riera, and S. Residori, *Eur. Phys. J. D* **28**, 435 (2004); *Physica D* **199**, 149-165 (2004);
  - [14] Y. Pomeau, *Physica D* **23**, 3 (1986).
  - [15] M.G. Clerc, C. Falcon, and E. Tirapegui, *Phys. Rev. Lett.* **94**, 148302 (2005).
  - [16] D. Bensimon, B.I. Shraiman, and V. Croquette, *Phys. Rev. A* **38**, 5461 (1988).
  - [17] H. Calisto, M.G. Clerc, R. Rojas, and E. Tirapegui, *Phys. Rev. Lett.* **85**, 3805 (2000); M. Argentina, M.G. Clerc, R. Rojas, and E. Tirapegui, *Phys. Rev. E* **71**, 046210- (2005).
  - [18] C. Chevillard, M. Clerc, P. Coulet, J. M. Gilli, *Eur. Phys. J. E* **1**, 179 (2000); *Europhys. Lett.* **58**, 686-692 (2002).
  - [19] B. A. Malomed, A. A. Nepomnyashchy, and M. I. Tribelsky, *Phys. Rev. A* **42**, 7244-7263 (1990).
  - [20] A. Hagberg, A. Yochelis, H. Yizhaq, C. Elphick, L. Pismen, E. Meron, *Physica D* **217**, 186 (2006).
  - [21] E. Bodenschatz, J.R. de Bruyn, G. Ahlers, and D.S. Cannell, *Phys. Rev. Lett.* **67**, 30783081 (1991).
  - [22] C. Durniak, M. Taki, M. Tlidi, P. L. Ramazza, U. Bortolozzo, and G. Kozyreff *Phys. Rev. E* **72**, 026607 (2005)
  - [23] M.G. Clerc, D. Escaff, C. Falcon, R. Rojas and E. Tirapegui, to submitted to *J. Eur. Phys. D*