

A Borel transform method for locating singularities of Taylor and Fourier series

W. Pauls^{1,2,3} and U. Frisch^{1,2}

¹*CNRS UMR 6202, Observatoire de la Côte d'Azur, BP 4229, 06304 Nice Cedex 4, France*

²*Université de Nice–Sophia–Antipolis, Nice, France*

³*Fakultät für Physik, Universität Bielefeld, Universitätsstraße 25, 33615 Bielefeld, Germany*

(Dated: February 9, 2020)

Given a Taylor series with a finite radius of convergence, its Borel transform defines an entire function. A theorem of Pólya relates the large distance behavior of the Borel transform in different directions to singularities of the original function. With the help of the new asymptotic interpolation method of van der Hoeven, we show that from the knowledge of a large number of Taylor coefficients we can identify precisely the location of such singularities, as well as their type when they are isolated. There is no risk of getting artefacts with this method, which also gives us access to some of the singularities beyond the convergence disk. The method can also be applied to Fourier series of analytic periodic functions and is here tested on various instances constructed from solutions to the Burgers equation. Large precision on scaling exponents (up to twenty accurate digits) can be achieved.

Keywords: complex singularities, series analysis, nonlinear dynamics

I. INTRODUCTION

In the late nineteenth Century, Pincherle [1] and then Borel [2, 3] introduced what is now known as the Borel transformation: given a formal series in powers of the complex variable Z

$$f(Z) = \sum_{n=0}^{\infty} a_n Z^n, \quad (1)$$

one introduces the Borel transformed series

$$F(\zeta) \equiv \sum_{n=0}^{\infty} \frac{a_n}{n!} \zeta^n. \quad (2)$$

Since, for $\text{Re } Z > 0$,

$$\int_0^{\infty} \zeta^n e^{-Z\zeta} d\zeta = \frac{n!}{Z^{n+1}}, \quad (3)$$

it is useful to introduce the function

$$f^{\text{BL}}(Z) \equiv \frac{1}{Z} f\left(\frac{1}{Z}\right) = \sum_{n=0}^{\infty} \frac{a_n}{Z^{n+1}}, \quad (4)$$

which is formally the Laplace transform of $F(\zeta)$ and which is often called the Borel–Laplace transform of F .

Borel's motivation was predominantly to give a meaning to divergent series such as $\sum n! Z^n$ and the Borel transformation has been extensively used to resum divergent series appearing in physics (see e.g. Refs. [4, 5, 6]).

In 1929 Pólya [7] observed that the Borel transformation can also be used to obtain information about singularities of a Taylor series (in powers of $1/Z$) with a finite radius of convergence, in which case the function $F(\zeta)$ is

entire. He proved a theorem relating the convex hull of singularities of $f^{\text{BL}}(Z)$ (the smallest convex set outside of which the function is analytic) to a function called the indicatrix of $F(\zeta)$, roughly the rate of exponential growth at infinity of $F(\zeta)$ as a function of the direction (for precise definitions see Section IV).

Here we show that this theorem can be used in conjunction with high-accuracy numerical methods to obtain very precise information on singularities of Taylor and Fourier series. Singularities play an important role in fluid dynamics and condensed matter physics (see [8, 9, 10] and references therein). Using Pólya's theorem to devise a practical numerical method would not have been possible without recent progress in high-precision numerical algorithms and, foremost, the new technique for asymptotic interpolation of van der Hoeven [11] which can sometimes give remarkable precision (close to twenty digits) on scaling exponents.

The paper is organized as follows. In Section II we recall some known facts about Taylor and Fourier series and their singularities. In Section III we give a presentation of van der Hoeven's method from an applied mathematics point of view and show how it works in practice, using known results for the Burgers equation. In Section IV we give an elementary introduction to Pólya's theorem. In Section V we present our new method, which we propose to call BPH (Borel–Pólya–Hoeven), for determining the convex hull of singularities and, for the case of isolated singularities on this hull, their positions and type. In Section VI we test BPH using again the Burgers equation. In Section VII we discuss open problems and make concluding remarks.

II. FROM TAYLOR AND FOURIER COEFFICIENTS TO SINGULARITIES

We first recall the close relation between Fourier and Taylor series for analytic functions. Let $u(x)$ be a 2π -periodic function which is analytic in some neighborhood of the real axis in which it can be extended to a function $u(z)$, where $z = x + iy$. After subtraction of a suitable constant we can assume that $\int_0^{2\pi} u(x)dx = 0$. The Fourier-series representation of u reads

$$u(x) = \sum_{k=\pm 1, \pm 2, \dots} e^{ikx} \hat{u}_k, \quad (5)$$

$$\hat{u}_k = \frac{1}{2\pi} \int_0^{2\pi} e^{-ikx} u(x) dx. \quad (6)$$

We denote by $u^+(x)$ (resp. $u^-(x)$) the partial sum of the Fourier series (5) with $k > 0$ (resp. $k < 0$), which is analytic in the upper (resp. lower) half plane $y \geq 0$ (resp. $y \leq 0$). Each of these two functions can be written as a Taylor series by an exponential change of variable:

$$u^+(z) = \sum_{k>0} \hat{u}_k Z^k, \quad Z \equiv e^{iz}, \quad (7)$$

$$u^-(z) = \sum_{k>0} \hat{u}_{-k} \tilde{Z}^k, \quad \tilde{Z} \equiv e^{-iz}. \quad (8)$$

Obtaining the singularities of an analytic periodic function from its Fourier coefficients is just basically the same problem as obtaining the singularities of an analytic function $f(Z) = \sum_{n=0}^{\infty} a_n Z^n$ from its Taylor coefficients a_n . Hadamard's formula gives us the radius of convergence of the Taylor series, namely the distance to the origin of the nearest singularity(ies). If we happen to know that this is an isolated singularity at Z_* , we can relate the singular behavior near Z_* to the asymptotic behavior of the a_n by the Darboux theorem [12, 13, 14]. For this one assumes that, in a neighborhood of Z_* , the function $f(Z)$ is given by

$$f(Z) = (1 - Z/Z_*)^{-\nu} r(Z) + a(Z), \quad \nu \neq 0, -1, -2 \dots \quad (9)$$

$$r(Z) = \sum_{k=0}^{\infty} b_k (1 - Z/Z_*)^k, \quad (10)$$

where the functions $r(Z)$ and $a(Z)$ are analytic in some disk centered at the origin with a radius exceeding $|Z_*|$. It then follows that, for large n ,

$$a_n \simeq \sum_{k=0}^{\infty} \frac{(-1)^k b_k Z_*^{k-n} \Gamma(n + \nu - k)}{n! \Gamma(\nu - k)}. \quad (11)$$

The leading term is simply $a_n \simeq b_0 n^{\nu-1} / (Z_*^n \Gamma(\nu))$. Applied to the Fourier series (5), the leading-order Darboux formula can be recast as follows: a branch-point singularity with exponent $-\nu$ of $u(z)$ at a location z_* in the lower complex plane implies that for $k \rightarrow +\infty$ the Fourier coefficient \hat{u}_k is asymptotically proportional to $k^{\nu-1} e^{-ikz_*}$.

This can be shown directly by applying standard steepest descent asymptotics to the integral (6) [18].

When the radius of convergence of a Taylor series is determined by a single singularity of the type assumed by Darboux, the knowledge of a sufficiently large number of Taylor coefficients with enough accuracy permits an accurate determination of the position and type of the singularity. This can be done by an iterative algorithm developed by Hunter and Guerrieri [14] or by the asymptotic interpolation method discussed in Section III.

Sometimes there are two Darboux-type singularities on the convergence circle or, equivalently, the periodic function $u^+(z)$ has two singularities with the same imaginary part. The interference of the two singularities produces then a sinusoidal modulation of the Taylor coefficients. This can still be handled by an iterative algorithm [14], but not directly by the asymptotic interpolation method, for reasons explained in Section III B. The BPH method of Section V can handle not only the case of two or more isolated singularities on the convergence circle but also “hidden” singularities located beyond this circle (or within this circle if the series is in inverse powers of Z), whose contributions to the Taylor coefficients are exponentially smaller than any term in (11). From an asymptotic point of view these contribution are “beyond all orders”.

III. THE ASYMPTOTIC INTERPOLATION METHOD

Suppose that we have a function $G(r)$ of a scalar positive variable r for which we suspect that it has, for large r , an asymptotic expansion with a leading term $C r^{-\alpha} e^{-\delta r}$, as in the Darboux theorem (11), but that we only know its values numerically with high accuracy (tens to hundreds of known digits) on a regular grid $r_0, 2r_0, \dots, Nr_0$ with a large number N of points (from fifty to thousands, depending on the problem). We set

$$G_n \equiv G(nr_0), \quad n = 1, 2, \dots, N. \quad (12)$$

Can we determine parameters such as C , α and δ with high accuracy? One way is of course just to ignore the subdominant corrections and to try a least square fit of the data to the functional form $C r^{-\alpha} e^{-\delta r}$, after taking a logarithm. One then has the awkward problem of having to pick a fitting interval of values of n ; the procedure usually gives poor accuracy and the determination of subleading corrections is almost impossible.

A better way, used for example in Refs. [15, 16, 17], is to notice that, if we take the second ratio, defined as

$$R_n \equiv \frac{G_n G_{n-2}}{G_{n-1}^2} = \left(1 - \frac{1}{(n-1)^2}\right)^{-\alpha}, \quad (13)$$

then both the constant C and the exponential drop out. Assuming then n to be sufficiently large that we can ig-

nore subdominant corrections, we obtain

$$\alpha = -\frac{\ln R_n}{\ln(1 - 1/(n-1)^2)}. \quad (14)$$

The other two parameters C and δ appearing in (40) are then easily determined. If the remainder, that is the discrepancy between the value of α predicted by (14), which we denote α_n , and its limit α_∞ for $n \rightarrow \infty$, tends to zero in a known functional way, e.g., exponentially or algebraically, then we can extrapolate the α_n 's to infinite values of n using, e.g., one of Wynn's algorithms [19, 20] (see, Ref. [21] for a review of extrapolation methods). We shall come back briefly to such issues in Section III B. Without knowing something about the functional form of the subdominant corrections which control the remainder, extrapolation may not work very well because the choice of the appropriate algorithm depends on the functional form of the remainder.

Recently, van der Hoeven introduced the *asymptotic interpolation* method [11] which allows in principle the determination of the asymptotic expansion of G_n beyond leading-order terms. When the function G_n is known with very high precision and up to sufficiently large values of n , parameters such as the scaling exponent α can sometimes be determined with extreme accuracy, as we shall see in Section III A. An important feature of the asymptotic interpolation method is that it uses the determination of subleading terms to improve the accuracy on leading-order terms.

Here we shall just give a short elementary introduction to the asymptotic interpolation method for the case when the data G_n are real numbers. There are several variants of the asymptotic interpolation method; ours differs occasionally from that of Ref. [11]. The basic idea of the asymptotic interpolation method is to perform simple “down” transformations on the data G_n which successively strip off leading and subleading terms. After a number of such down steps which depends on the quality of the data, the transformed data become sufficiently simple to allow a straightforward interpolation step. The list of down transformations which are needed is given hereafter.

I Inverse: $G_n \longrightarrow \frac{1}{G_n}$

R Ratio: $G_n \longrightarrow \frac{G_n}{G_{n-1}}$

SR Second ratio: $G_n \longrightarrow \frac{G_n G_{n-2}}{G_{n-1}^2}$

D Difference: $G_n \longrightarrow G_n - G_{n-1}$

At each stage, tests are applied to decide which of the four transformations should be applied in order to favour the stripping process as much as possible. If $|G_n| < 1$ for large n , apply **I**; otherwise proceed. If $|G_n|$ grows “slowly” at large n (we found that a useful operational definition is to see if the growth can be identified as algebraic with a rather well defined exponent), apply **D**;

otherwise (“fast” growth), apply **R**. In addition, if $|G_n|$ grows or decreases exponentially at large n , we found that it saves time to apply **SR**; also, if $|G_n|$ is a slowly decreasing function, it is more convenient to apply **-D**. Note that the differences or ratios involved in **R**, **SR** and **D** are backward; this conveniently keeps the maximum index N fixed.

When the procedure is iterated, after a while, an “interpolation stage” is reached where the data can be asymptotically interpolated in a simple fashion, typically by a constant plus a small remainder tending to zero at large n . Basically this means that we have successfully stripped off a certain number of terms in the asymptotic expansion. For the kind of data which we are considering here, the most useful interpolation stages usually arise at the sixth and thirteenth stages (counting the original data as stage zero).

There are two effects which limit the number of stages which can be applied to a given set of data. First, whenever a ratio or a difference are taken, the precision of the data (i.e. the relative rounding error) deteriorates; as the number of transformations applied increases, rounding errors make the data increasingly noisy, beginning usually with the highest values of n . Second, the interpolation stages require sufficiently large values of N , since the constant asymptotic behavior at large n may be preceded by non-trivial transients. For a given resolution N and a given precision, the procedure must be stopped at the latest interpolation stage not significantly affected by the two effects just mentioned. In practice we should have a significant range of values of n over which the data are almost constant and not affected by rounding noise (if the rounding noise is very low this range may extend all the way to N). When the down process is stopped the data are interpolated and the process is reversed, by applying “up” transformations which are the inverses of the down transformation in the reverse order. The inverses of the **D**, **R** and **SR** transformations involve one or two unknown additive or multiplicative constants which are determined using the highest known values of the G_n and of their down transforms.

When the process is completed, the data are asymptotically expressed as a truncated transseries. Roughly, a transseries is a formal asymptotic series involving integer or fractional powers, logarithms and exponentials [26, 27, 28].

A worked example will now give the reader a more concrete feeling.

A. Testing the asymptotic interpolation method on the Burgers equation with a single-mode initial condition

Here and in Section VI we shall perform tests using the one-dimensional inviscid Burgers equation

$$\partial_t u(t, x) + u(t, x) \partial_x u(t, x) = 0, \quad (15)$$

with a 2π -periodic real initial condition $u_0(x)$ having a finite number of Fourier harmonics. We begin by recalling some well-known facts about the solution and the singularities of the inviscid Burgers equation. Eq. (15) has an implicit solution in Lagrangian coordinates

$$u(t, x) = u_0(a); \quad x = a + tu_0(a). \quad (16)$$

Up to the time t_* of the appearance of the first shock, the Lagrangian map $a \mapsto x$ has a Jacobian

$$J(t, a) \equiv 1 + t\partial_a u_0(a) \quad (17)$$

which does not vanish in the real space domain and (16) defines a unique real solution. This solution has singularities in the complex domain (with the real part defined modulo 2π) at locations which are the images by the Lagrangian map of the zeros of the Jacobian J . Generically these are simple zeros. The singularities in Eulerian coordinates are then square-root branch points. The solution can also be written explicitly using the Fourier–Lagrangian representation [29, 30]. In the periodic case, the simplest representation, called the third Fourier–Lagrangian representation, valid for $k \neq 0$, is

$$u(t, x) = \sum_{k=-\infty}^{\infty} e^{ikx} \hat{u}_k(t), \quad (18)$$

$$\hat{u}_k(t) = -\frac{1}{2i\pi kt} \int_0^{2\pi} e^{-ik(a+tu_0(a))} da. \quad (19)$$

In this section we take the “single-mode” initial condition

$$u_0(a) = -\frac{1}{2} \sin a, \quad (20)$$

for which the first real singularity is at $t_* = 2$. Using (19) and the integral representation of the Bessel function J_n of integer order n (see, e.g., Ref. [31] p. 360), we find that

$$\hat{u}_k(t) = \frac{i}{kt} J_k(kt/2). \quad (21)$$

For convenience, we shall consider the solution at $t = 1$. This single-mode solution has only one pair of complex conjugate singularities on the imaginary axis at

$$z_*^\pm = \pm i\delta, \quad \delta = \ln(2 + \sqrt{3}) - \frac{\sqrt{3}}{2}. \quad (22)$$

Bessel functions of large order and arguments have an asymptotic expansion (in the sense of Poincaré), obtained through the method of steepest descent by Debye [32]. (The matter is also discussed in Chap. VIII of Ref. [33]). Debye identified various asymptotic regimes which, in our notation, depend on whether t is less or larger than t_* and is or is not very close to t_* ; his classification is in one-to-one correspondence with that of the various regimes relating to preshocks, as discussed, for

example, in Refs. [29, 30]. When $t = 1$, well before t_* , the relevant Debye expansion for $k \rightarrow +\infty$ is:

$$\hat{u}_k(1) \simeq \frac{i}{\sqrt{\pi\sqrt{3}}} k^{-\frac{3}{2}} e^{-\delta k} \left(1 + \sum_{n=1}^{\infty} \frac{\gamma_n(2/\sqrt{3})}{k^n} \right), \quad (23)$$

where δ is given by (22),

$$\begin{aligned} \gamma_1(\xi) &= \frac{3\xi - 5\xi^3}{24}, \\ \gamma_2(\xi) &= \frac{81\xi^2 - 462\xi^4 + 385\xi^6}{1152}, \\ \gamma_3(\xi) &= \frac{30375\xi^3 - 369603\xi^5 + 765765\xi^7 - 425425\xi^9}{414720}, \end{aligned} \quad (24)$$

and the higher-order polynomials $\gamma_n(\xi)$ satisfy recurrence relations given, e.g., in Ref. [31]. The leading term of this expansion follows also from the Darboux theorem (11).

Let us now show that the asymptotic interpolation method, as outlined in Section III, when applied to the Fourier coefficients of the single-mode solution (21) can recover a suitably truncated version of the Debye expansion (23). We use all the Fourier coefficients with $k = 1, \dots, N$, where $N = 1000$ and define our initial data set as $G_n \equiv \hat{u}_n(1)/i$.

Each coefficient is calculated with an 80-digit precision (using Mathematica[®] and 120-digit working precision). The basic transformations and their inverses are implemented numerically in 80-digit precision, using the high-precision packages GMP and MPFR available from <http://www.swox.com/gmp/> and <http://www.mpfr.org/>.

With these data we are able to reach stage 13. The list of successively applied transformations, resulting from the tests given in Section III, is

$$\mathbf{SR}, -\mathbf{D}, \mathbf{I}, \mathbf{D}, \mathbf{D}, \mathbf{D}, \mathbf{D}, \mathbf{I}, \mathbf{D}, \mathbf{D}, \mathbf{D}, \mathbf{D}, \mathbf{D} \quad (25)$$

Fig. 1 shows the first six stages. It is mostly intended to bring out overall features and to make clear which of the four transformations is to be selected at the next stage.

It is very easy to understand why the first six stages are as listed above. Indeed, let us suppose that, to leading order, $G_n = Cn^{-\alpha}e^{-\delta n}$. We can work out analytically the various transforms and we list hereafter the result up to the sixth stage, displaying only the leading and when needed the first subleading term in the large- n expansion:

$$\begin{aligned} Cn^{-\alpha}e^{-\delta n} &\xrightarrow{\mathbf{SR}} 1 + \frac{\alpha}{n^2} \xrightarrow{-\mathbf{D}} \frac{2\alpha}{n^3} \xrightarrow{\mathbf{I}} \frac{n^3}{2\alpha} \\ &\xrightarrow{\mathbf{D}} \frac{3n^2}{2\alpha} \xrightarrow{\mathbf{D}} \frac{3n}{\alpha} \xrightarrow{\mathbf{D}} \frac{3}{\alpha} \end{aligned} \quad (26)$$

It is seen that stages 1 and 6 are interpolation stages at which the data are asymptotically flat. Stage 6 is particularly important since the asymptotic value $3/\alpha$ gives the scaling exponent α . According to (23), for the Burgers single-mode solution, the asymptotic value should be 2.

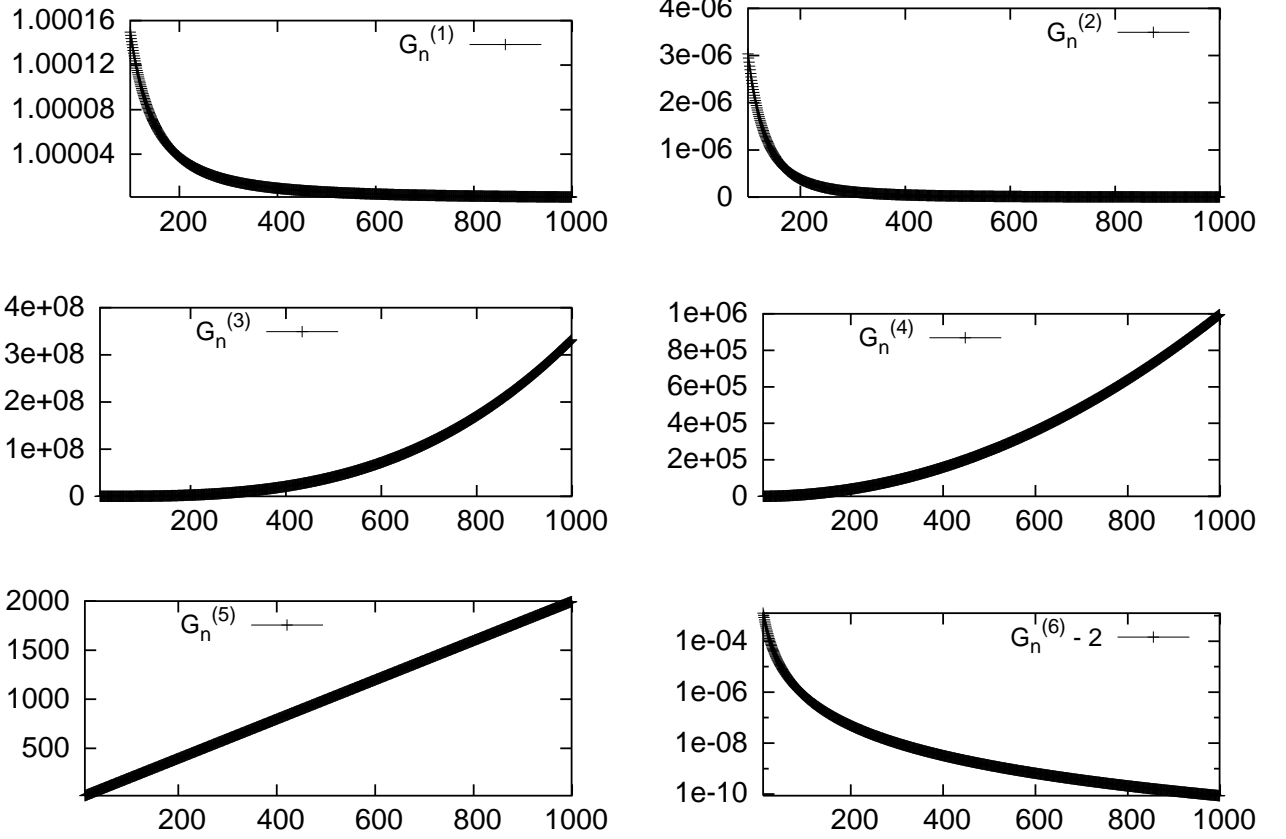


FIG. 1: Numerical output from asymptotic interpolation at stages 1–6. Stages 1–5 are represented in linear coordinates. For stage 6 we represent the difference between $G_6(n)$ and its asymptotic value 2 in lin-log coordinates.

Let us now show in some detail how the asymptotic interpolation technique works to give us the asymptotic expansion of G_n . We begin by limiting ourselves to a six-stage procedure. The successively transformed data will be denoted $G^{(1)}, \dots, G^{(6)}$. Following Ref. [11], we interpolate $G^{(6)}$ by $3/\alpha$. How cleanly this can be done is visible in the last of the graphs in Fig. 1, where we show the discrepancy between $G_n^{(6)}$ and its asymptotic value 2. This discrepancy falls to about 10^{-10} at the upper end of the range. Then we determine $G^{(5)}$ by inverting the relation $G^{(6)} = \mathbf{D}G^{(5)}$. This involves an unknown additive constant which is determined from the last data point $G_N^{(5)}$. Then we continue inverting the \mathbf{D} operators appearing at stages 4 and 5, each time using the last point to obtain the additive constant. In this way we obtain a cubic polynomial for $G^{(3)}$. We then invert the operator \mathbf{I} and obtain the inverse of the aforementioned cubic polynomial, which can be written $-2\alpha n^{-3}(1 + d_1/n + d_2/n^2 + d_3/n^3 + \dots)$ with in principle well defined constants d_1, d_2 , etc. Then we invert the operator \mathbf{SR} ; this can be done by taking a logarithm which will transform second ratios into second increments. At the end of the process we obtain the asymptotic expansion

sion

$$G_n \simeq C n^{-\alpha} e^{-\delta n} \times \left[1 + \frac{\gamma_1}{n} + \frac{\gamma_2}{n^2} + \frac{\gamma_3}{n^3} + O\left(\frac{1}{n^4}\right) \right]. \quad (27)$$

It is actually simpler to start with (27) and to apply successively the first six transformations listed in (25) to identify the parameters. With the six-stage procedure we obtain $C, \alpha, \delta, \gamma_1, \gamma_2, \gamma_3$. Their values are given in Table I.

It is seen that the coefficients C, α and δ appearing in the leading term have a precision of at least 10^{-10} . The precision of the coefficients γ_i for the subdominant terms deteriorates with the order.

We now turn to the analysis using a 13-stage procedure. This allows a much more precise determination of the aforementioned coefficients and, in principle, the determination of six additional terms in the expansion (27). After stage 6, the next interpolation stage is stage 13. This is easily shown by observing that the discrepancy between $G_n^{(6)}$ and its asymptotic value $3/\alpha = 2$ is $O(1/n^4)$, because all the lower-order terms have been stripped off by the first six transformations. More specif-

	α	δ	C
6 stages	1.49999999993	0.4509324931404	0.4286913791
13 stages	1.4999999999999995	0.450932493140378061868	0.4286913790524959
Theor. value	3/2	0.450932493140378061861	0.42869137905249585643
	γ_1	γ_2	γ_3
6 stages	-0.17641252	0.17295	-0.401
13 stages	-0.17641258225238	0.172968106990	-0.406446182
Theor. value	-0.176412582252385	0.1729681069958	-0.4064461802
	γ_4	γ_5	γ_6
13 stages	1.384160933	-6.192505762	34.5269751
Theor. value	1.3841609326	-6.1925057618568063655	34.526975286449930956

TABLE I: Solution to the Burgers equation with single-mode initial condition: comparison of theoretical values with 6-stage and 13-stage asymptotic interpolation values for the first six coefficients in Debye’s solution (23). For 13-stage asymptotic interpolation we also give some of the higher order coefficients.

ically, we have

$$G_n^{(6)} = 2 + \frac{c_1}{n^4} + \frac{c_2}{n^5} + \frac{c_3}{n^6} + \frac{c_4}{n^7} + \frac{c_5}{n^8} + \frac{c_6}{n^9} + \ell_n \quad (28)$$

$$\ell_n = O\left(\frac{1}{n^{10}}\right). \quad (29)$$

Stages 7–13 gives us the coefficients c_1, \dots, c_6 and allow us to find the remainder r_n , as defined in (28). We found that r_n , determined by this 13-stage procedure, falls to about 5×10^{-17} at the end of the range. As shown in Table I, the precision on the first six coefficients in the asymptotic expansion has improved very much and is now of a few 10^{-17} for the exponent α .

B. Further remarks on asymptotic interpolation

The method of asymptotic interpolation is still in the developmental stage; improvements and new features are thus to be expected. Some are already suggested in the initial publication [11]. One rather straightforward extension is from real to complex data. For rapidly growing data, one can use logarithms instead of ratios. In Ref. [11] it is recommended to take ratios or logarithms as often as possible and to define “slow growth” as slower than, say, $n^{5/2}$. This helps in identifying the functional form of the transseries expansion. Once this is known, we found that the values of the coefficients can be generated more efficiently by using a rather broad definition of slow growth, namely well-identifiable polynomial behavior.

A very important issue is to determine how many stages are feasible with a given resolution N and a given precision. We have found that the successive interpolation stages, at which the data are asymptotically flat, have this flat regime preceded by longer and longer transients. To make this more concrete we have investigated how far it is necessary to go to be within five per cent of the asymptotic value for the Burgers single-mode problem. For stage 6 the asymptotic value is 2 and the data

are within five per cent everywhere. For stage 13, the asymptotic value is about 0.33836513 and less than five per cent discrepancy holds for $n > 25$. The next interpolation stage has number 20. The asymptotic value is $2/7$ but less than five per cent discrepancy holds only beyond $n = 1620$. In Fig. 2 we have represented the data at stage 20. It is seen that the discrepancy is enormous until we reach well beyond $n = 1000$. Obviously, if N is not large enough the stripping of subdominant terms performed by the successive stages must be stopped *however high the precision of the data may be*. A related issue is discussed at the end of Section 7 of Ref. [11].

Since rounding errors increase with the stage number, a certain balance must be kept between resolution and precision. To investigate this quantitatively on the Burgers single-mode problem, we have artificially degraded our precision by adding random noise of various strengths. It appears that we need at least 16 significant digits at stage 6 and 27–35 significant digits at stage 13.

If we are only interested in obtaining an accurate determination of a few terms in the expansion (27), we may be able to retrieve them using asymptotic interpolation stopped at the sixth stage and continuing with a different strategy. Indeed we observe that, at the sixth stage, the data given by (29) have the form

$$G_n^{(6)} = s + r_n, \quad (30)$$

where the remainder r_n decays to zero as $n \rightarrow \infty$. This is a well studied situation in the theory of convergence acceleration by sequence transformations, whose goal is to replace the sequence (30) by a transformed sequence having the same limit s but a much faster decaying remainder (see, e.g., Refs. [21, 22]). A simple and very popular acceleration method appropriate for (29) is Wynn’s rho-algorithm [19], although more sophisticated methods are known [21]. In our case it gives the correct value 2 with a 20-digits precision. This is even better than the 13-stage asymptotic interpolation. Note that the choice of a particular convergence acceleration method depends

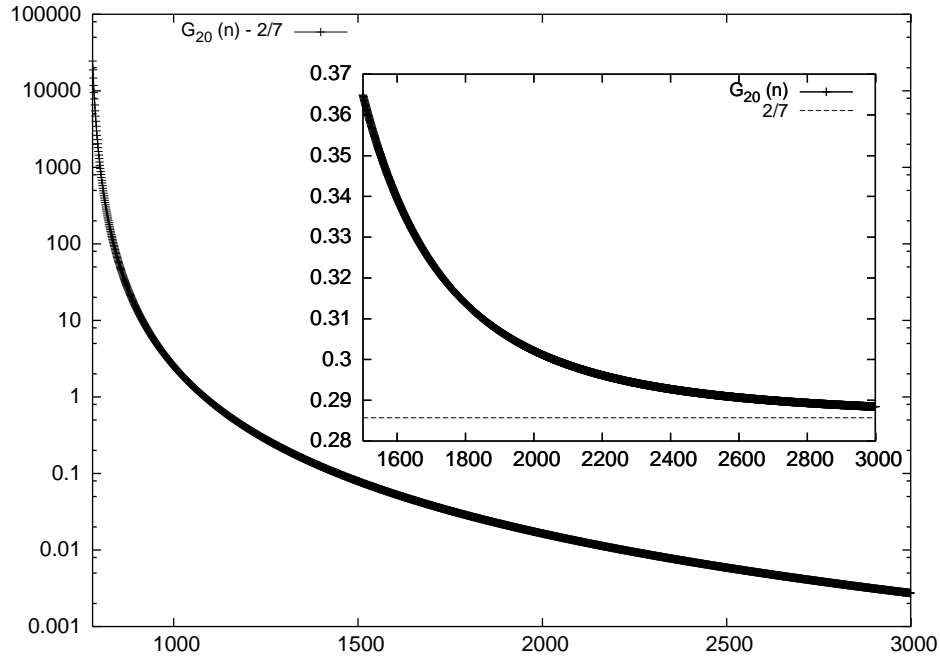


FIG. 2: Interpolation stage 20 has the asymptotic value $2/7$ as shown in the inset. The main figure shows the discrepancy $G_{20}(n) - 2/7$.

crucially on the functional form of the remainder. With asymptotic interpolation this form can be determined rather than having to be assumed. Here a caveat is in order: if the data are not sufficiently asymptotic the mixed procedure just described will not work, for example because the remainder has not yet settled down to algebraic decrease. A situation of this type seems to be present in the work on short-time asymptotics discussed in Ref. [17]: the rho-algorithm does not improve the quality of the scaling exponent controlling the divergence of the vorticity at the singular manifold and much higher resolutions are probably needed for that problem.

E.J. Weniger (private communication) has pointed out that asymptotic interpolation and sequence transformations have technical features in common. In asymptotic interpolation one tries to annihilate dominant terms whereas in sequence transformation one annihilates subdominant terms, but the transformations used in both instance are often the same, for example, finite difference operators.

A powerful method of asymptotic series analysis, widely applied in statistical physics, is the method of differential approximants, which can be viewed as a generalization of the Dlog Padé method [9]. In particular it has been used to analyze self-avoiding walks (SAWs) and polygons (SAPs). We have applied the asymptotic interpolation method to data available at http://www.ms.unimelb.edu.au/~iwan/polygons/Polygons_ser.html. The goal was to see how well we can reproduce the asymptotics of the number of self-avoiding polygons with $2n$ steps on square and honeycomb lattices

[23, 24, 25]. When analyzing the square lattice data for the largest available range, that is n up to 55, we found that asymptotic interpolation gives the value of the critical point correct to 9 decimal places, whereas differential approximants give about 3 additional digits. We observe that (i) the actual implementation with asymptotic interpolation is somewhat simpler and (ii) asymptotic interpolation is not limited to problems which can be well approximated by solutions of low-order linear differential equations.

The method of asymptotic interpolation is, in our opinion, very useful but is of course not the *panacea*. One disease it cannot directly cure is the presence of sinusoidal oscillations. For example if the analytic function $f(Z)$ has two complex conjugate singularities at $Re^{\pm i\phi_*}$ on its circle of convergence, large-order Taylor coefficients will present a sinusoidal oscillation with a wavelength proportional to ϕ_* . After any number of stages, this oscillation is still present and the data cannot be interpolated by a constant. As we shall see now, a Borel transformation takes care of this problem and can also bring hidden singularities to the foreground.

IV. PÓLYA'S THEOREM

Here we just want to give the reader a good feeling of what the theorem states and a heuristic derivation. We begin with examples discussed in Section 32 of Ref. [7].

Let $c = |c|e^{-i\gamma}$ be a complex number and consider the

with N terms, each of the coefficient being known with a precision ε . We construct the associated truncated Borel series

$$F_T(\zeta) \equiv \sum_{n=0}^N \frac{a_n}{n!} \zeta^n. \quad (43)$$

We choose a certain number of discrete angular directions characterized by their angle ϕ . Along each ray $\zeta = re^{i\phi}$, we evaluate the modulus of the Borel series at M points spaced by a constant distance (mesh) r_0 :

$$G_m \equiv |F_T(mr_0 e^{i\phi})|, \quad m = 1, 2, \dots, M. \quad (44)$$

Then we apply the asymptotic interpolation method of Section III to identify a large- m leading-order behavior of the form

$$G_m \simeq C(\phi)(mr_0)^{-\alpha(\phi)} e^{h(\phi)mr_0}. \quad (45)$$

This gives us the constant $C(\phi)$, the prefactor exponent $-\alpha(\phi)$ and the indicatrix $h(\phi)$ for the discrete set of directions. Pólya's theorem then gives us the supporting function $k(\phi) = h(-\phi)$ of the set K of singularities of the Taylor series. As we have seen in Section IV, if the singularities on the convex hull of K are isolated and are located at $|c_j|e^{-i\gamma_j}$, then the supporting function is piecewise a cosine function, given by $|c_j| \cos(\phi + \gamma_j)$. The exponent α gives us the type of the singularity: a branch point (or a pole) of exponent $\alpha - 1$.

In practice, we have to choose the set of discrete directions, the mesh r_0 and the maximum number of points M on each ray. If we happen to know the number p of isolated singularities and, at least approximately, their positions we can pinpoint the latter by taking $2p$ suitable ϕ directions. This is however rarely the case. We recommend taking a fairly large set of directions (for example 500 uniformly spaced directions) in order to reduce the risk of missing one or several of the cosine functions. The natural choice for the mesh r_0 is the radius of convergence H of the Taylor series. An approximate value is $H_{\text{approx}} = (1/n) \ln |a_n|$ for large n , which is roughly constant. For the determination of the largest distance $r_{\text{max}} = Mr_0$ we limit ourselves to the case where the function $F(re^{i\phi})$ grows at large distances, that is $h(\phi) > 0$ (otherwise there are severe numerical problems). r_{max} is then determined by the condition that the last term $a_N \zeta^N / N!$ of the (truncated) Borel series (43) should introduce a relative error in the determination of $F(re^{i\phi})$ which does not exceed the precision ε with which the Taylor coefficients are known. A rough estimate for $|a_N|$ is H^N and for $|F(r_{\text{max}} e^{i\phi})|$ is $e^{r_{\text{max}} H}$. Using the Stirling formula, we find that, to leading order $M \simeq N$ (the dependence on ε appears only in subleading logarithmic corrections).

We mention that an improvement would be to replace a mere polynomial truncation of the Borel series by a suitable resummation/acceleration method for computing entire functions [37]. This could be crucial for determining negative indicatrix values, that is, when $F(\zeta)$ is exponentially decreasing at large ζ .

We shall not here discuss issues of algorithmic complexity, such as the reduction of the number of operations to evaluate the truncated Borel series. In applications the complexity of the numerical calculations needed to accurately determine the Taylor coefficients will usually exceed very much what is needed for the BPH analysis.

VI. TESTING BPH ON THE BURGERS EQUATION WITH MULTIMODE INITIAL CONDITIONS

To test the BPH method we need a Taylor series having either a pair of singularities on the convergence circle or “hidden singularities”. As in Section III A, this can be done using 2π -periodic solutions of the inviscid Burgers equation. The 2-mode initial condition

$$\begin{aligned} u_0(a) &= \lambda_1 \sin a + \lambda_2 \sin(2a), \\ \lambda_1 &= -1/2, \quad \lambda_2 = (1/16)(4 - \sqrt{14}) + \epsilon, \\ \epsilon &= 1/150 \end{aligned} \quad (46)$$

produces at $t = 1$ a solution $u(1, z)$ having, in Eulerian coordinates, singularities at

$$\begin{aligned} z_{\star}^{\pm} &= \pm 0.1103542160016972443 \\ &\quad \pm i 0.737097018253664793. \end{aligned} \quad (47)$$

Henceforth we shall concentrate on the singularities of $u(1, z)$ in the lower half plane, which are also the singularity of the function $u^+(1, z)$, the sum of Fourier harmonics with $k > 0$. Note that there are two singularities with the same imaginary part and opposite real parts (this is a consequence of the symmetry $a \mapsto -a$, $u_0 \mapsto -u_0$ of the initial condition and of the complex conjugate symmetry). When the Fourier series for $u^+(1, z)$ is transformed into a Taylor series in inverse powers of Z by setting $Z = e^{-iz}$, the z singularities get mapped onto two complex conjugate Z singularities

$$Z_{\star}^{\pm} = 0.4755903313336372343 \pm i 0.0526974896343733942. \quad (48)$$

The 3-mode initial condition

$$\begin{aligned} u_0(x) &= \lambda_1 \sin x + \lambda_2 \sin 2x + \lambda_3 \sin 3x \\ \lambda_1 &= -\frac{1}{2}, \quad \lambda_2 = \frac{4 - \sqrt{14}}{16} + \frac{1}{50}, \\ \lambda_3 &= -\frac{1}{100} \end{aligned} \quad (49)$$

produces at $t = 1$ a solution $u(1, z)$ having, in Eulerian coordinates, in the lower complex half plane singularities at

$$z_{1\star} = -i 0.4608974136239120258 \quad (51)$$

$$\begin{aligned} z_{2\star}^{\pm} &= \pm 0.8575677577466957833 \\ &\quad -i 1.1175132271503113898. \end{aligned} \quad (52)$$

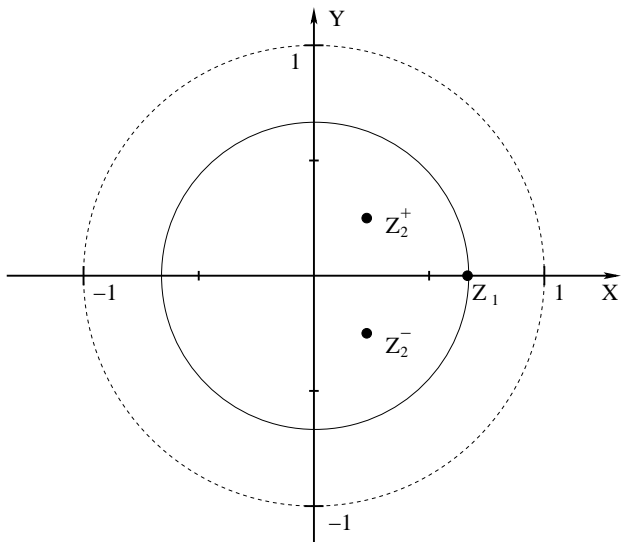


FIG. 5: Positions in Z -plane of the singularities for the 3-mode initial condition. Continuous line: circle of convergence; dashed line: image of the real domain by the map $z \mapsto e^{-iz}$.

The z_{1*} singularity is on the imaginary axis and is the closest to the real domain. The other two are further away (hidden) and symmetrically located with respect to the imaginary axis. The corresponding Z singularities are

$$Z_{1*} = 0.6307173770893952917, \quad (53)$$

$$Z_{2*}^{\pm} = 0.2140094820693456182 \pm i 0.2473645913888956747. \quad (54)$$

are shown in Fig. 5.

To apply the BPH method we generate the Fourier harmonics with $k = 1, \dots, N = 1000$ using the third Fourier–Lagrangian representation (19). The Lagrangian integrals are again calculated with 80-digit precision and 120-digit working precision.

The Borel transform is calculated for 20 values of ϕ between 0 and $\pi/2$ (a symmetry $\phi \rightarrow -\phi$ makes it unnecessary to take $\phi < 0$ and for $\phi > \pi/2$ the indicatrix is negative). For the mesh we take $r_0 = 1$. The total number of points on each ray is $M = 500$. Along each selected ray, application of six-stage asymptotic interpolation gives us C , α and h . We can check that the indicatrix is piecewise a cosine function as implied by (37). Least square fits allow us to identify the parameters of these cosine functions and thereby to find the locations of the singularities. We recover the known values with an accuracy of about 10^{-6} . We found that the accuracy on “hidden singularities” is comparable to that on directly visible ones. We also found that $N = 1000$ is not sufficiently asymptotic for a 13-stage analysis of the kind described in Section III A.

VII. CONCLUDING REMARKS

One central theme of this paper is the use of a Borel transform, in conjunction with Pólya’s theorem, to reveal singularities not directly accessible from the asymptotic behavior of the Taylor/Fourier coefficients. A very useful property of the Borel transform of a Taylor series (in inverse powers of Z) is that its large-distance behavior encodes information not only about those singularities of the Taylor series located on its convergence circle, but also about other singularities “hidden” inside this circle. Actually the Borel transform, followed by a Borel–Laplace transformation is a way of performing analytic continuation. Recovering hidden singularities from a Taylor series has important applications in a number of fields; many of the known techniques have been reviewed by Guttman [9].

To the best of our knowledge Pólya’s theorem has never been used as a numerical tool for identifying singularities. The theorem is of a very general nature and assumes nothing about the nature of the singularities; this has the great advantage that we do not have to distinguish between true and spurious singularities, as is the case, for example, when using Padé approximants and related methods. The principal drawbacks are that (i) not all hidden singularities are accessible, only those located on the convex hull of the singular set, (ii) pairs or clusters of singularities situated too close to each other may not be easily distinguishable, and (iii) enough terms in the series must be known to be able to actually obtain the asymptotic behavior of the Borel transform. When hundreds to thousands of Taylor coefficients are known, alternative mathematically well-founded techniques may become competitive, for example the old Weierstrass analytic continuation method; thanks to recent algorithmic discoveries it can be performed quite efficiently [38, 39].

The other theme of this paper is the asymptotic interpolation method of van der Hoeven which is here used both directly (when Darboux’s theorem is applicable) and indirectly by means of Pólya’s theorem. When a large number of Taylor/Fourier coefficients are known with sufficient accuracy, asymptotic interpolation can give truly remarkable results, providing us not only with very accurate dominant terms but also with several subdominant corrections. As we have seen in Section III, there is usually a well-defined relation between the number of subdominant correction terms and the number of stages of the procedure which can be achieved. The latter depends crucially on the number of known coefficients and on their precision. For example if the data have only double precision, it is unlikely that more than six stages can be achieved. Asymptotic interpolation might then be viewed as an overkill compared to more standard techniques, but it is worth stressing that asymptotic interpolation is very easy to implement.

Which kinds of problems are most likely to fall within the prongs of full-strength Borel–Pólya–Hoeven-type analysis? This depends crucially on the computa-

tional complexity of the problem, that is the dependence of CPU requirement and storage on the number of coefficients N . As pointed out by Guttman [9], phase transition problems formulated on a lattice require usually enumerating diagrams and the number of these tends to grow exponentially with order, while fluid dynamics problems generally have only polynomial complexity. In connection with phase transitions our BPH method is likely to be less precise than alternative methods such as differential approximants, but it can usefully supplement them to ascertain that the singularities identified are not artefacts.

In fluid dynamics one outstanding problem is the issue of finite-time blow-up for the three-dimensional incompressible Euler flow with smooth initial data [10, 40]. For initial data having simple trigonometric polynomial form, one can determine numerically a number of coefficients of the Taylor expansion in time of the enstrophy (integral of one-half the squared vorticity). This was done for the Taylor–Green flow by Brachet et al. [41] (yielding 40 non-vanishing coefficients calculated with quadruple working precision) and for the Kida–Pelz flow by Pelz and Gulak [42] (yielding 16 non-vanishing coefficients having at least 40-digit precision). Because the number of coefficients is rather small, there is no consensus on what the results imply for blow-up. Such calculations have a complexity $O(N^5)$ which can however be reduced to $O(N^4)$ (up to logs) using the method of relaxed multiplication [38]. It is likely that a state-of-the-art calculation for flows with simple trigonometric polynomial initial conditions can give up to several hundred non-vanishing Tay-

lor coefficients of the enstrophy, with a working precision of several hundred digits. Another problem which can be tackled by series analysis is the analytic structure of the two-dimensional incompressible vortex sheet (Kelvin–Helmholtz instability). It is known that an initially analytic interface will develop a singularity in its shape after a finite time. Moore has made a prediction regarding this singularity [43] which has been studied by various numerical techniques [16, 44]. Again there is no consensus on the type of this singularity.

It is of course of interest to extend to several dimensions the BPH method, here presented only in the one-dimensional case. We observe that there exist multi-dimensional generalizations of the Borel transform [45, 46] and that the asymptotic interpolation method can also in principle be extended to several dimensions [11]. In several dimensions, singularities are not point-like; they reside on extended objects such as analytic manifolds and can have a much more involved structure than in one dimension. It is possible to partially reconstruct such objects using a variant of BPH. This will be discussed elsewhere.

Acknowledgments

We are very much indebted to J. van der Hoeven for having introduced us to his asymptotic interpolation method and to E.J. Weniger for his detailed advice on extrapolation techniques. We have also benefitted very much from discussions with J. Bec, M. Blank, H. Frisch, T. Matsumoto, D. Mitra and R. Pandit.

-
- [1] S. Pincherle, Sulla risoluzione dell'equazione funzionale $\sum h_\nu \phi(x + \alpha_\nu) = f(x)$ a coefficienti costanti, Memorie della R. Accademia delle scienze dell'Istituto di Bologna Serie IV, vol. IX (1888), 45–71. French translation: Acta Mathematica 48 (1926) 279–304.
 - [2] E. Borel, Mémoire sur les séries divergentes, Ann. Sci. École Normale Sup. 16 (1899) 9–131. http://www.numdam.org/item?id=ASENS_1899_3_16_9_0
 - [3] E. Borel, Leçons sur les Séries Divergentes, Gauthier-Villars (1928), reprinted by Éditions Jacques Gabay, Paris.
 - [4] J.C. Le Guillou and J. Zinn-Justin (editors), Large-Order behaviour of Perturbation Theory, North-Holland, Amsterdam (1990).
 - [5] B. Shawyer and B. Watson, Borel's Method of Summability, Oxford U.P., Oxford (1994).
 - [6] B. Yu. Sternin and V. E. Shatalov, Borel–Laplace transform and Asymptotic Theory, CRC Press, Boca Raton (1996).
 - [7] G. Pólya, Untersuchungen über Lücken und Singularitäten von Potenzreihen, Math. Z. 29 (1929) 549–640.
 - [8] M.D. Van Dyke, Computer-extended series, Ann. Rev. Fluid Mech. 16 (1984) 287–309.
 - [9] A.J. Guttman, Asymptotic Analysis of Power-Series Expansions, in Phase Transitions, C. Domb and J. Lebowitz, eds. vol. 13 (1989) 1–234.
 - [10] U. Frisch, T. Matsumoto and J. Bec, Singularities of the Euler equation? Not out of the blue! J. Stat. Phys. 113 (2003) 761–781.
 - [11] J. van der Hoeven, Algorithms for asymptotic interpolation, preprint 2006-12 Dep. Math. Univ. Paris-Sud, submitted to J. Symbolic Computation (2006); see also <http://www.math.u-psud.fr/~vdhoeven/Publs/2006/interpolate.ps.gz>
 - [12] G. Darboux, Mémoire sur l'approximation des fonctions de très grands nombres, J. de Mathématiques Pures et Appliquées 4 (1878) 5–56 and 377–416.
 - [13] P. Henrici, Applied and Computational Complex Analysis, vol. 2, John Wiley and Sons (1977).
 - [14] C. Hunter and B. Guerrieri, Deducing the properties of singularities of functions from their Taylor series coefficients, SIAM J. Appl. Math. 39 (1980) 248–263, erratum: 41 (1981) 203.
 - [15] J. Zinn-Justin, Analysis of Ising model critical exponents from high temperature series expansions, J. Physique 40 (1979) 969–975.
 - [16] M. J. Shelley, A study of singularity formation in vortex sheet motion by a spectrally accurate vortex method, J. Fluid Mech. 244 (1992) 493–526.
 - [17] W. Pauls, T. Matsumoto, U. Frisch and J. Bec, Nature of complex singularities for the 2D Euler equation, Physica D, 219 (2006) 40–59 (nlin.CD/0510059).

- [18] G.F. Carrier, M. Krook and C.E. Pearson, *Functions of a Complex Variable: Theory and Technique*, McGraw-Hill, New York (1966).
- [19] P. Wynn, On a Procrustean technique for the numerical transformation of slowly convergent sequences and series, *Proc. Camb. Phil. Soc.* 52 (1956) 663–671.
- [20] P. Wynn, The rational approximation of functions which are formally defined by a power series expansion, *Mathemat. Comput.* 14 (1960) 147–186.
- [21] E.J. Weniger, Nonlinear sequence transformations for the acceleration of convergence and the summation of divergent series, *Comput. Phys. Rep.* 10 (1989) 189–371 (math.NA/0306302).
- [22] C. Brezinski and M. Redivo Zaglia, *Extrapolation Methods*, North-Holland (1991).
- [23] I. Jensen and A.J. Guttmann, Self-avoiding polygons on the square lattice, *J. Phys. A: Math. Gen.* 32 (1999) 4867–4876.
- [24] I. Jensen, A parallel algorithm for enumeration of self-avoiding polygons on the square lattice, *J. Phys. A: Math. Gen.* 36 (2003) 5731–5745.
- [25] I. Jensen, Honeycomb lattice polygons and walks as a test of series analysis techniques, *J. Phys.: Conf. Ser.* 42 (2006) 163–178.
- [26] J. Ecalle, *Introduction aux Fonctions Analysables et Preuve Constructive de la Conjecture de Dulac*, Actualités mathématiques. Hermann, Paris (1992).
- [27] J. van der Hoeven, *Automatic Asymptotics*, Thesis, Orsay (1997) <http://www.math.u-psud.fr/~vdhoeven/Books/phd.ps.gz>
- [28] J. van der Hoeven, *Transseries and Real Differential Algebra*, Lecture in Math., Springer, to appear.
- [29] J. D. Fournier et U. Frisch, L'équation de Burgers déterministe et statistique, *J. Méc. Th. Appl.*, 1983, **2**, 699–750.
- [30] Frisch, U. and Bec, J., 2001, “Burgulence”, in *Les Houches 2000: New Trends in Turbulence*, M. Lesieur, A. Yaglom and F. David, eds., pp. 341–383, Springer EDP-Sciences. (nlin.CD/0012033).
- [31] M. Abramovitz and I. A. Stegun, *Handbook of Mathematical Functions*, Dover Publications (1965).
- [32] P. Debye, Näherungsformeln für die Zylinderfunktionen für große Werte des Arguments und die unbeschränkt veränderliche Werte des Index, *Math. Ann.*, 1908, **67**, 535–558.
- [33] G.N. Watson, *A Treatise on the Theory of Bessel Functions*, Cambridge University Press (1922).
- [34] B.Ya. Levin, *Lectures on Entire Functions*, American Mathematical Society, Providence (1996).
- [35] L. Bieberbach, *Analytische Fortsetzung*, Springer, Berlin 1955. Russian translation: *Analiticheskoye Prodolzhenye*, Nauka, Moscow 1967.
- [36] F.W.J. Olver, *Asymptotics and Special Functions*, Academic Press (1974).
- [37] J. Müller, Convergence acceleration of Taylor sections by convolution, *Constr. Appr.* 15 (1999) 523–536.
- [38] J. van der Hoeven, Relax, but don't be too lazy, *J. Symbolic Computation* 34 (2002) 479–542.
- [39] J. van der Hoeven, On effective analytic continuation, preprint Dép. Math. Orsay, <http://www.math.u-psud.fr/~vdhoeven/Publs/2006/riemann.ps.gz>
- [40] A.J. Majda and A.L. Bertozzi, *Vorticity and Incompressible Flow*, Cambridge University Press, Cambridge (2000).
- [41] M.E. Brachet, D.I. Meiron, S.A. Orszag, B.G. Nickel, R.H. Morf and U. Frisch, Small-scale structure of the Taylor–Green vortex, *J. Fluid Mech* 167 (1983) 411–452.
- [42] R.B. Pelz and Y. Gulak, Evidence for a real-time singularity in hydrodynamics from time series analysis, *Phys. Rev. Lett.* 79 (1997) 4998–5001.
- [43] D.W. Moore, The spontaneous appearance of a singularity in the shape of an evolving vortex sheet, *Proc. R. Soc. London A* 365 (1979) 105–119.
- [44] D.I. Meiron, G.R. Baker and S.A. Orszag, Analytic structure of vortex sheet dynamics. Part 1. Kelvin–Helmholtz instability, *J. Fluid Mech.* 114 (1982) 283–298.
- [45] L.A. Aizenberg and V.M. Trutnev, A Borel summation method for n -tuple power series, *Sibirsk. Matem. Zh.*, 12, No. 6 (1971) 1895–1901
- [46] V.M. Trutnev, The radial indicator in the theory of Borel summability with some applications, *Sibirsk. Matem. Zh.*, 13, No. 3 (1972) 659–664.