

Generalized Quantum Baker Maps as perturbations of a simple kernel

Leonardo Ermann^{1,2,*} and Marcos Saraceno^{1,3,†}

¹*Departamento de Física, Comisión Nacional de Energía Atómica, Avenida del Libertador 8250 (C1429BNP), Buenos Aires, Argentina.*

²*Departamento de Física, FCEyN, UBA, Pabellón 1 Ciudad Universitaria, 1428 Buenos Aires, Argentina.*

³*Escuela de Ciencia y Tecnología, Universidad Nacional de San Martín, Alem 3901 (B1653HIM), Villa Ballester, Argentina.*

(Dated: 19th November 2018)

We propose a general definition of the quantum baker's map (QBM) of Schack and Caves to any even Hilbert space with arbitrary boundary conditions. We identify a common kernel which can be perturbed with an almost diagonal matrix to obtain any QBM. This “essential” baker's map has a different semiclassical limit and can be diagonalized analytically for Hilbert spaces spanned by qubits. In all cases this kernel provides an accurate approximation to the spectral properties - eigenvalues and eigenfunctions - of all the different quantizations.

PACS numbers:

I. INTRODUCTION

The accurate description of pure eigenstates of chaotic systems is still beyond us. The initial Berry-Voros ansatz [1] assuming a microcanonical “uniformity” on the energy shell in accordance with Schmirer's theorem [2] leaves space for weaker structures that lead to scarring by unstable periodic orbits [3]. The choice of basis is of course crucial in achieving a simple description. The standard choice for numerical calculations is to diagonalize the hamiltonian - or the map - in an integrable basis: coordinate, momentum, oscillator, plane wave, etc. In these bases the chaotic eigenfunctions have very large participation ratios, of the order of the Hilbert space dimension, assimilating them to random eigenfunctions and excluding any perturbative description. Another approach is to use a basis of “quasi-modes” constructed on short periodic orbits [4], which has been used extensively to describe the eigenstates of the Bunimovich stadium. Still another approach has been the study of the distribution of zeroes in analytic representations. [5]

In this paper we show that the eigenfunctions and eigenvalues of the quantized baker's map - and a great variety of its generalizations - can be approximated by a relatively simple basis which diagonalizes a kind of “essential” baker's map. In this basis the eigenfunctions of all quantizations of the baker's map have very small participation ratios indicating that the basis vectors are excellent approximations to the eigenfunctions. Moreover the eigenvalues are well reproduced in first order perturbation theory. This basis can be analytically constructed for special Hilbert space dimensions, notably the qubit case when $D = 2^N$ [6]. Our approach extends the pioneering work by Lakshminarayan, [7, 8] who was the first to realize that some eigenfunctions had a simple structure when looked upon differently in the Walsh-Hadamard basis.

The organization of the paper is as follows: in Section II we review the quantization of the baker's map and propose a wide generalization of the Schack and Caves [9] construction for qubits by allowing arbitrary Hilbert space dimensions

and Floquet angles. Utilizing a mixture of analytical and circuit techniques we give a semiclassical interpretation of this construction in terms of semiquantum maps that quantize the baker's map iterates [10]. We show that all these maps share a common structure as the product of two unitary kernels: a fixed one \mathfrak{B} common to all families and an almost diagonal one containing diffraction effects. In Sec. III we analyze spectral properties of this family of maps and show that \mathfrak{B} provides an accurate basis for the description of eigenfunctions and eigenvalues. When the dimension is $D = 2^N$ this basis can be analytically constructed and is labeled by primitive binary strings. For maps with antisymmetric boundary conditions this basis improves the Hadamard representation discovered by Lakshminarayan [7]. Finally, in Sec. IV we study entanglement properties of this basis.

II. BAKER'S MAP QUANTIZATIONS

A. Quantum baker maps

The classical baker map is an example of an intuitive canonical transformation that can be expressed in terms of symbolic dynamics using the binary Bernoulli shift. The map is defined in the unit square phase space $(q, p \in [0, 1))$ by

$$q_{i+1} = 2q_i - [2q_i] \quad (1)$$

$$p_{i+1} = (p_i + [2q_i])/2 \quad (2)$$

where $[]$ denotes the integer part, and i is the discrete time. This map is area-preserving, and geometrically stretches the square by a factor of two in the q direction, squeezes by a factor of a half in the p direction, and then stacks the right half onto the left.

The map has a simple symbolic dynamics involving the binary expansions of the coordinates, $q = 0.\epsilon_0\epsilon_1\dots = \sum_{k=0}^{\infty} \epsilon_k 2^{-k-1}$ and $p = 0.\epsilon_{-1}\epsilon_{-2}\dots = \sum_{k=1}^{\infty} \epsilon_{-k} 2^{-k}$ ($\epsilon_i \in 0, 1$). One point of the phase space is represented by a bi-infinite symbolic string

$$(p, q) = \dots \epsilon_{-2}\epsilon_{-1} \bullet \epsilon_0\epsilon_1\epsilon_2\epsilon_3\dots \quad (3)$$

and the baker map action upon symbols is

$$(p, q) \longrightarrow (p', q') = \dots \epsilon_{-2}\epsilon_{-1}\epsilon_0 \bullet \epsilon_1\epsilon_2\epsilon_3\dots \quad (4)$$

*Email address: ermann@tandar.cnea.gov.ar

†Email address: saraceno@tandar.cnea.gov.ar

The classical map has two symmetries: *time-reversal* (T) reversing the direction of the flow and exchanging $p \rightleftharpoons q$; and *parity* (R) exchanging $q \rightarrow 1 - q$, $p \rightarrow 1 - p$, and bitwise logical NOT ($0 \rightleftharpoons 1$) upon symbols.

A quantization of the baker map is well known and proceeds by first setting up a Hilbert space with appropriate boundary conditions. The phase space is made compact by imposing periodic boundary conditions, thus turning it into a 2-torus. The corresponding quantum structure is characterized by quasi-periodic boundary conditions

$$\psi(q+1) = e^{i2\pi\kappa}\psi(q), \quad \tilde{\psi}(p+1) = e^{-i2\pi\eta}\tilde{\psi}(p) \quad (5)$$

where $2\pi\eta$ and $2\pi\kappa$ are arbitrary Floquet angles and $\psi, \tilde{\psi}$ are Fourier transformed pairs. Solutions to (5) only exist if $hD = 1$ with D integer, and they span a Hilbert space $\mathcal{H}_D^{\eta,\kappa}$ having finite dimension D . The position and momentum eigenvectors are $|q_j\rangle$ and $|p_k\rangle$ with eigenvalues $q_j = (j + \eta)/D$ and $p_k = (k + \kappa)/D$ respectively ($j, k = 0, \dots, D-1$). The vectors of each basis are orthonormal, $\langle q_j | q_k \rangle = \langle p_j | p_k \rangle = \delta_{jk}$ and the two bases are related via the finite Fourier transform with arbitrary Floquet angles,

$$(\hat{F}_D^{\eta,\kappa})_{kj} \equiv \langle p_k | q_j \rangle = \frac{1}{\sqrt{D}} e^{-i\frac{2\pi}{D}(j+\eta)(k+\kappa)} \quad (6)$$

The quantization of the baker map on an even-dimensional Hilbert space can be achieved [11] converting the most significant bit of position in the most significant bit of momentum. The matrix of the map in mixed representation has the form of two blocks with the finite Fourier transform of size $D/2$ in each one. In position representation we have

$$B_{pos}^{\eta,\kappa} = (F_D^{\eta,\kappa})^{-1} \begin{pmatrix} F_{\frac{D}{2}}^{\eta,\kappa} & 0 \\ 0 & F_{\frac{D}{2}}^{\eta,\kappa} \end{pmatrix} \quad (7)$$

The quantum baker map in position representation has a simple circuit representation in terms of Fourier transform (Fig. 1), where the line represents a subspace ordered with the most significant on the bottom, the box is a unitary operator acting on the respective space, and the temporal flux is from left to right (opposite to the matrix representation) [12].

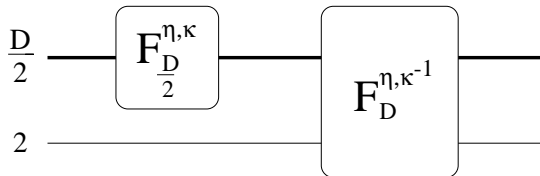


Figure 1: Circuit representation of the Balazs-Voros-Saraceno quantum baker map. The thick line represents a subsystem of dimension $D/2$.

The classical symmetries are preserved for some values of the Floquet angles. T is preserved when $\eta = \kappa$, and R when

$\eta + \kappa = 1$. The original quantization with $\eta = \kappa = 0$ was made by Balazs and Voros [11]. In particular, the choice $\eta = \kappa = 1/2$ (antisymmetric boundary conditions) yields a map with both symmetries [13].

We will use throughout techniques borrowed from quantum information theory [12] allowing simple graphical representations of unitary operators in tensor product Hilbert spaces. For the baker's map the well known decomposition of the Fourier matrix into qubit operations [14] when $D = 2^N$ allows a simple and efficient representation in terms of circuits. In Appendix A we show that this decomposition can be extended to arbitrary Floquet angles and other factorizations of D .

B. Family of baker maps on qubits

The original quantization scheme only required D to be even. In the special case when $D = 2^N$, Schack and Caves proposed an entire class of quantum baker maps on N qubits [9, 15]. They connected the binary representation of the classical baker map to the qubit structure using partial Fourier transform, defined in the general case as

$$\hat{G}_n^{\eta,\kappa} \equiv \hat{1}_{2^n} \otimes \hat{F}_{2^{N-n}}^{\eta,\kappa}, \quad n = 1, \dots, N \quad (8)$$

where $\hat{1}_{2^n}$ is the unit operator on the first n qubits, and $\hat{F}_{2^{N-n}}^{\eta,\kappa}$ is the Fourier transform on the remaining qubits. This transformation is used to define orthonormal basis states that are localized on the unit-square phase space [15].

This operator has a straightforward representation in terms of quantum circuits as shown in Fig.2.

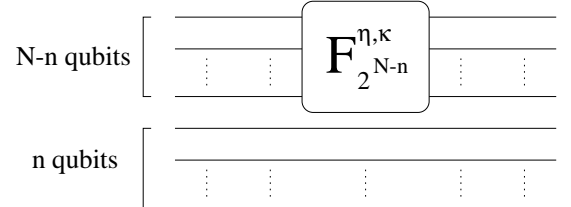


Figure 2: Circuit representation of the partial Fourier transform acting on the $N-n$ less significant qubits.

A quantum baker map with N qubits is defined for each value of $n = 1, \dots, N$ by the unitary operator [9]

$$\hat{B}_{N,n} \equiv \hat{G}_{n-1} \circ \hat{S}_n \circ \hat{G}_n^{-1} \quad (9)$$

where the dependence in η and κ is implicit. The shift operator \hat{S}_n acts cyclically only on the first n qubits, i.e., $\hat{S}_n |x_1\rangle |x_2\rangle \dots |x_n\rangle |x_{n+1}\rangle \dots |x_N\rangle = |x_2\rangle \dots |x_n\rangle |x_1\rangle |x_{n+1}\rangle \dots |x_N\rangle$.

Since \hat{S}_1 is the unit operator, $\hat{B}_{N,1} \equiv \hat{B}_{BVS}$ is the Balazs-Voros-Saraceno (BVS) map. On the other hand, it is easy to show that $\hat{B}_{N,n}$ is a map constructed only with swaps and one qubit Fourier transform. Since \hat{S}_n commutes with \hat{G}_n^{-1} , $\hat{B}_{N,n}$ can be written as

$$\hat{B}_{N,n} = \left(\hat{1}_{2^{n-1}} \otimes \hat{B}_{N-n+1,1} \right) \circ \hat{S}_n. \quad (10)$$

Thus the action of $\hat{B}_{N,n}$ is equivalent to a cyclic shift of the n most significant qubits followed by application of the B_{BVS} to the $N - n + 1$ least significant qubits. This equivalence is shown in circuit representation in Figs. 3 and 4. All these

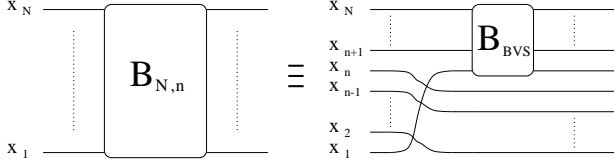


Figure 3: Circuit representation of $\hat{B}_{N,n}$ in terms of the BVS baker map

maps have efficient implementations in terms of single qubit operations, swaps and controlled phases, even for arbitrary Floquet angles. (see Appendix A).

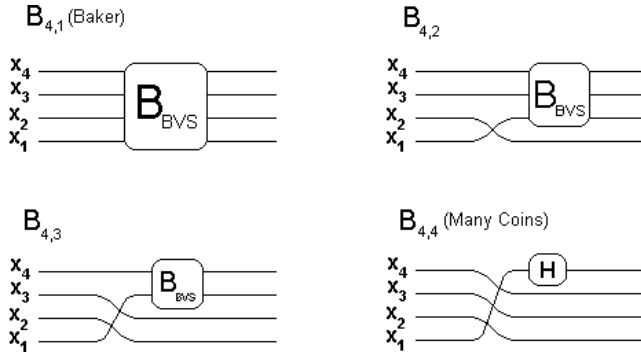


Figure 4: Circuit representation of the four members of the quantum baker map for four qubits ($\eta = \kappa = 0$). H is the Hadamard operator.

We will dedicate ourselves to the last map of this family, $\hat{B}_{N,N}$ in section D. This map has appeared in different contexts. In the literature on quantum walks [16] it is called the “many coins” map and is used to study quantum walks with many independent coin throws. In the context of quantum graphs it represents a De Bruijn graph with complex phases on its edges [17]. Nonnenmacher has observed that if the Fourier transform is replaced by the Walsh-Hadamard transform in the Balasz-Voros scheme then $\hat{B}_{N,N}$ is the Walsh quantization of the baker’s map and constitutes a “toy model” for the baker’s map [18]. Taking this observation into account we can also think of the intermediate members of the family as mixed Fourier - Walsh-Hadamard quantizations.

If one is willing to admit a BVS map in dimension $D = 1$, which would amount to a trivial inessential phase, then \hat{S}_N - the simple cyclic shift on N -qubits - could also be considered as an extreme member of this family. It was in fact a quantization of the baker’s map proposed by Penrose [19], but never pursued.

C. Quantization of iterated map

We can give a different -semiclassical- interpretation to the Schack and Caves construction that, besides clearly showing that all maps in the family are equivalent in the semiclassical limit ($\hbar = \frac{1}{N} \rightarrow 0$), allows a generalization to Hilbert space dimensions of a much wider class.

We start by recalling that the scheme utilized by Balazs and Voros [11] to quantize the original baker map can also be utilized to quantize its iterates. We denote $B^{(T)}$ the unitary map resulting from the direct quantization of the T iteration of the classical map. Since the classical map divides the q or p segments into 2^T equal intervals, we should initially assume that 2^T divides D so that each strip is quantized by $D/2^T$ states. Notice that for this construction to be semiclassically plausible there should be many quantum states in each strip thus requiring $D/2^T \rightarrow \infty$. As an example, two iterations of the classical baker map require four strips as in Fig. 5.

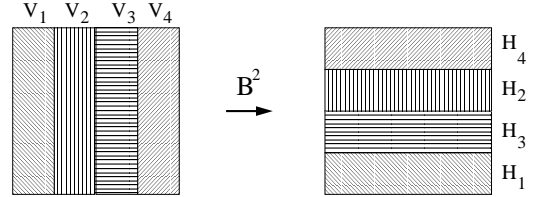


Figure 5: Representation in phase space of two iterations of the classical baker map

The quantization of this second iterate proceeds exactly as for the first. The map $B^{(2)}$ can be quantized in the mixed representation as

$$B_{mix}^{\eta,\kappa(2)} = \begin{pmatrix} F_{\frac{D}{4}}^{\eta,\kappa} & 0 & 0 & 0 \\ 0 & 0 & F_{\frac{D}{4}}^{\eta,\kappa} & 0 \\ 0 & F_{\frac{D}{4}}^{\eta,\kappa} & 0 & 0 \\ 0 & 0 & 0 & F_{\frac{D}{4}}^{\eta,\kappa} \end{pmatrix} \quad (11)$$

These quantizations for various values of T were studied in [10], and provide a *semiquantum dynamics* somewhat intermediate between semiclassical and quantum propagation. The matrix representation of $B^{(T)}$ can be expressed easily using finite string of bits in symbolic dynamics.

$$\langle m | B_{mix}^T | n \rangle = \delta_{\mu^\dagger \nu} \otimes F_{D/2^T}^{\eta,\kappa}, \quad \nu = \nu(q_n), \quad \mu = \mu(p_m) \quad (12)$$

where $\nu(q_0) = (\epsilon_0 \dots \epsilon_{T-1})$ and $\mu^\dagger(q_0) = (\epsilon_{T-1} \dots \epsilon_0)$.

The tensor product structure of $B^{(T)}$ allows a very simple circuit representation (Fig. 6), using the swap operator \hat{S}_2 . The inversion of the order of the most significant qubits corresponds to the transfer of a finite string of T bits of symbolic dynamics from momentum to coordinate and is accomplished by $\frac{T}{2}(\frac{T-1}{2})$ swaps for even (odd) T .

It is important to observe that the direct quantization of the T -step classical map and the T^{th} iteration of the one-step quantum map do not produce exactly the same matrices. In

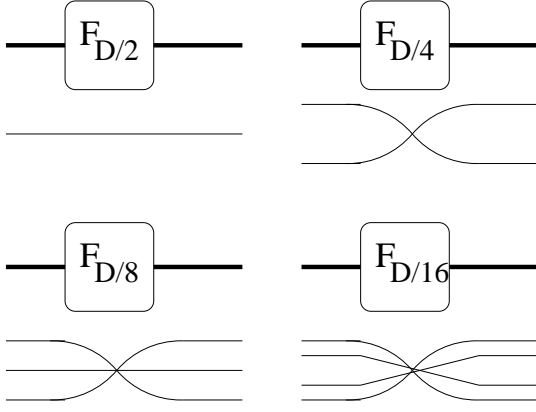


Figure 6: Circuits in the mixed representation for the quantization of the first four iterations of the baker's map.

fact quantization and propagation are operations whose commutativity is only justified in the semiclassical limit $D/2^T \rightarrow \infty$. The Schack and Caves construction can then be seen from a different perspective using the fact that $B^{(T+T')}$ and $B^T B^{T'}$ represent different matrices which are only asymptotically equal whenever the semiclassical condition is satisfied. Thus we can define families of quantizations of the one step map as

$$\hat{B}_{D,2^{n-1}} \equiv \hat{B}^{(n-1)\dagger} \hat{B}^{(n)} \quad n = 1, \dots, N \quad (13)$$

where the only requisite is that 2^N divides D , and the BVS map is recovered for $\hat{B}_{D,1}$. It is clear from the semiclassical arguments in [10] that all these families are semiclassically equivalent in the sense that they all represent valid, and different, quantizations of the one-step baker map. However this equivalence requires that n remain fixed while $\frac{D}{2^n} \rightarrow \infty$. If, on the other hand we allow $2^n \sim D$ we can expect strong quantum deviations from this equivalence.

If we work with a Hilbert space spanned by N qubits and for antiperiodic boundary conditions, it is easy to see that the quantization obtained as a product of two semiquantum maps is equivalent to the family $\hat{B}_{N,n}$ of Eq.9 obtained by Schack and Caves. In Fig.7, for example, we use circuits to show that $\hat{B}^{(3)\dagger} \hat{B}^{(4)} \equiv \hat{B}_{N,4}$.

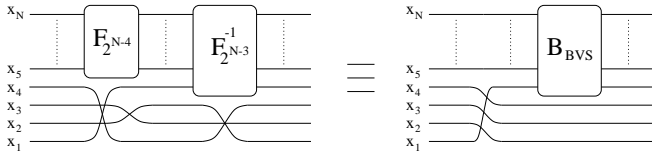


Figure 7: Equivalence for the quantum baker map with the semiclassical definition and with the Schack and Caves maps.

As in what follows we will use arbitrary Hilbert space dimensions we will label the different maps not by the number of qubits but by this dimension. Thus the Scott Caves family will be labeled as $\hat{B}_{2^N,2^{n-1}}$.

It should be clear that many more inequivalent constructions are possible along these lines i.e. $B^{(3)}B^{(1)\dagger}B^{(1)\dagger}$ and many other similar combinations.

This interpretation of the family as a product of semiquantum maps gives also a natural explanation to the result of [20] who found that $B_{N,N}$ was abnormal in that its classical limit was different from the baker. Seen from a semiclassical point of view this result is quite natural as it would involve the quantization of strips of dimension $D/2^N = 1$ by means of rank one projection operators, thus strongly violating any semiclassical justification. However, as we show in Sec.III, it is precisely this “extreme” quantum map that provides the approximate description of all the other quantizations.

D. QBM generalization

Motivated by the Schack and Caves families for a space spanned by qubits (Eq. 9), we will generalize QBMs to Hilbert spaces with arbitrary Floquet angles and arbitrary even dimension. Assume that $D = 2D_\alpha D_\beta$ in which case we interpret the map as operating in a product Hilbert space $\mathcal{H}_D = \mathcal{H}_2 \otimes \mathcal{H}_{D_\alpha} \otimes \mathcal{H}_{D_\beta}$. We relabel the coordinate states as

$$|j\rangle \rightarrow |\epsilon j_\beta j_\alpha\rangle = |\epsilon\rangle \otimes |j_\beta\rangle \otimes |j_\alpha\rangle$$

where $j = \epsilon D_\alpha D_\beta + j_\beta D_\alpha + j_\alpha$ and $\epsilon = 0, 1; 0 \leq j_\beta < D_\beta; 0 \leq j_\alpha < D_\alpha$ thus making \mathcal{H}_2 the “most significant” subspace and \mathcal{H}_α the least significant one. The QBM families are defined as

$$\hat{B}_{D,D_\beta} = (\hat{1}_{D_\beta} \otimes \hat{B}) \circ \hat{S}_{2,D_\beta} \quad (14)$$

where \hat{B} is the BVS baker's map in a $2D_\alpha$ -dimensional Hilbert space with implicit dependence on the Floquet angles. The shift \hat{S}_{2,D_β} between a qubit and a β subspace is a particular case of a shift defined as

$$\hat{S}_{D_1,D_2} = \sum_{j=0}^{D-1} |D_1 j - [\frac{j}{D_2}](D-1)\rangle \langle j| \quad (15)$$

where $[j]$ is the integer part of j . This shift is a permutation of the states $j \in \mathcal{H}_D$ which exchanges the significance of the D_1, D_2 subspaces.

\hat{B}_{D,D_β} has a very simple circuit representation (Fig. 8) which obviously generalizes the qubit circuit of Fig. 7. Clearly different maps with a constant value of $D_\alpha D_\beta$ constitute a family of quantizations that generalize the previous qubit construction, which is recovered by choosing antiperiodic boundary conditions and a Hilbert space spanned by qubits.

We now come to main point of our construction: the baker's map in Fig. 8 can be split, using the factorization properties of the discrete Fourier transform (cf. Fig. 17 in Appendix A), as the product of two unitary kernels (Fig.9). The first one which can be considered as an “essential” baker's map, is an

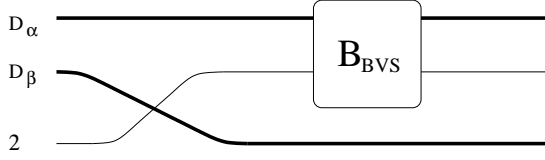


Figure 8: Circuit representation for the quantum baker maps families. Each line represents a subspace with the most significant at the bottom.

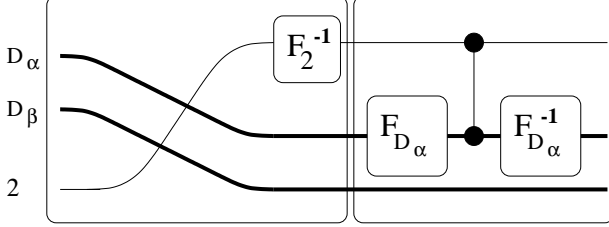


Figure 9: Circuit representation for the QBM family defined in 14.

obviously generalization of the many coins map of Fig. 4, and is common to all families. We define it as

$$\hat{\mathfrak{B}} = e^{-i2\pi\eta\kappa} \hat{S} \circ (\hat{F}_2^\dagger \otimes \hat{1}_{D_\alpha D_\beta}) \quad (16a)$$

$$= e^{-i2\pi\eta\kappa} (\hat{1}_{D_\alpha D_\beta} \otimes \hat{F}_2^\dagger) \circ \hat{S} \quad (16b)$$

where

$$\hat{S} \equiv \hat{S}_{2,D/2} \quad (17)$$

is the shift operator used in [6, 7].

The position representation of $\hat{\mathfrak{B}}$ is a square $2D_\alpha D_\beta \times 2D_\alpha D_\beta$ complex matrix.

$$\hat{\mathfrak{B}} = e^{-i2\pi\eta\kappa} \begin{pmatrix} a & \dots & 0 & b & \dots & 0 \\ c & \dots & 0 & d & \dots & 0 \\ \vdots & \ddots & \vdots & \vdots & \ddots & \vdots \\ 0 & \dots & a & 0 & \dots & b \\ 0 & \dots & c & 0 & \dots & d \end{pmatrix} \quad (18)$$

where

$$\hat{F}_2^\dagger = \begin{pmatrix} a & b \\ c & d \end{pmatrix} = \frac{e^{i\pi\eta\kappa}}{\sqrt{2}} \begin{pmatrix} 1 & e^{i\pi\kappa} \\ e^{i\pi\eta} & e^{i\pi(\eta+\kappa+1)} \end{pmatrix} \quad (19)$$

The second kernel in Fig. 9 contains all the peculiarities of the different family members. It is diagonal in the subspace \mathcal{H}_β , while the interaction of the qubit line with subspace \mathcal{H}_α give raises to diffraction effects. The matrix elements of this kernel are

$$\langle \epsilon', j'_\alpha, j'_\beta | \hat{K}_{D,D_\beta} | \epsilon, j_\alpha, j_\beta \rangle = \delta_{\epsilon,\epsilon'} \delta_{j_\beta, j'_\beta} \langle \epsilon, j'_\alpha | \hat{K} | \epsilon, j_\alpha \rangle \quad (20)$$

where

$$\langle \epsilon, j'_\alpha | \hat{K} | \epsilon, j_\alpha \rangle = e^{\frac{i\pi}{D_\alpha} \Phi} \frac{\sin(\pi D_\alpha \gamma)}{D_\alpha \sin(\pi \gamma)} \quad (21a)$$

with

$$\Phi = (j'_\alpha - j_\alpha)(D_\alpha + 2\kappa - 1) + (\epsilon - \eta)\left(\frac{1}{2} - \kappa\right)(D_\alpha - 1) \quad (21b)$$

$$\gamma = \frac{1}{D_\alpha} \left(j'_\alpha - j_\alpha + \frac{\epsilon - \eta}{2} \right) \quad (21c)$$

The strong forward diffraction peak gives this kernel an almost diagonal structure with weak off diagonal elements reflecting the block structure of the different sizes of subspaces $\mathcal{H}_\alpha, \mathcal{H}_\beta$. When $D_\alpha = 1$, the diffraction kernel is the identity, and for the qubit case this is the *Many Coins* map [16, 21].

The generalizations of the QBM can be rewritten in terms of both kernels defined in Eqs. 16a, 20 and 21 as

$$\hat{B}_{D,D_\beta} = (\hat{1}_{D_\beta} \otimes \hat{K}) \circ \hat{\mathfrak{B}} \quad (22)$$

where $\hat{B}_{D,1} \equiv \hat{B}$ is the B_{BVS} ; and $\hat{B}_{D,D/2} \equiv \hat{\mathfrak{B}}$ is the *essential* quantum baker's map (EQBM).

The modulus of the matrix elements of both kernels for $D_\alpha = 5, D_\beta = 3$ are shown in Fig. 10.

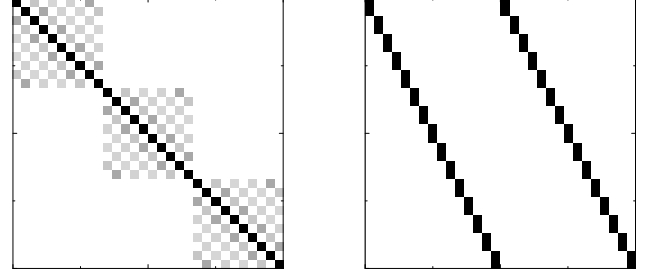


Figure 10: Modulus of the matrix elements of the *diffraction* kernel (left) and EQBM (right). $D = 2D_\alpha D_\beta$ with $D_\alpha = 5, D_\beta = 3$ and the Floquet angles $\eta = \kappa = 0.5$

It should be noticed that, even when antiperiodic boundary conditions are chosen, this family of quantizations does not respect the time reversal symmetry of the original B_{BVS} map. On the other hand they do commute with the parity R .

An alternative splitting of the QBM family can be considered if the F_2^{-1} gate in Fig. 9 is included in the diffraction kernel. In this case the resulting “essential” baker map is the shift map considered in [7]. We discuss the relative merits of this two splittings in the conclusions.

III. SPECTRAL PROPERTIES

Based on the fact that the diffraction kernel is almost diagonal we can attempt to describe the spectral properties of

the family B_{D,D_β} in terms of those of the simpler \mathfrak{B} . That this is not a hopeless endeavour is shown in Fig. 11 where we compare the positive parity spectra of the family with $D = 48$ and various values of D_α, D_β . All quantizations share visually similar gaps and fluctuations indicating that a common structure is present. This fact is even more apparent when the spectra are smoothed. The resulting spectral density is almost identical for all the maps.

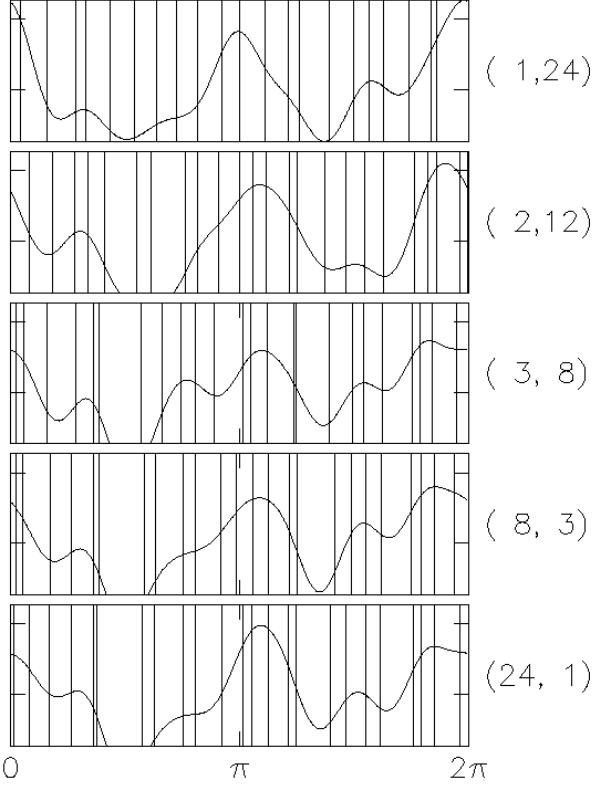


Figure 11: Comparison of the positive parity spectra of the family B_{D,D_β} for $D = 48$. The values of (D_α, D_β) are on the right. The top spectrum corresponds to \mathfrak{B} and the bottom to B_{VBS} . The continuous lines are the smoothed spectral densities.

A more quantitative measure of the similarity of the eigenfunctions is given by the average participation ratio. The participation ratio, $PR = (\sum_r |\langle \varphi_r | \psi \rangle|^4)^{-1}$, is a rough measure of the number of basis elements $|\varphi_r\rangle$ needed to construct the state $|\psi\rangle$, with $PR \in [1, D]$. To assess the overall complexity of the eigenstates $|\Phi_\alpha\rangle$ in a given basis $|\varphi_i\rangle$ we compute the average PR

$$\langle PR \rangle = \frac{1}{D} \sum_{\alpha=0}^{D-1} \left(\sum_{i=0}^{D-1} |\langle \varphi_i | \Phi_\alpha \rangle|^4 \right)^{-1} \quad (23)$$

This quantity is plotted in Fig. 12 for B_{VBS} eigenstates ($|\Phi_\alpha\rangle$) using several basis and varying the dimension of the Hilbert space.

The $\langle PR \rangle$ in the position basis grows similar to the *Random Matrix Theory* predictions (just below $D/2$) revealing the chaotic nature of the QBM. The $\langle PR \rangle$ decreases significantly

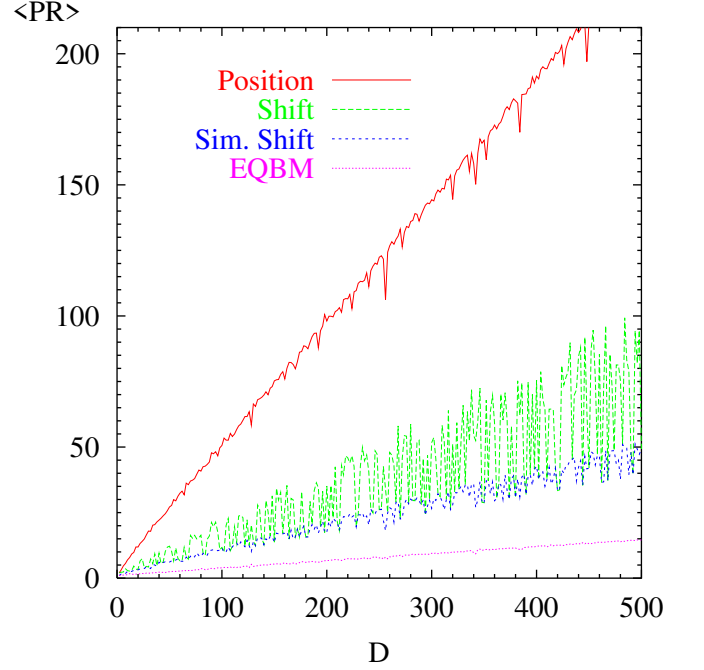


Figure 12: (Color online) Participation ratio average as a function of the dimension for B_{VBS} with antiperiodic boundary conditions in different bases: position basis, shift basis, symmetrized shift basis and EQBM basis.

using the shift eigenstates as a basis [7], but has strong dependences on the dimension of the map which can be associated to periodic orbits of the map and number theory. The Shift eigenstates are $|\chi_{\overline{\nu}}^k\rangle = \frac{1}{\sqrt{T}} \sum_{j=0}^{T-1} e^{-i\frac{2\pi}{T}kj} |\nu_j\rangle$ where $|\nu_j\rangle$ are the trajectory points $S_{2,D/2}^j |\nu_0\rangle$.

The symmetrized shift, used in [6], is constructed as the parity projection of the shift basis,

$$|\tilde{\chi}_{\overline{\nu}}^k\rangle = \frac{1}{\sqrt{2}} (1 \pm R) |\chi_{\overline{\nu}}^k\rangle \quad (24)$$

where $R|j\rangle = |D-1-j\rangle$ in position.

This basis has a lower value of the $\langle PR \rangle$ and less fluctuations with the dimension D . In the case of EQBM's eigenstates as a basis, the $\langle PR \rangle$ is much lower and grows slowly and smoothly with D . The fact that $\langle PR \rangle$ is extremely small for the EQBM basis shows that it should be possible to describe the QBM spectral properties (eigenfunctions and eigenvalues) in terms of the EQBM basis.

We have also explored the dependence of the growth of $\langle PR \rangle$ in the EQBM basis for different values of the Floquet parameters $((\eta, \kappa))$. Values close to the antisymmetric case $(1/2, 1/2)$ yield consistently smaller values.

A. The special case $D = 2^N$.

When $D = 2^N$ the EQBM is the “toy model” considered in Refs. [18, 22] and its spectral properties can be analyzed

exactly. Consider first the slightly more general operator $\hat{U} = (\hat{u} \otimes \hat{1}_{2^{N-1}}) \circ \hat{S} = \hat{S} \circ (\hat{1}_{2^{N-1}} \otimes \hat{u})$ where \hat{S} is the shift operator defined in Eq. 17 and \hat{u} is any unitary operator in a qubit space. The unitary matrix \hat{u} can be diagonalized as

$$u = A \begin{pmatrix} e^{i\theta_0} & 0 \\ 0 & e^{i\theta_1} \end{pmatrix} A^\dagger \quad (25)$$

where A is a unitary 2×2 matrix. thus, the unitary matrix U can be written in a simpler way as $U = A^{\otimes N} U_0 A^{\dagger \otimes N}$ with U_0 in computational matrix representation as

$$\begin{aligned} \langle j_1 | U_0 | j_0 \rangle &= \exp \left(i\theta_0 + i \left[\frac{j_0}{2^{N-1}} \right] (\theta_1 - \theta_0) \right) \times \\ &\times \delta \left(j_1 - 2j_0 + \left[\frac{j_0}{2^{N-1}} \right] (2^N - 1) \right) \end{aligned} \quad (26)$$

This operator takes a very simple form if we label the states by a binary string, $|j\rangle \rightarrow |\nu\rangle \equiv |a_0 \dots a_{N-1}\rangle$ with $j = \sum_{i=0}^{N-1} a_i 2^{N-1-i}$. In that representation

$$U_0 |a_0 \dots a_{N-2} a_{N-1}\rangle = e^{ia_0 \theta_1 + i(1-a_0) \theta_0} |a_1 \dots a_{N-1} a_0\rangle \quad (27)$$

This is a permutation which will have cycles whose period T_ν will depend on the binary structure of ν . We then have

$$U_0^{T_\nu} |\nu\rangle = e^{i\Phi_\nu} |\nu\rangle \quad (28)$$

where $\Phi_\nu = N_0 \theta_0 + N_1 \theta_1$; T_ν is the primitive period of the string ν and N_0 and N_1 are the number of 0's and 1's in the primitive string. Notice that $N_0 + N_1 = T_\nu$ and that T_ν must divide N . The eigenvalues of U_0 are then the shifted roots of unity

$$\lambda_{\nu,k} = e^{i \frac{\Phi_\nu + 2\pi k}{T_\nu}} \quad (29)$$

and the corresponding eigenstates are

$$|\tilde{\Psi}_\nu^k\rangle = \frac{1}{\sqrt{T_\nu}} \sum_{m=0}^{T_\nu-1} e^{i\varepsilon_m} S^m |\nu_0\rangle \quad (30a)$$

where

$$\varepsilon_m = m \left(\theta_0 - \frac{\Phi_\nu + 2\pi k}{T_\nu} \right) + (\theta_1 - \theta_0) \sum_{i=0}^{m-1} a_i \quad (30b)$$

For example the primitive orbits for $N = 4$ are $\bar{0}$, $\bar{1}$, $\bar{01}$, $\bar{0011}$, $\bar{0001}$ and $\bar{0111}$ leading to two fixed points, one cycle of period 2 and 3 cycles of period 4.

The eigenstates of the original operator U are the obtained as

$$|\Psi_\nu^k\rangle = A^{\otimes N} |\tilde{\Psi}_\nu^k\rangle \quad (31)$$

When $u = e^{-i2\pi\eta\kappa} F_2^{\dagger(\eta,\kappa)}$ its eigenvalues and eigenfunctions are given explicitly as

$$\begin{aligned} \vartheta_{0,1} &= e^{i\theta_{0,1}} = \pm \exp \left(i \frac{\pi}{2} (\eta + \kappa - 2\eta\kappa) \mp i\omega \right) \quad (32) \\ |\psi_{0,1}\rangle &= \frac{1}{\sqrt{2}} \left[2 \mp \sqrt{2} \cos \left(\frac{\pi}{2} (\eta + \kappa) \mp \omega \right) \right]^{-\frac{1}{2}} \times \\ &\times \left[e^{i\pi\kappa} |0\rangle + (\pm \sqrt{2} e^{i\frac{\pi}{2}(\eta+\kappa) \mp i\omega} - 1) |1\rangle \right] \end{aligned} \quad (33)$$

where $\omega \in [0, \pi/4]$ is defined as

$$\sin(\omega) = \frac{1}{\sqrt{2}} \sin \left(\frac{\pi}{2} (\eta + \kappa) \right) \quad (34)$$

These expressions then provide the spectral properties of the EQBM in the qubit case $D = 2^N$ for arbitrary Floquet angles. For special values of η, κ the matrix $F_2^{\dagger(\eta,\kappa)}$ has a definite period i.e. $(F_2^{\dagger(0,0)})^2 = 1$ and $(F_2^{\dagger(0.5,0.5)})^4 = 1$ thus leading to a periodicity $2N$ or $4N$ for the full EQBM map. This short periodicities implies that the spectrum given by Eq. 29 will be highly degenerate for large values of N . Therefore the eigenfunctions in Eq. 30 will not be unique and other linear superpositions can also be constructed. They have been considered in [22] and shown to have a multifractal structure in the large N limit. For others values of η, κ the spectrum is in general not degenerate and this possibility does not exist.

Notice that the eigenstates of $-iF_2^{\dagger(0.5,0.5)}$ (with antiperiodic boundary conditions) in Eq. 33 are $H|0\rangle$ and $H|1\rangle$ where H is the Hadamard operator

$$H = \frac{1}{\sqrt{2}} \begin{pmatrix} 1 & 1 \\ 1 & -1 \end{pmatrix} \quad (35)$$

Therefore, for this case $A = H$, $\theta_0 = \pi/2$ and $\theta_1 = 0$. The explicit expression of EQBM eigenstates with their respective eigenvalues for 3 qubits are:

$$\begin{aligned} |\Psi_0^0\rangle &= H^{\otimes 3} |000\rangle \longrightarrow \lambda_{\bar{0},0} = 1 \\ |\Psi_1^0\rangle &= H^{\otimes 3} |111\rangle \longrightarrow \lambda_{\bar{1},0} = -i \\ |\Psi_{001}^k\rangle &= \frac{1}{\sqrt{3}} H^{\otimes 3} (|001\rangle + e^{i\pi \frac{1-4k}{6}} |010\rangle + e^{i\pi \frac{1-4k}{3}} |001\rangle) \\ &\longrightarrow \lambda_{\bar{001},k} = e^{i\pi \frac{4k-1}{6}} \\ |\Psi_{011}^k\rangle &= \frac{1}{\sqrt{3}} H^{\otimes 3} (|011\rangle + e^{i\pi \frac{1-2k}{3}} |110\rangle + e^{i\pi \frac{1-8k}{6}} |101\rangle) \\ &\longrightarrow \lambda_{\bar{011},k} = e^{i\pi \frac{2k-1}{3}} \end{aligned}$$

with $k = 0, 1, 2$.

Notice that in this argument the role of the tensor product of Hadamard gates is that of diagonalizing $F_2^{\dagger(0.5,0.5)}$. As such it is peculiar to the antisymmetric case ($\eta, \kappa = 1/2, 1/2$). Other values would still lead to a tensor product of one-qubit gates but with a more complicated structure given by Eq. 33. This is different from the use of the Hadamard transform in [6] where its role is to restore the parity symmetry to the shift map and is thus independent of the Floquet angles considered.

B. Matrix of overlaps

While the average PR gives a global measure of the similarity between the eigenbases of B_{BVS} ($|\Phi_\alpha\rangle$) and \mathfrak{B} ($|\Psi_\beta\rangle$) a more detailed view is given by the matrix of overlaps $M_{\beta\alpha} = |\langle \Psi_\beta | \Phi_\alpha \rangle|$. If the eigenstates are ordered by their phases on the unit circle the resulting matrix should be almost diagonal

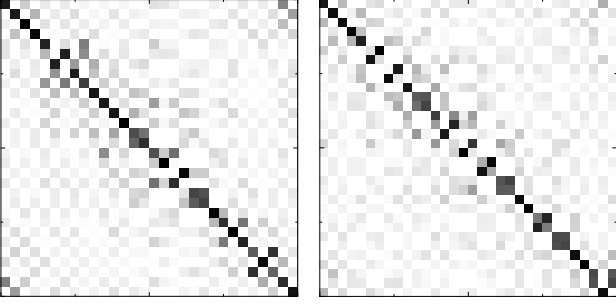


Figure 13: Matrix of overlaps $(M)_{\beta,\alpha} = |\langle \Psi_\beta | \Phi_\alpha \rangle|$ with Floquet angles $\eta = \kappa = 0.5$ for $D = 30$ (left) and $D = 32$ (right). The eigenstates of both bases are ordered by growing eigenphases.

with the off-diagonal elements signaling the importance of small components other than the main ones.

Fig. 13 shows the matrix of overlaps for $D = 30$ and for the qubit case $D = 32$. For the latter the spectrum is concentrated at the values $e^{i2\pi \frac{k}{2^N}}$ and therefore many eigenstates are degenerate. In this case we choose the basis as given in Eqs. 31 and 30. For $D = 30$ on the other hand there are no degeneracies and the basis is unique. Fig. 13 shows clearly that in both cases most states $|\Phi_\alpha\rangle$ have a very large overlap with one basis state (this overlap being typically ~ 0.9) while a few are mixtures of two. Some inversions in the ordering on the unit circle are also evident.

The quality of the eigenfunctions that show no mixing is very good. Fig. 14 shows the comparison of three such eigenstates for $D = 32$ in the Husimi representation. The main difference in these eigenfunction are due to the lack of time reversal symmetry of the basis states. This symmetry, present in $|\Phi_\alpha\rangle$, is reflected clearly in the pattern of zeroes which is symmetric with respect to the main diagonal. Notice that, while the basis states for $D = 2^N$ can be analytically constructed, the basis of the EQBM for $D \neq 2^N$ has to be found numerically. What we show here is that EQBM provides an excellent starting point to study the spectral properties of any baker quantization for all values of D .

C. The spectrum

Every QBM different from the EQBM has a complex spectrum which follows the RMT predictions (non-degenerate, with eigenvalues repulsion, etc. [25]). In general, the spectrum of EQBM will be “chaotic” too. But, when the Hilbert space is spanned by qubits and for special Floquet angles the EQBM has a short period and its spectrum is degenerate. Therefore, in these cases, the zero-th order approximation with EQBM’s spectrum is not enough to represent accurately the spectrum of QBMs.

The first order approximation can be computed multiply-

ing the zero-th order eigenvalues with the diagonal of the perturbation matrix (the diffraction kernel) represented in the




Figure 14: Husimi representation for three eigenstates of the B_{BVS} (left) $|\Phi_\alpha\rangle$ and \mathfrak{B} ($|\Psi_\beta\rangle$) (right) in a Hilbert space spanned by 5 qubits.

EQBM basis. Which in general will be

$$\lambda_j^{(1)} = \lambda_j^{(0)} \langle \Psi_j | K_{D,D\alpha} | \Psi_j \rangle \quad (37)$$

where $\lambda_j^{(0)}$ and $|\Psi_j\rangle$ are the EQBM’s eigenvalues and eigenstates of any even dimension. We find that the diagonal elements of the diffraction kernel in 37 are close to the unit circle, their modulus typically ~ 0.9 . We adopt their phase as first order correction to the $\lambda_j^{(0)}$ eigenphases.

This approximation will be specially useful for the case of Hilbert spaces spanned by qubits since the corrections can break possible degenerations of the analytic EQBM’s spectrum. Using Eqs. 20, 21 and 30 the first order approximation is expressed in 38.

$$\lambda_{\nu,k}^{(1)} = \frac{1}{T} \sum_{l,m=0}^{T-1} e^{i\xi(l,m)} \langle \nu_0 | S^{\dagger l} A^{\dagger \otimes N} K_{D,D_\alpha} A^{\otimes N} S^m | \nu_0 \rangle \quad (38a)$$

$$\xi(l,m) = \theta_0(m-l) + (\theta_1 - \theta_0) \left(\sum_{i=0}^{m-1} a_i - \sum_{j=0}^{l-1} a_j \right) + \frac{\phi_{\overline{\nu}} + 2\pi k}{T} (l-m+1) \quad (38b)$$

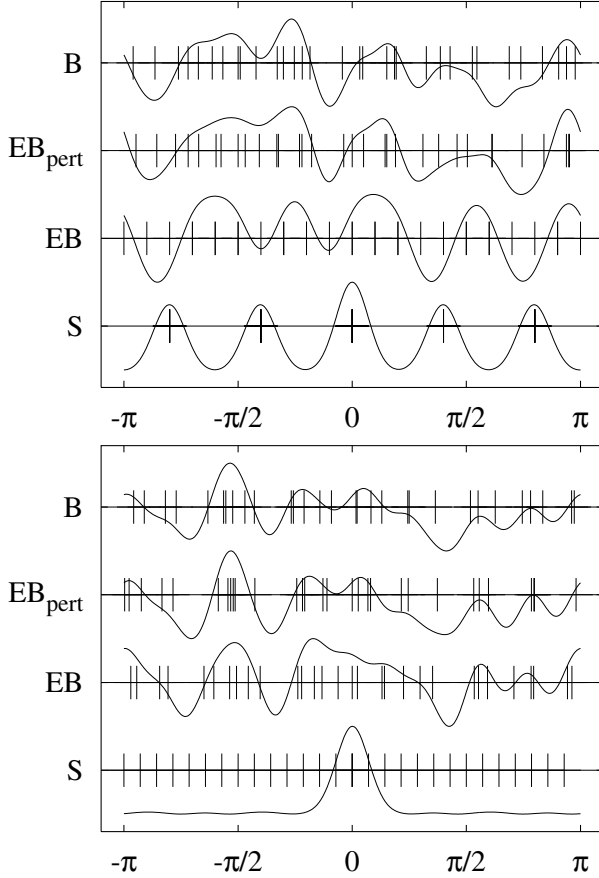


Figure 15: Eigenphases of the shift operator (S), the EQBM (EB), the first order correction of the EQBM with the Kernel B (EB_{pert}), and the BVS Baker (B) for dimension $D = 32$ (top) and $D = 30$ (bottom).

In the non-qubit case ($D = 30$) the EQBM spectrum is already quite good and is notably improved by the perturbation. It is clear that the gaps and quasi degeneracies of the BVS are well reproduced and the smoothed density of eigenvalues is almost identical. The qubit case is not as good, as the zero order is very degenerate and the corrections are too small. However it is obvious that the smoothed spectrum is greatly improved by the correction.

IV. ENTANGLEMENT OF EQBM BASIS

In multiqubit systems it is possible to quantify the multipartite entanglement of EQBM's eigenstates. Measures of entanglement are real-valued functions on quantum states which are invariant under local unitary operations. Meyer and Wallace defined a monotone *measure of entanglement* for pure states in N -qubit systems [23]. In the Brennen form [24], this measure is formulated as

$$Q(|\Phi\rangle) = \frac{1}{N} \sum_{l=1}^N 2(1 - \text{Tr}[\rho_l^2]) \quad (39)$$

where ρ_l is the one-qubit reduced density matrix of the l -th qubit after tracing out the rest; and $Q(|\phi\rangle) \in [0, 1]$.

Notice that for the qubit case the EQBM has some interesting properties:

- $Q(\mathfrak{B}|\phi\rangle) = Q(|\phi\rangle)$
- The measure of entanglement Q of EQBM's eigenstates can be written as

$$Q(|\Psi_{\overline{\nu}}^k\rangle) = 4 \frac{N_0 N_1}{T^2} \quad (40)$$

where N_0 and N_1 are the numbers of 0 and 1 in the $\overline{\nu}$ string; and $T_{\overline{\nu}}$ is its period ($T_{\overline{\nu}} = N_0 + N_1$). Note that $Q(|\Psi_{\overline{\nu}}^k\rangle)$ do not depend on the number of qubits nor on k .

It should be noticed that most of the EQBM states when N is large will have $N_0 \sim N_1$ and thus will have maximal Q .

- The well known GHZ and W entangled states can be obtained from basis states with simple local unitary transformations i.e. $|GHZ_N\rangle = \left(\hat{H} \otimes \hat{\sigma}_x \hat{H}\right)^{\otimes \frac{N}{2}} |\Psi_{01}^0\rangle$, $|W_N\rangle = \hat{H}^{\otimes N} |\Psi_{00\dots 01}^0\rangle$ with \hat{H} and $\hat{\sigma}_x$ the Hadamard and the Pauli matrix.

V. CONCLUSION

We have shown that many valid quantizations of the baker's map have as an essential core a simple matrix, \mathfrak{B} , which has a structure that captures many features of the complexity of

eigenfunctions of these maps. In spite of its simplicity, this matrix in general cannot be analytically diagonalized. The numerical eigenfunctions are excellent approximations to most baker map's eigenfunctions with an *average* participation ratio of about 15 at $D = 500$. Many individual eigenfunctions have participation ratios in this basis of order 1. The eigenvalues are also well approximated not individually but in their fluctuation properties. The smoothed density of states is almost identical for all quantized families. The case $D = 2^N$ is very special. Some of its properties have been analyzed before as a toy model [18] or as the extreme case of the Scott and Caves family [26]. Its spectrum is highly degenerate and its semiclassical limit is different from all the others. Both the eigenvalues and the eigenfunctions can be analytically obtained and the basis constructed on primitive binary cycles have participation ratios that smoothly interpolate those of more general values of D . An important ingredient in \mathfrak{B} is the shift \hat{S} . In fact we could well have shifted the F_2^\dagger gate in Fig. 9 to the diffraction kernel and obtained a splitting in terms of the shift times a modified “perturbation”. This procedure would yield as an “essential” baker just the shift \hat{S} and would leave all the peculiarities of the different families to a modified diffraction kernel. The shift basis, parity projected, was recently adopted in ref. [6]. It has the advantage, over the EQBM basis, that it can be analytically constructed for all values of D using the number theoretical properties of the shift. However, as we show in Fig. 12, it gives consistently much higher values of the participation ratio.

Acknowledgments

This work was financially supported by CONICET and the ANPCyT.

Appendix A: FACTORIZATION OF DFT WITH FLOQUET ANGLES

In the text we use repeatedly a circuit representation for the Fourier transform. We provide here the details of this representation. The discrete Fourier transform in a D -dimensional Hilbert space with Floquet angles is

$$\langle j | F_D^{\eta, \kappa} | k \rangle = \frac{1}{\sqrt{D}} \exp[-i \frac{2\pi}{D} (j + \eta)(k + \kappa)] \quad (\text{A1})$$

If $D = D_1 D_2$, we can relabel the states as $j = j_1 + D_1 j_2$ and $k = D_2 k_1 + k_2$; with $0 \leq j_1, k_1 \leq D_1 - 1$, and $0 \leq j_2, k_2 \leq D_2 - 1$. Notice that index j_2 is more significant than j_1 and viceversa for k_i . We then obtain

$$\langle j | F_{D_1 D_2}^{\eta, \kappa} | k \rangle = \langle j_1 | F_{D_1}^{\eta, \kappa} | k_1 \rangle \langle j_2 | F_{D_2}^{\eta, \kappa} | k_2 \rangle \Theta(j_1, k_2) \quad (\text{A2})$$

The swap between the two subspaces is needed because of the different significance assigned to the D_1, D_2 subspaces in the decomposition of j and k . As a matrix in the product space

where, besides the Fourier transforms in each subspace, there is an interaction term between j_1 and k_2 given by

$$\Theta(j_1, k_2) = e^{i 2\pi \eta \kappa} e^{-i 2\pi \left(\frac{j_1 + \eta}{D_1} - \eta \right) \left(\frac{k_2 + \kappa}{D_2} - \kappa \right)} \quad (\text{A3})$$

The circuit for this factorization is represented in Fig. 16.

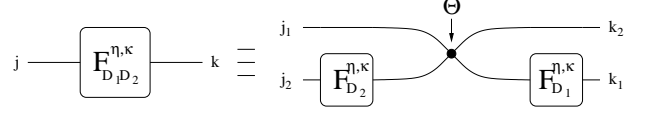


Figure 16: Circuit representation of the factorization of the quantum Fourier transform with Floquet angles in a Hilbert space with dimension $D = D_1 D_2$

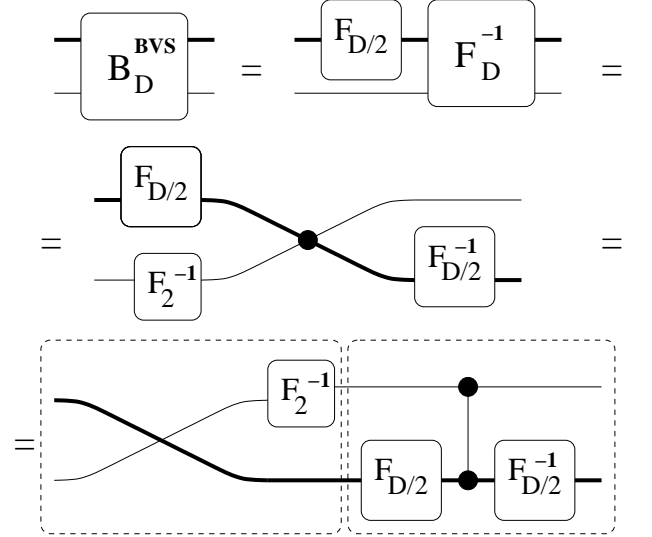


Figure 17: Splitting of the BVS map in the product of two kernels. The thick line represents a space of dimension $D/2$ while the thin line is a qubit. The Floquet angles are implicit and the dot represents the phase interaction in Eq.A3

this swap takes the permutation form

$$\hat{S}_{D_1 D_2} = \sum_{j=0}^{D-1} |D_1 j - \left\lfloor \frac{j}{D_2} \right\rfloor (D-1) \rangle \langle j| \quad (\text{A4})$$

where $[x]$ is the integer part. Notice that $\hat{S}_{D_2 D_1} = \hat{S}_{D_1 D_2}^{-1}$. For $D_1 = 2$, $\hat{S}_{2 D_2}$ is the shift operator utilized by Lakshminarayan [8].

Clearly the factorization is recursive so that it can be iterated until the different prime factors of D are reached. When $D = 2^N$ and $\eta, \kappa = 0$ the decomposition leads to the well known quantum circuit for the DFT [14] in terms of Hadamard gates and diagonal phases.

Using this decomposition we show how the baker's map in the position representation can be split into the two kernels Sec.IID. This is done pictorially in Fig. 9.

-
- [1] M. V. Berry, in *Chaotic Behaviour in Deterministic Systems* eds. G. Iooss, R. Helleman, R. Stora, North Holland, 1983, p.171.
 - [2] A. J. Schnirelman, Usp. Mat. Nauk. **29**, (1974), 181; Y. Colin de Verdiere, Comm. Math. Phys. **102** (1985)497.
 - [3] E. Heller, Phys. Rev. Lett., **53**, (1984) 1515; L. Kaplan, E. Heller, Ann. Phys.(N.Y.), **264**, (1998) 171.
 - [4] E. Vergini, Jour. Phys. A **33**, (2000) 4709; E. Vergini, G. Carlo, Jour. Phys. **A33**, (2000) 4717.
 - [5] P. Leboeuf, A. Voros, Jour. Phys. A **23** 1765(1990); S. Nonnenmacher, A. Voros, Jour. Stat. Phys. **92**, 431 (1998).
 - [6] A. Lakshminarayan and N. Meenakshisundaram, 2006, (arXiv: nlin.CD/0603002).
 - [7] A. Lakshminarayan, J. Phys. A: Math. Gen. **38**, L597 (2005)
 - [8] N. Meenakshisundaram and A. Lakshminarayan, Phys. Rev. E **71**, 065303 (2005).
 - [9] R. Shack and M.C. Caves 2000 *Applicable Algebra in Engineering, Communication and Computing*, 10 305.
 - [10] M. Saraceno and A. Voros, Physica D **79** (1994) 206.
 - [11] N.L. Balazs and A. Voros, Ann. Phys, **190** (1989) 1.
 - [12] A. Nielsen and I. Chuang, *Quantum Computation and Quantum Information*, Cambridge University Press (2000).
 - [13] M. Saraceno, Ann. Phys., **199** (1990) 37.
 - [14] D. Coppersmith, *An approximate Fourier transform useful in quantum factoring*, IBM Research Report no. RC 19642 (1994).
 - [15] A.J. Scott and C.M. Caves, J. Phys. A **36** 9553 (2003).
 - [16] T.A. Brun, H.A. Carteret, and A. Ambainis, Phys. Rev. A **67**, 052317 (2003).
 - [17] G. Tanner, J. Phys. A **33**(2000) 3567.
 - [18] S. Nonnenmacher and M. Zworski, 2005 (arXiv: math-ph/0505034).
 - [19] O. Penrose, *Foundations of Statistical Mechanics*, Pergamon Press, 1970.
 - [20] M.M. Tracy and A.J. Scott, J. Phys. A **35**, 8341 (2002)
 - [21] L. Ermann, J.P. Paz, M. Saraceno, Phys. Rev. A **73**, 1 (2006).
 - [22] N. Anantharaman and S. Nonnenmacher, 2005 (arXiv: math-ph/0512052).
 - [23] D.A. Meyer and N.R. Wallach, J. Math. Phys. **43**, 4273 (2002).
 - [24] G.K. Brennen, Quant. Inf. Comput. **3**, 616 (2003).
 - [25] F. Haake, *Quantum Signatures of Chaos*, (Springer, Berlin, 1991).
 - [26] M.M. Tracy and A.J. Scott, J. Phys. A **35**, 8341 (2002)