

Scale-Invariant Cellular Automata and Recursive Petri Nets

Martin Schaller*

Algorithmics, Parkring 10, 1010 Vienna, Austria

Karl Svozil†

*Institut für Theoretische Physik, University of Technology Vienna,
Wiedner Hauptstraße 8-10/136, A-1040 Vienna, Austria*

Abstract

Two novel computing models based on an infinite tessellation of space-time are introduced. They consist of recursively coupled primitive building blocks. The first model is a scale-invariant generalization of cellular automata, whereas the second one utilizes Petri net transitions. Both models are capable of hypercomputations and can, for instance, “solve” the halting problem for Turing machines. These two models are closely related, as they exhibit a step-by-step equivalence for finite computations. On the other hand, they differ greatly for infinite computations: the first one shows indeterministic behavior whereas the second one halts. Both models are capable of challenging our understanding of computability, causality, and space-time.

PACS numbers: 05.90.+m, 02.90.+p, 47.54.-r

Keywords: Cellular Automata, pattern formation

*Electronic address: martin.schaller@acm.org

†Electronic address: svozil@tuwien.ac.at; URL: <http://tph.tuwien.ac.at/~svozil>

I. INTRODUCTION

Every physically relevant computational model must be mapped into physical space-time and *vice versa* [1, 2, 3]. In this line of thought, Von Neumann’s self-reproducing Cellular Automata [4] have been envisioned by Zuse [5, 6, 7, 8] and other researchers [9, 10, 11] as “calculating space;” i.e., as a locally connected grid of finite automata [12] capable of universal algorithmic tasks, in which intrinsic [13] observers are embedded [14]. This model is conceptually discreet and noncontinuous and resolves the eleatic “arrow” antinomy [15, 16, 17, 18] against motion in discrete space by introducing the concept of information about the state of motion in between time steps.

Alas, there is no direct physical evidence supporting the assumption of a tessellation of configuration space or time. Given enough energy, and without the possible bound at the Planck length of about 10^{-35}m , physical configuration space seems to be potentially infinitely divisible.

Indeed, infinite divisibility of space-time has been utilized for proposals of a kind of “Zeno oracle” [19], a progressively accelerated Turing machine [20, 21, 22, 23, 24] capable of hypercomputation [25, 26, 27]. Such accelerated Turing machines have also been discussed in the relativistic context [28, 29, 30, 31, 32, 33, 34, 35].

The following models unify the conceptional clarity of von Neumann’s Cellular Automaton model with the requirement of infinite divisibility of cell space.

II. SCALE-INVARIANT CELLULAR AUTOMATA

Cellular automata are dynamical systems in which space and time are discreet. The states of cells in a regular lattice are updated synchronously according to a local deterministic interaction rule. The rule gives the new state of each cell as a function of the old states of some “nearby” states of its neighbor cells. Each cell obeys the same rule, and has a finite (usually small) number of states. For a more comprehensive introduction to cellular automata, we refer to Refs. [4, 11, 36, 37, 38].

A *scale-invariant cellular automaton* (SCA) operates like an ordinary *cellular automaton* (CA) on a cellular space, consisting of a regular arrangement of cells, whereby each cell can hold a value from a set of discrete states. Whereas the cellular space of a CA consists of a

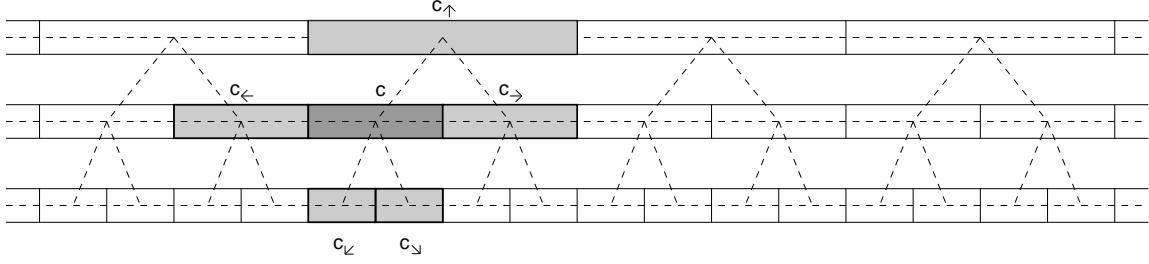


FIG. 1: Space and topological structure of an SCA.

regular one- or higher dimensional lattice, an SCA operates on a cellular space of recursively nested lattices which can be embedded in some Euclidean space as well.

The time behavior of an SCA differs from the time behavior of CA: Cells in the same lattice synchronously change their state [39], but as cells are getting smaller in deeper nested lattices, the time steps between state changes in the same lattice are assumed to *decrease* and approach zero in the limit. Thereby, a finite speed of signal propagation between adjacent cells is always maintained. The SCA model gains its computing capabilities by introducing a local rule that allows for interaction between adjacent lattices [40]. We will introduce the SCA model for the one-dimensional case, the extension to higher dimensions [41] is straightforward.

An SCA, like a CA, is defined by a cellular space, a topology that defines the neighborhood of a cell, a finite set of states a cell can be in, a time model that determines when a cell is updated, and a local rule that maps states of neighborhood cells to a state. We first define the cellular space of an SCA. To this end, we make use of the standard interval arithmetic. For a scalar $\lambda \in \mathbb{R}$ and a (half-open) interval $[x, y) \subset \mathbb{R}$ set: $\lambda + [x, y) = [\lambda + x, \lambda + y)$ and $\lambda[x, y) = [\lambda x, \lambda y)$. We denote the unit interval $[0, 1)$ by $\mathbb{1}$. Let L_k be the lattice that partitions the real numbers in half-open intervals of length 2^k , where k is an integer: $L_k = \{2^k(i + \mathbb{1}) | i \in \mathbb{Z}\}$. The cellular space \mathcal{C} , the set of all cells of the SCA, is the union of all lattices L_k : $\mathcal{C} = \bigcup_{k \in \mathbb{Z}} L_k = \{2^k(i + \mathbb{1}) | i, k \in \mathbb{Z}\}$.

Next, we define the neighborhood of a cell by a set of operators $op : \mathcal{C} \rightarrow \mathcal{C}$. For a cell $c = 2^k(i + \mathbb{1})$ in \mathcal{C} let $c_← = 2^k(i - 1 + \mathbb{1})$ be the left neighbor, $c_→ = 2^k(i + 1 + \mathbb{1})$ the right neighbor, $c_↑ = 2^{k+1}(\lfloor \frac{i}{2} \rfloor + \mathbb{1})$ the parent, $c_↙ = 2^{k-1}(2i + \mathbb{1})$ the left child, and $c_↘ = 2^{k-1}(2i + 1 + \mathbb{1})$ the right child of c . This topology is depicted in Fig. 1. The predicate $left(c)$ is true if and only if the cell c is the left child of its parent. Analogously, $right(c)$ is

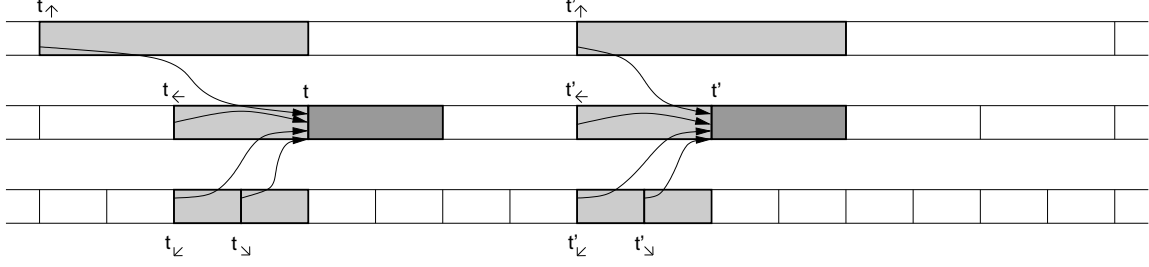


FIG. 2: Temporal dependencies of an SCA.

true if and only if the cell c is the right child of its parent. Obviously, for all cells c either $left(c)$ or $right(c)$ is true.

All cells in lattice L_k are updated synchronously at time instances $2^k i$ where i is an integer. The time interval between two cell updates in lattice L_k is again a half-open interval $2^k(i + \mathbb{1})$ and the cycle time, that is the time between two updates of the cell, is therefore 2^k . A simple consequence of this time model is that child cells cycle twice as fast and the parent cell cycle half as fast as the cell itself. The time space \mathcal{T} is the set of all possible time intervals, which is in the one-dimensional case equal to the set \mathcal{C} : $\mathcal{T} = \{2^k(i + \mathbb{1}) | i, k \in \mathbb{Z}\}$.

Analogously to the neighborhood operators of the cellular space we define temporal operators which express the temporal dependencies of a cell update. The usage of time intervals instead of time instances, has the advantage that a time interval uniquely identifies the lattice where the update occurs. Each time operator is a mapping $op : \mathcal{T} \rightarrow \mathcal{T}$. For a time interval $t = 2^k(i + \mathbb{1})$ let $t_← = 2^k(i - 1 + \mathbb{1})$, $t_↑ = 2^{k+1}(\lfloor \frac{i-1}{2} \rfloor + \mathbb{1})$, $t_↙ = 2^{k-1}(2i - 2 + \mathbb{1})$, and $t_↘ = 2^{k-1}(2i - 1 + \mathbb{1})$. These time operators express the temporal dependencies of a cell update. The predicate $sync(t)$ is true if and only if i is even. If $sync(t)$ is true, the state change of a cell in L_k at the beginning of t occurs synchronous with the state change of its parent cell, otherwise asynchronous, which is expressed by the predicate $async(t) = \neg sync(t)$. Fig. 2 depicts the temporal dependencies of a cell: to the left it shows a synchronous state change, to the right an asynchronous one. We remark that we denoted space and time operators by the same symbols, even if their mapping is different. In applying these operators, we take in the remainder of this paper care, that the context of the operator is always clearly defined.

At any time, each cell is in one state from a finite state set Z . The cell state in a given time interval is described by the state function $s(c, t)$, which maps cells and time intervals to the state set. The space-time \mathcal{S} of the SCA describes the combinations of allowed combinations

of cells and time intervals: $\mathcal{S} = \{(c, t) | c \in \mathcal{C}, t \in \mathcal{T} \text{ and } |c| = |t|\}$. Then, the state function s can be expressed as a mapping $s : \mathcal{S} \rightarrow Z$. The local rule describes the evolution of the state function. It consists of four functions, whereby for a given cell and time interval only one function is applicable, depending whether the cell is the left or the right child of its parent cell and whether the state change is synchronous or asynchronous to the state change of its parent cell. For a cell c and a time interval t , where (c, t) is in \mathcal{S} , the evolution of the state is given by the local rule of the SCA

$$s(c, t) = \begin{cases} f_{LA}(s(c_{\uparrow}, t_{\uparrow}), s(c_{\leftarrow}, t_{\leftarrow}), s(c, t_{\leftarrow}), s(c_{\rightarrow}, t_{\leftarrow}), s(c_{\swarrow}, t_{\swarrow}), s(c_{\searrow}, t_{\swarrow}), s(c_{\swarrow}, t_{\searrow}), s(c_{\searrow}, t_{\searrow})) \\ \quad \text{if } \textit{left}(c) \text{ and } \textit{async}(t); \\ f_{LS}(s(c_{\uparrow}, t_{\uparrow}), s(c_{\leftarrow}, t_{\leftarrow}), s(c, t_{\leftarrow}), s(c_{\rightarrow}, t_{\leftarrow}), s(c_{\swarrow}, t_{\swarrow}), s(c_{\searrow}, t_{\swarrow}), s(c_{\swarrow}, t_{\searrow}), s(c_{\searrow}, t_{\searrow})) \\ \quad \text{if } \textit{left}(c) \text{ and } \textit{sync}(t); \\ f_{RA}(s(c_{\uparrow}, t_{\uparrow}), s(c_{\leftarrow}, t_{\leftarrow}), s(c, t_{\leftarrow}), s(c_{\rightarrow}, t_{\leftarrow}), s(c_{\swarrow}, t_{\swarrow}), s(c_{\searrow}, t_{\swarrow}), s(c_{\swarrow}, t_{\searrow}), s(c_{\searrow}, t_{\searrow})) \\ \quad \text{if } \textit{right}(c) \text{ and } \textit{async}(t); \\ f_{RS}(s(c_{\uparrow}, t_{\uparrow}), s(c_{\leftarrow}, t_{\leftarrow}), s(c, t_{\leftarrow}), s(c_{\rightarrow}, t_{\leftarrow}), s(c_{\swarrow}, t_{\swarrow}), s(c_{\searrow}, t_{\swarrow}), s(c_{\swarrow}, t_{\searrow}), s(c_{\searrow}, t_{\searrow})) \\ \quad \text{if } \textit{right}(c) \text{ and } \textit{sync}(t). \end{cases} \quad (1)$$

Formally, an SCA A is denoted by the tuple $A = (Z, f_{LA}, f_{LS}, f_{RA}, f_{RS})$. We remark that the application of the local rule in its general form might lead to indeterministic behaviour. We will give an analysis of this phenomenon and a resolution later on. A special case of the local rule is a rule of the form $f(s(c_{\leftarrow}, t_{\leftarrow}), s(c, t_{\leftarrow}), s(c_{\rightarrow}, t_{\leftarrow}))$, which is the constituting rule of a one-dimensional 3-neighborhood CA. In this case, the SCA splits up in a sequence of infinitely many nonconnected CAs. This shows that the SCA model is truly an extension of the CA model and allows us to view an SCA as an infinite sequence of interconnected CAs.

We now examine the signal speed that is required to communicate state changes between neighbor cells. To this end, we select the middle point of a cell as the source and the target of a signal that propagates the state change of a cell to one of its neighbor cells. A simple consideration shows that the most restricting cases are the paths from the space time points $(c_{\leftarrow}, t_{\leftarrow})$, $(c_{\uparrow}, t_{\uparrow})$, $(c_{\swarrow}, t_{\swarrow})$ to (c, t) for $\textit{async}(t)$. The simple calculation delivers the results 1, 1, and $\frac{1}{2}$, respectively, hence a signal speed of 1 is sufficient to deliver the updates in the given timeframe. A more general examination takes also the processing time of a cell into account. If a cell in L_k takes time $2^k p$ and we assume a finite signal speed of v , the cycle

time of a cell in L_k must be at least $2^k(p + v)$. In sum, as long as the processing time is proportional to the diameter of a cell, we can always find a scaling factor $t \rightarrow \lambda t$, such that the SCA has cycle times that conform to the time space \mathcal{T} .

The construction of a hypercomputer in section III makes use of a simplified version of an SCA, which we call a Recursive Cellular Automaton (RCA). The cellular space of a RCA is the set $\mathcal{C} = \{2^k \mathbb{1} | k \in \mathbb{Z}\}$. The time space \mathcal{T} of a RCA is the same as for an SCA: $\mathcal{T} = \{2^k(i + \mathbb{1}) | i, k \in \mathbb{Z}\}$. The neighborhood operators c_{\uparrow} and c_{\swarrow} can still be applied as well as all time operators. The state set Z is again a finite set. The space-time of a RCA is the set $\mathcal{S} = \{(c, t) | c \in \mathcal{C}, t \in \mathcal{T} \text{ and } |c| = |t|\}$. The RCA has the following local rule: for all $(c, t) \in \mathcal{S}$

$$s(c, t) = \begin{cases} f_A(s(c_{\uparrow}, t_{\uparrow}), s(c, t_{\leftarrow}), s(c_{\swarrow}, t_{\swarrow}), s(c_{\searrow}, t_{\searrow})) & \text{if } \textit{async}(t); \\ f_S(s(c_{\uparrow}, t_{\uparrow}), s(c, t_{\leftarrow}), s(c_{\swarrow}, t_{\swarrow}), s(c_{\searrow}, t_{\searrow})) & \text{if } \textit{sync}(t). \end{cases} \quad (2)$$

Formally, a RCA A is denoted by a tuple $A = (Z, f_A, f_S)$. By restricting the local rule of an SCA, a RCA can also be constructed from an SCA. Consider an SCA, whose local rule does not depend on the cell neighbors c_{\leftarrow} , c_{\rightarrow} , and c_{\searrow} . Then, the resulting SCA contains the RCA as subautomaton.

For convenience we introduce the following notation for RCAs. We index a cell $[0, 2^k)$ by the integer $-k$, that is a cell with index k has a cyle time of 2^{-k} . We call the cell $k - 1$ the upper neighbor and the cell $k + 1$ the lower neighbor of cell k . Time instances can be conveniently expressed as a binary number. If not other said, we use the cycle time of cell 0 as time unit.

We noted before that the evolution of an SCA might lead to indeterministic behavior. This holds also for RCAs, which we will use to analyze this phenomenon. Consider an initial configuration of a RCA at time 0. That is, the state of a cell k is defined for the half-open time interval $[0, 2^{-k})$. We want to calculate the state of cell 0 at time 1. To apply the local rule on cell 0 we have to know the state of cell 1 at time 0.1_2 . The state of cell 1 at time 0.1_2 depends on the state of cell 2 at time 0.01_2 . In general the state of cell i at time 2^{-i} depends on the state of cell $i + 1$ at time $2^{-(i+1)}$. This is an infinite regress that leads us to the conclusion that in the general case the state of cell 0 at time 1 does not depend on the initial configuration and therefore the state of a cell k at time 2^{-k} is indeterministic. A similar paradox arises, if the state change of cell i at time t depends on the state of cell $i + 1$

at time t_{\swarrow} , but does not depend on the state at time t_{\searrow} . The first evolution of cell 0 will be deterministic, but the next time step would again lead to an indeterministic value of cell 0. We will come back to this problem and view it from a different perspective in section IV. For now, we offer the following two solutions to this problem, both based on a quiescent state q .

1. (*Short-circuit evaluation*) Let q in Z be the quiescent state with the following semantics. Whenever a cell is in state q , the cell does not evaluate its lower neighbor. The cell remains as long in the quiescent state as long as the upper neighbor is in the quiescent state, too, that is $f_A(q, q, ?, ?) = f_S(q, q, ?, ?) = q$, where the question mark $?$ represents an arbitrary state. This modus of operandi corresponds to the short-circuit evaluation of logical expressions in programming languages like C or Java. If the RCA starts now with an initial configuration of the form $z_0 z_1 \dots z_n q q q \dots$, starting at cell 0, the infinite regress is interrupted, since cell $n + 2$ evaluates to q without being dependent on cell $n + 3$.
2. (*Dynamically growing RCA*) The second alternative consists of a RCA that starts initially with the finite set of cells $0, \dots, n$ and the following boundary condition. Whenever cell 0 or the cell with the highest index k is evaluated, the state of the missing neighbor cell is assumed to be q . The RCA dynamically appends cells to the lower end when needed: whenever the cell with the highest index k enters a state that is different from the quiescent state, a new cell $k + 1$ is appended, initialized with state q , and connected to the cell k . To be more specific: If k is the highest index, and cell k evaluates at time $2^{-k}i$ to state $z \neq q$, a new cell $k + 1$ in state q is appended. The cell performs its first transition at time $2^{-k}(i + \frac{1}{2})$, assuming state q for its missing lower neighbor cell. We note that the same technique could also be applied to append upper cells to the RCA, although in the remainder of this paper, we deal only with RCAs that are growing to the bottom.

Both enhancements ensure a deterministic evaluation either for a configuration where only a finite number of cells is in a nonquiescent state or for a finite number of cells.

III. CONSTRUCTING A HYPERCOMPUTER

In this section, we construct an accelerated Turing machine from a RCA. The RCA will simultaneously simulate the Turing machine and shift the tape content down to faster cycling cells.

We use the following model of a Turing machine (TM) [12]. Formally, a Turing machine is a tuple $M = (Q, \Sigma, \Gamma, \delta, q_0, B, F)$, where Q is the finite set of states, Γ is the finite set of tape symbols, $\Sigma \subset \Gamma$ is the set of input symbols, $q_0 \in Q$ is the start state, $B \in \Gamma \setminus \Sigma$ is the blank, and $F \subset Q$ is the set of final states. The next move function or transition function δ is a mapping from $Q \times \Gamma$ to $Q \times \Gamma \times \{L, R\}$, which may be undefined for some arguments. The TM M works on a tape divided into cells that has a leftmost cell but is infinite to the right. Let $\delta(q, a) = (p, b, D)$. One step (or move) of M in state q and the head of M positioned over input symbol a consists of the following actions: scanning input symbol a , replacing symbol a by b , entering state p and moving the head one cell either to the left ($D = L$) or to the right ($D = R$). In the beginning M starts in state q_0 with a tape that is initialized with an input word $w \in \Sigma^*$, starting at the leftmost cell, all other cells blank, and the head of M positioned over the first symbol of w . We need sometimes the function δ split up into three separate functions: $\delta(q, a) = (\delta_Q(q, a), \delta_\Gamma(q, a), \delta_D(q, a))$.

The configuration of a TM M is denoted by an instantaneous description (ID) of the form $\alpha_1 q \alpha_2$, where $q \in Q$ and $\alpha_1, \alpha_2 \in \Gamma^*$. Here q is the current state of M , α_1 is the tape content to the left, and α_2 the tape content to the right of the head including the symbol that is scanned next. Leading and trailing blanks will be omitted, except the head has moved to the left or to the right of the non-blank content.

Let $\alpha_1 q \alpha_2$ and $\alpha'_1 p \alpha'_2$ be two IDs of M . The relation $\alpha_1 q \alpha_2 \vdash_M \alpha'_1 p \alpha'_2$ states that M with ID $\alpha_1 q \alpha_2$ changes in one step to ID $\alpha'_1 p \alpha'_2$. The relation \vdash_M^* denotes the reflexive and transitive closure of \vdash_M .

Let $M = (Q, \Sigma, \Gamma, \delta, q_0, B, F)$ be an arbitrary Turing machine. We construct a RCA $A_M = (Z, f_S, f_A)$ that simulates M as follows. First, we do not need the dependency t_{\swarrow} , therefore we simplify the local rule to

$$s(c, t) = \begin{cases} f_a(s(c_{\uparrow}, t_{\uparrow}), s(c, t_{\leftarrow}), s(c_{\swarrow}, t_{\searrow})) & \text{if } \text{async}(t); \\ f_s(s(c_{\uparrow}, t_{\uparrow}), s(c, t_{\leftarrow}), s(c_{\swarrow}, t_{\searrow})) & \text{if } \text{sync}(t). \end{cases} \quad (3)$$

The state set Z is given by

$$Z = \Gamma \cup (\Gamma \times \{\rightarrow\}) \cup (Q \times \Gamma) \cup (Q \times \Gamma \times \{\rightarrow\}) \cup \{\square, \blacktriangleleft, \triangleleft, \overrightarrow{\triangleleft}, \triangleright, \triangleright_B, \triangleright\blacktriangleleft\}.$$

We write \overrightarrow{a} for an element (a, \rightarrow) in $\Gamma \times \{\rightarrow\}$ and $\overrightarrow{\langle q, a \rangle}$ for an element $\langle q, a, \rightarrow \rangle$ in $Q \times \Gamma \times \{\rightarrow\}$. To simulate M on the input $w = a_1 \dots a_n$ in Σ^* , $n \geq 1$, A_M is initialized with the sequence $\overrightarrow{\triangleleft} \langle q_0, a_1 \rangle a_2 a_3 \dots a_n \triangleright$ starting at cell 0, all other cells shall be in the quiescent state \square . If $w = a_1$, A_M is initialized with the sequence $\overrightarrow{\triangleleft} \langle q_0, a_1 \rangle B \triangleright$, and if $w = \epsilon$, the empty word, A_M is initialized with the sequence $\overrightarrow{\triangleleft} \langle q_0, B \rangle B \triangleright$. We denote the initial configuration by C_0 , or by $C_0(w)$ if we want to emphasize the dependency on the input word w . The computation is started at time 0, i.e. the first state change of cell k occurs at time 2^{-k} .

The elements $\langle q, a \rangle$ and $\overrightarrow{\langle q, a \rangle}$ act as head of the Turing Machine including the input symbol of the Turing Machine that is scanned next. To accelerate the TM, we have to shift down the tape content to faster cycling cells of the RCA, thereby taking care that the symbols that represent the non-blank content of the TM tape are kept together. We achieve this by sending a pulse from the left delimiter \triangleleft to the right delimiter \triangleright and back. Each zigzag of the pulse moves the tape content one cell downwards and triggers at least one move of the TM. Furthermore a blank is inserted to the right of the simulated head if necessary. The pulse that goes down is represented by exactly one element of the form $\overrightarrow{\triangleleft}, \overrightarrow{a}, \overrightarrow{\langle q, a \rangle}, \triangleright_B$, or $\triangleright\blacktriangleleft$, the upgoing pulse is represented by the element \blacktriangleleft .

The specification of the values for the functions f_A and f_S for all possible triples of cell states is tedious, therefore we use the following approach. A synchronous transition of two neighbor cells can perform a simultaneous state change of the two cells. If the state change of these two neighbor cells is independent of their other neighbors, we can specify the state change as a transformation of a state pair into another one. Let z_1, z_2, z'_1, z'_2 be elements in Z . The block transformation $z_1 z_2 \mapsto z'_1 z'_2$ defines a function mapping of the form $f_A(x, z_1, z_2) = f_S(x, z_1, z_2) = z'_1$ and $f_S(z_1, z_2, y) = z'_2$ for all x, y in Z . Furthermore, we will also allow block transformations that might be ambiguous for certain configurations. Consider the block transformations $z_1 z_2 \mapsto z'_1 z'_2$ and $z_2 z_3 \mapsto z''_2 z'_3$ that might lead to an ambiguity for a configuration that contains $z_1 z_2 z_3$. Instead of resolving these ambiguities in a formal way, we will restrict our consideration to configurations that are unambiguous.

The evolution of the RCA A_M is governed by the following block transformations:

1. *Pulse moves downwards.* Set

$$\overrightarrow{\triangleleft} \langle q, a \rangle \mapsto \triangleleft \overrightarrow{\langle q, a \rangle}; \quad (4)$$

$$\overrightarrow{a} b \mapsto a \overrightarrow{b}; \quad (5)$$

$$\overrightarrow{\triangleleft} a \mapsto \triangleleft \overrightarrow{a}. \quad (6)$$

If $\delta(q, a) = (p, c, R)$ set

$$\overrightarrow{b} \langle q, a \rangle \mapsto b \overrightarrow{\langle q, a \rangle}; \quad (7)$$

$$\overrightarrow{\langle q, a \rangle} b \mapsto c \overrightarrow{\langle p, b \rangle}; \quad (8)$$

$$\overrightarrow{\langle q, a \rangle} \triangleright \mapsto \langle q, a \rangle \triangleright_B. \quad (9)$$

If $\delta(q, a) = (p, c, L)$ set

$$\overrightarrow{b} \langle q, a \rangle \mapsto \langle p, b \rangle \overrightarrow{c}; \quad (10)$$

$$\overrightarrow{\langle q, a \rangle} b \mapsto \langle q, a \rangle \overrightarrow{b}; \quad (11)$$

$$\overrightarrow{\langle q, a \rangle} \triangleright \mapsto \langle q, a \rangle \triangleright_{\blacktriangleleft}. \quad (12)$$

Set

$$\overrightarrow{a} \triangleright \mapsto a \triangleright_{\blacktriangleleft}; \quad (13)$$

$$\triangleright_B \square \mapsto B \triangleright_{\blacktriangleleft}; \quad (14)$$

$$\triangleright_{\blacktriangleleft} \square \mapsto \blacktriangleleft \triangleright. \quad (15)$$

2. *Pulse moves upwards.* Set

$$a \blacktriangleleft \mapsto \blacktriangleleft a; \quad (16)$$

$$\langle q, a \rangle \blacktriangleleft \mapsto \blacktriangleleft \langle q, a \rangle; \quad (17)$$

$$\triangleleft \blacktriangleleft \mapsto \square \overrightarrow{\triangleleft}. \quad (18)$$

If to a certain cell no block transformation is applicable the cell shall remain in its previous state. Furthermore, we assume a short-circuit evaluation with regard to the quiescent state: $f_A(\square, \square, ?) = f_S(\square, \square, ?) = \square$, whereby the lower neighbor cell is not evaluated.

We illustrate the working of A_M by a simple example. Let L be the formal language consisting of strings with n 0's, followed by n 1's: $L = \{0^n 1^n | n \geq 1\}$. A TM that accepts this language is given by $M = (\{q_0, q_1, q_2, q_3, q_4\}, \{0, 1\}, \{0, 1, X, Y, B\}, \delta, q_0, B, \{q_4\})$ [12]

State	Symbol				
	0	1	X	Y	B
q_0	(q_1, X, R)	—	—	(q_3, Y, R)	—
q_1	$(q_1, 0, R)$	(q_2, Y, L)	—	(q_1, Y, R)	—
q_2	$(q_2, 0, L)$	—	(q_0, X, R)	(q_2, Y, L)	—
q_3	—	—	—	(q_3, Y, R)	(q_4, B, R)
q_4	—	—	—	—	—

FIG. 3: The function δ .

with the transition function depicted in Fig. 3. The computation of M on input 01 is given below:

$$q_0 01 \vdash X q_1 1 \vdash q_2 XY \vdash X q_0 Y \vdash XY q_3 \vdash XY B q_4.$$

Fig. 4 depicts the computation of A_M on the TM input 01. The first column of the table specifies the time in binary base. A_M performs 4 complete pulse zigzags and enters a final configuration in the 5th one after the TM simulation has reached the final state q_4 . Fig. 5 depicts the space-time diagram of the computation. It shows the position of the left and right delimiter (gray) and the position of the pulse (black).

We split the proof that A_M is a hypercomputer into several steps. We first show that the block transformations are well-defined and the pulse is preserved during evolution. Afterwards we will prove that A_M simulates M correctly and we will show that A_M represents an accelerating TM.

A configuration of the RCA A_M is called finite if only a finite number of cells is different from the quiescent state \square . Let C be a finite configuration and C' the next configuration in the evolution of A_M that is different to C . C' is again finite. We denote this relationship by $C \vdash_{A_M} C'$. The relation $\vdash_{A_M}^*$ is again the reflexive and transitive closure of \vdash_{A_M} . A RCA as an SCA can by definition not halt and runs forever without stopping. The closest analogue to the TM halting occurs, when the configuration stays constant during evolution. Such a configuration that does not change anymore is called final.

Let $D = \{\overleftarrow{\triangleleft}, \triangleright_B, \triangleright_{\blacktriangleleft}, \overrightarrow{a}, \overrightarrow{\langle q, a \rangle}\}$ be the set of elements that represent the downgoing pulse, $U = \{\blacktriangleleft\}$ be the singleton that contains the upgoing pulse, $P = D \cup U$, and $R = Z \setminus P$ the remaining elements. The following lemma states the block transformations are unambiguous for the set of configurations we consider and that the pulse is preserved during evolution.

Lemma 1. *If the finite configuration C contains exactly one element of P then the applica-*

	0	1	2	3	4	5	6	7	8	9
0.00000000 ₂	$\overrightarrow{\triangleleft}$	$\langle q_0, 0 \rangle$	1	\triangleright	\square	\square	\square	\square	\square	\square
1.00000000 ₂	\triangleleft	$\langle q_0, 0 \rangle$	1	\triangleright	\square	\square	\square	\square	\square	\square
1.10000000 ₂	\triangleleft	X	$\overrightarrow{\triangleleft}$	\triangleright	\square	\square	\square	\square	\square	\square
1.11000000 ₂	\triangleleft	X	$\langle q_1, 1 \rangle$	$\triangleright \blacktriangleleft$	\square	\square	\square	\square	\square	\square
1.11100000 ₂	\triangleleft	X	$\langle q_1, 1 \rangle$	\blacktriangleleft	\triangleright	\square	\square	\square	\square	\square
10.00000000 ₂	\triangleleft	X	\blacktriangleleft	$\langle q_1, 1 \rangle$	\triangleright	\square	\square	\square	\square	\square
10.10000000 ₂	\triangleleft	\blacktriangleleft	X	$\langle q_1, 1 \rangle$	\triangleright	\square	\square	\square	\square	\square
11.00000000 ₂	\square	$\overrightarrow{\triangleleft}$	X	$\langle q_1, 1 \rangle$	\triangleright	\square	\square	\square	\square	\square
11.10000000 ₂	\square	\triangleleft	\overrightarrow{X}	$\langle q_1, 1 \rangle$	\triangleright	\square	\square	\square	\square	\square
11.11000000 ₂	\square	\triangleleft	$\langle q_2, X \rangle$	\overrightarrow{Y}	\triangleright	\square	\square	\square	\square	\square
11.11100000 ₂	\square	\triangleleft	$\langle q_2, X \rangle$	Y	$\triangleright \blacktriangleleft$	\square	\square	\square	\square	\square
11.11110000 ₂	\square	\triangleleft	$\langle q_2, X \rangle$	Y	\blacktriangleleft	\triangleright	\square	\square	\square	\square
100.00000000 ₂	\square	\triangleleft	$\langle q_2, X \rangle$	\blacktriangleleft	Y	\triangleright	\square	\square	\square	\square
100.01000000 ₂	\square	\triangleleft	\blacktriangleleft	$\langle q_2, X \rangle$	Y	\triangleright	\square	\square	\square	\square
100.10000000 ₂	\square	\square	$\overrightarrow{\triangleleft}$	$\langle q_2, X \rangle$	Y	\triangleright	\square	\square	\square	\square
100.11000000 ₂	\square	\square	\triangleleft	$\overrightarrow{\langle q_2, X \rangle}$	Y	\triangleright	\square	\square	\square	\square
100.11100000 ₂	\square	\square	\triangleleft	X	$\overrightarrow{\langle q_0, Y \rangle}$	\triangleright	\square	\square	\square	\square
100.11110000 ₂	\square	\square	\triangleleft	X	$\langle q_0, Y \rangle$	\triangleright_B	\square	\square	\square	\square
100.11111000 ₂	\square	\square	\triangleleft	X	$\langle q_0, Y \rangle$	B	$\triangleright \blacktriangleleft$	\square	\square	\square
100.11111100 ₂	\square	\square	\triangleleft	X	$\langle q_0, Y \rangle$	B	\blacktriangleleft	\triangleright	\square	\square
101.00000000 ₂	\square	\square	\triangleleft	X	$\langle q_0, Y \rangle$	\blacktriangleleft	B	\triangleright	\square	\square
101.00010000 ₂	\square	\square	\triangleleft	X	\blacktriangleleft	$\langle q_0, Y \rangle$	B	\triangleright	\square	\square
101.00100000 ₂	\square	\square	\triangleleft	\blacktriangleleft	X	$\langle q_0, Y \rangle$	B	\triangleright	\square	\square
101.01000000 ₂	\square	\square	\square	$\overrightarrow{\triangleleft}$	X	$\langle q_0, Y \rangle$	B	\triangleright	\square	\square
101.01100000 ₂	\square	\square	\square	\triangleleft	\overrightarrow{X}	$\langle q_0, Y \rangle$	B	\triangleright	\square	\square
101.01110000 ₂	\square	\square	\square	\triangleleft	X	$\overrightarrow{\langle q_0, Y \rangle}$	B	\triangleright	\square	\square
101.01111000 ₂	\square	\square	\square	\triangleleft	X	Y	$\overrightarrow{\langle q_3, B \rangle}$	\triangleright	\square	\square
101.01111100 ₂	\square	\square	\square	\triangleleft	X	Y	$\langle q_3, B \rangle$	\triangleright_B	\square	\square
101.01111110 ₂	\square	\square	\square	\triangleleft	X	Y	$\langle q_3, B \rangle$	B	$\triangleright \blacktriangleleft$	\square
101.01111111 ₂	\square	\square	\square	\triangleleft	X	Y	$\langle q_3, B \rangle$	B	\blacktriangleleft	\triangleright
101.10000000 ₂	\square	\square	\square	\triangleleft	X	Y	$\langle q_3, B \rangle$	\blacktriangleleft	B	\triangleright
101.10000100 ₂	\square	\square	\square	\triangleleft	X	Y	\blacktriangleleft	$\langle q_3, B \rangle$	B	\triangleright
101.10001000 ₂	\square	\square	\square	\triangleleft	X	\blacktriangleleft	Y	$\langle q_3, B \rangle$	B	\triangleright
101.10010000 ₂	\square	\square	\square	\triangleleft	\blacktriangleleft	X	Y	$\langle q_3, B \rangle$	B	\triangleright
101.10100000 ₂	\square	\square	\square	\square	$\overrightarrow{\triangleleft}$	X	Y	$\langle q_3, B \rangle$	B	\triangleright
101.10110000 ₂	\square	\square	\square	\square	\triangleleft	\overrightarrow{X}	Y	$\langle q_3, B \rangle$	B	\triangleright
101.10111000 ₂	\square	\square	\square	\square	\triangleleft	X	\overrightarrow{Y}	$\langle q_3, B \rangle$	B	\triangleright
101.10111100 ₂	\square	\square	\square	\square	\triangleleft	X	Y	$\overrightarrow{\langle q_3, B \rangle}$	B	\triangleright
101.10111110 ₂	\square	\square	\square	\square	\triangleleft	X	Y	B	$\overrightarrow{\langle q_4, B \rangle}$	\triangleright

FIG. 4: A computation of A_M on input 01.

tion of the block transformations 4 – 18 is unambiguous and at most one block transformation is applicable. If a configuration C' with $C \vdash_{A_M} C'$ exists, then C' contains exactly one element of P as well.

Proof. Note that the domains of all block transformations are pairwise disjoint. This ensures

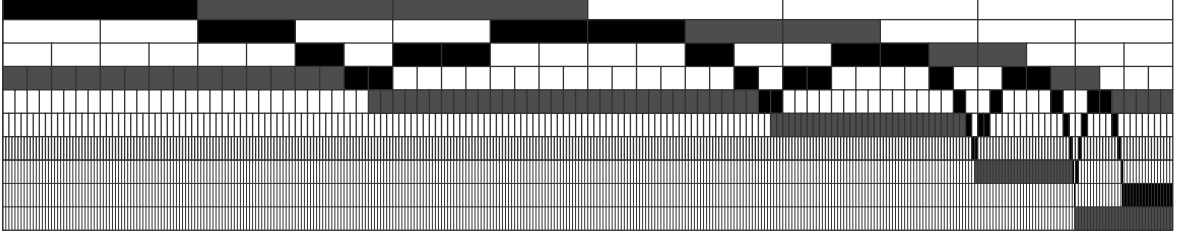


FIG. 5: Space-time diagram of the computation of A_M on input 01.

that for all pairs $z_1 z_2$ in $Z \times Z$ at most one block transformation is applicable. Block transformations 4 – 14 are all subsets or elements of $(D \times R) \times (R \times D)$, block transformation 15 is element of $(D \times R) \times (U \times R)$, block transformations 16 and 17 are subsets of $(R \times U) \times (U \times R)$, and finally block transformation 18 is element of $(R \times U) \times (R \times D)$. Since the domain is either a subset of $D \times R$ or $R \times U$ the block transformations are unambiguous if C contains at most one element of P . A configuration C' with $C \vdash_{A_M} C'$ must be the result of the application of exactly one block transformation. Since each block transformation preserves the pulse, C' contains one pulse if and only if C contains one. \square

We introduce a mapping id with the intention that finite configurations that are reached from the initial configuration of A_M are mapped to IDs of M . Let C be a finite configuration. Then idC is the string in $(\Gamma \cup Q)^*$ that is formed of C as following:

1. All elements in $\{\square, \blacktriangleleft, \triangleleft, \overrightarrow{\triangleleft}, \triangleright, \triangleright_B, \triangleright\blacktriangleleft\}$ are omitted.
2. All elements of the form \overrightarrow{a} are replaced by a and all elements of the form $\langle q, a \rangle$ or $\overrightarrow{\langle q, a \rangle}$ are replaced by the two symbols q and a .
3. All other elements of the form a are added as they are.
4. Leading or trailing blanks of the resulting string are omitted.

The following lemma states that A_M correctly simulates M .

Lemma 2. *Let i_1, i_2 be IDs of M . If $i_1 \vdash_M^* i_2$, then there exist two finite configurations C_1, C_2 of A_M such that $id(C_1) = i_1$, $id(C_2) = i_2$, and $C_1 \vdash_{A_M}^* C_2$. Especially if the initial condition C_0 of A_M satisfies $id(C_0) = i_1$, then there exists a finite configuration C_2 of A_M , such that $id(C_2) = i_2$ and $C_0 \vdash_{A_M}^* C_2$.*

Proof. If i_1 has the form $a_1 \dots a_n q$ we consider without loss of generality $a_1 \dots a_n q B$. Therefore let $i_1 = a_1 \dots a_{i-1} q a_i \dots a_n$. If $i < n$ or $i = n$ and $\delta_D(q, a_n) = L$ we choose $C_1 = \overrightarrow{\triangleleft} a_1 \dots a_{i-1} \langle q, a_i \rangle a_{i+1} \dots a_n \triangleright$. If $i = n$ and $\delta_D(q, a_n) = R$ we insert an additional blank: $C_1 = \overrightarrow{\triangleleft} a_1 \dots a_{n-1} \langle q, a_n \rangle B \triangleright$. In any case $id(C_1) = i_1$ holds. We show the correctness of the simulation by calculating a complete zigzag of the pulse for the start configuration: $\overrightarrow{\triangleleft} a_1 \dots a_{i-1} \langle q, a_i \rangle a_{i+1} \dots a_n \triangleright$. The number of the block transformation that is applied, is written above the derivation symbol. We split the zigzag up into three phases.

1. Pulse moves down from the left delimiter to the left neighbor cell of the simulated head.

For $i > 1$ we obtain

$$\begin{aligned} \overrightarrow{\triangleleft} a_1 \dots a_{i-1} \langle q, a_i \rangle a_{i+1} \dots a_n \triangleright &\stackrel{(6)}{\vdash}_{A_M} \triangleleft \overrightarrow{a_1} \dots a_{i-1} \langle q, a_i \rangle a_{i+1} \dots a_n \triangleright \stackrel{(5)}{\vdash}_{A_M} \\ &\triangleleft a_1 \overrightarrow{a_2} \dots a_{i-1} \langle q, a_i \rangle a_{i+1} \dots a_n \triangleright \stackrel{(5)}{\vdash}_{A_M} \dots \stackrel{(5)}{\vdash}_{A_M} \triangleleft a_1 \dots \overrightarrow{a_{i-1}} \langle q, a_i \rangle a_{i+1} \dots a_n \triangleright . \end{aligned} \quad (19)$$

If $i = 1$ the pulse piggybacked by the left delimiter $\overrightarrow{\triangleleft}$ is already in the left neighbor cell of the head and this phase is omitted.

2. Downgoing pulse passes the head.

If in the beginning of the zigzag the head was to the right of the left delimiter then

$$\overrightarrow{\triangleleft} \langle q, a_1 \rangle a_2 \dots a_n \triangleright \stackrel{(4)}{\vdash}_{A_M} \triangleleft \overrightarrow{\langle q, a_1 \rangle} a_2 \dots a_n \triangleright \quad (20)$$

If $\delta_D(q, a_1) = L$ no further block transformation is applicable and the configuration is final. The case $\delta_D(q, a_1) = R$ will be handled later on. We now continue the derivation 19. If $\delta(q, a_i) = (p, b, L)$ then

$$\triangleleft a_1 \dots \overrightarrow{a_{i-1}} \langle q, a_i \rangle a_{i+1} \dots a_n \triangleright \stackrel{(10)}{\vdash}_{A_M} \triangleleft a_1 \dots \langle p, a_{i-1} \rangle \overrightarrow{b} a_{i+1} \dots a_n \triangleright . \quad (21)$$

If $\delta(q, a_i) = (p, b, R)$ then

$$\triangleleft a_1 \dots \overrightarrow{a_{i-1}} \langle q, a_i \rangle a_{i+1} \dots a_n \triangleright \stackrel{(7)}{\vdash}_{A_M} \triangleleft a_1 \dots a_{i-1} \overrightarrow{\langle q, a_i \rangle} a_{i+1} \dots a_n \triangleright . \quad (22)$$

We distinguish two cases: $i < n$ and $i = n$. If $i < n$ then

$$\triangleleft a_1 \dots a_{i-1} \overrightarrow{\langle q, a_i \rangle} a_{i+1} \dots a_n \triangleright \stackrel{(8)}{\vdash}_{A_M} \triangleleft a_1 \dots a_{i-1} b \overrightarrow{\langle p, a_{i+1} \rangle} a_{i+2} \dots a_n \triangleright . \quad (23)$$

If the next steps of M are moving the head again to the right, block transformation 8 will repeatedly applied, till the head changes its direction or till the head is left of the right delimiter \triangleright . If the TM M changes its direction before the right delimiter is reached, we obtain

$$\langle a_1 \dots a_{i-1} b_1 \dots b_j \overrightarrow{\langle r, a_k \rangle} a_{k+1} \dots a_n \rangle \stackrel{(11)}{\vdash}_{A_M} \langle a_1 \dots a_{i-1} b_1 \dots b_j \langle r, a_k \rangle \overrightarrow{a_{k+1}} \dots a_n \rangle \quad (24)$$

or if the direction change happens just before the right delimiter then

$$\langle a_1 \dots a_{i-1} b_1 \dots b_j \overrightarrow{\langle r, a_n \rangle} \triangleright \rangle \stackrel{(12)}{\vdash}_{A_M} \langle a_1 \dots a_{i-1} b_1 \dots b_j \langle r, a_n \rangle \triangleright \blacktriangleleft \rangle. \quad (25)$$

If $i = n$ or if the right-moving head hits the right delimiter the derivation has the following form

$$\langle a_1 \dots a_{n-1} \overrightarrow{\langle q, a_n \rangle} \triangleright \rangle \stackrel{(9)}{\vdash}_{A_M} \langle a_1 \dots a_{n-1} \langle q, a_n \rangle \triangleright_B \rangle \stackrel{(14)}{\vdash}_{A_M} \langle a_1 \dots a_{n-1} \langle q, a_n \rangle B \triangleright \blacktriangleleft \rangle, \quad (26)$$

which inserts a blank to the right of the simulated head.

3. Downgoing pulse is reflected and moves up.

We proceed from configurations of the form $\langle c_1 \dots c_{i-1} \langle p, c_i \rangle \overrightarrow{c_{i+1}} \dots c_n \rangle$. Then

$$\begin{aligned} & \langle c_1 \dots c_{i-1} \langle p, c_i \rangle \overrightarrow{c_{i+1}} \dots c_n \rangle \stackrel{(5)}{\vdash}_{A_M} \dots \stackrel{(5)}{\vdash}_{A_M} \langle c_1 \dots c_{i-1} \langle p, c_i \rangle c_{i+1} \dots \overrightarrow{c_n} \rangle \stackrel{(13)}{\vdash}_{A_M} \\ & \langle c_1 \dots c_{i-1} \langle p, c_i \rangle c_{i+1} \dots c_n \rangle \stackrel{(15)}{\vdash}_{A_M} \blacktriangleleft \langle c_1 \dots c_{i-1} \langle p, c_i \rangle c_{i+1} \dots c_n \blacktriangleleft \triangleright \rangle \stackrel{(16)}{\vdash}_{A_M} \dots \stackrel{(16)}{\vdash}_{A_M} \\ & \langle c_1 \dots c_{i-1} \langle p, c_i \rangle \blacktriangleleft c_{i+1} \dots c_n \triangleright \rangle \stackrel{(17)}{\vdash}_{A_M} \langle c_1 \dots c_{i-1} \blacktriangleleft \langle p, c_i \rangle c_{i+1} \dots c_n \triangleright \rangle \stackrel{(16)}{\vdash}_{A_M} \dots \stackrel{(16)}{\vdash}_{A_M} \\ & \langle \blacktriangleleft c_1 \dots c_{i-1} \langle p, c_i \rangle c_{i+1} \dots c_n \triangleright \rangle \stackrel{(18)}{\vdash}_{A_M} \overrightarrow{\langle c_1 \dots c_{i-1} \langle p, c_i \rangle c_{i+1} \dots c_n \rangle}, \end{aligned} \quad (27)$$

which finishes the zigzag. Note that the continuation of derivations 25 and 26 is handled by the later part of derivation 27. We also remark that the zigzag has shifted the whole configuration one cell downwards.

All block transformations except transformations 8 and 10 keep the id -value of the configuration unchanged. Block transformations 8 and 10 correctly simulate one step in the calculation of the TM M : if $C \stackrel{(8) \text{ or } (10)}{\vdash}_{A_M} C'$, $id(C) = i$, and $id(C') = i'$ then $i \vdash_M i'$. Let C'_1 be the resulting configuration of the zigzag. We conclude that $id(C_1) \vdash_M^* id(C'_1)$ holds. We have chosen C_1 in such a way that at least one step of M is performed, if M does not

halt, either by block transformation 8 or 10. If M does not halt the configuration after the zigzag is again of the form $\vec{\triangleright} a_1 \dots a_{i-1} \langle q, a_i \rangle a_{i+1} \dots a_n \triangleright$. The case $i = n$ and $\delta_D(q, a_n) = R$ is excluded by derivation 26, which inserts a blank to the right of the head, if $\delta_D(q, a_n) = R$. This means that C'_1 has the same form as C_1 and that any subsequent zigzag will perform at least one step of M as well if M does not halt. In summary, we conclude that A_M reaches after a finite number of zigzags a configuration C_2 such that $id(C_2) = i_2$. On the other hand, if M halts, A_M enters a final configuration since derivations 21 or 23 are not applicable anymore and the pulse cannot cross the simulated head. Since we have chosen C_0 to be of the same form as C_1 in the beginning of the proof, the addendum of the lemma regarding the initial configuration is true. \square

Next, the time behavior of the RCA A_M will be investigated.

Lemma 3. *Let $C = \vec{\triangleright} a_1 \dots a_{i-1} \langle q, a_i \rangle a_{i+1} \dots a_n \triangleright$ be a finite configuration of A_M that starts in cell k . If M does not halt, the zigzag of the pulse takes 3 cycles of cell k and A_M is afterwards in a finite configuration $C' = \vec{\triangleright} b_1 \dots b_{j-1} \langle p, b_j \rangle b_{j+1} \dots b_m \triangleright$ that starts in cell $k + 1$.*

Proof. Without loss of generality, we assume that the finite configuration starts in cell 0. We follow the zigzag of the pulse, thereby tracking all times, compare with Fig. 4 and Fig. 5. The pulse reaches at time 1 cell 1, and at time $\sum_{i=0}^1 2^{-i}$ cell 2. In general, the downgoing pulse reaches cell r in time $\sum_{i=0}^{r-1} 2^{-i}$. At time $\sum_{i=0}^{n+1} 2^{-i}$ the cell $n + 2$ changes to $\triangleright_{\blacktriangleleft}$ which marks the reversal of direction of the pulse. The next configuration change ($\triangleright_{\blacktriangleleft} \square \mapsto \blacktriangleleft \triangleright$) occurs at $\sum_{i=0}^{n+1} 2^{-i} + 2^{-(n+1)} = 2$. The pulse \blacktriangleleft reaches cell $n + 1$ in time $2 + 2^{-(n+1)}$ and in general cell r in time $2 + 2^{-r}$. The final configuration change of the zigzag ($\blacktriangleleft \mapsto \square \vec{\triangleright}$) that marks also the beginning of a new pulse zigzag occurs synchronously in cell 0 and cell 1 at time 3. We remark that the overall time of the pulse zigzag remains unchanged if the simulated head inserts a blank between the two delimiters. \square

Theorem 1. *If M halts on w and A_M is initialized with $C_0(w)$ then A_M enters a final configuration in a time less than 6 cycles of cell 0, containing the result of the calculation between the left and right delimiter. If M does not halt, A_M enters after 6 cycles of cell 0 the final configuration that consists of an infinite string of the quiescent element: \square^∞ .*

Proof. A_M needs 3 cycles of cell 0 to perform the first zigzag of the pulse. After the 3 cycles the configuration is shifted one cell downwards, starting now in cell 1. The next zigzag takes

3 cycles of cell 1 which are $3/2$ cycles of cell 0, and so on. Each zigzag performs at least one step of the TM M , if M does not halt. We conclude that if M halts, A enters a final configuration in a time less than $\sum_{i=0}^{\infty} 3/2^i = 6$ cycles of cell 0. If M does not halt, the zigzag disappears in infinity after 6 cycles of cell 0 leaving a trail of \square 's behind. \square

If M is a universal TM, we immediately obtain the following result, which proves that A_M is a hypercomputer for certain TMs M .

Corollary 1. *Let M_U be a universal TM. Then A_{M_U} solves the halting problem for TMs.*

Proof. Initialize A_{M_U} with an encoded TM M and an input word w . Then A_M enters a final configuration with the result of M on w in less than 6 cycles of cell 0 if and only if M halts. \square

In the current form of TM simulation the operator has to scan a potentially unlimited number of cells to determine whether the M has halted or not, which limits its practical value. If M has halted, we would like to propagate at least this fact back to the upper cells. The following obvious strategy fails in a subtle way. Add a rule to A_M that whenever $\langle q, a \rangle$ has no next move, replaces it by the new symbol H . Add the rules $f_S(?, ?, H) = f_A(?, ?, H) = H$ to A_M that propagate H upwards to cell 0. The propagation upwards is only possible if we change also the block transformation 18 to $\triangleleft \leftrightarrow \diamond \overrightarrow{\triangleleft}$, thereby introducing a new symbol \diamond that is not subject of the short-circuit evaluation. The last point, even if necessary, causes the strategy to fail, since if A_M does not halt, A_M is after 6 cycles in the configuration \diamond^∞ that leads to indeterministic behavior of A_M . This is in so far problematic, since we can not be sure whether a state H in cell 0 is really the outcome of a halting TM or the result of indeterministic behavior. Instead of enhancing the RCA model, we will introduce in the next section a computing model that is computational equivalent for finite computations, but avoids indeterminism for infinite computations.

IV. RECURSIVE PETRI NETS

Time plays a crucial rôle in the operation of an SCA or RCA. Failing to update the states at the required times will break the correct operation of the automaton. This is a demanding requirement, since time intervals become arbitrarily small and state changes have to occur

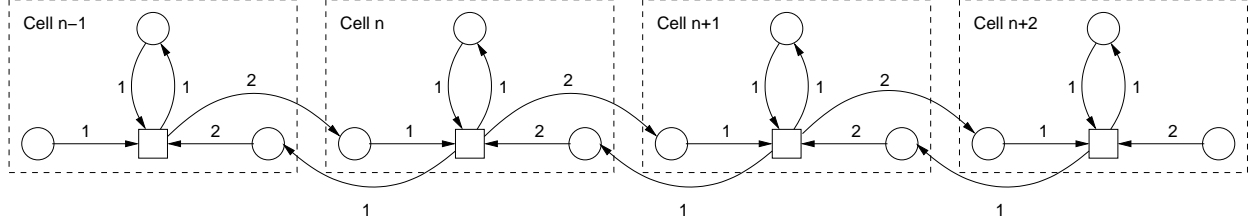


FIG. 6: The underlying graph of a RPN.

globally in a certain time window, otherwise neighbor cells will get from synchronization which leads to a malfunction of the whole automaton. In this section, an alternative model based on Petri nets but similar to SCAs will be introduced. The alternative model neither requires a global clock nor a simultaneous state change of neighbor cells. It has the further property that it is not subject to indeterminism.

In what follows, we give a brief introduction to Petri nets to define the terminology. For a more comprehensive treatment we refer to the literature; e.g., to Ref. [42]. A Petri net is a directed, weighted, bipartite graph consisting of two kinds of nodes, called places and transitions. In graphical representation, places are drawn as circles and transitions as boxes. The weight $w(p, t)$ is the weight of the arc from place p to transition t , $w(t, p)$ is the weight of the arc from transition t to place p . A marking assigns to place p a nonnegative integer k , we say that p is marked with k tokens. If a place p is connected with a transition t by an arc that goes from p to t , p is an input place of t , if the arc goes from t to p , p is an output place. A Petri net is changed according to the following transition (firing) rule:

1. A transition t fires if each input place p of t is marked with at least $w(p, t)$ tokens.
2. A firing of an enabled transition t removes $w(p, t)$ tokens from each input place p of t , and adds $w(t, p)$ tokens to each output place p of t .

Formally, a Petri net N is a tuple $N = (P, T, F, W, M_0)$ where P is the set of places, T is the set of transitions, $F \subseteq (P \times T) \cup (T \times P)$ is the set of arcs, $W : F \rightarrow \mathbb{N}$ is the weight function, and $M_0 : P \rightarrow \mathbb{N}$ is the initial marking. There are many extensions to Petri nets, one of them are the class of colored Petri nets: In a standard Petri net, tokens are indistinguishable, whereas in a colored Petri net, every token has a value.

A Recursive Petri Net (RPN) is a colored Petri net with some extensions. The RPN has the underlying graph partitioned into cells that is depicted in Fig. 6. We denote the

transition of cell n by $t(n)$, the place to the left of the transition by $p_u(n)$, the place right of the transition by $p_d(n)$ and the place above the transition by $p_c(n)$. Let Z be a finite set, the state set, $q \in Z$ be the quiescent state, and f_A, f_S be (partial) functions $Z^4 \rightarrow Z$. The set $V = Z \cup (\{1, 2\} \times Z)$ is the value set of the tokens. Tokens are added to a place and consumed from the place according to a first-in first-out order. Initially, the RPN starts with a finite number of cells $0, 1, \dots, n$, and is allowed to grow to the right. The notation $p \leftarrow z$ defines the following action: create a token with value z and add it to place p . The firing rule for a transition in cell n of a RPN extends the firing rule of a standard Petri net in the following way:

1. If the transition $t(n)$ is enabled, the transition removes token Tk_u from place $p_u(n)$, token Tk_c from $p_c(n)$ and tokens Tk_{d1}, Tk_{d2} from $p_d(n)$. The value of token Tk_u shall be of the form (i, z_u) in $V = \{1, 2\} \times Z$, the other token values z_c, z_{d1} and z_{d2} shall be in Z . If the tokens do not conform, the behavior of the transition is undefined.
2. If $i = 1$ then let $f = f_A$ else if $i = 2$ then let $f = f_S$. The transition calculates $z = f(z_u, z_c, z_{d1}, z_{d2})$.
3. (*Left boundary cell*) If $n = 0$ then $p_u(0) \leftarrow (3 - i, q)$, $p_c(0) \leftarrow z$, $p_u(1) \leftarrow (1, z)$, $p_u(1) \leftarrow (2, z)$.
4. (*Inner cell*) If $n > 0$ and n is not the highest index, then: $p_d(n - 1) \leftarrow z$, $p_c(n) \leftarrow z$, $p_u(n + 1) \leftarrow (1, z)$, $p_u(n + 1) \leftarrow (2, z)$.
5. (*Right boundary cell*) If n is the highest index then:
 - (a) (*Quiescent state*) If $z = q$ then $p_d(n - 1) \leftarrow q$, $p_c(n) \leftarrow q$, $p_d(n) \leftarrow q$, $p_d(n) \leftarrow q$
 - (b) (*New cell allocation*) If $z \neq q$ then a new cell $n + 1$ is created and connected to cell n . Furthermore: $p_d(n - 1) \leftarrow z$, $p_c(n) \leftarrow z$, $p_d(n) \leftarrow q$, $p_u(n + 1) \leftarrow (1, z)$, $p_u(n + 1) \leftarrow (2, z)$, $p_c(n + 1) \leftarrow q$, $p_d(n + 1) \leftarrow q$, $p_d(n + 1) \leftarrow q$.

Formally, we denote the RPN by a tuple $N = (Z, f_A, f_S)$. Let $a_0 a_1 \dots a_m$ be an input word in Z^{m+1} and let N be a RPN with n cells, whereby $n > m + 1$. The initial markup of the Petri net is as follows:

- $p_u(0) \leftarrow (1, q)$, $(p_u(i) \leftarrow (1, a_{i-1}), p_u(i) \leftarrow (2, a_{i-1}))$ for $0 < i \leq m + 1$, $(p_u(i) \leftarrow (1, q), p_u(i) \leftarrow (2, q))$ for $i > m + 1$

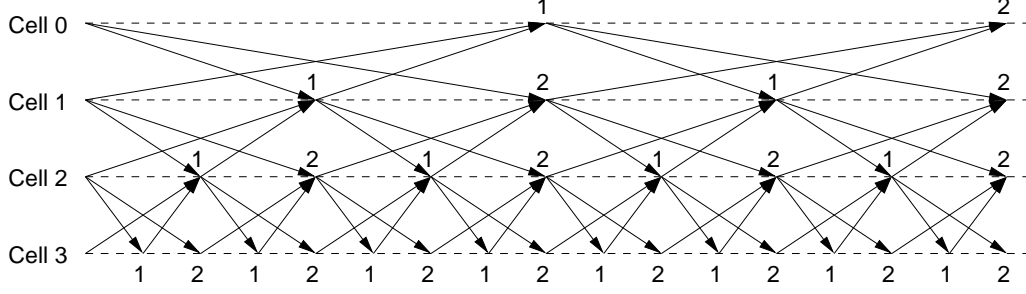


FIG. 7: Token flow in a RPN.

- $p_c(i) \leftarrow a_i$ for $i \leq m$, $p_c(i) \leftarrow q$ for $i > m$,
- $p_d(i) \leftarrow a_{i+1}$ for $i < m$, $p_d(i) \leftarrow q$ for $i \geq m$, and $p_d(n) \leftarrow q$.

Note that the place $p_d(n)$ is initialized with two tokens. We identify the state of a cell with the value of its p_c -token. If p_c is empty, because the transition is in the process of firing, the state shall be the value of the last consumed token of p_c .

Fig. 7 depicts the token flow of a RPN net consisting of 4 cells under the assumption that the RPN does not grow. Tokens that are created and consumed by the same cell are not shown. The numbers indicate whether the firing is asynchronous (1) or synchronous (2). The only transition that is enabled in the begin is $t(3)$, since $p_d(3)$ was initialized with 2 tokens. The firing of $t(3)$ bootstrap the RPN by adding a second token to $p_d(2)$, thereby enabling $t(2)$, and so on, till all transitions have fired, and the token flow enters periodic behavior.

We now compare RPNs with RCAs. We call a computation finite, if it involves either only a finite number of state updates of a RCA, or a finite number of transition firings of a RPN, respectively.

Lemma 4. *For a finite computation, a dynamically growing RCA $A = (Z, f_A, f_S)$ and a RPN $N = (Z, f_A, f_S)$ are computationally equivalent on a step-by-step basis if they start with the same number of cells and the same initial configuration.*

Proof. Let N be a RPN that has initially n cells. For the purpose of the proof consider an enhanced RPN N' that is able to timestamp its token. A token Tk of N' does not hold only a value, but also a time interval. We refer to the time interval of Tk by $Tk.t$ and to the value of Tk by $Tk.v$. We remark that the timestamps serve only to compare the computations of

a RCA and a RPN and do not imply any time behaviour of the RPN. The firing rule of N' works as for N , but has an additional pre- and postprocessing step:

- (*Preprocessing*) Let Tk_c , Tk_u , Tk_{d1} , and Tk_{d2} be the consumed token, where the alphabetical subscript denotes the input place and the numerical subscript the order in which the tokens were consumed. Calculate $t = (Tk_c.t)_{\rightarrow}$, where \rightarrow is the inverse time operator of \leftarrow . If $Tk_{d1}.t \neq t_{\swarrow}$ or $Tk_{d2}.t \neq t_{\searrow}$ or $Tk_u.t \neq t_{\uparrow}$ the firing fails and the transition becomes permanently disabled.
- (*Postprocessing*) For each created token Tk , set $Tk.t = t$.

The initial marking must set the t -field, otherwise the first transitions will fail. For the initial tokens in cell k , set $Tk_u.t = 2^{-k+1}\mathbb{1}$ for both tokens in place p_u , $Tk_c.t = 2^{-k}\mathbb{1}$, and $Tk_d.t = 2^{-k-1}\mathbb{1}$. Set $Tk_d.t = 2^{-n-1}(1 + \mathbb{1})$ for the second token in $p_d(n)$. The firings of cell k add tokens with timestamps $2^{-k}\mathbb{1}, 2^{-k}(2 + \mathbb{1}), 2^{-k}(3 + \mathbb{1}) \dots$ to the output place $p_c(k)$. If transition $t(k)$ does not fail, the state function for the arguments $c = 2^{-k}\mathbb{1}$ and $t = 2^{-k}(i + \mathbb{1})$ is well-defined: $s'(c, t) = z$ if cell k has produced or was initialized in place p_d with a token Tk with $Tk.t = t$ and $Tk.v = z$. Let $s(c, t)$ be the state function of the SCA A . Due to the initialization, the two state functions are defined for the first n cells and first time intervals $2^{-k}\mathbb{1}$. Assume that the values of s and s' differ for some argument or that their domains are different. Consider the first time interval t_1 where the difference occurs: $s(c, t_1) \neq s'(c, t_1)$, or exactly one of $s(c, t_1)$ or $s'(c, t_1)$ is undefined. If there is more than one time interval choose an arbitrary one of these. Since t_1 was the first time interval where the state functions differ, we know that $s(c_{\uparrow}, t_{1\uparrow}) = s'(c_{\uparrow}, t_{1\uparrow})$, $s(c, t_{1\leftarrow}) = s'(c, t_{1\leftarrow})$, $s(c_{\swarrow}, t_{1\swarrow}) = s'(c_{\swarrow}, t_{1\swarrow})$, and $s(c_{\searrow}, t_{1\searrow}) = s'(c_{\searrow}, t_{1\searrow})$. We handle the case that the values of the state functions are different or that s' is undefined for (c, t_1) whereas s is. The other case (s' defined, but not s) can be handled analogously. If $c = 2^{-k}\mathbb{1}$, we conclude that tokens with timestamps $t_{1\uparrow}, t_{1\leftarrow}, t_{1\swarrow}, t_{1\searrow}$ were sent to cell k , and no other tokens were sent afterwards to cell k , since the timestamps are created in chronological order. Hence, the precondition of the firing rule is satisfied and we conclude that $s(c, t_1) = s'(c, t_1)$, which contradicts our assumption. The allocation of new cells introduces some technicalities, but the overall strategy of going back in time and concluding that the conditions for a state change or cell allocation were the same in both models works here also. We complete the proof, by the simple observation that N and N' perform the same computation. \square

The proof can be simplified using the following more abstract argumentation. A comparison of Fig. 7 with Fig. 2 shows that each computation step has in both models the same causal dependencies. Since both computers use the same rule to calculate the value of a cell, respectively the value of a token, we conclude that the causal nets [43] of both computations are the same for a finite computation, and therefore both computers yield the same output, in case the computation is finite.

Till now, the RPN model is purely computational. We use the following mapping to space-time. The length of cell k is 2^{-k} and the cells are arranged as the cells of a RCA. Under the assumption of a constant token speed, a firing time that is proportional to the cell length, and an appropriate unit of time we yield again cycle times of 2^{-k} .

We now come back to the simulation of TMs and construct a hypercomputing RPN, analogous to the hypercomputing RCA in section III. Let $M = (Q, \Sigma, \Gamma, \delta, q_0, B, F)$ be an arbitrary TM. Let Z be the state set that we used in the simulation of a TM by a RCA, and let f_A, f_S the functions that are defined by the block transformations 4 - 18, without the short-circuit evaluation. By Lemma 4 we know that the RPN $N_M = (Z, f_A, f_S)$ simulates M correctly for a finite number of TM steps. Hence, if M halts on input w , N_M enters a final configuration in less than 6 cycles of cell 0. We examine now the case that M does not halt. A pivotal difference between a RCA and a RPN is the ability of the latter one to halt on a computation. This happens if all transitions of the RPN are disabled.

Lemma 5. *Let $M = (Q, \Sigma, \Gamma, \delta, q_0, B, F)$ be an arbitrary TM and w an input word in Σ^* . If M does not halt on w , the RPN N_M halts on $C_0(w)$ after 6 cycles of cell 0.*

Proof. As long as the number of cells is finite, the boundary condition 5a of the firing rule adds by each firing two tokens to the p_d -place of the rightmost cell that successively enable all other transitions as well. This holds no longer for the infinite case. Let M be a TM, and w an input word, such that M does not halt on w . We consider again the travel of the pulse zigzags down to infinity for the RPN N_M with initial configuration $C_0(w)$, thereby tracking the marking of the p_d -places for times after the zigzag has passed by. The first states of cell 0 are $\overrightarrow{\triangleleft}$, \triangleleft , \triangleleft , and \square , including the initial one. The state \square is the result of the firing at time 3, exhausting thereby the tokens in place $p_d(0)$. At time 3 the left delimiter ($\overrightarrow{\triangleleft}$) of the pulse zigzag is now in cell 1. Cell 1 runs from time 3 on through the same state sequence $\overrightarrow{\triangleleft}$, \triangleleft , \triangleleft , and \square , thereby adding in summary 4 tokens to $p_d(0)$. After creating the token

with value \square , $p_d(1)$ is empty as well. We conclude that after the zigzag has passed by a cell, the lower cell sends in summary 4 tokens to the upper cell, till the zigzag has left the lower cell as well. For each cell k these four tokens in $p_d(k)$ enable two firings of cell k thereby adding two tokens to $p_d(k-1)$. These two tokens of $p_d(k-1)$ enable again one firing of cell $k-1$ thereby adding one token to $p_d(k-2)$. We conclude that each cell fires 3 times after the zigzag has passed by and that the final marking of each p_d is one. Hence, no p_d has the necessary two tokens that enable the transition, therefore all transitions are disabled and N_M halts at time 6. \square

Since N_M halts for nonhalting TMs, there are no longer any obstacles that prevent the construction of the proposed propagation of the halting state back to upper cells. We replace block transformation 4 with the following two and add one new.

If $\delta(q, a) = (p, c, R)$ set

$$\overrightarrow{\triangleleft} \langle q, a \rangle \mapsto \triangleleft \overrightarrow{\langle q, a \rangle}. \quad (28)$$

If $\delta(q, a) = (p, c, L)$ or $\delta(q, a)$ is not defined set

$$\overrightarrow{\triangleleft} \langle q, a \rangle \mapsto \triangleleft H. \quad (29)$$

If $\delta(q, a)$ is not defined set

$$\overrightarrow{b} \langle q, a \rangle \mapsto b H. \quad (30)$$

The following definition propagates the state H up to cell 0:

$$f_A(?, ?, H) = f_S(?, ?, H) = H. \quad (31)$$

We denote the resulting RPN by \overline{N}_M . The following theorem makes use of the apparently paradoxical fact, that \overline{N}_M halts if and only if the simulated TM does not halt.

Theorem 2. *Let M_U be a universal TM. Then \overline{N}_{M_U} solves the halting problem for TMs.*

Proof. Consider a TM M and an input word w . Initialize \overline{N}_{M_U} with $C_0(\langle M, w \rangle)$ where $\langle M, w \rangle$ is the encoding of M and w . If M does not halt on w , \overline{N}_{M_U} halts at time 6 by Lemma 5. If M halts on w , then one cell of \overline{N}_{M_U} enters the state H by block transformation 29 or 30 according to Theorem 1 and Lemma 4 and taking the changes in f_A and f_S into account. The mapping 31 propagates H up to cell 0. An easy calculation shows that cell 0 is in state H , in time 7 or less. \square

We have proven that \overline{N}_{M_U} is indeed a hypercomputer without the deficiencies of the SCA-based hypercomputer. We end this section with two remarks. The RPN N_M sends a flag back to the upper cells, if the simulated TM halts. Strictly speaking, this is not necessary, if the operator is able to recognize whether the RPN has halted or not. On the other hand, a similar construction is essential, if the operator is interested in the final tape content of the simulated TM. Transferring the whole tape content of the simulated TM upwards, could be achieved by implementing a second pulse that performs an upwards-moving zigzag. The construction is even simpler as the described one, since the tape content of the TM becomes static, as soon as the TM halts. The halting problem of TMs is not the only problem that can be solved by RCAs or SCAs, but is unsolvable for TMs. A discussion of other problems unsolvable by TMs and of techniques to solve them within infinite computing machines, can be found in Davies [20].

V. SUMMARY

We have presented two new computing models that implement the potential infinite divisibility of physical configuration space. These models are purely information theoretic and do not take into account kinetic and other effects. With these provisos, it is possible, at least in principle, to use the potential infinite divisibility of space-time to perform hypercomputation, thereby extending the algorithmic domain to hitherto unsolvable decision problems.

Both models are composed of elementary computation primitives. The two models are closely related but are very different ontologically. A cellular automaton depends on an *extrinsic* time requiring an *external* clock and a rigid synchronization of its computing cells, whereas a Petri net implements a causal relationship leading to an *intrinsic* concept of time.

SCAs as well as RPNs are built the same way from their primitive building blocks. Each unit is recursively coupled with a sized-down copy of itself, potentially leading to an infinite sequence of ever decreasing units. Their close resemblance leads to a step-by-step equivalence of finite computations, yet their ontological difference yields different behavior for the infinite case: an SCA exhibits indeterministic behavior, whereas a RPN halts. Two supertasks which operate identically in the finite case but differ in their limit is a puzzling observation which might question our hitherto understanding of supertasks. This may be

considered an analogy to a theorem [44] in recursive analysis about the existence of recursive monotone bounded sequences of rational numbers whose limit is not a computable number.

One striking feature of both models is their scale-invariance. The computational behavior of these models is therefore the first example for what might be called scale-invariant computing, which might be characterized by the property that any computational space-time pattern can be arbitrarily squeezed to finer and finer regions of space and time.

Although the basic definitions have been given, and elementary properties of these new models have been explored, a great number of questions remain open for future research. The construction of a hypercomputer was a first demonstration of the extraordinary computational capabilities of these models. Further investigations are necessary to determine their limits, and to relate them with the emerging field of hypercomputation [25, 26, 27, 45, 46]. Another line of research would be the investigation of their phenomenological properties, analogous to the statistical mechanics of cellular automata [11, 47].

-
- [1] R. Landauer, “Computation, Measurement, Communication and Energy Dissipation,” in *Selected Topics in Signal Processing*, S. Haykin, ed. (Prentice Hall, Englewood Cliffs, NJ, 1989), p. 18.
 - [2] H. S. Leff and A. F. Rex, *Maxwell’s Demon* (Princeton University Press, Princeton, 1990).
 - [3] C. H. Bennett, “Logical Reversibility of Computation,” *IBM Journal of Research and Development* **17**, 525–532 (1973), reprinted in [2, pp. 197-204].
 - [4] J. von Neumann, *Theory of Self-Reproducing Automata* (University of Illinois Press, Urbana, 1966), a. W. Burks, editor.
 - [5] K. Zuse, “Rechnender Raum,” *Elektronische Datenverarbeitung* pp. 336–344 (1967).
<http://www.idsia.ch/~juergen/digitalphysics.html>
 - [6] K. Zuse, *Rechnender Raum* (Friedrich Vieweg & Sohn, Braunschweig, 1969), English translation [8].
 - [7] K. Zuse, “Discrete Mathematics and Rechnender Raum,” (1994).
<http://www.zib.de/PaperWeb/abstracts/TR-94-10/>
 - [8] K. Zuse, *Calculating Space. MIT Technical Translation AZT-70-164-GEMIT* (MIT (Proj. MAC), Cambridge, MA, 1970).

- [9] E. Fredkin, “An informational process based on reversible universal cellular automata,” *Physica* **D45**, 254–270 (1990).
[http://dx.doi.org/10.1016/0167-2789\(90\)90186-S](http://dx.doi.org/10.1016/0167-2789(90)90186-S)
- [10] T. Toffoli and N. Margolus, “Invertible cellular automata: A review,” *Physica D* **45**, 229–253 (1990).
[http://dx.doi.org/10.1016/0167-2789\(90\)90185-R](http://dx.doi.org/10.1016/0167-2789(90)90185-R)
- [11] S. Wolfram, *A New Kind of Science* (Wolfram Media, Inc., Champaign, IL, 2002).
- [12] J. E. Hopcroft and J. D. Ullman, *Introduction to Automata Theory, Languages, and Computation* (Addison-Wesley, Reading, MA, 1979).
- [13] K. Svozil, “Extrinsic-intrinsic concept and complementarity,” in *Inside versus Outside*, H. Atmanspacher and G. J. Dalenoort, eds. (Springer-Verlag, Heidelberg, 1994), pp. 273–288.
- [14] T. Toffoli, “The role of the observer in uniform systems,” in *Applied General Systems Research, Recent Developments and Trends*, G. J. Klir, ed. (Plenum Press, New York, London, 1978), pp. 395–400.
- [15] H. D. P. Lee, *Zeno of Elea* (Cambridge University Press, Cambridge, 1936), reprinted by Adolf M. Hakkert, Amsterdam, 1967.
- [16] G. S. Kirk and J. E. Raven, *The Presocratic Philosophers* (Cambridge University Press, Cambridge, 1957).
- [17] A. Grünbaum, *Modern Science and Zeno’s paradoxes* (Allen and Unwin, London, 1968), second edition edn.
- [18] K. Svozil, “The Church-Turing Thesis as a Guiding Principle for Physics,” in *Unconventional Models of Computation*, C. S. Calude, J. Casti, and M. J. Dinneen, eds., pp. 371–385 (1998).
<http://arxiv.org/abs/quant-ph/9710052>
- [19] H. Weyl, *Philosophy of Mathematics and Natural Science* (Princeton University Press, Princeton, 1949).
- [20] E. B. Davies, “Building Infinite Machines,” *The British Journal for the Philosophy of Science* **52**, 671–682 (2001).
<http://dx.doi.org/10.1093/bjps/52.4.671>
- [21] A. Grünbaum, *Philosophical problems of space and time (Boston Studies in the Philosophy of Science, vol. 12)* (D. Reidel, Dordrecht/Boston, 1974), second, enlarged edition edn.
- [22] K. Svozil, “The Church-Turing Thesis as a Guiding Principle for Physics,” in *Unconventional*

- Models of Computation*, C. S. Calude, J. Casti, and M. J. Dinneen, eds., pp. 371–385 (1998).
<http://arxiv.org/abs/quant-ph/9710052>
- [23] R. Rucker, *Infinity and the Mind* (Birkhäuser, Boston, 1982), reprinted by Bantam Books, 1986.
- [24] T. Ord, “The many forms of hypercomputation,” *Applied Mathematics and Computation* **178**, 143–153 (2006).
<http://dx.doi.org/10.1016/j.amc.2005.09.076>
- [25] M. Davis, “The myth of hypercomputation,” in *Alan Turing: Life and Legacy of a Great Thinker*, C. Teuscher, ed. (Springer, Berlin, 2004), pp. 195–212.
- [26] F. A. Doria and J. F. Costa, “Introduction to the special issue on hypercomputation,” *Applied Mathematics and Computation* **178**, 1–3 (2006).
<http://dx.doi.org/10.1016/j.amc.2005.09.065>
- [27] M. Davis, “Why there is no such discipline as hypercomputation,” *Applied Mathematics and Computation* **178**, 4–7 (2006).
<http://dx.doi.org/10.1016/j.amc.2005.09.066>
- [28] J. F. Thomson, “Tasks and supertasks,” *Analysis* **15**, 1–13 (1954).
- [29] P. Benacerraf, “Tasks and supertasks, and the modern Eleatics,” *Journal of Philosophy* **LIX**, 765–784 (1962).
- [30] I. Pitowsky, “The physical Church-Turing thesis and physical computational complexity,” *Iyyun* **39**, 81–99 (1990).
- [31] J. Earman and J. D. Norton, “Forever is a day: supertasks in Pitowsky and Malament-Hogarth spacetimes,” *Philosophy of Science* **60**, 22–42 (1993).
- [32] M. Hogarth, “Predicting the future in relativistic spacetimes,” *Studies in History and Philosophy of Science. Studies in History and Philosophy of Modern Physics* **24**, 721–739 (1993).
- [33] M. Hogarth, “Non-Turing computers and non-Turing computability,” *PSA* **1**, 126–138 (1994).
- [34] E. W. Beth, *The Foundations of Metamathematics* (North-Holland, Amsterdam, 1959).
- [35] E. G. K. López-Escobar, “Zeno’s Paradoxes: Pre Gödelian Incompleteness,” *Yearbook 1991 of the Kurt-Gödel-Society* **4**, 49–63 (1991).
- [36] S. Wolfram, *Theory and Application of Cellular Automata* (World Scientific, Singapore, 1986).
- [37] H. Gutowitz, “Cellular Automata: Theory and Experiment,” *Physica* **D45**, 3–483 (1990), previous CA conference proceedings in *International Journal of Theoretical Physics* **21**, 1982;

- as well as in *Physica*, **D10**, 1984 and in **Complex Systems 2**, 1988.
- [38] A. Itachinski, *Cellular Automata: A Discrete Universe* (World Scientific Publishing Co., Inc., River Edge, NJ, USA, 2001).
 - [39] L. G. Morelli and D. H. Zanette, “Synchronization of stochastically coupled cellular automata,” *Physical Review E* **58**, R8–R11 (1998).
<http://dx.doi.org/10.1103/PhysRevE.58.R8>
 - [40] B. Feng and M. Ding, “Block-analyzing method in cellular automata,” *Physical Review E* **52**, 3566–3569 (1995).
<http://dx.doi.org/10.1103/PhysRevE.52.3566>
 - [41] L. G. Brunnet and H. Chaté, “Cellular automata on high-dimensional hypercubes,” *Physical Review E* **69**, 057 201 (2004).
<http://dx.doi.org/10.1103/PhysRevE.69.057201>
 - [42] T. Murata, “Petri nets: Properties, analysis and applications,” *Proceedings of the IEEE* **77**, 541–580 (1989).
<http://dx.doi.org/10.1109/5.24143>
 - [43] L. A. Levin, “Causal Nets or What is a Deterministic Computation,” *Information and Control* **51**, 1–19 (1981).
 - [44] E. Specker, “Nicht konstruktiv beweisbare Sätze der Analysis,” *The Journal of Smbolic Logic* **14**, 145–158 (1949), reprinted in [48, pp. 35–48]; English translation: *Theorems of Analysis which cannot be proven constructively*.
 - [45] C. S. Calude and B. Pavlov, “Coins, Quantum Measurements, and Turing’s Barrier,” *Quantum Information Processing* **1**, 107–127 (2002).
<http://arxiv.org/abs/quant-ph/0112087>
 - [46] T. Ord, “Hypercomputation: computing more than the Turing machine,” (2002).
<http://arxiv.org/abs/math/0209332>
 - [47] S. Wolfram, “Statistical Mechanics of Cellular Automata,” *Reviews of Modern Physics* **55**, 601–644 (1983).
 - [48] E. Specker, *Selecta* (Birkhäuser Verlag, Basel, 1990).