

# Modulational instability in asymmetric coupled wave functions

I. Kourakis\* and P.K. Shukla†

<sup>a</sup> *Institut für Theoretische Physik IV,*

*Fakultät für Physik und Astronomie,*

*Ruhr-Universität Bochum, D-44780 Bochum, Germany*

(Dated: Submitted 13 October 2005)

## Abstract

The evolution of the amplitude of two nonlinearly interacting systems is considered, via a set of coupled nonlinear Schrödinger-type equations. The dynamical profile is determined by the wave dispersion laws (i.e. the group velocities and the GVD terms) and the nonlinearity and coupling coefficients, on which no assumption is made. A generalized dispersion relation is obtained, relating the frequency and wave-number of a small perturbation around a coupled monochromatic (Stokes') wave solution. Explicitly stability criteria are obtained. The analysis reveals a number of possibilities. Two (individually) stable systems may be destabilized due to coupling. Unstable systems may, when coupled, present an enhanced instability growth rate, for an extended wave number range of values. Distinct (up to three) unstable wavenumber windows may arise simultaneously. As a case study, the analysis is applied to a pair of interacting Bose-Einstein condensates (BECs), characterized by weakly modulated wave functions. Criteria for the stability of BEC pairs are obtained and discussed.

PACS numbers: 05.45.Yv, 42.65.Sf, 42.65.Jx, 52.35.Mw, 03.75.Lm

Keywords: Coupled Nonlinear Schrödinger (CNLS) Equations, modulational instability, nonlinear amplitude modulation, soliton formation, BEC.

---

\* Electronic address: [ioannis@tp4.rub.de](mailto:ioannis@tp4.rub.de) ; [www.tp4.rub.de/~ioannis](http://www.tp4.rub.de/~ioannis).

† Electronic address: [p@tp4.rub.de](mailto:p@tp4.rub.de) ; [www.tp4.rub.de/~ps](http://www.tp4.rub.de/~ps).

## I. INTRODUCTION

Amplitude modulation (AM) is a widely known nonlinear mechanism dominating wave propagation in dispersive media [1, 2, 3]; it is related to mechanisms such as modulational instability (MI), harmonic generation and energy localization, possibly leading to soliton formation. The study of AM generically relies on nonlinear Schrödinger (NLS) type equations [4]; a set of coupled NLS (CNLS) equations naturally occurs when interacting modulated waves are considered. CNLS equations are encountered in physical contexts as diverse as electromagnetic wave propagation in nonlinear media [5, 6, 7], optical fibers [8, 9], plasma waves [10, 11, 12], transmission lines [13], and left-handed (negative refraction index) meta-materials (LHM) [14, 15]. A similar mathematical model is employed in the mean-field statistical mechanical description of boson gases, to model the dynamics of Bose-Einstein condensates (formed at ultra low temperatures) [16, 17, 18].

In this paper, we shall investigate the (conditions for the) occurrence of MI in a pair of CNLS equations, from first principles, attempting to keep generality to a maximum (thus making no a priori simplifying hypothesis, e.g. on the magnitude and/or the sign of various parameters involved). A set of stability criteria are derived, to be tailor cut to a (any) particular problem of coupled wave propagation. The analysis is finally applied to a pair of interacting Bose-Einstein condensates, modelled by a pair of coupled Gross-Pitaevskii equations.

## II. THE MODEL

Let us consider two coupled waves propagating in a dispersive and nonlinear medium. The wave functions ( $j = 1, 2$ ) are modelled by  $\psi_j \exp i(\mathbf{k}_j \mathbf{r} - \omega_j t) + \text{c.c.}$  (complex conjugate), where the carrier wave number  $\mathbf{k}_j$  and frequency  $\omega_j$  of each wave are related by a dispersion relation function  $\omega_j = \omega_j(\mathbf{k}_j)$ . The nonlinearity of the medium is manifested via a slow modulation of the wave amplitudes, in time and space, say along the  $x$ -axis. The amplitude evolution is described by a pair of coupled nonlinear Schrödinger-type equations (CNLSE)

$$\begin{aligned} i \left( \frac{\partial \psi_1}{\partial t} + v_{g,1} \frac{\partial \psi_1}{\partial x} \right) + P_1 \frac{\partial^2 \psi_1}{\partial x^2} + Q_{11} |\psi_1|^2 \psi_1 + Q_{12} |\psi_2|^2 \psi_1 &= 0, \\ i \left( \frac{\partial \psi_2}{\partial t} + v_{g,2} \frac{\partial \psi_2}{\partial x} \right) + P_2 \frac{\partial^2 \psi_2}{\partial x^2} + Q_{22} |\psi_2|^2 \psi_2 + Q_{21} |\psi_1|^2 \psi_2 &= 0. \end{aligned} \quad (1)$$

The group velocity  $v_{g,j}$  and the group-velocity-dispersion (GVD) term  $P_j$  corresponding to the  $j$ -th wave is related to (the slope and the curvature, respectively, of) the dispersion curve via  $v_{g,j} = \omega'$  and  $P_j = \omega''/2$  (in multidimensional geometry, the prime denotes differentiation *in the direction of modulation*, viz.  $v_{g,j} = \partial\omega_j/\partial k_x$  and  $P_j = \partial^2\omega_j/2\partial k_x^2$ ). The nonlinearity and coupling terms,  $Q_{jj}$  and  $Q_{jj'}$ , express the effects of carrier self-modulation and interaction among amplitudes, respectively. No hypothesis holds, *a priori*, on the sign and/or the magnitude of either of these coefficients, although specific assumptions (either deriving from the particular physical problem considered, or phenomenologically imposed) are often adopted in literature for analytical tractability. The group velocities may be equal, i.e.  $v_{g,1} = v_{g,2}$ , in which case (and only) the corresponding terms are readily eliminated via a Galilean transformation. The combined assumption  $P_1 = P_2$ ,  $Q_{11} = Q_{22}$  and  $Q_{12} = Q_{21}$  is often made, either for simplicity [7] or, e.g. in nonlinear optics, when two co-propagating light beams (obeying identical dispersion laws but, say, transverse polarizations) are considered [19]. The peculiar case  $P_1 = P_2$ ,  $Q_{11} = Q_{21}$  and  $Q_{12} = Q_{22}$  also recently appeared, in EM wave propagation in left-handed optical media [14, 15].

### III. MODULATIONAL (IN)STABILITY OF SINGLE WAVES

Let us first briefly outline, for later reference, the analysis in the case of a single modulated wave, say here recovered by setting  $\psi_2 = 0$  in Eqs. (1); the well known (single) nonlinear Schrödinger (NLS) equation is thus obtained. According to the standard NLS modulation formalism [1, 2, 4],  $\psi_1$  ( $= \psi$ , dropping the index in this paragraph) is *modulationally unstable* (stable) if  $PQ > 0$  ( $PQ < 0$ ). To see this, one may first check that the (single) NLSE is satisfied by the plane wave solution  $\psi(x, t) = \psi_0 e^{iQ|\psi_0|^2 t}$ . The standard (linear) stability analysis then shows that a linear modulation (say  $\psi_0 \rightarrow \psi_0 + \epsilon\delta\psi_0$ ) with frequency  $\Omega$  and wavenumber  $K$  (i.e.  $\delta\psi_0 \sim \exp i(Kx - \Omega t)$ ) obeys the dispersion relation

$$(\Omega - v_g K)^2 = P K^2 (P K^2 - 2Q |\psi_0|^2), \quad (2)$$

which exhibits a purely growing unstable mode if  $K \leq K_{cr,0} = (2Q/P)^{1/2} |\psi_0|$  (hence only if  $PQ > 0$ ). The growth rate  $\sigma = \text{Im}\Omega$  attains a maximum value  $\sigma_{max} = Q |\psi_0|^2$  at  $K_{cr,0}/\sqrt{2}$ . For  $PQ < 0$ , on the other hand, the wave is *stable* to external perturbations.

#### IV. COUPLED WAVES: STABILITY ANALYSIS

In order to investigate the modulational stability profile of a pair of coupled waves, we shall first seek an equilibrium state in the form  $\psi_j = \psi_{j0} \exp[i\varphi_j(t)]$  (for  $j = 1, 2$ ), where  $\psi_{j0}$  is a (constant real) amplitude and  $\varphi_j(t)$  is a (real) phase, into Eqs. (1). We thus find a monochromatic (fixed-frequency) solution of the form  $\varphi_j(t) = \Omega_{j0}t$ , where  $\Omega_{j0} = Q_{jj}\psi_{j0}^2 + Q_{jl}\psi_{l0}^2$  (for  $j \neq l = 1, 2$ , henceforth understood everywhere). Considering a small perturbation around equilibrium, we take  $\psi_j = (\psi_{j0} + \epsilon\psi_{j1}) \exp[i\varphi_j(t)]$ , where  $\psi_{j1}(\mathbf{r}, t)$  is a small ( $\epsilon \ll 1$ ) complex amplitude perturbation of the slowly varying modulated field amplitudes. Substituting into Eqs. (1) and separating real and imaginary parts by writing  $\psi_{j1} = a_j + ib_j$  (where  $a_j, b_j \in \mathbb{R}$ ), the first order terms (in  $\epsilon$ ) yield

$$\begin{aligned} -\frac{\partial b_j}{\partial t} - v_{g,j} \frac{\partial b_j}{\partial x} + P_j \frac{\partial^2 a_j}{\partial x^2} + 2Q_{jj}\psi_{j0}^2 a_j + 2Q_{jl}\psi_{j0}\psi_{l0} a_l &= 0, \\ \frac{\partial a_j}{\partial t} + v_{g,j} \frac{\partial a_j}{\partial x} + P_j \frac{\partial^2 b_j}{\partial x^2} &= 0. \end{aligned} \quad (3)$$

Eliminating  $b_j$ , these equations yield

$$\left[ \left( \frac{\partial}{\partial t} + v_{g,j} \frac{\partial}{\partial x} \right)^2 + P_1 \left( P_1 \frac{\partial^2}{\partial x^2} + 2Q_{11}\psi_{10}^2 \right) \frac{\partial^2}{\partial x^2} \right] a_1 + P_1 Q_{12} \psi_{10} \psi_{20} \frac{\partial^2}{\partial x^2} a_2 = 0, \quad (4)$$

(along with a symmetric equation, upon  $1 \leftrightarrow 2$ ). We now let  $a_j = a_{j0} \exp[i(Kx - \Omega t)] + \text{c.c.}$ , where  $K$  and  $\Omega$  are the wavevector and the frequency of the perturbation, respectively, viz.  $\partial/\partial t \rightarrow -i\Omega$  and  $\partial/\partial x \rightarrow iK$ . We thus obtain an eigenvalue problem in the form  $\mathbf{M}\mathbf{a} = \Omega^2 \mathbf{a}$ , where  $\mathbf{a} = (a_{10}, a_{20})^T$  and the matrix elements are  $M_{jj} = P_j K^2 (P_j K^2 - 2Q_{jj}\psi_{j0}^2) \equiv \Omega_j^2$  and  $M_{jl} = -2P_j Q_{jl} \psi_{j0} \psi_{l0} K^2$  (for  $l \neq j = 1$  or  $2$ )

$$[(\Omega - v_{g,1}K)^2 - \Omega_1^2][(\Omega - v_{g,2}K)^2 - \Omega_2^2] = \Omega_c^4 \quad (5)$$

where  $\Omega_c^4 = M_{12}M_{21}$ . This dispersion relation is a 4th order polynomial equation in  $\Omega$  (in fact 8th order in  $K$ ).

#### V. WAVE ENVELOPES PROPAGATING AT EQUAL GROUP VELOCITIES

Either neglecting the group velocity terms, or assuming them to be equal (and then eliminating them via a galilean transformation) reduces (5) to a bi-quadratic equation

$$\Omega^4 - T\Omega^2 + D = 0, \quad (6)$$

where  $T = \text{Tr}\mathbf{M} \equiv \Omega_{11}^2 + \Omega_{22}^2$  and  $D = \text{Det}\mathbf{M} \equiv \Omega_{11}^2\Omega_{22}^2 - \Omega_c^4$  are the *trace* and the *determinant*, respectively, of the matrix  $\mathbf{M}$ . Equation (6) admits the solution

$$\Omega^2 = \frac{1}{2}[-T \pm (T^2 - 4D)^{1/2}], \quad (7)$$

or

$$\Omega_{\pm}^2 = \frac{1}{2}(\Omega_1^2 + \Omega_2^2) \pm \frac{1}{2}[(\Omega_1^2 - \Omega_2^2)^2 + 4\Omega_c^4]^{1/2}. \quad (8)$$

Stability is ensured (for any wavenumber  $K$ ) if (and only if) *both* of the (two) solutions of (6), say  $\Omega_{\pm}^2$ , are *positive* (real) numbers. In order for the right-hand side to be real, the *discriminant* quantity  $\Delta = T^2 - 4D = (\Omega_1^2 - \Omega_2^2)^2 + 4\Omega_c^4$  has to be positive. Furthermore, recalling that the roots of the polynomial  $p(x) = x^2 - Tx + D$ , say  $x = x_{1,2}$ , satisfy  $T = x_1 + x_2$  and  $D = x_1x_2$ , the stability requirement is tantamount to the following conditions being satisfied simultaneously:  $T > 0$ ,  $D > 0$  and  $\Delta = T^2 - 4D > 0$ . One thus has to investigate three distinct polynomial inequalities; note that  $T$  and  $D$  are *even* order polynomials of  $k$ .

The first stability condition, namely the positivity of the trace  $T$ :

$$T = K^2[K^2 \sum_j P_j^2 - 2 \sum_j P_j Q_{jj} \psi_{j0}^2] > 0$$

essentially depends on (the sign of) the quantity  $q_1 \equiv \sum_j P_j Q_{jj} |\psi_{j0}|^2$  which has to be negative for stability. The only case ensuring *absolute* stability (for any  $\psi_{j0}$  and  $k$ ) is

$$P_1 Q_{11} < 0 \quad \text{and} \quad P_2 Q_{22} < 0. \quad (9)$$

Otherwise,  $T$  becomes negative (and thus either  $\Omega_-^2 < 0 < \Omega_+^2$  or  $\Omega_-^2 < \Omega_+^2 < 0$ ) for  $K$  below a critical value  $K_{cr,1} = (2 \sum_j P_j Q_{jj} \psi_{j0}^2 / \sum_j P_j^2)^{1/2} > 0$  (cf. the single wave criterion above); this is always possible for a sufficiently large perturbation amplitude  $|\psi_{20}|$  if, say,  $P_2 Q_{22} > 0$  (even if  $P_1 Q_{11} < 0$ ). Therefore, only a pair of two individually stable waves can be stable; the sole presence of a *single* unstable wave may de-stabilize its counterpart (even if the latter would be individually stable).

The second stability condition, namely positivity of the determinant  $D$  amounts to

$$D(K^2) = P_1 P_2 K^4 [(P_1 K^2 - 2Q_{11} \psi_{10}^2) (P_2 K^2 - 2Q_{22} \psi_{20}^2) - 4Q_{12} Q_{21} \psi_{10}^2 \psi_{20}^2] > 0.$$

We see that  $D(K^2)$  bears two non-zero roots for  $K^2$ , namely  $K_{D,1/D,2}^2 = \frac{1}{2P_1^2 P_2^2} [q_2 \mp (q_2^2 - 4P_1^2 P_2^2 q_3)^{1/2}]$ , as obvious from the expanded form of  $D = k^4(P_1 P_2 K^4 - q_2 K^2 + q_3)$ , where  $q_2 \equiv$

$\sum K_{D,j}^2 = 2P_1P_2(P_2Q_{11}\psi_{0,1}^2 + P_1Q_{22}\psi_{0,2}^2)$  and  $q_3 \equiv \prod K_{D,j}^2 = 4P_1P_2(Q_{11}Q_{22} - Q_{12}Q_{21})\psi_{0,1}^2\psi_{0,2}^2$ .

The condition  $D > 0$  ( $\forall K \in \mathbb{R}$ ) requires either:

- that the discriminant quantity  $\Delta' = q_2^2 - 4P_1^2P_2^2q_3 = 4P_1^2P_2^2[(P_1Q_{22}\psi_{20}^2 - P_2Q_{11}\psi_{10}^2)^2 + 4P_1P_2Q_{12}Q_{21}\psi_{10}^2\psi_{20}^2]$  be non-positive, i.e.  $\Delta' \leq 0$  (this is however only possible if  $P_1P_2Q_{12}Q_{21} < 0$  and for a specific relation to be satisfied by the perturbation amplitudes  $\psi_{j0}$ ; that is, it *cannot* be generally satisfied,  $\forall \psi_{j0}$ ), or
- that  $\Delta' > 0$  and *both* of the (real) non-zero roots  $K_{D,1/2}^2$  of  $D(K^2)$  be *negative*; this is ensured if  $q_2 < 0$  and  $q_3 > 0$ . If the former inequality alone is not satisfied (i.e.  $q_3 > 0$  and  $q_2 > 0$ ), then the two roots  $K_{D,1/2}^2$  will be positive ( $0 < K_{D,1}^2 < K_{D,2}^2$ ) and the wave pair will be unstable to a perturbation with intermediate  $K$ , i.e.  $K_{D,1}^2 < K^2 < K_{D,2}^2$  (this defines a finite, i.e. non-zero, unstable  $K$  window). If the latter inequality alone is not satisfied (i.e.  $q_3 < 0$ , regardless of  $q_2$ ), then the two roots  $K_{D,1/2}^2$  will be of opposite sign, with  $K_{D,1}^2 < 0 < K_{D,2}^2$ , and the wave pair will be unstable to a perturbation with  $K^2 < K_{D,2}^2$ .

These new instability scenaria and wavenumber thresholds are sufficient for symmetric wave systems (i.e. upon  $1 \leftrightarrow 2$ ), as we shall see below, and may be investigated in detail for any specific physical problem considered. The scenaria anticipated in the following paragraph may be realized only for asymmetric systems, namely if  $Q_{21} \neq Q_{12}$  (and, in fact,  $Q_{21}Q_{12} < 0$ ).

The last stability condition regards the positivity of the discriminant quantity  $\Delta = T^2 - 4D$ . Notice that information in this paragraph is complementary to the previous one (they are never valid in the same time): if the quantity  $D$  is negative (hence instability, see above) then  $\Delta$  will be positive, by definition. We consider the inequality

$$\Delta(k^2) = K^4(d_4K^4 - d_2K^2 + d_0) > 0$$

where  $d_4 = (P_1^2 - P_2^2)^2$ ,  $d_2 = 4(P_1^2 - P_2^2)(P_1Q_{11}\psi_{10}^2 - P_2Q_{22}\psi_{20}^2)$  and  $d_0 = 4[(P_1Q_{11}\psi_{10}^2 - P_2Q_{22}\psi_{20}^2)^2 + 4P_1P_2Q_{12}Q_{21}\psi_{10}^2\psi_{20}^2]$ . We should distinguish two cases here.

If  $P_1 = P_2 = P$ , this condition reduces to  $d_0 > 0$ , i.e. here  $d'_0 = 4P^2[(Q_{11}\psi_{10}^2 - Q_{22}\psi_{20}^2)^2 + 4Q_{12}Q_{21}\psi_{10}^2\psi_{20}^2] \equiv 4P^2q_4$ . Stability (for all  $\psi_{j0}$ ) is thus only ensured if  $Q_{12}Q_{21} > 0$ . For symmetric wave pairs, i.e. for  $P_1 = P_2 = P$  and  $Q_{12} = Q_{21}$ , this last necessary condition for stability is always fulfilled. If, on the other hand, it is not (i.e. if  $Q_{12}Q_{21} \leq 0$ ) the wave pair will be unstable in a range of values (e.g. of the amplitude ratio  $\psi_{10}/\psi_{20}$ ), to be determined by solving  $d'_0 < 0$ ).

Let us now assume (with no loss of generality) that  $P_1 > P_2$ . Since  $\Delta'' = d_2^2 - 4d_4d_0 = -64P_1P_2Q_{12}Q_{21}(P_1^2 - P_2^2)^2\psi_{10}^2\psi_{20}^2$ , the stability condition  $\Delta > 0$  is satisfied *for all*  $K$  and  $\psi_{j0}$  only if the quantity  $q_5 \equiv P_1P_2Q_{12}Q_{21}$  is positive, hence  $\Delta'' < 0$ ; again, this is always true for symmetric waves. Now if, on the other hand,  $q_5 < 0$  (i.e.  $\Delta'' > 0$ ), then one needs to investigate the signs of  $d_2 = K_{\Delta,1}^2 + K_{\Delta,2}^2 \equiv q_6$  and  $d_0 = K_{\Delta,1}^2 K_{\Delta,2}^2 \equiv q_7$ , in terms of the amplitudes  $\psi_{j0}$ . Here,  $K_{\Delta,1/2}^2 = \frac{1}{2d_4}[d_2 \mp \sqrt{d_2^2 - 4d_4d_0}]$ . Similar to the analysis of the previous condition (see above), one may easily see that both signs are possible for both quantities  $d_2$  and  $d_0$ . The only possibility for stability ( $\forall K$ ) is provided by the combination  $d_2 < 0$  and  $d_0 > 0$  (hence  $K_{\Delta,1}^2 < K_{\Delta,2}^2 < 0$ ). The possibility for instability arises either for  $K_{\Delta,1}^2 < 0 < K^2 < K_{\Delta,2}^2$  (if  $d_0 < 0$ ), or for  $0 < K_{\Delta,1}^2 < K^2 < K_{\Delta,2}^2$  (if  $d_0 > 0$  and  $d_2 > 0$ ). As discussed above, we obtain the possibility for a window of instability far from the origin ( $K = 0$ ).

These instability scenaria and wavenumber thresholds need to be investigated in detail for any specific physical problem considered. Instability is manifested as a purely growing mode, when one or more of the above conditions are violated. In specific, if  $T < 0$  and/or  $D < 0$ , then one (or both) of the solutions of the dispersion relation (5) (for  $\Omega^2$ ) becomes negative, say  $\Omega_-^2 < 0$  [given by (8)]; the instability growth rate in this case is given by  $\sigma \equiv \sqrt{-\Omega_-^2}$ , and is manifested in the wavenumber ranges  $[0, K_{cr,1}]$  and either  $[0, K_{D,2}]$  or  $[K_{D,1}, K_{D,2}]$  (depending on parameter values; see the definitions above).

If  $\Delta = T^2 - 4D < 0$ , on the other hand (hence  $D > 0$ , ruling out the latter unstable windows defined above), then all solutions of (5) are complex, thus developing an imaginary part  $\text{Im}(\Omega_{\pm}^2) = \pm\sqrt{|\Delta|}/2$ , so (the maximum value of)  $\text{Im}(\Omega_{\pm}) = \text{Im}(\Omega_{\pm}^2)^{1/2}$  gives the instability growth rate  $\sigma$ . As found above, this will be possible for wave numbers either in  $[0, K_{\Delta,2}]$  or  $[K_{\Delta,1}, K_{\Delta,2}]$  (see the definitions above).

The analysis indicates that up to three different unstable wavenumber “windows” may appear; these windows may either be partially superposed, or distinct from each other. One may therefore qualitatively anticipate MI occurring for  $K \in [0, K_{cr}]$  (some threshold) and, *also*, for  $K \in [K'_{cr}, K''_{cr}]$  ( $K'_{cr}$  may be higher or lower than  $K_{cr}$ , depending on the problem’s parameters). Furthermore, the instability growth rate witnessed may be dramatically modified by the coupling, both quantitatively (higher rate) and qualitatively (enlarged unstable wavenumber region); see in Fig. 1.

Summarizing the above results, should one wish to investigate the occurrence of modula-

tional instability in a given physical problem, one has to verify condition (9) (meaning that at least one intrinsically unstable wave is needed to trigger the instability), and then consider the (sign of the) quantities  $q_1, \dots, q_7$  (defined above), in terms of the NLSE coefficients in combination with the perturbation amplitudes  $\psi_{j0}$ . As a matter of fact, perturbations due to background turbulence may consist of various (many, different) modes and amplitude values, so if modulational instability *is* possible, in principle, it *will* occur. This is why we have omitted a tedious investigation of conditions on the amplitude  $\psi_{j0}$  values for instability (readily derived from the above data): any perturbation amplitude value may be considered to be potentially present.

## VI. THE ROLE OF THE GROUP VELOCITY MISFIT

It may be interesting to discuss the role of the group velocity difference, in a coupled wave system. This factor has tacitly been neglected in similar studies in the past, for analytical simplicity, or considered irrelevant (for a given problem). Let us notice that the complete dispersion relation (5) above is an 8th-order polynomial in the wavenumber  $K$ , whose odd terms vanish for  $v_{g,1} = v_{g,2} = 0$ . Also, if  $v_{g,1} = v_{g,2} \neq 0$ , one may define  $\Omega - v_g K \equiv \Omega'$ , and search for reality criteria for  $\Omega'$  following the above methodology. Therefore, we may consider the case  $v_{g,1} \neq v_{g,2}$  (both  $\neq 0$ ) here. Keeping the discussion qualitative, we shall avoid to burden the presentation with tedious numerical calculations (the only exact treatment possible, in fact, for an 8th order polynomial) and will rather point out the role of the group velocity misfit via a few simple examples.

First of all, a qualitative heuristic argument may be put forward. Let us consider a very small perturbation of a very large wavelength, thus allowing ourselves to neglect  $\psi_{j0}^2$  and higher than quadratic powers of  $K$  ( $K^3, K^4, \dots$ ) in (5). What remains takes the form:

$$\Omega^2 \{[\Omega^2 - (v_{g,1} + v_{g,2})K]^2 + 2v_{g,1}v_{g,2}K^2\} \approx 0$$

Assuming co-propagating waves, i.e. that  $v_{g,j}$  are of the same sign, one easily sees that there is no real solution for  $\Omega$ , since the left-hand side (*rhs*) is positive. The occurrence of MI is thus, in principle, possible (at least for propagation in the same direction).

The role of the finite group velocity mismatch may be shown via simple geometric arguments. Inspired by an idea proposed in Ref. [10], we may express the general dispersion



relation (5) in the form

$$f_1(x) = f_2(x) \quad (10)$$

where we have defined the functions

$$f_1(x) = (x - x_1)^2 + A, \quad f_2(x) = \frac{C}{(x - x_2)^2 + B} \quad (11)$$

and the real quantities  $x_j = Kv_{g,j}$ ,  $A = -\Omega_1^2 = -M_{11}$ ,  $B = -\Omega_2^2 = -M_{22}$ , and  $C = \Omega_c^4 = M_{12}M_{21}$ ; the variable  $x$  here denotes  $\Omega$ . Eq. (10) possesses 4 complex solutions, each of which may (or may not) be real (i.e. possess a vanishing imaginary part). Now, the stability profile of a coupled wave pair is determined by the number of *real* solutions of Eq. (10), which is an integer, say  $r$ , between 0 and 4. For absolute stability (for any  $K$ ,  $|\mathcal{E}_{j0}|$ ), we need to have 4 real solutions; in any other case, i.e. if  $r < 4$ , the remaining  $4 - r$  complex solutions determine (via their imaginary part) the growth rate of the instability which may develop. Note that (the relative magnitude of)  $x_1$  and  $x_2$  expresses the group velocity mismatch (viz.  $v_{g,1} = v_{g,2}$  for  $x_1 = x_2$ ).

Let us first limit ourselves to considering a wave pair satisfying  $C > 0$ , i.e. for  $M_{12}M_{21} \sim P_1P_2Q_{12}Q_{21} = P^2Q^2 > 0$ ; this could be a *symmetric* wave pair, for instance; cf. the definitions above. We shall study the curves representing the functions  $f_1(x)$  and  $f_2(x)$  on the  $xy$  plane. The former one is a parabola, which possesses a minimum at  $(x_1, A)$ . The latter one is characterized by a local maximum (since  $C > 0$  by assumption) at  $(x_2, C/B)$ , in addition to a horizontal asymptote (the  $x$ -axis), since  $f_2(x) \rightarrow 0$  for  $x \rightarrow \pm\infty$ . Furthermore, for  $B < 0$  (only),  $f_2(x)$  has two vertical asymptotes (poles) at  $x = x_2 \pm \sqrt{|B|}$  (see Figs. 2 and 4). Now, two combinations of parameter values need to be distinguished, namely: (i) the case of a *stable - stable* (individually) UH wave pair (viz.  $P_1 < 0$  and  $P_2 < 0$ ), and (ii) an *unstable - unstable* (individually) UH wave pair (viz.  $P_1 > 0$  and  $P_2 > 0$ ). See that the single wave stability is expressed by the sign of  $A$  or  $B$ , which is negative (positive) by definition for a stable (unstable) single wave.

First, for a *stable - stable* UH wave pair (i.e. for  $A, B < 0$ ), we have seen that the dispersion relation (5) predicted stability. This result regarded the *equal* (or vanishing) group velocity case,  $v_{g,1} = v_{g,2}$ , and may be visualized by plotting  $f_1(x)$  and  $f_2(x)$  for  $x_1 = x_2$  and  $A, B < 0$ ; see Fig. 2a. Let us first assume that  $D = M_{11}M_{22} - M_{12}M_{21} = AB - C$  is *positive*, implying (for  $B < 0$ ) that  $A < C/B$ ; thus, the minimum of  $f_1(x)$  lies below the local maximum of  $f_2(x)$ . Thus, 4 points of intersection exist (cf. Fig. 2a), for  $x_1 = x_2$

and  $A, B < 0$ ; this fact ensures stability, as we saw above via analytical arguments, for  $v_{g,1} = v_{g,2}$  and  $M_{11}, M_{22} > 0$  (both waves individually stable). Now, considering  $v_{g,1} \neq v_{g,2}$  results in a horizontal shift between the two curves (cf. Fig. 2b), which may exactly result in reducing the number of intersection points from 4 to 2 (enabling instability). Therefore, a pair of stable UH waves may be destabilized due to a finite difference in group velocity, viz.  $v_{g,2} - v_{g,1} \neq 0$ .

Still regarding the stable-stable wave configuration, let us now assume that  $D = AB - C < 0$ , implying (for  $B < 0$ ) that  $A > C/B$ . Thus, the minimum of  $f_1(x)$  here lies *above* the local maximum of  $f_2(x)$ , and 2 points of intersection now exist (cf. Fig. 3a), for  $x_1 = x_2$  and  $A, B < 0$ ; this fact imposes *instability*, regardless of the group velocity mismatch – cf. Figs. 3a, b – as predicted in the previous Section (for  $D < 0$ ).

Let us now consider an *unstable - unstable* wave pair (i.e. for  $A > 0$  and  $B > 0$ ) whose coupling satisfies, to start with,  $D = M_{11}M_{22} - M_{12}M_{21} = AB - C > 0$ . We have previously seen that relation (5) predicted instability in this case. One might naturally wonder whether this result, which regarded the *equal* group velocity case ( $v_{g,1} = v_{g,2}$ ) still holds its validity for different  $v_{g,j}$ . Pretty much as we did above, this result (for  $v_{g,1} = v_{g,2}$ ) may be visualized by plotting  $f_1(x)$  and  $f_2(x)$  for  $x_1 = x_2$  and  $A, B > 0$ ; see Fig. 4a. Here, the fact that  $D == AB - C > 0$  implies (for  $B > 0$ ) that  $A > C/B$ ; thus, the minimum of  $f_1(x)$  lies above the local maximum of  $f_2(x)$ . Obviously, *no* points of intersection exist (cf. Fig. 4a), for  $x_1 = x_2$  and  $A, B > 0$ : this fact straightforward prescribes *instability*, as we saw, for  $v_{g,1} = v_{g,2}$  and  $M_{11}, M_{22} < 0$  (both UH waves individually unstable). Considering  $v_{g,1} \neq v_{g,2}$  simply results in a horizontal shift between the two curves (cf. Fig. 4b), which *does not* affect this qualitative result at all. Therefore, a pair of unstable UH waves remains unstable even in case of a finite difference in group velocity.

Still regarding the unstable-unstable wave pair configuration, let us now assume that  $D = AB - C < 0$ , implying (for  $B > 0$ ) that  $A < C/B$ . We see that no more than two intersection points may be present for  $x_1 = x_2$  (see Fig. 4a); although these may vanish for  $x_1 \neq x_2$  (cf. Fig. 4b), this pair always possesses at least 2 complex solutions, hence instability. An unstable-unstable wave pair with  $D > 0$  is therefore always unstable.

Still for  $C > 0$ , one may consider a *stable - unstable* wave pair (say, for  $A < 0$  and  $B > 0$ , with no loss of generality): the plot of  $f_1$  and  $f_2$  (here omitted) would simply look like Figs. 4 or 5 upon a strong vertical translation of the parabola downwards, so that the minimum

lies in the lower half-plane (for  $A < 0$ ). One easily sees that instability dominates in this case.

Let us now consider a wave pair satisfying  $C < 0$ , i.e.  $M_{12}M_{21} \sim P_1P_2Q_{12}Q_{21} = P^2Q^2 < 0$ ; this has to be an *asymmetric* wave pair. Again, different cases may be distinguished.

For an *stable-unstable* wave pair, i.e. say for  $A < 0 < B$ , different possibilities are present; see in Figs. 6a, c (2 points of intersection, instability) and 6b (4 points of intersection, stability), where  $v_{g,1} = v_{g,2}$ . See that a finite velocity difference may destabilize the latter case (via a horizontal shift).

For  $A, B > 0$  (both waves intrinsically *unstable*), one easily sees that no intersection occurs; the pair is unstable (figure omitted; simply translate the parabola upwards e.g. in Fig. 6a).

Finally, for a *stable-stable* wave pair, i.e. for  $A, B < 0$ , one easily finds that the pair may either be unstable (see Fig. 7a) or remain stable (see Fig. 7b); the latter configuration is nevertheless destabilized by a velocity misfit (i.e. a horizontal shift: see Fig. 7c).

## VII. COUPLED BOSE-EINSTEIN CONDENSATES

The wave-functions  $\psi_1$  and  $\psi_2$  of two interacting Bose-Einstein condensates (BECs) evolve according to the coupled Gross-Pitaevskii equations (CGPEs)

$$\begin{aligned} i\hbar \frac{\partial \psi_1}{\partial t} + \frac{\hbar^2}{2m_1} \nabla^2 \psi_1 - V_{11}|\psi_1|^2 \psi_1 - V_{12}|\psi_2|^2 \psi_1 + \mu_1 \psi_1 &= 0, \\ i\hbar \frac{\partial \psi_2}{\partial t} + \frac{\hbar^2}{2m_2} \nabla^2 \psi_2 - V_{22}|\psi_2|^2 \psi_2 - V_{21}|\psi_1|^2 \psi_2 + \mu_2 \psi_2 &= 0, \end{aligned} \quad (12)$$

where  $\nabla^2$  is the Laplace operator,  $\hbar$  is Planck's constant, and  $m_j$  is the mass of the  $j$ th condensate ( $j = 1, 2$ ). According to mean-field theory [16], the nonlinearity coefficients  $V_{jj}$  are proportional to the scattering lengths  $a_j$  via  $V_{jj} = 4\pi\hbar a_j/m_j$ , while the coupling coefficients  $V_{jl}$  are related to the characteristic interaction lengths  $a_{jl}$  via  $V_{jl} = 2\pi\hbar a_{jl}/m_{jl}$ , where  $m_{jl} = m_j m_l / (m_j + m_l)$  is the reduced mass. The (linear) last terms in each equation involve the chemical potential  $\mu_j$ , which corresponds to a ground state of the condensate, in this simplified model (neglecting the shape of an external trapping potential). These terms may readily be eliminated via a simple phase-shift transformation, viz.  $\psi_j = \psi'_j \exp(i\mu_j t)$ .

Eqs. (12) are readily recovered from Eqs. (1) upon setting  $P_j = \hbar/(2m_j)$  and  $Q_{ij} = -V_{ij}/\hbar$ . The above analysis applies readily to a 3d geometry, as one may easily check, by

adapting, say,  $K$  to  $\mathbf{K} \in \mathfrak{K}$  and iterating the stability analysis [18]. It is a straightforward exercise to obtain the following stability criteria for a coupled BEC pair: (a)  $V_{11} > 0$  and  $V_{22} > 0$  (i.e. only two stable BECs may form a stable pair configuration); (b)  $V_{11}V_{22} - V_{12}^2 > 0$  (recovering a known previous criterion  $(V_{12}/V_{11})^2 < 1$  for *symmetric* BEC mixtures); a third criterion  $V_{12}V_{21} > 0$  is satisfied here, by definition. These criteria are physically interpreted in Ref. [18]; they should, in principle, be generalized to take into account a trapping potential (always present in BEC realization in laboratory) via an appropriate forcing term in the *rhs* of the GPE Eqs. Work in this direction is in progress and will be reported soon.

## VIII. CONCLUSION - DISCUSSION

We have investigated the occurrence of modulational instability in a pair of coupled waves, co-propagating and interacting with one another. Relying on a coupled NLS equation model, we have derived a complete set of explicit (in)stability criteria, in addition to exact expressions for the critical wavenumber thresholds. Furthermore, we have traced the role of the group velocity mismatch on the coupled wave stability. The results are readily applied to a set of coupled Gross-Pitaevskii equations (modelling a pair of BECs in condensed boson gases), as exposed here, as well as in a variety of physical situations.

## Acknowledgments

This work was partially supported by the Deutsche Forschungsgemeinschaft (Bonn, Germany) through the *Sonderforschungsbereich (SFB) 591 – Universelles Verhalten Gleichgewichtsferner Plasmen: Heizung, Transport und Strukturbildung*.

- 
- [1] A. Hasegawa, *Plasma Instabilities and Nonlinear Effects*, Springer-Verlag, Berlin (1975).
  - [2] M. Remoissenet, *Waves Called Solitons*, Springer-Verlag, Berlin (1994).
  - [3] T. Dauxois and M. Peyrard, *Physics of Solitons*, Cambridge Univ. Press, Cambridge (2005).
  - [4] C. Sulem, and P.L. Sulem, *The Nonlinear Schrödinger Equation*, Springer, Berlin (1999).
  - [5] L.A. Ostrovskii, *Soviet Physics JETP* **24** (4), 797 (1967).
  - [6] S.V. Manakov, *Soviet Physics JETP* **38** (2), 248 (1974).

- [7] C.J. McKinstrie and R. Bingham, *Phys. Fluids* **1**, 230 (1989).
- [8] A. Hasegawa and F. Tappert, *Applied Phys. Lett.*, **23** (3), 142 (1973).
- [9] G. Agrawal, P.L. Baldeck, and R.R. Alfano, *Phys. Rev. A*, **39** (7), 3406 (1989).
- [10] K. P. Das and S. Sihi, *J. Plasma Phys.*, **21** (1), 183-191 (1979).
- [11] M.R. Gupta, B.K. Som, and B. Dasgupta, *J. Plasma Phys.*, **25** (3), 499-507 (1981).
- [12] I. Kourakis, P.K. Shukla and G.E. Morfill, *New J. Phys.* **7**, 153 (2005).
- [13] J.M. Bilbault, P. Marquie and B. Michaux, *Phys. Rev. E* **51**, 817 (1995).
- [14] N. Lazarides and G.P. Tsironis, *Phys. Rev. E* **71**, 036614 (2005).
- [15] I. Kourakis and P.K. Shukla, *Phys. Rev. E* **72**, 016626 (2005).
- [16] L. Pitaevskii and S. Stringari, *Bose-Einstein Condensation*, Oxford U. Press, New York, 2003.
- [17] K. Kasamatsu and M. Tsubota, *Phys. Rev. Lett.*, **93** (10), 100402 (2004).
- [18] I. Kourakis, P. K. Shukla, M. Marklund and L. Stenflo, *Eur. Phys. J. B* **46**, 381 (2005).
- [19] M. Lisak, A. Höök and D. Anderson, *J. Opt. Soc. Am. B* **7**, 810 (1990).

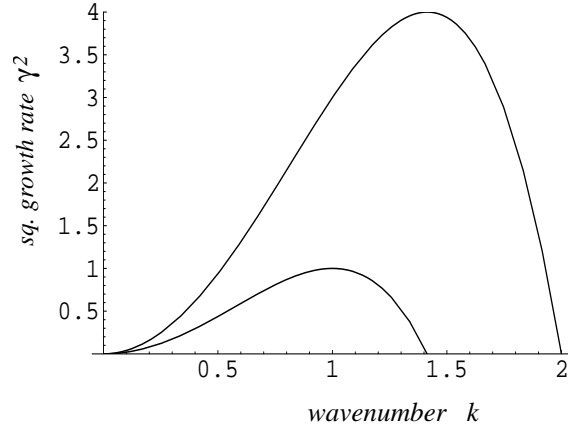
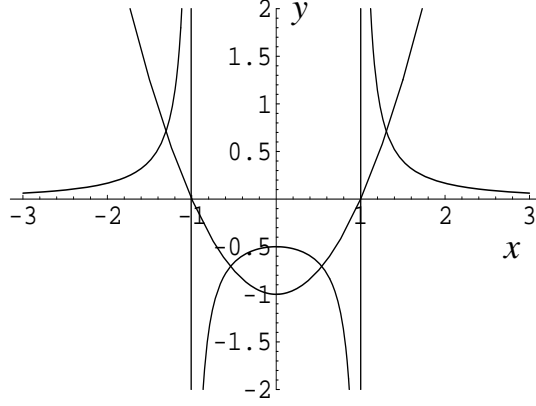
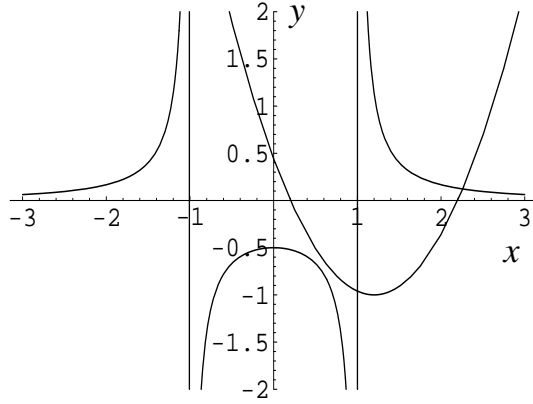


FIG. 1: The square of the instability growth rate  $\gamma^2 \equiv -\Omega_-^2$  is depicted versus the perturbation wavenumber  $K$  (arbitrary parameter values). Notice the difference from the single wave case (lower curve).

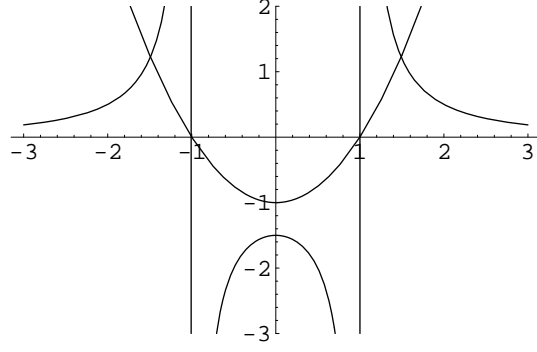


(a)

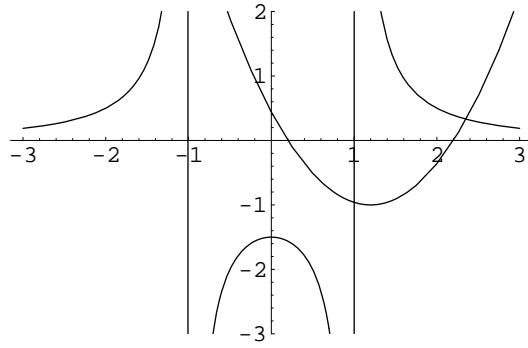


(b)

FIG. 2: The functions  $f_1(x)$  (parabola) and  $f_2(x)$  (rational function, two vertical asymptotes) defined by Eq. (11) are depicted, vs.  $x$ , for  $A = B = -1$ ,  $C = 0.5$  (so that  $D = AB - C = +0.5 > 0$ ),  $x_2 = 0$  and (a)  $x_1 = 0$  (equal group velocities); (b)  $x_1 = 1.2$  (different group velocities). Recalling that the number of intersection points, i.e. 4 in (a) and 2 in (b), denote the number of real solutions of the dispersion relation (5), we see that a finite group velocity mismatch is capable of destabilizing a pair of (stable, separately) waves, which would otherwise be stable.



(a)



(b)

FIG. 3: The functions  $f_1(x)$  (parabola) and  $f_2(x)$  (rational function, two vertical asymptotes) defined by Eq. (11) are depicted, vs.  $x$ , for  $A = B = -1$ ,  $C = 1.5$  (so that  $D = AB - C = -0.5 < 0$ ),  $x_2 = 0$  and (a)  $x_1 = 0$  (equal group velocities); (b)  $x_1 = 1.2$  (different group velocities). Recalling that the number of intersection points, i.e. 4 in (a) and 2 in (b), denote the number of real solutions of the dispersion relation (5), we see that a finite group velocity mismatch is *not* capable of stabilizing an unstable pair of (stable, separately) waves.



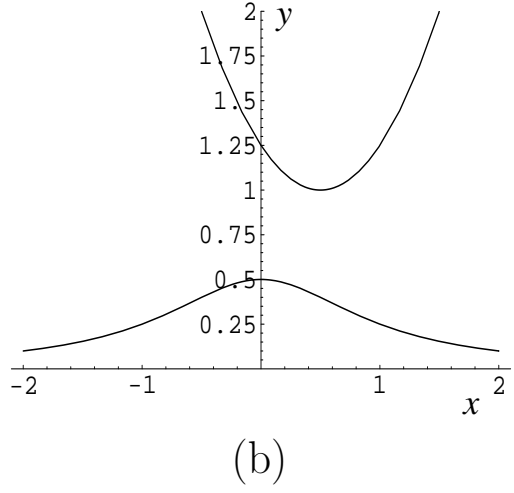
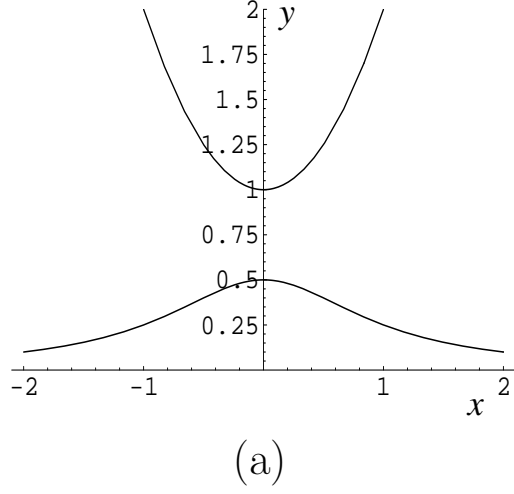


FIG. 4: The functions  $f_1(x)$  and  $f_2(x)$  are depicted, for  $A = B = +1$ ,  $C = 0.5$  (so that  $D = AB - C > 0$ ),  $x_2 = 0$  and (a)  $x_1 = 0$  (equal group velocities); (b)  $x_1 = 0.5$  (different group velocities). We see that a finite group velocity mismatch has no effect on a pair of (unstable, separately and together) waves.

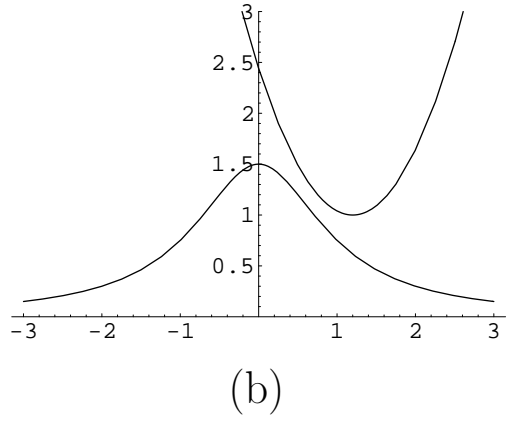
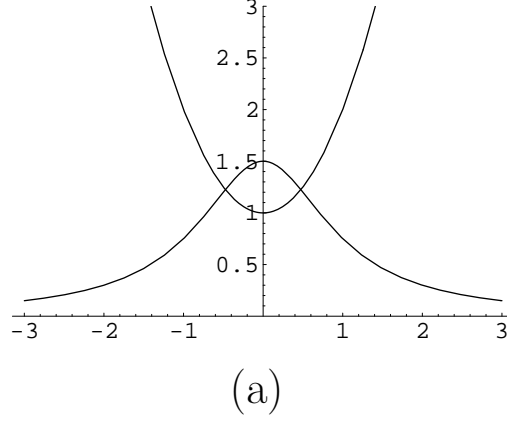
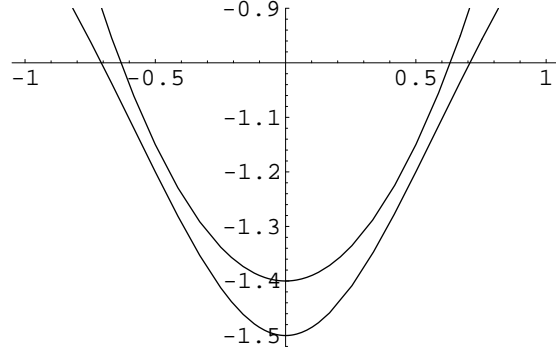
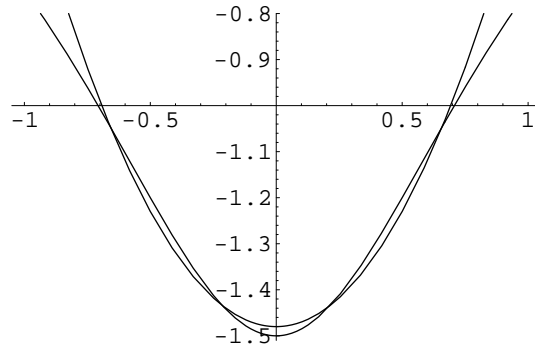


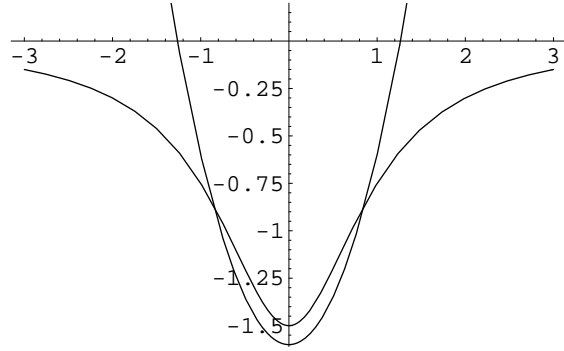
FIG. 5: The functions  $f_1(x)$  and  $f_2(x)$  are depicted, for  $A = B = +1$ ,  $C = 1.5$  (so that  $D = AB - C < 0$ ),  $x_2 = 0$  and (a)  $x_1 = 0$  (equal group velocities); (b)  $x_1 = 1.2$  (different group velocities). We see that the velocity mismatch has *no* (say, stabilizing) effect on the instability of a pair of (unstable, separately and together) waves.



(a)

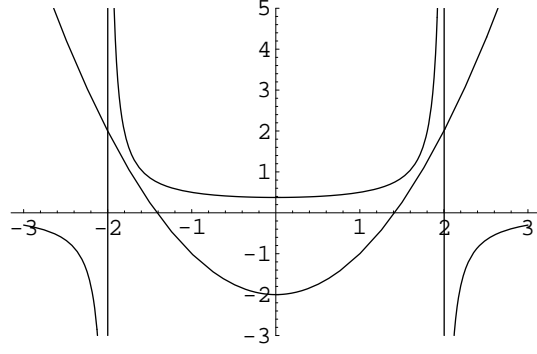


(b)

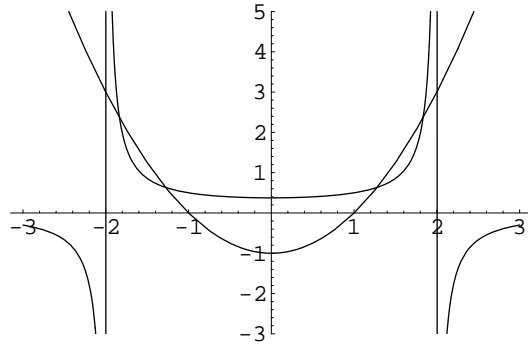


(c)

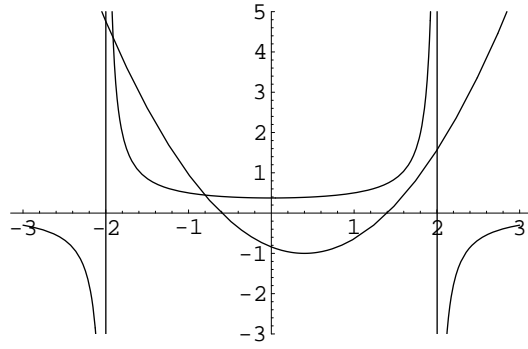
FIG. 6: *Stable-unstable* wave interaction: the functions  $f_1(x)$  and  $f_2(x)$  are depicted, for  $B = +1$ ,  $C = -1.5$ ,  $x_1 = x_2 = 0$  (equal group velocities) and (a)  $A = -1.4$  (2 common points); (b)  $A = -1.48$  (4 common points); (c)  $A = -1.6$  (2 common points). The (stable) configuration in (b) may be destabilized by a horizontal shift (velocity mismatch).



(a)



(b)



(c)

FIG. 7: *Stable-stable* wave interaction: the functions  $f_1(x)$  and  $f_2(x)$  are depicted, for  $B = -4$ ,  $C = -1.5$  and (a)  $A = -2$ ,  $x_1 = x_2 = 0$  (2 common points); (b)  $A = -1$ ,  $x_1 = x_2 = 0$  (4 common points); (c)  $A = -1$ ,  $x_1 = 0.4$ ,  $x_2 = 0$  (2 common points). The (stable) configuration in (b) may be destabilized by a horizontal shift (velocity mismatch).