

Parameter fluctuations in coupled chaotic systems

M. P. John,^{*} P.U. Jijo,[†] and V. M. Nandakumaran[‡]

International School of Photonics,

Cochin University of Science and Technology.

Cochin 682 022, India

(Dated: December 2, 2024)

Abstract

We consider the effect of parameter fluctuations on two coupled chaotic systems, namely, coupled Duffing oscillators and the directly modulated semiconductor laser systems. Results of our study show that parametric fluctuations do not drive the coupled chaotic systems out of their synchrony if the time average of the parameters of both the systems are identical and if the fluctuations are rapid. Also it is observed that for two systems to synchronize instantaneous values of the parameters need not match if the fluctuations are rapid compared to the characteristic periodicity of the systems.

PACS numbers: 05.45.Xt, 05.45.Ac, 05.45.+b

^{*}Electronic address: manupj@cusat.ac.in

[†]Electronic address: jijo@photonics.cusat.edu

[‡]URL: <http://www.photonics.cusat.edu>

Synchronization of Chaotic oscillations has attracted considerable interest in recent years. Physical systems such as lasers biological systems like brain and some chemical reactions show synchronized behavior. However, most of the studies regarding synchronization rely on numerical simulations. In such simulations it is usually assumed that the parameters of the systems are constant in time. In any real physical system, however, this may not be the case. The parameters may fluctuate due to various reasons. For example, in the case of a driven dissipative system, the frequency of the driving force can fluctuate because it is almost impossible to construct an oscillator that is cent per cent stable. We present some studies on the effect of parametric fluctuations in the coupled systems. We find that synchronism is possible if the average values of the parameters are equal. In addition to this, time scales associated with the fluctuations also play an important role. Higher fluctuation rates can withstand higher fluctuation amplitudes while lower fluctuation rates may drive the coupled system out of synchrony.

I. INTRODUCTION

Synchronization of chaotic systems [1, 2, 3, 4] has been an active area of research for over a decade. The studies on chaotic synchronization started with physical systems or mathematical models. Later it was found that chemical [5] as well as biological systems [6] exhibit some forms of synchronized behavior. One important criterion for synchronization of two coupled chaotic systems is that they should be identical. Identical systems refer to a set of system for which the parameters that define the systems are equal. A mismatch in parameters often leads to other types of synchronization such as a phase synchronization [7] or a lag synchronization [8]. In most of the numerical studies it is generally assumed that the parameters are constant in time. In a real physical system, however, the parameters can always fluctuate due to various reasons. This can be due to the internal instabilities present in the system or the perturbations from the environment. A good example would be the case of a periodically driven dissipative system, where the frequency of the driving force can fluctuate because it is impossible to construct an oscillator which is cent per cent stable. In such a situation the best one can do is to assume is that the fluctuations occur

around some mean value for which the system is designed. Though the averages are the same, there are several aspects that are to be considered. The most important among them are the amplitude of the fluctuation and the statistical features of the fluctuations.

In this paper we investigate the effect of parameter fluctuations using standard numerical techniques. We use a simple model for the parameter fluctuations, simple in the sense that fluctuations are allowed to follow known distributions such as the Gaussian or a uniform distribution. Though this may not be the actual nature of fluctuations in real physical systems, some features of the fluctuations can be inferred from these simulations. In nature the parametric fluctuations can have much more diverse features in their physical and statistical aspects. This together with noise can have significant role in determining synchronized behaviors that we observe. The effect of noise on synchronization has been investigated widely in the past. It has been shown that the noise induces effects such as bubbling in synchronized systems [9, 10, 11]. However, additive noise and parameter fluctuations may not be the same in all situations. Additive noise affects the phase space variables during the evolution and tries to push the system off the synchronization manifold. Parameter fluctuations on the other hand need not always affect the variables of the systems directly or in an additive manner. Fluctuations possess many interesting properties different from additive noise. Most significant among this is the robustness of synchronization to fluctuations when the average values are identical. We have also studied the effect of time scales of fluctuations.

II. PARAMETER FLUCTUATIONS

First step for analyzing the effect of parameter fluctuation is to identify a suitable parameter. It should be such that a mismatch in that parameter should have a significant effect on synchronization. We concentrate on the parameter ω which is the driving frequency of a non autonomous chaotic system. The reason for choosing this parameter is that these systems are highly sensitive to a mismatch in the parameter ω , which is also called a detuning between the drives [12]. We assume that parameters fluctuate during the evolution of the system, keeping their averages identical. Perturbations are applied to the parameter at chosen intervals. This is done numerically by modifying the angular frequencies of the

drives of both systems as

$$\omega_1 = \omega_0 + \xi_1(t) \quad (1)$$

$$\omega_2 = \omega_0 + \xi_2(t), \quad (2)$$

where, $\xi_1(t)$ and $\xi_2(t)$ are two delta correlated zero mean random variables. This causes the angular frequencies of the drives to fluctuate around a mean value ω_0 . To quantify such a fluctuation, we introduce a parameter $\widetilde{\Delta\omega}$, defined as

$$\widetilde{\Delta\omega} = \langle |\delta\omega(t)| \rangle_t, \quad (3)$$

where, $\delta\omega(t) = \omega_1(t) - \omega_2(t)$.

It is also possible to consider cases where the averages are not identical. This give rise to a fixed parameter mismatch which is represented by $\Delta\omega$. This scheme is applied to any parameter that is fluctuating.

A. The Duffing Oscillator

Duffing oscillator is a well known prototype for nonlinear studies and shows chaotic behavior for certain regions of the parameter space. This system is a well studied one and has been physically realized both mechanically and using analog electronic circuits [13, 14]. The equation of the double well Duffing oscillator is given by

$$\ddot{x} + \alpha\dot{x} + x + x^3 = f \cos(\omega t), \quad (4)$$

which can also be written as a set of coupled first order differential equations of the form

$$\begin{aligned} \dot{x} &= y \\ \dot{y} &= -\alpha y + x - x^3 + f \cos(z) \\ \dot{z} &= \omega, \end{aligned}$$

where, $\alpha = 0.35$ is the damping parameter, $f = 0.1$ is the external driving force, and $\omega = 1$ is the angular frequency of the external drive. The system exhibits chaotic behavior for these parameter values. The Duffing oscillator has a simple dynamics and the results obtained with it can be generalized to other driven systems [15]. We now consider two

Duffing oscillators that are bidirectionally coupled under the following scheme

$$\begin{aligned}
\dot{x}_1 &= y_1 + C(x_2 - x_1) \\
\dot{y}_1 &= -\alpha y_1 + x_1 - x_1^3 + \beta \cos(z_1) \\
\dot{z}_1 &= \omega_1 \\
\dot{x}_2 &= y_2 + C(x_1 - x_2) \\
\dot{y}_2 &= -\alpha y_2 + x_2 - x_2^3 + \beta \cos(z_2) \\
\dot{z}_2 &= \omega_2,
\end{aligned} \tag{5}$$

with $C = 0.35$ as the coupling constant. Variation in coupling strength can have some effect on the stability of synchrony in the presence of perturbations. Here we choose a coupling strength that best suits for the illustration of the concepts.

B. Coupled System of Directly Modulated Semiconductor Lasers

A similar analysis can be applied to a coupled system of long wavelength semiconductor lasers. Synchronization has been studied in various laser systems [16, 17, 18, 19] and the directly modulated semiconductor lasers which we have specifically chosen are widely used in optical fiber communication. Numerical studies show that directly modulated semiconductor lasers working in the chaotic regime [20] can be used for chaotic encryption based cryptographic schemes [21]. As in the case of the Duffing oscillator, this system of coupled lasers is also sensitive to small detuning in the modulating frequency. The dynamical equations of this laser system [20] are given by

$$\frac{dN}{dt} = \left(\frac{1}{\tau_e}\right)\left[\left(\frac{I}{I_{th}}\right) - N - \left\{\frac{(N - \delta)}{(1 - \delta)}\right\}P\right] \tag{6}$$

$$\frac{dP}{dt} = \left(\frac{1}{\tau_p}\right)\left[\frac{N - \delta}{1 - \delta}(1 - \epsilon P)P - P + \beta N\right], \tag{7}$$

where, N and P are the normalized carrier and photon densities respectively. $\tau_e = 3 \text{ ns}$ and $\tau_p = 6 \text{ ps}$ are the electron and photon life times. $\delta = 692 \times 10^{12}$ and $\beta = 5 \times 10^{-5}$ are two dimensionless parameters and $I_{th} = 26 \text{ mA}$ is the threshold current. The current injected to the laser $I(t)$ is given by

$$I(t) = I_b + I_m \sin(\omega t). \tag{8}$$

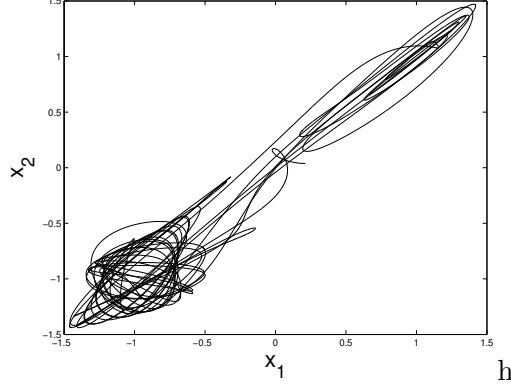


FIG. 1: Synchronization is lost with a fixed detuning $\Delta\omega = 0.08$ between the drives.

Here, $I_b = 40.3 \text{ mA}$ is the biasing current, $I_m = 14.56 \text{ mA}$ defines the strength of the modulation and the angular frequency of the drive $\omega = 5.027 \times 10^9 \text{ rad/s}$.

Two such laser systems can be synchronized if an optoelectronic feedback [21] proportional to the difference between the photon densities of both systems is given to the modulating current of the second system. This implies that the current in the response system gets modified by the difference in photon density fluctuations as

$$I_2(t) = I_{b2} + I_{m2} \sin(2\pi f_2 t) + C(P_1 - P_2), \quad (9)$$

where the coupling constant $C = 0.003105$. The coupled set of equations in this case is,

$$\frac{dN_1}{dt} = \left(\frac{1}{\tau_e}\right) \left[\left(\frac{I_1}{I_{th}}\right) - N_1 - \left\{ \frac{(N_1 - \delta)}{(1 - \delta)} \right\} P_1 \right] \quad (10)$$

$$\frac{dP_1}{dt} = \left(\frac{1}{\tau_p}\right) \left[\frac{N_1 - \delta}{1 - \delta} (1 - \epsilon P_1) P_1 - P_1 + \beta N_1 \right] \quad (11)$$

$$I_1(t) = I_{b1} + I_{m1} \sin(z_1) \quad (12)$$

$$\dot{z}_1 = \omega_1 \quad (13)$$

$$\frac{dN_2}{dt} = \left(\frac{1}{\tau_e}\right) \left[\left(\frac{I_2}{I_{th}}\right) - N_2 - \left\{ \frac{(N_2 - \delta)}{(1 - \delta)} \right\} P_2 \right] \quad (14)$$

$$\frac{dP_2}{dt} = \left(\frac{1}{\tau_p}\right) \left[\frac{N_2 - \delta}{1 - \delta} (1 - \epsilon P_2) P_2 - P_2 + \beta N_2 \right] \quad (15)$$

$$I_2(t) = I_{b2} + I_{m2} \sin(z_2) + C(P_1 - P_2) \quad (16)$$

$$\dot{z}_2 = \omega_2 \quad (17)$$

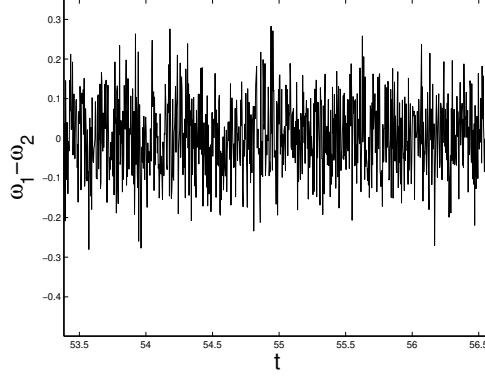


FIG. 2: Coupled systems possess a mutual detuning at any instant of time. Duffing oscillator with $\widetilde{\Delta\omega} = 0.08$.

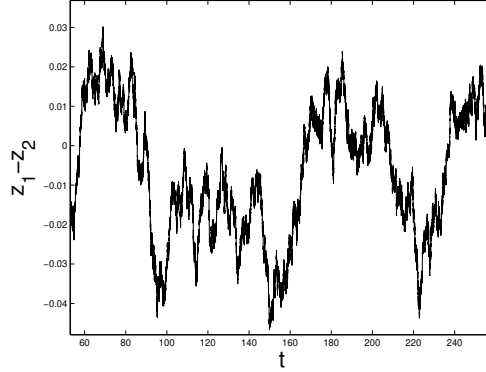


FIG. 3: The relative phases of the two coupled Duffing oscillator under parametric fluctuations.

III. RESULTS

In our simulations it is observed that for a coupled system of duffing oscillators whenever a fixed detuning exists between the two systems, the synchronism is short lived as shown in FIG. 1. The reason for this is that with a fixed parameter mismatch $\Delta\omega$ the relative phase grow in time as $\Delta\omega t$. Yin *et al* [12] have made a thorough analysis about the effect of a fixed detuning between the drives. Growth of relative phase is the most important reason for the sensitivity shown by driven systems to detuning.

When we incorporated fluctuations to the driving frequency, there exists a mutual detuning between the systems as shown in FIG.2. Unlike the previous case, here the mutual phase difference does not grow in time. It remains in and around zero and a phase difference that is needed for complete destruction of synchronism never occurs. FIG. 3 shows the

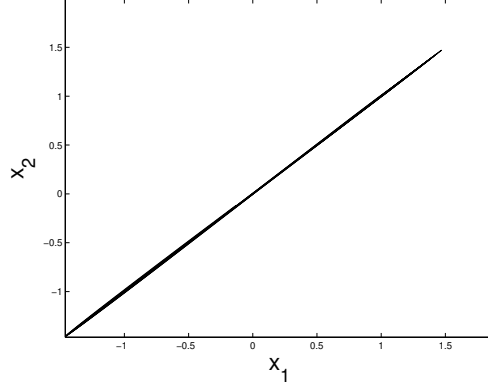


FIG. 4: Synchronism is robust to zero mean fluctuations in the parameter, coupled Duffing oscillators with $\widetilde{\Delta\omega} = 0.08$

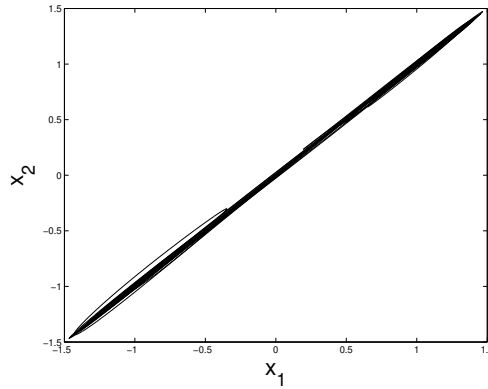


FIG. 5: The Phase space plot showing synchronization in the presence of uniform distribution for ω_1 and Gaussian distribution for ω_2 with $\widetilde{\Delta\omega} = 0.08$.

relative phase of the drives. Fig. 4 shows a stable synchronism between two coupled duffing oscillators with reasonably high fluctuation amplitudes in ω .

We also studied the case where the damping parameter α fluctuates, it was found that the synchronized state is robust to parametric fluctuations. The similarity function,

$$S^2(\tau) = \frac{\langle [x(t+\tau) - x(t)]^2 \rangle}{[\langle x^2(t) \rangle \langle x^2(t) \rangle]^{\frac{1}{2}}}, \quad (18)$$

has been calculated for obtained synchronism. It is seen that the error in synchrony, $S^2(0)$, is comparable to the constant parameter condition for moderate fluctuations. This is a case where the fluctuations cause a multiplicative perturbation.

In another simulation we used different distributions for fluctuations. In a Duffing oscillator we assumed a uniform distribution for fluctuations $\xi_1(t)$ in the first system and a

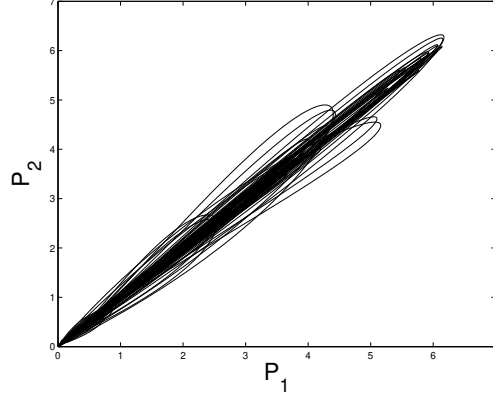


FIG. 6: The phase plot of the photon densities of the coupled laser systems under parametric fluctuations for $\widetilde{\Delta\omega} = 1.92 \times 10^6$.

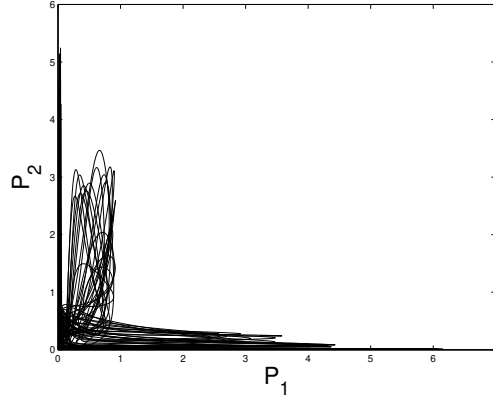


FIG. 7: Synchronization plot of the photon densities of the coupled laser systems under fixed detuning. $\Delta\omega = 1.92 \times 10^6$.

Gaussian distribution for $\xi_2(t)$ in the second system. From Fig 5 It can be seen that the system synchronizes, which tells that the exact nature of distributions is not significant if the fluctuations are rapid.

Results obtained for the Duffing oscillator are found to be similar to those for the coupled system of directly modulated semiconductor lasers. It can be seen from Fig. 6 that the system synchronizes with zero mean fluctuations in the frequency where as synchronism is lost with a fixed detuning. This has another important implication that for synchronizing such laser systems phase corrections for drives have to be incorporated. It is a real challenge how this can be done in the GHz regime.

IV. STABILITY UNDER FLUCTUATIONS

The stability of synchronization against parametric fluctuations can be explained using the dynamical equations of the coupled systems. Two systems whose states are represented by the variables X_1, X_2 and with parameters p_1 and p_2 are synchronized when $|X_1 - X_2| \leq \varepsilon$, where ε is some small number. Using the dynamical equations of the coupled system,

$$\dot{X}_1 = F_1(p_1, X_1, X_2) \quad (19)$$

$$\dot{X}_2 = F_2(p_2, X_1, X_2). \quad (20)$$

We can write an equation for the rate of separation $X_1 - X_2$ of the trajectories as,

$$\frac{d(X_1 - X_2)}{dt} = \dot{X}_1 - \dot{X}_2 = M(p_1, p_2, X_1, X_2), \quad (21)$$

where, $M(p_1, p_2, X_1, X_2)$ is a function of the dynamical variables and the parameters of the coupled systems. This can be written as the sum of two terms,

$$M(X_1, X_2) = S(X_1, X_2) + E(X_1, X_2). \quad (22)$$

This comes from the fact that for a function $\Omega(p, X)$, we can write for small Δp and neglecting its higher powers

$$\Omega(p + \Delta p, X) = \Omega(p, X) + \Delta p \frac{\partial \Omega(p, X)}{\partial p}. \quad (23)$$

This can be valid for functions in the dynamical equations of a chaotic system if the parameter values are not near a bifurcation point. Using the above relation, with $p_1 = p_0 + \Delta p_1$ and $p_2 = p_0 + \Delta p_2$, we obtain

$$S(X_1, X_2) = F_1(p_0, X_1, X_2) - F_2(p_0, X_1, X_2)$$

and

$$E(X_1, X_2) = \Delta p_1 \frac{\partial F_1(p, X_1, X_2)}{\partial p} \Big|_{p=p_0} - \Delta p_2 \frac{\partial F_2(p, X_1, X_2)}{\partial p} \Big|_{p=p_0} .$$

Here, $S(X_1, X_2)$ represents the quantity which offers a stable synchronization manifold, that is, with $S(X_1, X_2)$ alone in the right hand side of the separation equation, coupled systems synchronize as $t \rightarrow \infty$. The conditions for such a synchronization is widely discussed in literature [22]. The term $E(X_1, X_2)$ represents the effect of the parameter mismatch. Coupled systems can synchronize if the overall effect of this term is zero as $t \rightarrow \infty$. This can happen in two ways; viz. if there is no parameter mismatch, that is when $\Delta p_1 = 0$ and $\Delta p_2 = 0$, or if the effect of parameter mismatch is fluctuating rapidly around zero such that its overall contribution towards X is zero asymptotically. From the expression that we have obtained for $E(X_1, X_2)$ this can be written as the sum of terms of the form $\Delta p e(X_1, X_2)$. Here Δp is the instantaneous parameter mismatch and $e(X_1, X_2)$ is a function of the variables. Since Δp is rapidly fluctuating zero mean quantity and $e(X_1, X_2)$ is a slowly varying function of the phase space variables, the net contribution of the term $E(X_1, X_2)$ towards the error in synchrony will be negligible. This can be illustrated in a case where ω , the frequency of the drives fluctuates. For a diverging system, the error in phases is $z = z_1 - z_2$ and the rate of growth $\dot{z} = \dot{z}_1 - \dot{z}_2$, which in turn gives

$$\dot{z} = \omega_1 - \omega_2. \quad (24)$$

Since we defined $\omega_1 = \omega_0 + \xi_1(t)$ and $\omega_2 = \omega_0 + \xi_2(t)$, \dot{z} becomes $\xi_1(t) - \xi_2(t)$, which is rapidly oscillating and has zero mean thus not contributing significantly towards net phase mismatch. Likewise, the mechanism of a zero mean can be analyzed in most of the cases.

It is worthwhile to see the effect of fluctuations when they are not canceling out. This can happen when the fluctuation rates are low. Also in this section we show that the rate of fluctuation or the scaling is important while studying the effect of perturbations to the coupled system. Numerically it is found that $\widetilde{\Delta\omega}$ is not the only factor that decides the quality of synchronization. For the semiconductor laser system, when we apply the perturbations to the parameter at a rate of 10^{12} with an amplitude $\widetilde{\Delta\omega} = 1.92 \times 10^6 \text{ rad/s}$, we obtained a synchronized state as given in FIG. 5. When the fluctuation rate is lowered to 10^{10} , it is seen that the synchronization is destroyed considerably with this value of $\widetilde{\Delta\omega}$. That is, with a lower fluctuation rate there is some contribution of the effect of parameter mismatch to the separation of trajectories or the effect of fluctuations does not cancel out. This is shown in FIG. 8. However, the synchronization can be retained by reducing $\widetilde{\Delta\omega}$

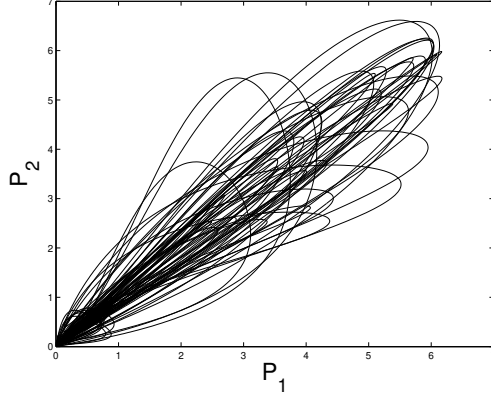


FIG. 8: Synchronization is corrupted when the rate of fluctuations is low.

which implies that higher the fluctuation rate the better is the tolerance to higher fluctuation amplitudes for a given coupling constant.

V. CONCLUSIONS

In this paper we have presented some results on the effect of parameter fluctuations. We have shown that the parameter fluctuations can have significant effect on synchronization of coupled chaotic systems. Slight parameter mismatches may not be a serious problem in some cases, but it can affect synchronization in situations like that we have discussed. Though it is not possible to avoid parameter fluctuations, it is sufficient to keep the averages identical if the fluctuations are rapid compared to the characteristic periodicity of the systems. However, the behavior of the parametric fluctuations in a real physical system will not be as simple as the case we have discussed. We hope that further studies concerning the nature of fluctuations in real physical systems can contribute significantly to an understanding of synchronization in oscillatory systems.

VI. ACKNOWLEDGMENTS

We gratefully acknowledge fruitful discussions of this work with S. Rajesh. First two authors are supported by the Council for Scientific and Industrial Research (CSIR), New

Delhi.

-
- [1] T. Yamada and H. Fujisaka, Prog. Theor. Phys. **70**, 1240 (1983).
 - [2] L. M. Pecora and T. L. Carroll, Phys. Rev. Lett. **64**, 821 (1990).
 - [3] T. L. Carroll and L. M. Pecora, IEEE Trans. Circuits Syst. **38**, 453 (1991).
 - [4] T. L. Carroll and L. M. Pecora, IEEE Trans. Circuits Syst., II **40**, 646 (1995).
 - [5] I. Z. Kiss and J. L. Hudson, Phys. Rev. E **64**, 46215 (2001).
 - [6] P. Richard, B. M. Bakker, B. Teusink, K. V. Dam, and H. V. Westerho, Eur. J. Biochem., **235**, 238 (1996).
 - [7] M. G. Rosenblum, A. S. Pikovsky, and J. Kurths, Phys. Rev. Lett. **78**, 4193 (1997).
 - [8] M. G. Rosenblum, A. S. Pikovsky, and J. Kurths, Phys. Rev. Lett. **76**, 1804 (1996).
 - [9] J. F. Heagy, T. L. Carroll, and L. M. Pecora, Phys. Rev. E **52**, 1253 (1995).
 - [10] P. Ashwin, J. Buescu, , and I. Stewart, Phys. Lett. A **193**, 126 (1994).
 - [11] D. J. Gauthier and J. C. Bienfang, Phys. Rev. Lett. **77**, 1751 (1996).
 - [12] H. W. Yin, J. H. Dai, and H. J. Zhang, Phys. Rev. E **58**, 5683 (1998).
 - [13] K. Murali and M. Lakshmanan, Phys. Rev. E **49**, 4882 (1994).
 - [14] K. Murali and M. Lakshmanan, Phys. Rev. E **48**, 1624 (1993).
 - [15] J. Guckenheimer and P. Holmes, *Nonlinear Oscillations, Dynamical Systems, and Bifurcations of Vector Fields* (Springer-Verlag, New York, 1983).
 - [16] T. Sugawara, M. Tachikawa, T. Tsukamoto, and T. Shimizu, Phys. Rev. Lett. **72**, 3502 (1994).
 - [17] R. Roy and K. S. T. Jr., Phys. Rev. Lett. **72**, 2009 (1994).
 - [18] P. Colet and R. Roy, Opt. Lett. **19**, 2056 (1994).
 - [19] D. Y. Tang, R. Dykstra, M. W. Hamilton, and N. R. Heckenberg, Phys. Rev. E **57**, 5247 (1998).
 - [20] G. P. Agrawal, Appl. Phys. Lett. **49**, 1013 (1986).
 - [21] V. Bindu and V. M. Nandakumaran, J. Opt. A: Pure Appl. Opt. **4**, 115 (2002).
 - [22] L. M. Pecora, T. L. Carroll, G. A. Johnson, and D. J. Mar, Chaos **7**, 520 (1997).