

On the motion of a heavy rigid body in an ideal fluid with circulation

Alexey V. Borisov, Ivan S. Mamaev

Institute of Computer Science, Udmurt State University

1, Universitetskaya str., 426034 Izhevsk, Russia

Phone/Fax: +7-3412-500295, E-mail: borisov@rcd.ru, mamaev@rcd.ru

November 5, 2018

Abstract

Chaplygin's equations describing the planar motion of a rigid body in an unbounded volume of an ideal fluid involved in a circular flow around the body are considered. Hamiltonian structures, new integrable cases, and partial solutions are revealed, and their stability is examined. The problems of non-integrability of the equations of motion because of a chaotic behavior of the system are discussed.

1 Introduction and a review of the known results.

S. A. Chaplygin [4] considered a general problem regarding the forces and momenta that impact an arbitrary rigid body involved in a parallel-plane motion in an unbounded volume of an ideal incompressible fluid. More specific formulations were studied earlier by N. E. Zhukovski [22, 23], who considered the application of his formula for the lifting force to the description of heavy body falling in a fluid. However, these formulations yielded an unrealistic conclusion that the rotational and translational motions are independent, thus showing that additional analysis is required. The necessary analysis was made by S. A. Chaplygin.

Chaplygin made general assumptions that the fluid motion is vortex-free with a zero velocity at the infinity, and the fluid circulation around the body is constant. He observed that this form of equations holds true if the propeller propulsion does not change its direction with respect to the body (aircraft) and the drag equilibrates this propulsion at any moment. Although this assumption resulted in the conclusion that the aircraft will have a directional stability, which is not true (the aircraft trajectory may be winding), some general conclusions that can be drawn from this study allow a remarkable mechanical interpretation. They are of both theoretical and practical interest even in the context of modern applied aerohydrodynamics.

S. A. Chapygin [3] considered the case of a circulation-free planar flow around a body and suggested a remarkable form of equations, which unfortunately he has

not studied at all (equations with a similar form describe the falling of a body of rotation in a fluid under the same conditions). Originally written in 1890 as his student essay, this work was published only in 1933 as part of Chaplygin's Collected Works. Independently and at about the same time D.N. Goryachev [8] (1893) and V.A. Steklov [20] (1894) obtained the same equations and described their simplest qualitative properties. In particular, V.A. Steklov showed that, as the body falls, the amplitude of its oscillations with respect to the horizontal axis decreases while the frequency of these oscillations increases. He made this remark in an addendum to his book [20], in which the analysis of the asymptotic behavior was made with some mistakes. In essence, V.A. Steklov formulated the problem of asymptotic description of the behavior of a heavy rigid body during its fall. This problem was solved by V.V. Kozlov [9], who showed that, under almost all initial conditions, the body tends to fall at a uniform acceleration with its wider side up and oscillates around the horizontal axis with an increasing frequency of the order of t and a decreasing amplitude with an order of $1/\sqrt{t}$. Asymptotic motions with different numbers of half-turns were analyzed numerically in [5]. The asymptotic behavior of a body falling without initial impact was studied in [18].

The effect of an abrupt ascent was described and studied in [6]. Under conditions of vortex-free flow around the body, it is assumed that, in the initial moment, the wider side of the body is horizontal and the body has a horizontal velocity. In the

following moments, the body starts moving downward. However, if its apparent mass in the lateral direction is sufficiently large, the body will next abruptly move upward with its narrower side up and rise higher than its initial elevation.

More general equations describing a non-planar motion of a heavy rigid body in an unbounded volume of an ideal fluid involved in a vortex-free motion and resting at the infinity were also obtained in [3] (more compact form of these equations is presented in [10]). They generalize the well-known Kirchhoff equations, which are known to neglect the force of gravity. As was shown in [10], if a rigid body has three mutually orthogonal planes of symmetry, this body, when falling freely, asymptotically tends to take the position when its axis with the maximum added mass is vertical. Such body can also rotate around this axis.

A particular case of existence of the Hessian integral for the general equations [3] is described in [2]. In this case, the equations can be reduced to a simpler form analogous to the planar case. It is worth mentioning that a planar motion of a rigid body in a resisting medium is considered in [11]. For various models of hydrodynamic forces, some numerical and experimental results concerned with the falling motion of a heavy body in a fluid are presented in the papers [1, 21, 7, 17, 15]. An elementary analysis of the motion of a body in a resisting medium was first performed by Maxwell in [16].

Now let us return to the problem of a planar circular motion of a rigid body, which is the focus of this study. The equations of motion for this problem were suggested

by S. A. Chaplygin in [4]. It was studied in [12] with some specific assumptions (as compared with [4]).

Circulation makes the motion of the rigid body more complicated. In [12], cases of stationary motion are found and their stability is examined. An integrable case and certain classes of particular solutions analogous to Zhukovski's solutions [22, 23] are proposed.

In this paper, we will propose the Hamiltonian form of the general equations, and show new cases of integrability and classes of new particular solutions. We will also show that in the general case, the equations [4] are not integrable and their behavior is chaotic.

2 General equations of motion. Lagrangian and Hamiltonian descriptions.

We choose a moving coordinate system $O_1x_1x_2$ which is fixed to the body. The position of this system with respect to the fixed frame is characterized by the coordinates (x, y) of its origin O_1 and the rotation angle φ . Let us assume that (ξ, η) are the Cartesian coordinates of the center of masses in the moving coordinates, I is the constant circulation around the body, ρ is the fluid density; v_1, v_2 are the projections of the linear velocity of the center O_1 onto the moving axes. Let us assume also that Q_1, Q_2 are the projections of the external forces onto the moving

axes, ω is the angular velocity of the body, and M_1 is the momentum of the external forces relative to the center of masses.

Explicit evaluation of the forces and momenta associated with the circulation flow around a body was used in [4] to derive the following equations, which are similar to the Kirchhoff equations:

$$\begin{aligned}
a_1 \dot{v}_1 &= a_1 \omega v_2 - \lambda v_2 - \zeta \omega - Q_1, \\
a_2 \dot{v}_2 &= -a_2 \omega v_1 + \lambda v_1 + \chi \omega - Q_2, \\
b \dot{\omega} &= (a_1 - a_2) v_1 v_2 + \zeta v_1 - \chi v_2 - M_1 + \xi Q_2 - \eta Q_1, \\
\dot{\varphi} &= \omega, \\
\dot{x} &= (\boldsymbol{\alpha}, \mathbf{v}) = v_1 \cos \varphi - v_2 \sin \varphi, \\
\dot{y} &= (\boldsymbol{\gamma}, \mathbf{v}) = v_1 \sin \varphi + v_2 \cos \varphi,
\end{aligned} \tag{1}$$

where $\boldsymbol{\alpha} = (\cos \varphi, -\sin \varphi)$, $\boldsymbol{\gamma} = (\sin \varphi, \cos \varphi)$, $\mathbf{v} = (v_1, v_2)$.

In equations (1) a_1, a_2, b are added masses and momentum, $\lambda = I\rho$, $\zeta = I\rho\mu_1$, $\chi = I\rho\lambda_1$. Parameters ζ, χ , proportional to the circulation I , are associated with the asymmetry of the body, and their evaluation is described in [4]. In the general case with circulation and asymmetry of the body $\zeta \neq 0$, $\chi \neq 0$, these parameters cannot be eliminated by any choice of a coordinate system fixed to the body.

Remark. *Equations (1) were proposed by S.A. Chaplygin in 1926 and somewhat later (and presumably independently) were derived by Lamb and Glowert in 1929 [14]. Unlike Chaplygin [4], the behavior of solutions of these equations was not*

analyzed in these works.

It is worth mentioning that equations similar to (1) describe the planar motion of a rigid body in an ideal fluid with a uniform vorticity. The motion of a circular cylinder in a fluid with a uniformly distributed vorticity (for different boundary conditions) was analyzed by Prudeman and Taylor [14]. In this case, the equations of motion are reduced to a simplest linear system. The general (even planar) motion of an arbitrary rigid body is very complicated and has not been analyzed yet.

If all forces are potential, we have

$$\begin{aligned} Q_1 &= \frac{\partial U}{\partial x} \cos \varphi + \frac{\partial U}{\partial y} \sin \varphi, \\ Q_2 &= -\frac{\partial U}{\partial x} \sin \varphi + \frac{\partial U}{\partial y} \cos \varphi, \\ M_1 - \zeta Q_2 + \eta Q_1 &= \frac{\partial U}{\partial \varphi}, \end{aligned} \tag{2}$$

where the function $U = U(x, y, \varphi)$ is the potential. In this case, equations (3) have the integral of energy

$$H = T + U = \frac{1}{2}(a_1 v_1^2 + a_2 v_2^2 + b \omega^2) + U, \tag{3}$$

where the kinetic energy T of the (“body + fluid”) system is written in the diagonal form after translations and rotation of the moving coordinate system.

It can be shown that the forces caused by circulation are generalized potential forces and the equations of motion (in the case of potential external forces) can be

written in the Lagrangian form

$$\begin{aligned}
\frac{d}{dt} \left(\frac{\partial L}{\partial v_1} \right) &= \omega \frac{\partial L}{\partial v_2} + \frac{\partial L}{\partial x} \alpha_1 + \frac{\partial L}{\partial y} \gamma_1 \\
\frac{d}{dt} \left(\frac{\partial L}{\partial v_2} \right) &= -\omega \frac{\partial L}{\partial v_1} + \frac{\partial L}{\partial x} \alpha_2 + \frac{\partial L}{\partial y} \gamma_2 \\
\frac{d}{dt} \left(\frac{\partial L}{\partial \omega} \right) &= v_2 \frac{\partial L}{\partial v_1} - v_1 \frac{\partial L}{\partial v_2} + \frac{\partial L}{\partial \varphi}
\end{aligned} \tag{4}$$

$$\dot{\varphi} = \omega, \quad \dot{x} = (\boldsymbol{\alpha}, \mathbf{v}), \quad \dot{y} = (\boldsymbol{\gamma}, \mathbf{v}),$$

where the Lagrangian function has the form

$$L = T - U - (x \sin \varphi - y \cos \varphi) \left(\frac{\lambda}{2} v_1 + \chi \omega \right) - (x \cos \varphi + y \sin \varphi) \left(\frac{\lambda}{2} v_2 + \zeta \omega \right). \tag{5}$$

Remark. *The Lagrangian function is chosen in a symmetric calibration; recall that the summands that are linear with respect to velocities are determined to a total differential of an arbitrary function.*

Equations (4) are Poincaré equations on the group of motions of the plane $E(2)$ [2]; using the Legendre transformation we can represent them in the Hamiltonian form (Poincaré–Chetaev equations) with a Hamiltonian containing terms linear in the momenta. It was found [11], that the equations of motion for generalized potential systems can be conveniently represented in the slightly modified variables:

$$p_1 = \frac{\partial T}{\partial v_1} = a_1 v_1, \quad p_2 = \frac{\partial T}{\partial v_2} = a_2 v_2, \quad M = \frac{\partial T}{\partial \omega} b \omega.$$

Using the Legendre transformation for new variables, we find the Hamiltonian:

$$H = (\mathbf{p}, \mathbf{v}) - L = \frac{1}{2} \left(\frac{p_1^2}{a_1} + \frac{p_2^2}{a_2} + \frac{M^2}{b} \right) + U(x, y, \varphi). \tag{6}$$

The obtained equations of motion have the form similar to that of the Poincaré–Chetaev equations:

$$\begin{aligned}
\dot{p}_1 &= p_2 \frac{\partial H}{\partial M} - \frac{\partial H}{\partial x} \alpha_1 - \frac{\partial H}{\partial y} \gamma_1 - \lambda \frac{\partial H}{\partial p_2} - \zeta \frac{\partial H}{\partial M}, \\
\dot{p}_2 &= -p_1 \frac{\partial H}{\partial M} - \frac{\partial H}{\partial x} \alpha_2 - \frac{\partial H}{\partial y} \gamma_2 + \lambda \frac{\partial H}{\partial p_1} - \chi \frac{\partial H}{\partial M}, \\
\dot{M} &= p_1 \frac{\partial H}{\partial p_2} - p_2 \frac{\partial H}{\partial p_1} - \frac{\partial H}{\partial \varphi} + \zeta \frac{\partial H}{\partial p_1} - \chi \frac{\partial H}{\partial p_2}, \\
\dot{\varphi} &= \frac{\partial H}{\partial M}, \quad \dot{x} = \left(\boldsymbol{\alpha}, \frac{\partial H}{\partial \mathbf{p}} \right), \quad \dot{y} = \left(\boldsymbol{\gamma}, \frac{\partial H}{\partial \mathbf{p}} \right)
\end{aligned} \tag{7}$$

and the Poisson bracket of these variables contains “additional circulation terms” (hygroscopic terms):

$$\begin{aligned}
\{M_1, p_1\} &= -p_2 + \zeta, \quad \{M, p_2\} = p_1 - \chi, \quad \{p_1, p_2\} = -\lambda, \\
\{M, \varphi\} &= -1, \quad \{M, x\} = \{M, y\} = 0, \\
\{p_1, x\} &= -\alpha_1, \quad \{p_2, x\} = -\alpha_2, \quad \{p_1, y\} = -\gamma_1, \quad \{p_2, y\} = -\gamma_2.
\end{aligned} \tag{8}$$

The rank of this Poisson structure is equal to 6; therefore, the system (7) can be reduced to a canonical system with three degrees of freedom.

3 Motion in the gravity field.

In this case, the potential energy of the system can be written in the form $U = \mu(y + \xi \sin \varphi + \eta \cos \varphi)$, and its Hamiltonian (7) has the form

$$H = \frac{1}{2} \left(\frac{p_1^2}{a_1} + \frac{p_2^2}{a_2} + \frac{M^2}{b} \right) + \mu(y + \xi \sin \varphi + \eta \cos \varphi). \tag{9}$$

The system (7), (9) admits an autonomous and a non-autonomous integral, which correspond to the projections of the momentum on the fixed axes Ox and Oy (see figure 1):

$$\begin{aligned} p_x &= p_1 \cos \varphi - p_2 \sin \varphi + \lambda y + \zeta \sin \varphi - \chi \cos \varphi = c_1, \\ p_y &= p_2 \sin \varphi + p_2 \cos \varphi - \lambda x - \zeta \cos \varphi - \lambda \sin \varphi = \mu t + c_2, \\ c_1 &= \text{const}, c_2 = \text{const}, \end{aligned} \tag{10}$$

which are not commutative $\{p_x, p_y\} = \lambda$.

To perform a reduction by one degree of freedom we express y from $p_x = c_1$ and substitute it into the Hamiltonian (9):

$$\begin{aligned} H &= \frac{1}{2} \left(\frac{p_1^2}{a_1} + \frac{p_2^2}{a^2} + \frac{M^2}{b} \right) + \frac{\mu}{\lambda} (-p_1 \cos \varphi + p_2 \sin \varphi) + \\ &\quad + \mu \left(\left(\xi - \frac{\zeta}{\lambda} \right) \sin \varphi + \left(\eta + \frac{\chi}{\lambda} \right) \cos \varphi \right). \end{aligned} \tag{11}$$

This reduced Hamiltonian depends only on the variables p_1 , p_2 , M and φ , the Poisson brackets of which, according to (8), form a closed subalgebra with a rank of 4. Thus, we have a reduced system with two degrees of freedom, which can be written in the canonical form (see below). However, we will not use the canonical form, but algebrise the reduced system to even greater extent with the help of

dependent variables $\gamma_1 = \sin \varphi$, $\gamma_2 = \cos \varphi$:

$$\begin{aligned}
H &= \frac{1}{2} \left(\frac{p_1^2}{a_1} + \frac{p_2^2}{a_2} + \frac{M^2}{b} \right) - \frac{\mu}{\lambda} ((\mathbf{p} - \mathbf{s}), \mathbf{J}\boldsymbol{\gamma}) + \mu(\mathbf{r}, \boldsymbol{\gamma}), \\
\dot{\mathbf{p}} &= \frac{\partial H}{\partial \mathbf{M}} \mathbf{J}(\mathbf{p} - \mathbf{s}) - \mu \boldsymbol{\gamma} - \lambda \mathbf{J} \frac{\partial H}{\partial \mathbf{p}}, \\
\dot{M} &= \left(\mathbf{p} - \mathbf{s}, \mathbf{J} \frac{\partial H}{\partial \mathbf{p}} \right) - \mu(\mathbf{r}, \mathbf{J}\boldsymbol{\gamma}), \\
\dot{\boldsymbol{\gamma}} &= \frac{\partial H}{\partial M} \mathbf{J}\boldsymbol{\gamma},
\end{aligned} \tag{12}$$

where $\mathbf{p} = (p_1, p_2)$, $\boldsymbol{\gamma} = (\gamma_1, \gamma_2)$, $\mathbf{J} = \begin{vmatrix} 0 & 1 \\ -1 & 0 \end{vmatrix}$, $\mathbf{s} = (\chi, \zeta)$, $\mathbf{r} = (\xi, \eta)$.

The system has two obvious integrals — energy H and geometric integral $\gamma_1^2 + \gamma_2^2 = 1$. Since the system is Hamiltonian, for being integrable it requires one more additional integral (although this system can be integrated by the Euler–Jacobi method because the equations (12) conserve the standard invariant measure).

Note that the system (12) has an important mechanical meaning, its form is as simple as that of the Euler–Poisson equations, and analogous formulations of problems are quite meaningful for this system. The first aspect relates to the integrability of the system (12).

Canonical variables. Using the algorithm described in [2], it is easy to construct canonical variables analogous to the Anduaye variables in the rigid body dynamics. In conventional denotations, we have

$$\begin{aligned}
M = L, \quad p_1 - \chi &= \sqrt{2\lambda(G - L) \cos \varphi}, \quad p_2 - \zeta = \sqrt{2\lambda(G - L) \sin \varphi}, \\
M + \frac{(p_1 - \chi)^2 + (p_2 - \zeta)^2}{2\lambda} &= G, \quad \varphi = g,
\end{aligned}$$

where l, L and g, G are two pairs of canonical conjugate variables ($\{l, L\} = \{g, G\} = 1$).

These variables can be useful for construction of action-angle variables and for application of methods of the Hamiltonian theory of perturbations.

4 Integrable cases.

The following integrable cases are known.

1. $\mu = 0$ (S. A. Chaplygin, 1926 [4]) — the absence of the gravity field.

Additional quadratic integral has the form

$$F = \frac{1}{2} ((p_1 - \chi)^2 + (p_2 - \zeta)^2) + \lambda M, \quad (13)$$

and the system (12) can be reduced, similar to the classical Euler–Poinsot case, to a system of three equations for variables M , p_1 , and p_2 . Chaplygin in [4] noted that explicit integration involves some very complicated quadrature, which is expressed in elliptic functions under the condition $\chi = \zeta = 0$.

2. $\zeta = \chi = 0$, $a_1 = a_2 = 1$ (V. V. Kozlov, 1993 [12]) — a case of dynamical symmetry. This case is analogous to the Lagrange case, although the additional integral is quadratic with respect to momenta

$$F = \frac{1}{2} \frac{M^2}{b} + \mu(\mathbf{r}, \boldsymbol{\gamma}). \quad (14)$$

Let us consider a new case of integrability.

3. Let us assume that $\chi = -\lambda\eta$, $\zeta = \lambda\xi$ (i. e. $\mathbf{s} = -\lambda\mathbf{J}\mathbf{r}$). Additional quadratic integral has the form

$$F = \frac{1}{2}M^2 - \lambda b(M + (\mathbf{p}, \mathbf{J}\mathbf{r})) + \mu b(\mathbf{r}, \boldsymbol{\gamma}). \quad (15)$$

Except the cases mentioned above, this system doesn't have other (general) cases with an additional integral linear or quadratic with respect to phase variables. This simple statement can be proved by direct enumeration of variants with the use of the method of undetermined coefficients. The question of the existence of higher-order integrals is still an open question.

Let us consider a linear invariant relation analogous to the Hess case for the Euler–Poisson equations.

4. Let us suppose that $\zeta = \chi = 0$, $\eta = \pm\sqrt{b(a_2^{-1} - a_1^{-1})}$. In this case,

$$\begin{aligned} H &= \frac{1}{2} \left(\frac{p_1^2}{a_1} + \frac{p_2^2}{a_2} + \frac{M^2}{b} \right) - \frac{\mu}{\lambda} ((p_1 - \chi)\gamma_2 + p_2\gamma_2) \pm \mu\sqrt{b(a_2^{-1} - a_1^{-1})}\gamma_2, \\ F &= M \pm \sqrt{b(a_2^{-1} - a_1^{-1})} \end{aligned} \quad (16)$$

and at the level $F = 0$ we have $\dot{F} = 0$.

Remark. *Note that in the case with zero circulation ($\lambda = 0$), the reduction to the system (12) is impossible since $\frac{\mu}{\lambda} = \infty$. Nevertheless, integrals $p_x = \pi_1$, $p_y = \pi_2 + \mu t$, $\pi_1, \pi_2 = \text{const}$ allow us to eliminate p_1, p_2 from the equations (rather than from the Hamiltonian) and obtain, similar to Chaplygin [3], the non-autonomous*

“pendulum”-type equation for $\ddot{\varphi}$:

$$\begin{aligned}\ddot{\varphi} = & \frac{\mu^2 t^2}{2b}(a_2^{-1} - a_1^{-1}) \sin 2\varphi + \frac{\mu t}{b} \left((a_2^{-1} - a_1^{-1})(c_1 \cos 2\varphi + c_2 \sin 2\varphi) - \frac{\chi \cos \varphi}{a_1} + \frac{\zeta \sin \varphi}{a_2} \right) - \\ & - \frac{\mu}{b}(\xi \cos \varphi - \eta \cos \varphi) + \frac{(a_1^{-1} - a_2^{-1})}{2b} ((c_1^2 - c_2^2) \sin 2\varphi - 2c_1 c_2 \cos 2\varphi) - \\ & - \frac{\mu}{b}(\xi \cos \varphi - \eta \sin \varphi) + \frac{\pi_1}{b} \left(\frac{\chi \sin \varphi}{a_1} + \frac{\zeta \cos \varphi}{a_2} \right) - \\ & - \frac{\pi_2}{b} \left(\frac{\chi \cos \varphi}{a_1} - \frac{\zeta \sin \varphi}{a_2} \right)\end{aligned}\tag{17}$$

which in particular cases was examined in [9, 5, 6].

5 Chaplygin’s case. Bifurcation analysis.

Let us consider the system (9) at $\mu = 0$, $\rho = \chi = 0$. As was noted above, equations for M , p_1 , p_2 can be separated and have the form

$$\dot{p}_1 = p_2 M - \lambda \frac{p_2}{a_2}, \quad \dot{p}_2 = -\frac{p_1 M}{b} + \lambda \frac{p_1}{a_2}, \quad \dot{M} = \left(\frac{1}{a_2} - \frac{1}{a_1} \right) p_1 p_2.\tag{18}$$

The common level of the first integrals

$$H = \frac{1}{2} \left(\frac{p_1^2}{a_1} + \frac{p_2^2}{a_2} + \frac{M^2}{b} \right) = h = const, \quad F = M + \frac{p_1^2 + p_2^2}{2\lambda} = c = const\tag{19}$$

is represented by closed curves formed at the intersection of an ellipsoid and an elliptic paraboloid; these curves are analogous to centroid lines in the classical Euler–Poinsot problem (figure 2). It is easy to find and describe the particular solutions of (18) which are analogous to permanent rotations in the latter problem.

For the sake of definiteness, let us assume that $\lambda > 0$ and $a_1 > a_2$.

I. $p_1 = p_2 = 0$, $M = c = \text{const}$, $h = \frac{1}{2b}c^2$. In this case, the body rotates uniformly ($\dot{\varphi} = \frac{c}{b} = \text{const}$) around the origin of the moving coordinate system O_1 (see figure 1), though this origin is fixed (and in the general case does not coincide with the center of mass). This solution is unstable when $\frac{\lambda b}{a_1} < c < \frac{\lambda b}{a_2}$ and stable otherwise (the stability on the boundaries requires special analysis).

II, III. There exists a pair of analogous solutions of the form

$$p_i = 0, M = \frac{\lambda}{a_j}b = \text{const}, p_j^2 = 2\lambda \left(c - \frac{b\lambda}{a_j} \right), \quad (20)$$

where in one case, $i = 1, j = 2$, while in the other case, $i = 2, j = 1$. Each of these solutions exists under condition $c > \frac{b\lambda}{a_j}$, and the constants of the integrals for them are related by

$$h = c \frac{\lambda}{a_j} - b \frac{\lambda^2}{a_j^2}. \quad (21)$$

In the case of such motion, the solid body uniformly rotates around the origin of a fixed coordinate system, and the principal axes of the body always pass through this fixed center. The body is directed toward the center of rotation by its wider side in one motion and narrower side in the other. The solution $p_2 = 0$, $h = \frac{\lambda}{a_1}c - \frac{1}{2} \frac{\lambda^2}{a_1^2}b$ is always stable while the solution $p_1 = 0$, $h = \frac{\lambda}{a_2}c - \frac{1}{2} \frac{\lambda^2}{a_2^2}b$ is always unstable. Thus, stable motions are such that the body is directed toward the fixed point by its narrower side.

The bifurcation diagram is shown in figure 3. The straight lines represent the

particular solutions II and III; they are tangent to the parabola corresponding to solution I in the points where admissible values of the integral c begin. The domain of possible motions on the bifurcation diagram is hatched.

The bifurcation diagram presents three different intervals of the values of energy h

$$\left(0, \frac{b\lambda^2}{2a_1^2}\right), \left(\frac{b\lambda^2}{2a_1^2}, \frac{b\lambda^2}{2a_2^2}\right), \left(\frac{b\lambda^2}{2a_2^2}, \infty\right),$$

for which the patterns of the trajectories corresponding to different values of c are qualitatively similar (figure 2).

Let us consider explicit formulas for bi-asymptotic motions for solution I, which is unstable at $\frac{\lambda b}{a_1} < c < \frac{\lambda b}{a_2}$. These solutions are homoclinic (see figure 2 *b*) and have the form

$$\begin{aligned} M &= c - \frac{2Bd_1d_2}{\cosh 2\tau - d_1^2 + d_2^2}, \\ p_1 &= \pm \sqrt{\frac{8\lambda B}{d_1^2}} \frac{d_1^2 d_2^2 \cosh \tau}{\cosh 2\tau - d_1^2 + d_2^2}, \quad p_2 = \sqrt{\frac{8\lambda B}{d_2^2}} \frac{d_1^2 d_2^2 \sinh \tau}{\cosh 2\tau - d_1^2 + d_2^2}, \\ \varphi &= \frac{c}{b}(t - t_0) - 2 \arctan \left(\frac{1 + d_1^2 - d_2^2}{2d_1d_2} \tanh \tau \right), \quad \tau = \frac{\sqrt{b_1 b_2}}{2b} t, \end{aligned} \quad (22)$$

where $d_1^2 = \frac{b_1}{B}$, $d_2^2 = \frac{b_2}{B}$, $b_1 = 2(c - \lambda b a_1^{-1})$, $b_2 = 2(\lambda b a_2^{-1} - c)$, $B = b_1 + b_2$, and different signs correspond to the two different separatrices.

6 Perturbation of Chaplygin's case. Splitting of separatrices.

Let us consider a “perturbed” Hamiltonian (9), $H = H_0 + \mu H_1$ with μ regarded as a small parameter. Here, H_0 is the Hamiltonian of the integrable Chaplygin problem, $H_1 = U$ is the perturbation function. One of the dynamic effects that prevent the existence of an additional analytical integral for the perturbed system is the splitting of separatrices, which are coupled in the case of the unperturbed system. To the first order of the theory of perturbations at small μ , the splitting of separatrices is determined by the value of the Poincaré–Mel’nikov integral [13]

$$J = \int_{-\infty}^{\infty} \{F_0, H_1\} dt, \quad (23)$$

calculated along asymptotic solutions of the unperturbed problem. Here F_0 is an integral of the unperturbed system.

If the integral (as a function of the parameter on the separatrix) has a simple zero, then separatrices split and transversally intersect. In the case of two degrees of freedom this makes the perturbed problem non-integrable [13].

We take the integral (19) $F = M^2 + \frac{p_1^2 + p_2^2}{2\lambda}$ as F_0 .

On homoclinic asymptotic solutions (22), the integral (23) can be explicitly eval-

uated using residues:

$$\begin{aligned}
J(g_0) &= J_Q + J_R, \\
J_Q &= -2\pi \frac{\sqrt{2}\mu b e^{\frac{\pi S}{2}} \sinh\left(\frac{\pi}{2} - \alpha\right) S}{\sqrt{\lambda B} \sinh \pi S} \sin g_0, \\
J_R &= -4\pi \frac{\mu b e^{\frac{\pi S}{2}} \cosh\left(\frac{\pi}{2} - \alpha\right) S}{B \sinh \pi S} (\xi \cos g_0 - \eta \sin g_0),
\end{aligned} \tag{24}$$

where $S = 2c(b_1 b_2)^{-1/2}$, $\cos \alpha = d_1$, $\sin \alpha = d_2$.

The integral (24) has a simple zero, except for the special case of $B = 0$. This allows us to conclude that the perturbed system (9) is non-integrable, except for the case of $a_1 = a_2$. Note that it is under this condition that the integrals (14), (15) were obtained. This condition is necessary but not sufficient for the integrability.

The chaotic behavior of the system (9), associated with the splitting of separatrices and non-integrability, is illustrated in figure 4, which represents a Poincaré section of the phase flow of the system (12) on the energy level of $H = \text{const}$. The figure shows the behavior of the split separatrices and the stochastic layer that forms near them. The figure also presents the projection of the section at the energy level of $H = h = \text{const}$, which is determined by the relationship $\varphi = \pi = \text{const}$, on the plane (p_1, p_2) . As before, the parameter values are taken as follows: $\lambda = 1$, $b = 2$, $a_1 = 2a_2 = 1$, $\chi = \zeta = 0$ and for the energy level at these parameter values we assume that $h = 2$.

Let us discuss the issue of the possible fall of a body in the presence of circulation. Recall that the body moving in the absence of circulation asymptotically tends to

fall with its wider side down [9].

If $\lambda \neq 0$, the moving body will stay in a finite-width band parallel to the x axis.

Indeed, according to (10), we have

$$\begin{aligned} x &= -\frac{\mu}{\lambda}t + \lambda^{-1}((p_1 - \chi) \sin \varphi + (p_2 - \zeta) \cos \varphi - c_2), \\ y &= -\lambda^{-1}((p_1 - \chi) \cos \varphi - (p_2 - \zeta) \sin \varphi - c_1) \\ c_1, c_2 &= \text{const}, \end{aligned} \tag{25}$$

We assume that p_1, p_2 are limited and rewrite (11). The right-hand part of this equality is clearly a limited function at $\lambda \neq 0$, therefore p_1, p_2 are also limited.

According to (25), the body moves in the horizontal direction with a mean velocity of $-\frac{\mu}{\lambda}$. This result was obtained in [15] for $\chi = \zeta = 0$.

Acknowledgement We thank S.M. Ramodanov for useful discussions. This work was supported by the program “State Support for Leading Scientific Schools” (136.2003.1), the Russian Foundation for Basic Research (04-05-64367), the U.S. Civilian Research and Development Foundation (RU-M1-2583-MO-04) and the INTAS (04-80-7297).

References

- [1] Belmonte A., Eisenberg H., Moses E. *From flutter to tumble: inertial drag and Froude similarity in falling paper*, Phys. Rev. Lett., 1998, Vol. 81, p. 345–348.

- [2] Borisov A. V., Mamaev I. S. *Rigid body dynamics*. — Izhevsk: SPC “Regular and chaotic dynamics”, 2001, 384 pp.
- [3] Chaplygin S. A. *On heavy body falling in an incompressible fluid* // Complete Works, Leningrad: Izd. Akad. Nauk SSSR, 1933, Vol. 1, p. 133–150.
- [4] Chaplygin S. A. *On the effect of a plane-parallel air flow on a cylindrical wing moving in it* // Complete Works, Leningrad: Izd. Akad. Nauk SSSR, 1933, Vol. 3, p. 3–64.
- [5] Deryabin M. V. *On asymptotics of the solution of Chaplygin equation*, Reg. & Chaot. Dyn., 1998, Vol. 3, No. 1, p. 93–97.
- [6] Deryabin M. V., Kozlov V. V. *On the effect of abruptly rising of a heavy solid body in a fluid*, Izv. RAN, Mekh. tv. tela, 2002, No. 1, p. 68–74.
- [7] Feild S. B., Klaus M., Moore M. G., Nori F. *Chaotic dynamics of falling disks*, Nature, 1997, Vol. 388, p. 252–254.
- [8] Goryachev D. N. *On the motion of a heavy rigid body in a fluid*, Izv. Imper. Ob-va, Mosk. Imper. Univ., 1893, Vol. 78, No. 2, p. 59–61.
- [9] Kozlov V. V. *On a heavy rigid body falling in an ideal fluid*, Izv. Akad. Nauk SSSR, Mekh. tv. tela, 1989, No. 5, p. 10–17.

- [10] Kozlov V. V. *On the stability of equilibrium positions in a non-stationary force field*, PMM, 1991, Vol. 55, No. 1, p. 12–19.
- [11] Kozlov V. V. *On the problem of a heavy rigid body falling in a resistant medium*, Vest. MGU, ser. mat. mekh., 1990, No. 1, p. 79–86.
- [12] Kozlov V. V. *On a heavy cylindrical body falling in a fluid*, Izv. RAN, Mekh. tv. tela, 1993, No. 4, p. 113–117.
- [13] Kozlov V. V. *Symmetry, Topology and Resonances in Hamiltonian Mechanics*. — Springer-Verlag, 1996.
- [14] Lamb H. *Hydrodynamics*. — OGIZ, Gostekhizdat., 1947. Translated from eng.: Lamb H. *Hydrodynamics*, Ed. 6th. — N. Y. Dover Publ., 1945.
- [15] Mahadevan L., Ryu N. S., Samuel A. D. T. *Tumbling cards*, Phys. Fluids, 1999, Vol. 11, p. 1–3.
- [16] Maxwell J. C. *On a particular case of the descent of a heavy body in a resisting medium*, Camb. Dublin Math. J., 1853, Vol. 9, p. 115–118.
- [17] Pesavento U., Wang Z. J. *Falling Paper: Navier–Stokes solutions, model of fluid forces, and center of mass elevation*, Phys. Rev. Lett., 2004, Vol. 93, No. 14, p. 144–501.

- [18] Ramodanov S.M. *Asymptotic solutions of the Chaplygin equations*, Vestn. MGU, Ser. mat. mekh., 1995, No. 3, p. 93–97.
- [19] Ramodanov S.M. *The effect of circulation on the fall of a heavy rigid body*, Vestn. MGU, Ser. mat. mekh., 1996, No. 5, p. 19–24.
- [20] Steklov V. A. *On the motion of a rigid body in a fluid*. — Kharkov, 1893, 234 pp.
- [21] Tanabe Y., Kaneko K. *Behavior of a falling paper*, Phys. Rev. Lett., 1994, Vol. 73, No. 10, p. 1372–1377.
- [22] Zhukovski N.E. *On light elongated bodies that fall in the air while rotating around the longitudinal axis: I* // Complete Works, Moscow–Leningrad: Glav. red. aviats. lit., Vol. 5, 1937. p. 72–80.
- [23] Zhukovski N.E. *On birds' hovering* // Complete Works, Moscow–Leningrad: Glav. red. aviats. lit., 1973, Vol. 5, p. 7–35.

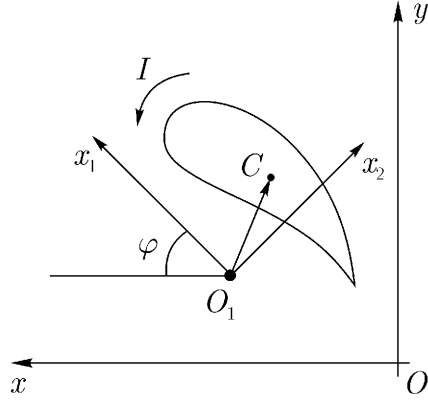


Figure 1:

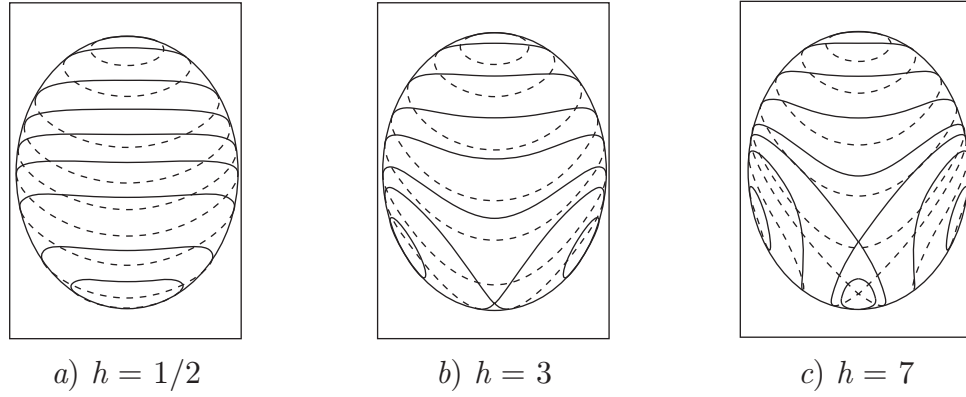


Figure 2: Trajectories of the system in Chaplygin's case in the space of variables p_1 , p_2 , M . The parameter values are: $\lambda = 1$, $b = 2$, $a_1 = 1$, $a_2 = \frac{1}{2}$, $\chi = \zeta = 0$.

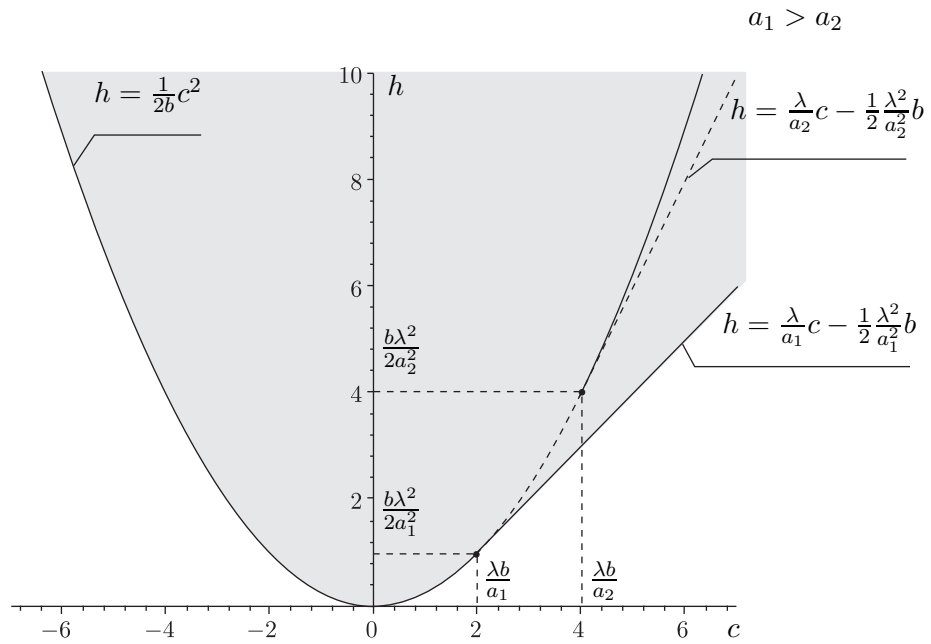


Figure 3: Bifurcation diagram for Chaplygin's case at $a_1 > a_2$. The domain of physically admissible values of integrals c, h is shown in gray. Unstable permanent rotations are shown by dashed lines. Parameter values are: $\lambda = 1, b = 2, a_1 = 1, a_2 = \frac{1}{2}$.

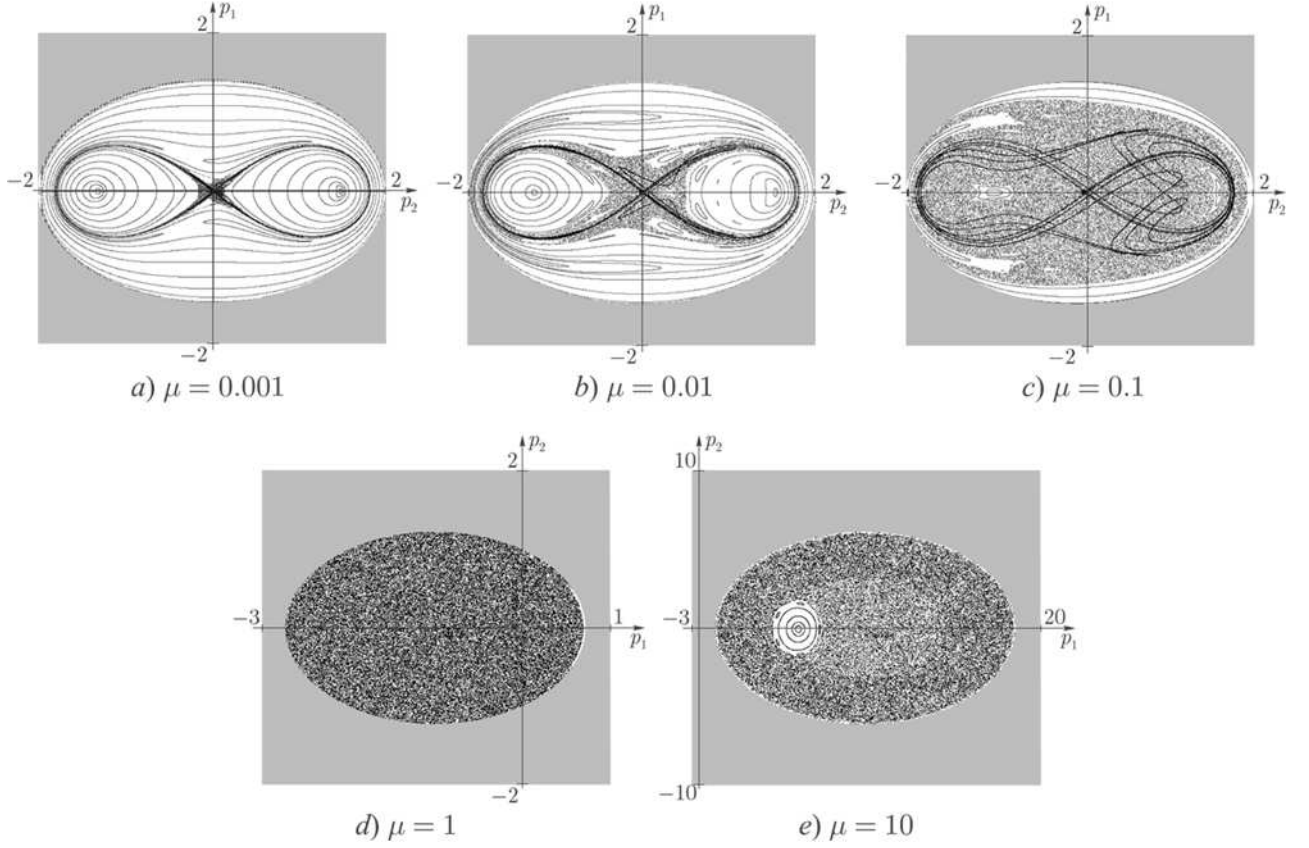


Figure 4: Transition to chaos in the Chaplygin system with an increase in μ . The first three figures show the trajectories and one pair of separatrices, while, the separatrices are not shown in the latter two figures because the respective fixed point becomes stable at given parameter values. (The domain of variables where the motion is impossible at the given parameter values is shown in gray. The scale of the last figure differs from that of the others.)