

Flow Transition in Plane Couette Flow

Hua-Shu Dou¹, Boo Cheong Khoo², and Khoon Seng Yeo²

¹Temasek Laboratories,

National University of Singapore, Singapore 117508

²Department of Mechanical Engineering

National University of Singapore, Singapore 119260

Email: tsldh@nus.edu.sg; huashudou@yahoo.com

Abstract

The energy gradient theory has been proposed with the aim of better understanding the mechanism of flow transition from laminar flow to turbulent flow. In this theory, it is demonstrated that the transition to turbulence depends on the relative magnitudes of the transversal energy gradient which amplifies the disturbance and the energy loss from friction which damps the disturbance. For a given flow geometry and fluid properties, when the maximum of the function K (the ratio of the energy gradient in the transverse direction to the energy loss in the streamwise direction) in the flow field is larger than a certain critical value, it is expected that instability would occur for some initial disturbances. In this paper, using the energy analysis, the equation for calculating the function K for plane Couette flow is derived. It is demonstrated that the critical value of K at turbulent transition, which is observed from experiments, is about 370 for plane Couette flow. This value is about the same as for plane Poiseuille flow and pipe Poiseuille flow (385-389). This is in agreement with the theoretical analysis of the disturbance energy evolution. Therefore, it is concluded that the critical value of K at turbulent transition is about 370-389 for wall-bounded parallel shear flows which include both pressure and shear driven flows.

Keywords: Flow instability; Transition; Plane Couette flow; Energy gradient; Energy loss; Critical condition

PACS numbers: 47.20.-k; 47.15.Fe; 47.20.Ft; 47.20.Gv; 47.27.Cn

Introduction

Although more than a century has passed since the pioneering work of Reynolds (1883) was done, flow transition from laminar flow to turbulence is still not completely understood [1-5]. In practice, the understanding of turbulence transition and generation has great significance for basic sciences and many engineering fields. This issue is intricately related to the instability problem of the base flow subjected to some imposed disturbances [1-2].

In the past, several stability theories have been developed to describe the mechanism of flow instability. These are: (1) The linear stability theory, which can be back to Rayleigh (1880) is a widely used method and has been applied to some problems [6]. For Taylor-Couette flow and Rayleigh-Bernard convective problem, it agrees well with experimental data. However, this theory fails when used for wall-bounded parallel flows such as plane Couette flow, plane Poiseuille flow and pipe Poiseuille flow. (2) The energy method (Orr, 1907) is another mature method for estimating flow instability [7]. However, full agreement could not be obtained between the theoretical predictions and the experiment data. (3) The weak nonlinear stability theory (Stuart, 1960) emerged in the last century (see [8]). (4) The secondary instability theory (Herbert et al, 1988) was developed most recently, and it explains some of flow transition phenomena better than the other earlier theories (see [9]). However, there are still significant

discrepancies between the predictions obtained using this method and experimental data; particularly at transition.

Studies for parallel flows have attracted many scientists and great concern. For these parallel flows, it is observed from experiments that there is a critical Reynolds number Re_c below which no turbulence can be sustained regardless of the level of imposed disturbance. For the pipe Poiseuille flow, this critical value of Reynolds number is about 2000 from experiments [10,11]. Above this Re_c , the transition to turbulence depends to a large extent on the initial disturbance to the flow. For example, experiments showed that if the disturbances in a laminar flow can be carefully avoided or considerably reduced, the onset of turbulence can be delayed to Reynolds number up to $Re=O(10^5)$ [12,13]. Experiments also showed that for $Re > Re_c$, only when a threshold of disturbance amplitude is reached, can the flow transition to turbulence occur [14]. Trefethen et al. suggested that the critical amplitude of the disturbance leading to transition varies broadly with the Reynolds number and is associated with an exponent rule of the form, $A \propto Re^\gamma$ [12]. The magnitude of this exponent has significant implication for turbulence research [12, 13]. Waleffe [15], based his analysis on available analytical and numerical data, and claimed that for plane Couette flow the exponent is near to -1. Chapman, through a formal asymptotic analysis of the Navier-Stokes equations (for $Re \rightarrow \infty$), found $\gamma = -3/2$ and $-5/4$ for plane Poiseuille flow with streamwise mode and oblique mode, respectively, with generating a secondary instability, and $\gamma = -1$ for plane Couette flow with above both modes. He also examined the bootstrapping route to transition without needing to generate a secondary instability, and found $\gamma = -1$ for both plane Poiseuille flow and plane Couette flow [16]. Recently, Hof et al. [17], used pulsed disturbances in experiments, to have obtained the normalized disturbance flow rate in the pipe for the turbulent transition, and found it to be inversely proportional to the Re number, i.e., $\gamma = -1$. This experimental result means that the product of the amplitude of the disturbance and the Reynolds number is a constant for the transition to turbulence. This phenomenon must have its physical background, and the physical mechanism of this result has not been explained so far. This issue will be clarified in the present work.

Dou [18,19] proposed an energy gradient theory with the aim of clarifying the mechanism of flow transition from laminar to turbulence. He gave the detailed derivations for this theory based on the flow physics. For plane Poiseuille flow and Hagen-Poiseuille flow, this theory yields results consistent with experimental data. This method is also used to explain the mechanism of instability of inflectional velocity profile for viscous flow and is valid for pressure driven flows. However, for the shear driven flows such as plane Couette flow, the situation is changed since the energy loss could not be obtained directly from Navier-Stokes equations. It should be mentioned that the energy gradient theory is a semi-empirical theory based on the physics since the critical value of K is observed experimentally and can not be directly calculated from the theory so far.

In this paper, the energy gradient theory is applied to plane Couette flow (Fig.1). The energy loss and the energy gradient as well as the energy gradient function are derived. It is shown that the critical value of the energy gradient function is about the same as that for Poiseuille flows. Thus, the validation is performed that the critical value of the energy gradient function is a constant for parallel flows.

Energy Gradient Theory

Dou [18,19] proposed a mechanism with the aim to clarify the phenomenon of transition from laminar flow to turbulence for wall-bounded shear flows. In this mechanism, the whole

flow field is treated as an energy field. It is thought that the gradient of total energy in the transverse direction of the main flow and the energy loss from viscous friction in the streamwise direction dominate the instability phenomena and hence the flow transition for a given disturbance. It is suggested that the energy gradient in the transverse direction has the potential to amplify a velocity disturbance, while the viscous friction loss in the streamwise direction can resist and absorb this disturbance. The flow instability or the transition to turbulence depends on the relative magnitude of these two roles of energy gradient amplification and viscous friction damping of the initial disturbance. The analysis has obtained very good consistent agreement for the plane Poiseuille flow, the pipe Poiseuille flow, and the plane Couette flow for Newtonian fluid at the critical condition [18]. It is also demonstrated that an inflection point existence on the velocity profile is a sufficient condition, but not a necessary condition, for flow instability, for both inviscid and viscous flows. It has been shown that energy loss can enhance the stability in plane Couette and Taylor-Couette flows [18]. Later, Dou carried out detailed and rigorous derivations from physics to give a solid foundation for this theory, and explained recent modern experimental results about the scaling of the threshold of disturbance amplitude with the Reynolds number in the literature [19]. This theory is named as “*energy gradient theory*.” Here, we give a short discussion for a better understanding of the work presented in this study.

For a given base flow, the fluid particles may move oscillatory along the streamwise direction if they are subjected to a disturbance. With the motion, the fluid particle may gain energy (ΔE) via the disturbance, and simultaneously this particle may have energy loss (ΔH) due to the fluid viscosity along the streamline direction. The analysis showed that the magnitudes of ΔE and ΔH determine the stability of the flow of fluid particles. For parallel flows, the relative magnitude of the energy gained from the disturbance and the energy loss due to viscous friction determines the disturbance amplification or decay. Thus, for a given flow, a stability criterion can be written as below for a half-period,

In the energy gradient theory, it is shown by rigorous derivation based on physical background that the relative magnitude of the energy of fluid particles gained and the energy loss due to viscous friction in a disturbance cycle determines the disturbance amplification or decay. For a given flow, a stability criterion is written as below for the half-period,

$$F = \frac{\Delta E}{\Delta H} = \left(\frac{\partial E}{\partial n} \frac{2A}{\pi} \right) / \left(\frac{\partial H}{\partial s} \frac{\pi}{\omega} u \right) = \frac{2}{\pi^2} K \frac{A\omega}{u} = \frac{2}{\pi^2} K \frac{v'_m}{u} < Const, \quad (1)$$

and

$$K = \frac{\partial E / \partial n}{\partial H / \partial s}. \quad (2)$$

Here, F is a function of coordinates which expresses the ratio of the energy gained in a half-period by the particle and the energy loss due to viscosity in the half-period. K is a dimensionless field variable (function) and expresses the ratio of transversal energy gradient and the rate of the energy loss along the streamline. $E = \frac{1}{2} \rho V^2$ is the kinetic energy per *unit volumetric fluid*, s is along the streamwise direction and n is along the transverse direction. H is the energy loss per *unit volumetric fluid* along the streamline for finite length. Further, ρ is the fluid density, u is the streamwise velocity of main flow. Here, $v'_m = A\omega$ is the amplitude of disturbance velocity and the disturbance has a period of $T = 2\pi / \omega$, A is the amplitude of disturbance in transverse direction, ω is the frequency of the disturbance.

It can be found from Eq.(1) that the instability of a flow depends on the values of K and the amplitude of the relative disturbance velocity v'_m / u . For any type of flows, it has been shown

that the magnitude of K is proportional to the global Reynolds number ($Re = \rho UL/\mu$) for a given geometry [18]. Thus, the criterion of Eq.(1) can be written as,

$$Re \frac{v'_m}{u} < Const \quad (3)$$

For a given flow geometry, U is function of u ,

$$Re \frac{v'_m}{U} < Const \quad (4)$$

or

$$\left(\frac{v'_m}{U}\right)_c \sim (Re)^{-1} \quad (5)$$

This scaling has been confirmed by careful experiments for the pipe flow. For plane Couette flow, although there is no experimental data available for this scaling, this result of exponent explains the results by Chapman with a formal asymptotic analysis of the Navier-Stokes equations (for $Re \rightarrow \infty$), for both streamwise mode and oblique mode, with generating a secondary instability. Chapman also examined the bootstrapping route to transition without needing to generate a secondary instability, and found still $\gamma = -1$ for both plane Poiseuille flow and plane Couette flow [16]. The present result is also in agreement with Waleffe [15]'s analytical and numerical results.

The maximum of F in the field will reaches its critical value with the increase of Re . The critical value of F indicates the onset of instability in the flow at this location and the initiation of flow *transition* to turbulence. Therefore, at the onset of turbulence, the transition from laminar to turbulent flows is a local phenomenon. Experiment confirmed that the turbulent spot is actually a localized turbulence phenomenon which is resulted from the hairpin vortices [1]. As observed from experiments, a small region of turbulence is generated in the flow at a relatively low Re number, while the turbulence is generated in the full domain at a high Re [1].

In the energy gradient theory [18,19], it is seen that the instability of the flow depends on the relative magnitude of the energy gradients in transverse direction and streamwise direction, for a given disturbance. It is found that the energy gradient in the transverse direction has a potential to amplify a velocity disturbance, while the viscous friction loss in the streamwise direction can resist and absorb this disturbance energy. The transition to turbulence therefore depends on the relative magnitude of the two roles from energy gradient amplifying and viscous friction damping to the initial disturbance. The parameter K as defined in Eq.(1) is a field variable. Thus, the distribution of K in the flow field and the property of disturbance may be the perfect means to describe the disturbance amplification or decay in the flow. It is suggested that the flow instability can first occur at the position of K_{\max} which is construed to be the most “dangerous” position. Thus, for a given disturbance, the occurrence of instability depends on the magnitude of this dimensionless parameter K and the critical condition is determined by the maximum value of K in the flow. For a given flow geometry and fluid properties, when the maximum of K in the flow field exceeds a critical value K_c , it is expected that instability can occur for a certain initial disturbance [18, 19]. Turbulence transition is a local phenomenon in the earlier stage. For a given flow, K is proportional to the global Reynolds number. A large value of K has the ability to amplify the disturbance, and vice versa. The analysis for Poiseuille flows showed that the transition to turbulence is due to the energy gradient and the disturbance amplification [18,19], rather than a linear eigenvalue instability type [12,13].

For Poiseuille flows, Dou [18, 19] demonstrated that the energy gradient theory has led to a consistent value of K_c at the subcritical condition of transition determined by experiments. It is found that $K_c=385\sim389$ at the subcritical condition determined by experiments for both plane Poiseuille flow and pipe Poiseuille flow, as pointed in Table 1. The most unstable position for

plane Poiseuille flow and pipe Poiseuille flow occurs at $y/h = \pm 0.5774$ and $r/R = 0.5774$, respectively. These said locations have been confirmed by experiments and simulations [18, 19].

In plane Couette flow, the streamwise energy gradient (energy loss) for unit volume fluid could not be obtained directly from the Navier-Stokes equation as for Poiseuille flows. Using the energy analysis, the equation for calculating the parameter K is derived below as for the plane Couette flow.

Energy Gradient Theory for Plane Couette Flow

In plane Couette flow, the viscous term $\mu \nabla^2 \mathbf{u}$ in Navier-Stokes equation is zero, and the fluid energy $p + \frac{1}{2} \rho V^2$ in unit volume is constant along the streamwise direction. This is not to say that there is no energy loss due to friction in the flow. The friction loss must still occur since this is a viscous flow (A zero energy loss only occurs in inviscid flow). The energy magnitude is kept constant because the energy loss due to viscous friction is exactly compensated by the energy input to the flow by the moving walls. The work done on the flow by the wall is balanced by the energy loss in the flow.

The velocity distribution for plane Couette flow can be obtained by solving the Navier-Stokes equation and applying the boundary conditions, as in [1, 3].

$$u = ky = \frac{U}{h} y. \quad (6)$$

Here, $k = \partial u / \partial y$ is the shear rate and is determined by $k = U / h$. The velocity profile is shown in Fig.1. The shear stress is calculated as

$$\tau = \mu \partial u / \partial y = \mu k. \quad (7)$$

The energy gradient in the transverse direction is calculated by,

$$\frac{dE}{dy} = \rho V \frac{\partial V}{\partial y} = \rho k y \cdot k = \rho k^2 y. \quad (8)$$

Taking an element in the fluid layer as shown in Fig.2, the work done to the fluid element in the length of Δx by the upper layer is

$$A_1 = \tau \cdot \Delta x \cdot \Delta z \cdot (u + \Delta u) dt.$$

The work done on the lower layer by the fluid element is

$$A_2 = \tau \cdot \Delta x \cdot \Delta z \cdot u dt.$$

Therefore, the net work done on the fluid element in dt time is given as

$$\Delta A = A_1 - A_2 = \tau \cdot \Delta x \cdot \Delta z \cdot \Delta u dt.$$

The fluid volume passing through dy depth in dt time is

$$\Delta Q = \Delta y \cdot \Delta z \cdot u dt.$$

Hence, the energy consumed by the element in unit volume of fluid in the length of Δx (Fig.2) is

$$\Delta H = \frac{\Delta A}{\Delta Q} = \frac{\tau \Delta x \Delta z \Delta V dt}{\Delta y \Delta z V dt} = \frac{\tau \Delta x \Delta u}{\Delta y \cdot u}. \quad (9)$$

The energy loss of unit volume of fluid in the length of Δx equals to the consumed energy since the energy is constant along the streamline. Then, the energy loss per volumetric fluid in unit length along the streamwise direction is given as

$$\frac{\Delta H}{\Delta x} = \frac{\tau}{u} \frac{\Delta u}{\Delta y}. \quad (10)$$

Thus, the rate of energy loss along the streamline direction from Eq.(10) is

$$\frac{dH}{dx} \equiv \frac{\tau}{u} \frac{du}{dy}. \quad (11)$$

Introducing Eq.(8) and (11) into Eq.(2), then the ratio of the energy gradient in transverse direction and the energy loss in streamwise direction can be written as,

$$K = \frac{\rho u (\partial u / \partial y)}{dH / dx} = \frac{\rho k y}{\frac{\tau}{u} \frac{du}{dy}} = \frac{\rho U h}{\mu} \frac{y^2}{h^2} = \text{Re} \frac{y^2}{h^2}, \quad (12)$$

where $\text{Re} = \rho U h / \mu$ is the Reynolds number. It can be seen that the magnitude of K is proportional to Re at any location in the flow field. K is a quadratic function of y/h across the channel width. There is no maximum in the channel as that for Poiseuille flows [18]. It reaches its maximum only on the walls ($y = \pm h$),

$$K_{\max} = \frac{\rho U h}{\mu} = \text{Re}. \quad (13)$$

The variations dE/dy , dH/dx , and K are shown in Fig.3-5. From the energy gradient theory, the flow is expected to be more unstable in the area of high value of K than that in the area of low value of K . The first instability should be associated with the maximum of K , K_{\max} , in the flow field for a given disturbance. That is, the position of maximum of K is the most unstable position. For a given flow disturbance, there is a critical value of K_{\max} over which the flow becomes unstable. Now, it is difficult to directly predict this critical value by theory. However, it can be determined using available experimental data. It is better to distinguish that K_{\max} is the maximum of the magnitude of K in the flow domain at a given flow condition and geometry, and K_c is critical value of K_{\max} for instability initiation for a given geometry.

Discussions

Instability mechanism and disturbance amplification

As is well known, the development of a disturbance is subjected to the governing equations and the boundary and initial conditions. Thus, the flow stability depends on the distribution of K in the flow field and the initial disturbance provided to the flow. On the other hand, we should distinguish between the disturbance in laminar state and the velocity fluctuation in turbulent state. The laminar flow is of a completely different flow state from turbulent flow regarding to the disturbance. The place where the disturbance is the largest in laminar flow is not necessarily the same as that where the turbulent stresses is largest in the corresponding turbulent state. At the moving wall, the capacity of the base flow to amplify a disturbance is largest owing to the largest magnitude of K (Fig.5). However, actually, the flow disturbances at the wall should be vanishing due to no-slip condition. Therefore, it is likely that the most dangerous position is not directly at the wall, but at a location (very) near the wall where the initial disturbance is present and yet K has a large magnitude. Thus, a small disturbance could be easily amplified by the large energy gradient at such position. Therefore, the layer near the moving wall is the most dangerous position to generate initial oscillation. Fig.6 shows the measurements by Bottin et al (1998) for plane Couette flow during the process leading to the formation of the turbulent spot [20]. Three slices of profiles are sketched within a turbulent spot in plane Couette flow. This picture was taken for the flow near the critical condition ($Re=340$). The profile on the right side is at the edge of the spot and is in the initial instability stage. It is seen that the flow oscillation first occurs near one of the moving walls. From this figure, it is also observed that the process of flow transition is not symmetrical relative to the channel width which might be subjected to the influence of other factors. This experiment indicates that role of the K_{max} is dominating near the moving wall, and further lend credibility to the theory. Lessen and Cheifetz (1975)' analytical study also showed that the instability of the base flow first starts from the place near one of the walls [21].

Flow type	Re expression	Eigenvalue analysis, Re_c	Energy method Re_c	Experiments, Re_c	Energy gradient theory, K_{max} at Re_c (from experiments), $\equiv K_c$
Pipe Poiseuille	$Re = \rho U D / \mu$	Stable for all Re	81.5	2000	385
Plane Poiseuille	$Re = \rho U L / \mu$	7696	68.7	1350	389
	$Re = \rho u_0 h / \mu$	5772	49.6	1012	389
Plane Couette	$Re = \rho U h / \mu$	Stable for all Re	20.7	370	370

Table 1 Comparison of the critical Reynolds number and the energy gradient parameter K_{max} for plane Poiseuille flow and pipe Poiseuille flow as well as for plane Couette flow [18, 19]. U is the averaged velocity, u_0 the velocity at the mid-plane of the channel, D the diameter of the pipe, h the half-width of the channel for plane Poiseuille flow ($L=2h$) and plane Couette flow. The experimental data for plane Poiseuille flow and pipe Poiseuille flow are taken from Patel and Head [11]. The experimental data for plane Couette flow is taken from Tillmark and Alfredsson [26], Daviaud et al [27], and Malerud et al [28]. Here, two Reynolds numbers are used since both definitions are employed in literature. The data of critical Reynolds number from energy method are taken from [1]. For Plane Poiseuille flow and pipe Poiseuille flow, the K_{max} occurs at $y/h=0.5774$, and $r/R=0.5774$, respectively. For plane Couette flow, the K_{max} occurs at $y/h=1.0$.

Comparison with experiments at critical condition

Earlier experimental results showed that the critical Reynolds number is in the range of 280 to 750 [22-23]. Lundbladh and Johansson (1991)'s direct numerical simulation produced a

critical condition of $Re_c=375$ for plane Couette flow [24]. For this flow, Hegseth et al [25] observed an intermittent turbulent state which occurs in the range of Re of 380--450. Below this range, the laminar state is stable to finite amplitude perturbation and above this range the entire flow domain is turbulent. For $380 < Re < 450$ and after a perturbation, the dynamical regime shows a fluctuating mixture of laminar and turbulent domains which is reminiscent of spatiotemporal intermittency. This result showed that the minimum Re for the transition with finite amplitude disturbance is about 380. Tillmark and Alfredsson [26], Davidud et al [27], and Malerud et al [28] carried out some experiments for turbulent transition for plane Couette flows using flow visualization techniques. All of these experiments showed that the critical condition occurs at about $Re_c=370 \pm 10$. Although the subsequent experimental results showed a lower critical Reynolds number (325~380) [29-30], this does not detract the comparisons carried out here. Using the experimental data $Re_c=370$, we obtain $K_c=370$ from Eq.(13) at the critical condition determined by experiments below which no turbulence occurs (see Table 1). The most unstable position is at the walls. This critical value of $K_c=370$ is near to the value for Poiseuille flows, 385~389. The small difference in the value obtained is subjected to the uncertainty of the critical condition in experiments. For example, the determination of transition is deduced from the abrupt change in the drag coefficient as found by Patel and Head [11], while the flow visualization method is used in [29-30]. These results demonstrate that the critical value of K_{max} for wall-bounded parallel flows including both pressure driven and shear driven flows is about 370~389. This consistency also suggests that the mechanisms of instabilities in wall-bounded parallel shear flow are perhaps the same. They are all dominated by the transverse energy gradient and the streamwise flow energy loss. The results obtained in this study provide further basis for better understanding of the mechanism of instability and transition to turbulence in parallel shear flows.

Flux of vorticity rather than vorticity

In turbulence modelling, the turbulent stress is generally modelled in terms of the velocity gradient of mean flows or the strain-rate-tensor. The magnitude of velocity gradient or vorticity is an indication of the strength of turbulent stress in some cases. Thus, it may be deduced that the turbulent transition might be related to the magnitude of the velocity gradient. However, from the energy gradient theory, the magnitude of the velocity gradient or vorticity is not the dominating factor influencing the transition. On the other hand, the flux of vorticity ($u\partial u/\partial y$ in 2D parallel flow case) or the energy gradient is the governing factor. Fig.7 depicts the development of plane Couette flow with the increase of the channel width. In these three cases, the shear rate (velocity gradient) is kept the same and the width of the channel is allowed to vary. With the increase of the channel width, Re increases. As we could see from experiments, the flow kept to its laminar in (a) and (b) when the Re is lower than the critical Reynolds number. The flow in (c) becomes turbulent when the Re is higher than a critical value. It is therefore suggested that the transition to turbulence is not due directly to the influence of the velocity gradient although it depends on Re . From Fig.7 and Eq.(8), it is seen that the maximum energy gradient (or flux of vorticity) which locates at the top plate increases with the channel width (and also Re). From Fig.7 and Eq.(11), it is also seen that the energy loss at the top plate decreases with the channel width (and also Re). Therefore, the transition for large width is attributed to the increase of the transverse energy gradient (or flux of vorticity in 2D parallel flow) at top plate and the decrease of the energy loss in streamwise direction at top plate.

Discussion and Conclusion

In this paper, the instability of plane Couette flow is studied. The expression of K , the ratio of the energy gradient in transverse direction to that in streamwise direction for plane Couette

flow, is derived using energy analysis. At the critical condition determined from experiments, it is demonstrated that the critical value of K_{\max} is about 370 (or 325~370) for plane Couette flow and the most unstable position is at the walls. It is interesting to note that based on the critical conditions determined by experiments, the critical value of K for Couette flow is about the same as that for plane Poiseuille flow and pipe Poiseuille flow (385-389). Therefore, it is suggested that the critical value of K_{\max} at turbulent transition is about 370-389 (or 325~389) for wall-bounded parallel flows which include both pressure and shear driven flows. These results show that the energy gradient theory is suitable for both pressure and shear driven flows. The transversal energy gradient (or the flux of the vortex) plays the role of instability and the energy loss due to viscosity plays the stability part. The mechanism of energy loss damping disturbance has been detailed in [31] for both plane Couette flow and Taylor-Couette flow. This theory may provide a basis for the modelling and prediction of the transition process. This is especially relevant since the shear driven flow and pressure driven flow are very different, and yet the mechanism for transition to turbulence bears much similarities. The marked difference between the shear driven and pressure driven flows lies in the energy transmission process: in the former, the energy is transported to the wall from the core, but in the latter it is transported to the core from the wall. This difference determines the feature of the most dangerous position for the instability. This may lead to different turbulent stress distribution near the wall as simulated by Bech et al. [32]. The energy gradient theory is also demonstrated valid for Taylor-Couette flow between concentric rotating cylinders [33] more recently. Excellent agreement is achieved with all the available experimental data in literature.

References

1. Schmid, P.J. & Henningson, D. S., Stability and transition in shear flows, New York, Springer-Verlag, 2000.
2. Lin, C. C., The theory of hydrodynamic stability, Cambridge, Cambridge Press, 1955.
3. Betchov, R. & Criminale, W. O. J., Stability of parallel flows, New York, Academic Press, 1967.
4. Drazin, P. G. & Reid, W. H., Hydrodynamic stability, Cambridge University Press, Cambridge, England, 1981.
5. Joseph, D. D., Stability of fluid motions, Vol.1 and 2, Berlin, Springer-Verlag, 1976.
6. Rayleigh, L., On the stability or instability of certain fluid motions, Proc. Lond. Maths. Soc., 11, 1880, 57-70.
7. Orr, W. M., The stability or instability of the steady motions of a perfect liquid and of a viscous liquid, Proc. Royal Irish Academy, A27, 1907, 9-138.
8. Stuart, J. T., Nonlinear Stability Theory, Annu. Rev. of Fluid Mech., 3, 1971, 347-370.
9. Bayly, B. J., Orszag, S. A. & Herbert, T., Instability mechanism in shear-flow transition, Annu. Rev. Fluid Mech., 20, 1988, 359-391.
10. Reynolds, O., An experimental investigation of the circumstances which determine whether the motion of water shall be direct or sinuous, and of the law of resistance in parallel channels, Phil. Trans. Roy. Soc. London A, 174, 935-982 (1883).
11. Patel, V.C., and Head, M.R., Some observations on skin friction and velocity profiles in full developed pipe and channel flows, J. Fluid Mech, 38, 181-201 (1969).
12. Grossmann, S., The onset of shear flow turbulence, Reviews of modern physics, 72, 2000, 603-618.
13. Trefethen, L. N., Trefethen, A. E., Reddy, S. C. & Driscoll, T. A., Hydrodynamic stability without eigenvalues, Science, 261, 1993, 578-584.
14. Darbyshire A.G., and Mullin, T., Transition to turbulence in constant-mass-flux pipe flow, J. Fluid Mech, 289, 83-114 (1995).

15. F. Waleffe, Transition in shear flows, nonlinear normality versus nonnormal linearity, *Phys. Fluids*, 7, 3060-3066 (1995).
16. S.J. Chapman, Subcritical transition in channel flows, *J. Fluid Mech.*, 451, 35-97 (2002).
17. B. Hof, A. Juel, and T. Mullin, Scaling of the turbulence transition threshold in a pipe, *Physical Review letters*, 91, 2003, 244502.
18. Dou, H.-S.: Mechanism of flow instability and transition to turbulence, *International Journal of Non-Linear Mechanics*, 41(2006), 512-517. <http://arxiv.org/abs/nlin.CD/0501049>
19. Dou, H.-S.: The physics of flow instability and turbulent transition in shear flows, Technical Report of National University of Singapore, 2005; Submitted to a journal, Jan. 2007, <http://arxiv.org/abs/physics/0607004>
20. Bottin, S., Dauchot, O., Daviaud, F. & Manneville, P., Experimental evidence of streamwise vortices as finite amplitude solutions in transitional plane Couette flow, *Phys. Fluids*, 10, 1998, 2597-2607
21. M.Lessen, and M.G.Cheifetz, Stability of plane Couette flow with respect to finite two-dimensional disturbances, *Phys. Fluids*, 18, 1975, 939-944.
22. Leutheusser, H. J., and Chu, V.H., Experiments on plane Couette flow, *Journal of the Hydraulics Division*, 9, 1971, 1269-1284.
23. Reichardt, V.H., Über die Geschwindigkeitsverteilung in einer geradlinigen turbulenten Couettestromung, *ZAMM*, 1956, S26-S29.
24. Lundbladh, A. & Johansson, A., Direct simulation of turbulent spots in plane Couette flow, *J. Fluid Mech.*, 229, 1991, 499-516.
25. Hegseth, J., Daviaud, F. & Berge', P., Intermittent turbulence in plane and circular Couette flow, in *Ordered and Turbulent Patterns in Taylor-Couette Flow*, Eds. C.D. Andereck and F.Hayot, Plenum Press, New York, 1992, 159-166.
26. Tillmark, N. & Alfredsson, P. H., Experiments on transition in plane Couette flow, *J. Fluid Mech.*, 235, 1992, 89 –102.
27. Daviaud, F., Hegseth, J. & Berge', P., Subcritical transition to turbulence in plane Couette flow, *Phys. Rev. Lett.*, 69, 1992, 2511-2514.
28. Malerud, S., Malfy, K. J. & Goldburg, W. I., Measurements of turbulent velocity fluctuations in a planar Couette cell, *Phys. Fluids*, 7, 1995, 1949--1955.
29. Dauchot, O & Daviaud, F., Finite-amplitude perturbation and spots growth mechanism in plane Couette flow, *Phys. Fluids*, 7, 1995, 335-343.
30. Bottin, S., Daviaud, F., Manneville, P. & Dauchot, O., Discontinuous transition to spatiotemporal intermittency in plane Couette flow, *Europhys Lett.*, 43, 1998, 171-176.
31. Dou, H.-S., Khoo, B.C., and Yeo, K.S., Energy Loss Distribution in the Plane CouetteFlow and the Taylor-Couette Flow between Concentric Rotating Cylinders, *Inter. J. of Thermal Science*, Vol.46, 2007, 262-275. <http://www.arxiv.org/abs/physics/0501151>
32. Bech, K. H., Tillmark, N., Alfredsson, P. H. & Andersson, H. I., An investigation of turbulent plane Couette flow at low Reynolds numbers, *J. Fluid Mech.*, 286, 1995, 291-325.
33. Dou, H.-S., Khoo, B.C., and Yeo, K.S., Instability of Taylor-Couette Flow between Concentric Rotating Cylinders, Technical Report, National University of Singapore, 2004. <http://arxiv.org/abs/physics/0502069>.

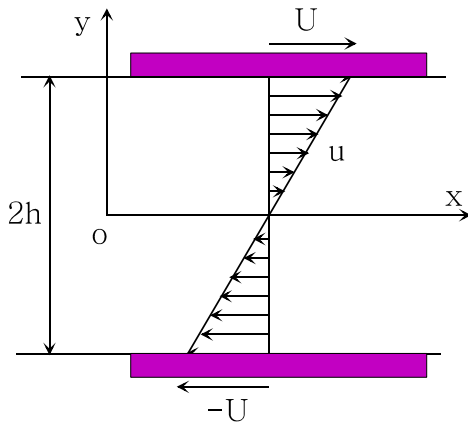


Fig.1 Plane Couette flow with two plates moving in opposite directions.

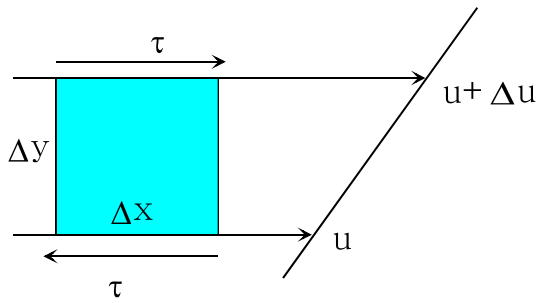


Fig.2 A cubic fluid element in plane Couette flows. Δz is perpendicular to x-y plane.

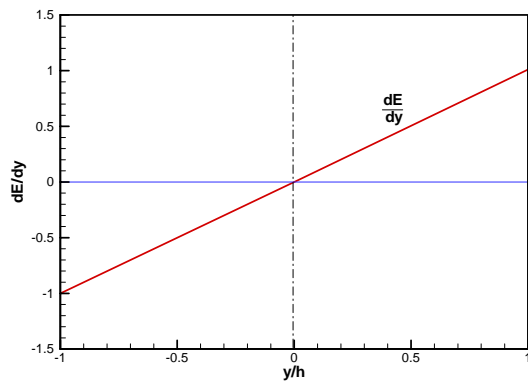


Fig.3 Distribution of energy gradient along the transverse direction in plane Couette flow.

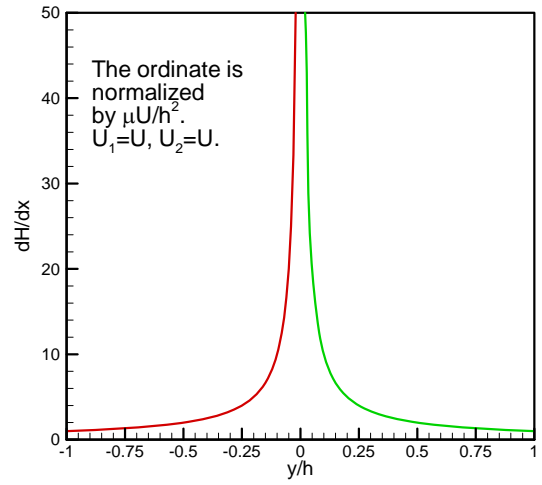


Fig.4 Energy loss distribution in plane Couette flow

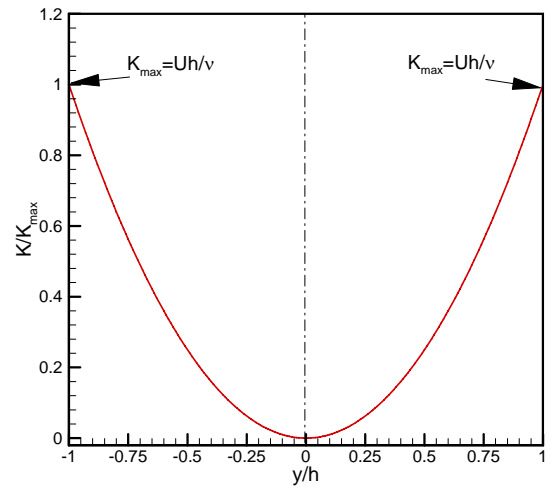


Fig.5 Distribution of K versus the channel width for plane Couette flows with the two plates moving in opposite directions.

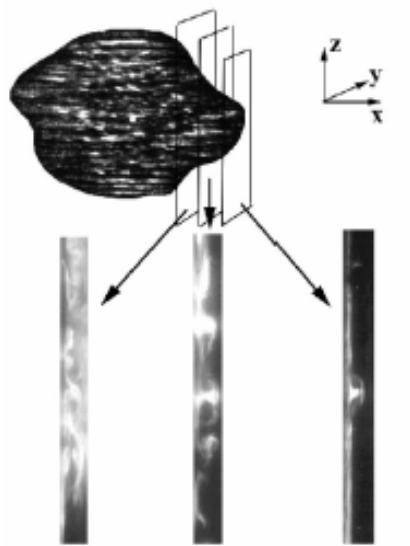


Fig.6 Sectional views of the flow at the border of a turbulent spot in three $x=\text{constant}$ planes for $Re=340$ for plane Couette flow. x is in the streamwise direction, y is in transverse direction, and z is in the spanwise direction (Bottin et al 1998; Courtesy of Dauchot).

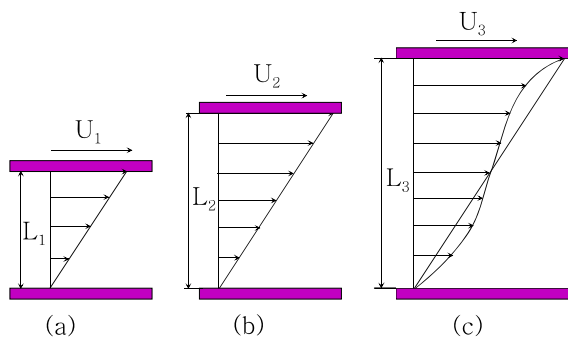


Fig.7 Development of plane Couette flow with increasing channel width (one plate moves and the other is at rest). The shear rate is the same for three cases. With the increasing of the channel width, Re increases. The flow is laminar for (a) and (b) cases, and it becomes turbulent for (c) with the increasing Re .