

# Resonant light scattering by optical solitons

S. Flach,<sup>1</sup> V. Fleurov,<sup>2</sup> A.V. Gorbach,<sup>1</sup> and A.E. Miroshnichenko<sup>3</sup>

<sup>1</sup>Max-Planck-Institut für Physik komplexer Systeme, Nöthnitzerstr. 38, Dresden 01187, Germany

<sup>2</sup>Beverly and Raymond Sackler Faculty of Exact Sciences,

School of Physics and Astronomy, Tel Aviv University, Tel Aviv 69978, Israel

<sup>3</sup>Nonlinear Physics Centre, Research School of Physical Sciences and Engineering, Australian National University, Canberra ACT 0200, Australia

The process of light scattering by optical solitons in a planar waveguide with an inhomogeneous refractive index core is considered. A specific core configuration is proposed, which supports resonant reflection (Fano resonances) as well as resonant transmission of light by optical solitons. All resonant effects can be easily controlled in experiment by changing the soliton amplitude.

PACS numbers: 42.65.Tg, 05.45.-a, 42.25.Bs

Recently the problem of plane wave scattering by various time-periodic potentials has attracted much attention, as it was shown that some interesting effects such as resonant reflection of waves [1] can be observed when dealing with non-stationary scattering centers. These resonant reflection effects were demonstrated to be similar to the well-known Fano resonance [2, 3], and in one-dimensional (1D) systems they lead to the *total resonant reflection* of waves. The time-periodic scattering centers can originate from the presence of nonlinearity in a spatially homogeneous system [4]. The main underlying idea of this phenomenon is that due to a nonlinearity the presence of a time-periodic scattering potential contains new harmonics. In general, these harmonics can be either inside or outside the plane wave spectrum, 'open' and 'closed' channels, respectively [2]. The presence of closed channels is equivalent to a local increase of the spatial dimensionality, i.e. to the appearance of alternative paths for the plane wave to propagate. This can lead to novel interference effects, such as the resonant reflection of waves - a Fano resonance. Here we would like to emphasize, that in a similar way the total resonant reflection of plane waves can be arranged by means of a static scattering center, provided that the system dimensionality is artificially locally increased (e.g. in composite materials) [5]. However, such static configurations have at least two significant disadvantages. Firstly, they do not provide one with any flexibility in tuning the resonance parameters: the resonant values of plane wave parameters are defined by a specific geometry. Secondly, it may be a nontrivial technological task to introduce locally some additional degrees of freedom for plane waves in an otherwise 1D system. Time-periodic scattering potentials appear to be much more promising: they can be relatively easily generated (e.g. laser beams, microwave radiation, localized soliton-like excitations), and they provide with the opportunity to tune the resonance, since all the resonant parameters are depending on the parameters of the potential (e.g. amplitude, frequency) and thus can be 'dynamically' controlled by some control parameter, e.g. the laser beam intensity.

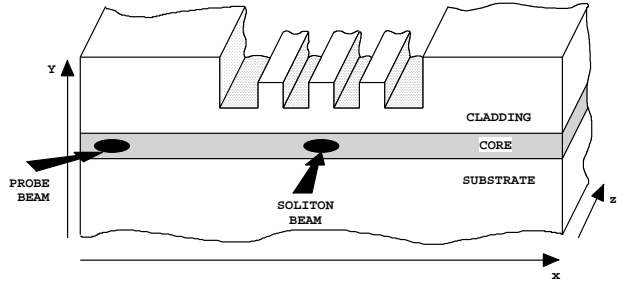


FIG. 1: Schematic structure of the experimental setup. The cladding of a planar waveguide is corrugated in the scattering center region. The soliton beam is sent along the  $z$ -axis, while the 'probe' beam is propagating in the  $xz$ -plane at some angle to the soliton.

In this Letter we propose an experimental setup to observe Fano resonances in the process of light scattering by optical spatial solitons. The schematic structure is shown in Fig. 1. The soliton is generated in a planar (slab) waveguide by a laser beam injected into the core along the  $z$ -direction. The soliton beam light is trapped in the  $y$ -direction (inside the core layer) by virtue of the principle of total internal reflection. The localization of light in the  $x$ -direction (the spatial soliton propagates along the  $z$ -direction) is provided by the balance between linear diffraction and an instantaneous Kerr-type nonlinearity. A probe beam is sent at some angle to the soliton. It has small enough amplitude so that far away from the soliton center the Kerr nonlinearity of the medium is negligible. It is important to note, that the process of light scattering by a spatial soliton is assumed to be *stationary* in time, i.e. we deal with a quasi-monochromatic light. The analogy with the above discussed time-periodic scattering problems comes from the possibility to interpret the spatial propagation along the  $z$ -direction as an artificial time [6, 7]. Thus the angle, at which the probe beam is sent to  $z$ -axis plays the role of a parameter similar to the frequency (or wave number) of plane waves in 1D systems.

In addition we assume that the refractive index  $n$  in-

side the core is a stepwise function of the coordinate  $x$  in the region, where the soliton is located, and has its constant value far away from the scattering center  $n(x \rightarrow \pm\infty) \equiv n_0$ . The modulation of the refractive index can be achieved by means of well-established techniques for producing waveguide arrays: either by etching the surface of the waveguide [8], or by insertion of stripes of another material into the planar waveguide core [9].

Assuming that the electromagnetic field maintains its linear polarization, the stationary Maxwell equation for the Fourier component of the electric field  $E(x, z)$  [12] takes the following form [10]:

$$\frac{\partial^2 E}{\partial z^2} + \frac{\partial^2 E}{\partial x^2} + n^2(x)E + \alpha |E|^2 E = 0, \quad (1)$$

where  $\alpha > 0$  is the nonlinear Kerr coefficient, the electromagnetic field is considered to be monochromatic  $\mathcal{E}(x, z, t) = E(x, z) \exp(-i\omega t) + c.c.$ , and the dimensionless spatial coordinates are used:  $\omega/c = 1$ , where  $c$  is the speed of light in vacuum.

A spatial optical soliton represents a special class of solutions of Eq.(1) of the form  $E^{sol}(x, z) = C(x) \exp(i\beta z)$  with  $C(x)$  describing the exponentially localized profile of the soliton,  $C(x)|_{x \rightarrow \pm\infty} \rightarrow 0$ .  $\beta$  is the only soliton parameter ( $z$ -component of its wave-vector),  $\beta > n_0$ . The soliton profile function  $C(x)$  satisfies the following stationary nonlinear Schrödinger equation (NLS):

$$\frac{d^2 C}{dx^2} + [n^2(x) - \beta^2] C + \alpha |C|^2 C = 0, \quad (2)$$

We consider the probe beam light interaction with the optical soliton, so that the total electric field is expressed as a sum of probe beam and soliton parts:  $E(x, z) = L(x, z) + C(x) \exp(i\beta z)$  [13]. Treating the probe beam part  $L$  as a small perturbation to the soliton part  $C$  and linearizing Eq.(1) around the soliton solution, we obtain the following equation for the linear beam amplitude:

$$\frac{\partial^2 L}{\partial z^2} + \frac{\partial^2 L}{\partial x^2} + n^2(x)L + \alpha [2|C|^2 L + L^* C^2 \exp(i2\beta z)] = 0. \quad (3)$$

The soliton acts as an external potential for the linear beam, consisting of a 'DC' ( $\sim |C|^2$ ) and 'AC' ( $\sim C^2$ ) parts.

Far away from the scattering center, where the soliton part is negligible,  $C(x) \rightarrow 0$  and the refractive index is constant  $n(x) \equiv n_0$ , Eq.(3) reduces to the simple wave equation for plane waves  $L(x, z) \sim \exp(ik_x x + ik_z z)$  with the following dispersion relation:

$$k_x^2 + k_z^2 = n_0^2. \quad (4)$$

Both the modulation of the refractive index and the presence of a soliton (more precisely the DC part of the corresponding potential) can lead to the appearance of bound states for the probe light with wave vector components  $(k_x, k_z)$  lying outside the spectrum (4). Besides,

the soliton acts as a new harmonic generator (through its AC part), so that the general solution of the eq.(3) consists of two "harmonics" (two channels):

$$L(x, z) = A(x) \exp[ik_z z] + B(x) \exp[i(2\beta - k_z)z], \quad (5)$$

coupled to each other through the AC part of the soliton scattering potential [2]:

$$A'' = [k_z^2 - n^2(x)] A - \alpha [2|C|^2 A + \mu B^* C^2], \quad (6)$$

$$B'' = [(2\beta - k_z)^2 - n^2(x)] B - \alpha [2|C|^2 B + \mu A^* C^2]. \quad (7)$$

Note that  $\mu$  is an artificial parameter for numerically controlling the strength of the AC scattering potential part. In order to match the correct physical situation its value should be  $\mu = 1$ . When  $\mu = 0$  the equation for  $A$  ( $B$ ) channel is equivalent to a stationary Schrödinger equation for some effective particle with the energy  $E_A = n_0^2 - k_z^2$  ( $E_B = n_0^2 - (2\beta - k_z)^2$ ) in the external potential being the sum of 'geometrical' and 'soliton' parts:  $V_{eff}(x) = [n_0^2 - n^2(x)] - 2\alpha |C(x)|^2$ .

For the probe beam wave to freely propagate far away from the scattering center, we take  $0 \leq k_z \leq n_0$ , so that it satisfies the dispersion relation (4) with some *real* value of  $k_x$ . Thus the  $z$ -component of the wave vector in the second term in (5)  $2\beta - k_z$  is outside the spectrum (4). Therefore this term corresponds to a closed channel with amplitude exponentially decaying with increasing distance from the scattering center. Hence, in our scattering problem we have one open ( $A$ ) and one closed ( $B$ ) channel.

There is a limiting case when we can predict the position of a Fano resonance. It corresponds to a small coupling between the two channels, the AC scattering potential here. In this particular situation the Fano resonance is located at the resonance between the discrete part of the closed channel spectrum (localized states) and continuum part of the open channel spectrum (delocalized states). We take advantage of this limit by choosing our artificial parameter  $\mu$  to be small,  $\mu \rightarrow 0$ . We will use this limit as a starting point to catch the resonance and to keep it while increasing the AC potential strength to its proper value,  $\mu \rightarrow 1$ . By subsequent increasing the coupling between open and closed channels, we strongly affect the position of localized levels in spectra of these channels. *Therefore even a weak modulation of the refractive index  $n$ , which also affects the positions of localized levels, might play an important role in the process of light scattering by optical solitons.*

In the simplest case of a homogeneous planar waveguide core  $n(x) \equiv n_0 = const$ .  $C(x)$  is the well-known stationary NLS soliton [6]:

$$C(x) = \sqrt{\frac{2(\beta^2 - n_0^2)}{\alpha}} \frac{1}{\cosh\left[\sqrt{\beta^2 - n_0^2} x\right]} \quad (8)$$

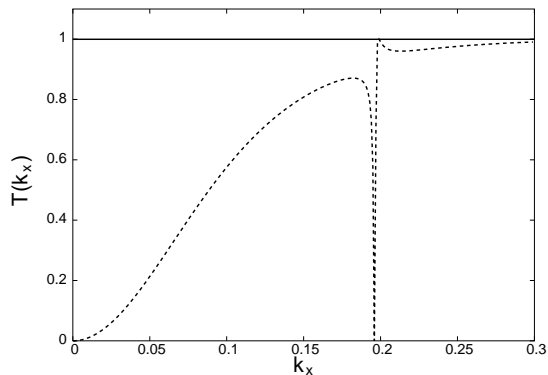


FIG. 2: Transmission coefficient  $T(k_x)$  of the probe beam through the optical soliton with  $\beta \approx 1.4743$ ,  $\beta^2 - n_0^2 = 0.1$ , in the case of a homogeneous core of the planar waveguide with  $n_0 = 1.44$  (solid curve). The dashed curve indicates the transmission coefficient for the same system but with artificially decreased coupling between the open and closed channels [last terms in the r.h.s of (6,7)] by the factor  $\mu = 0.1$ .

All resonance effects are suppressed here due to the transparency of the NLS soliton [6], see Fig. 2, even though the resonance condition described above can be formally satisfied for soliton parameter  $\beta$  lying in the interval  $1 < \beta/n_0 \lesssim 1.5$ . At small values of  $\mu$  we observe the Fano resonance at wavenumbers  $k_x$  close to the predicted position in the limit of small interchannel coupling (see dashed curve in Fig. 2). However, increasing  $\mu$  leads to a shift of the resonance position towards the band edge  $k_x = 0$  (this limiting value corresponds to the 'probe' beam being sent along  $z$ -axis, i.e. in parallel to the soliton). Finally, when  $\mu$  reaches its proper value  $\mu = 1$  we lose the resonance completely (see solid curve in Fig. 2). A similar scenario is observed for the configuration with an additional local increase of the refractive index in the vicinity of the scattering center. A promising case would be the opposite one - a local decrease of the refractive index, however for such the configuration an optical soliton becomes unstable, it tends to move away from the defect. Thus more complicated configurations are needed.

We propose here a triple well (TW) configuration of the planar waveguide core, which allows one to observe the Fano resonance effect in light scattering by an optical soliton. The refractive index  $n(x)$  inside the core is locally decreased in a vicinity of the scattering center (i.e. where an optical soliton is formed),  $n(x) = n_1 < n_0, |x| < L$ . In addition, to stabilize the soliton, we introduce local 'wells' with a higher value of the refractive index  $n = n_2, n_1 < n_2 < n_0$ , inside the section with  $n = n_1$ , the width of each well is  $L_b < L$ . It would suffice to insert only one well, but the TW configuration provides one with more pronounced Fano resonances. The resulting structure of the effective potential  $n_0^2 - n^2(x)$ , caused by the refractive index modulation, and a stable optical soliton profile  $C(x)$  are shown in Fig. 3(a).

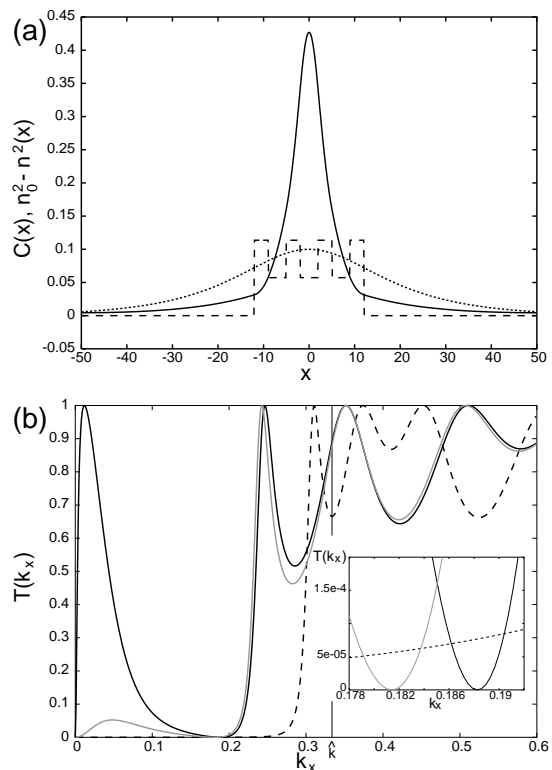


FIG. 3: (a) The effective potential  $n_0^2 - n^2(x)$  (dashed line) and the soliton profile  $C(x)$  (solid line) for the TW configuration, parameter values are:  $n_0 = 1.44$ ,  $n_1 = 1.4$ ,  $n_2 = 1.42$ ,  $L = 12$ ,  $L_b = 4$ ,  $\beta \approx 1.4417$ ,  $\beta^2 - n_0^2 = 5.0e-3$ . The dotted line shows the soliton profile for the case of a homogeneous core  $n(x) \equiv n_0 = 1.44$  with the same value of the soliton parameter  $\beta$ ; (b) Transmission coefficient  $T(k_x)$  for the system without a soliton (dashed line), and with solitons having different parameter values:  $\beta \approx 1.4417$ ,  $\beta^2 - n_0^2 = 5.0e-3$  (solid black line),  $\beta \approx 1.4434$ ,  $\beta^2 - n_0^2 = 1.0e-2$  (solid gray line). Vertical line indicates the critical value  $\hat{k} \approx 0.337$ , below which the effect of a 'total internal reflection' is observed (see the main text for details). Note, that  $\mu = 1$  here.

To compute the transmission coefficient  $T(k_x)$  we solve eqs. (6,7) with the boundary conditions [2]:  $A(x \rightarrow +\infty) = \tau \exp(ik_x x)$ ,  $A(x \rightarrow -\infty) = \exp(ik_x x) + \rho \exp(-ik_x x)$ ,  $B(x \rightarrow +\infty) = F \exp(-\kappa x)$ ,  $B(x \rightarrow -\infty) = D \exp(\kappa x)$ . Amplitudes of transmitted and reflected waves in the open channel  $\tau$  and  $\rho$ , respectively, define the transmission and reflection coefficients:  $T = |\tau|^2 = 1 - |\rho|^2 = 1 - R^2$ . Amplitudes  $F$  and  $D$  describe spatially exponentially decaying closed channel excitations with inverse localization length  $\kappa = [4\beta^2 - 4\beta\sqrt{n_0^2 - k_x^2} - k_x^2]^{0.5}$ . The results for the TW configuration, described above, are shown in Fig. 3(b), where the transmission coefficient was computed for the system without a soliton, and with solitons having different parameter values.

Note, that the dependence  $T(k_x)$  for the TW configuration without a soliton has several particularities. First

of all, there is always a critical value  $\hat{k}$ , below which the transmission coefficient is rather small. This has a direct connection to the well known effect of a 'total internal reflection', taking place at the boundary between a homogeneous core and the central section with a *lower* value of the refractive index. In addition, we also observe several transmission peaks at larger values  $k_x$  which are connected with internal modes and are determined by the specific internal configuration of the TW section [i.e. by the dependence  $n(x)$ ].

Switching on a spatial optical soliton has a twofold effect on the dependence  $T(k_x)$ . We add both a DC part and a coupling to a closed channel mediated by the AC part of the corresponding effective potential in (3) to the scattering potential. Due to the Kerr nonlinearity the effective refractive index is changed in the scattering center region:  $n_{eff}^2(x) = n^2(x) + \alpha|C(x)|^2$ . This, in turn, leads to a total restructuring of all the internal modes, and therefore all resonant transmission peaks are shifted, as seen in Fig. 3(b). This effect has a 'stationary' nature, meaning that only a soliton profile  $C(x)$ , but not its phase, is responsible for the new positions of the resonance transmission peaks.

Most important, one can clearly observe an appearance of resonant reflection ( $T = 0$ ) of the probe beam in the 'dark region'  $k_x < \hat{k}$ , see inset in Fig. 3(b). Thus, the specially designed configuration of the planar waveguide core allows one to observe Fano resonances in light scattering by optical solitons, provided that the soliton power (which is directly connected to its parameter  $\beta$ ) is not too high. At low soliton powers (small values of  $\beta$ ) we also observe an additional resonance transmission peak ( $T = 1$ ) close to the position of Fano resonance, see solid black curve in Fig. 3(b). Such a perfect transmission resonance generally accompanies Fano resonances when the coupling between the open and closed channels is small [2] and is similar to transmission resonances in a quantum mechanical scattering by a potential well in the presence of quasi-discrete levels [11]. As the soliton power is increased, and therefore the strength of coupling between the open and closed channels is also increased, the Fano resonance position, together with the position of resonance transmission, are shifted towards the lower band edge ( $k_x = 0$ ). For higher values of the soliton power only resonant reflection is observed, while the resonance transmission peak is already outside of the allowed wavenumber range, see solid gray curve in Fig. 3(a). Finally, at high enough soliton power both resonance effects disappear, so that for  $\beta \approx 1.47$  ( $\beta^2 - n_0^2 = 0.1$ ) we observe only the described above 'stationary' effect of shifting of all the resonance transmission peaks connected to the internal modes.

To conclude, we propose a specific configuration of a planar waveguide with a non-homogeneous core, which allows for a direct experimental observation of Fano res-

onances in light scattering by optical solitons. Such experiments would be of a great importance, as they could confirm several theoretical predictions for resonance phenomena in plane wave scattering by localized nonlinear excitations [2]. All resonance effects, predicted by our analysis, can be easily tuned in the real experiment, as they are strongly dependent on the soliton power. This could be also of importance from the practical point of view, giving an opportunity to use such resonance effects in different optical switchers for high-speed optical communication devices and also in extensively developing area of optical logic devices.

We would like to thank Shimshon Bar-Ad for useful and stimulating discussions.

- 
- [1] T. Cretegy, S. Aubry, and S. Flach, *Physica D*, **119**, 73 (1998); C.S. Kim and A.M. Satanin, *J.Phys.:Condens. Matter* **10**, 10587 (1998); S.W. Kim and S. Kim, *Phys. Rev. B* **63**, 212301 (2001).
  - [2] S. Flach, A.E. Miroshnichenko, and M.V. Fistul, *Chaos* **13**, 596 (2003); S.Flach et. al., *Phys. Rev. Lett.* **90**, 084101 (2003).
  - [3] U. Fano, *Phys. Rev.* **124**, 1866 (1961).
  - [4] S. Aubry, *Physica D* **103**, 201 (1997); S. Flach, C.R. Willis, *Phys. Rep.* **295**, 181 (1998); *Energy Localisation and Transfer*, Eds. T. Dauxois, A. Litvak-Hinenzon, R. MacKay and A. Spanoudaki, World Scientific (2004); D. K. Campbell, S. Flach and Yu. S. Kivshar, *Physics Today*, p.43, January 2004.
  - [5] J. Kim et. al., *Phys. Rev. Lett.* **90**, 166403 (2003); G. Kim et. al., arXiv:cond-mat/0402639 (2004); Yu.A. Kosevich, *Progr. Surf. Sci.* **55**, 1 (1997); C. Goffaux et. al., *Phys. Rev. Lett.* **88**, 225502 (2002).
  - [6] V.E. Zakharov, and A.B. Shabat, *Zh. Eksp. Teor. Fiz.* **61**, 118 (1971) [*Sov. Phys. JETP* **34**, 62 (1972)].
  - [7] G.P. Agrawal, *Nonlinear Fiber Optics*, 2nd ed. (Academic, San Diego, 1995).
  - [8] H.S. Eisenberg et. al., *Phys. Rev. Lett.* **81**, 3383 (1998).
  - [9] D.Cheskis et. al., *Phys. Rev. Lett.* **91**, 223901 (2003).
  - [10] D.N. Christodoulides, R.I. Joseph, *Optics Letters* **13**, 794 (1988); M.J. Ablowitz, Z.H. Musslimani, *Physica D* **184**, 276 (2003).
  - [11] P.M. Morse and H. Feshbach, *Methods of Theoretical Physics* (McGraw-Hill, New York, 1953), Vol. 2, p. 1655.
  - [12] Here we consider the  $y$ -dependence of the field to be quasi-uniform all over the system. Weak deviations from a uniform distribution, caused by a modulation of the refractive index  $n$  are not essential, since they don't play any significant role in the resonant effects we describe. Note that a stepwise change of the refractive index leads to an excitation of radiative modes in the vicinity, where this change takes place. The rate of losses caused by such the radiation is proportional to a rate of the refractive index change, in our case it is of order of 1%.
  - [13] In order to observe the discussed resonance effects, the temporal frequencies of the probe beam and soliton lights need to be the same.