

# Hiding message in Delay Time: Encryption with Synchronized time-delayed systems

Won-Ho Kye, Muhan Choi, and Chil-Min Kim

*National Creative Research Initiative Center for Controlling Optical Chaos, Pai-Chai University, Daejeon 302-735, Korea*

Young-Jai Park

*Department of Physics, Sogang University, Seoul 121-742, Korea*

We propose a novel method which enables to send message using synchronization of time-delayed systems in the presence of delay time modulation. The message is encoded as a modulation of delay time in transmitter, and is decoded by tracking the synchronized trajectory stored in the queue buffer of the receiver. We demonstrate our scheme in a system of coupled logistic maps and discuss the effect of the external noise.

PACS numbers: 05.45.Xt, 05.40.Pq

The fact that the chaotic system, which intrinsically possesses unpredictability and broad band spectrum, can be synchronized [1, 2, 3] has led us to have assumption that the chaotic system provides better security in communication than previously known cryptographic schemes. Since the first demonstration of chaos communication had shown in an electronic circuit [4], the chaos communication has been extensively investigated and various methods for masking the message have been proposed [5]. It is, however, shown that the masked message by the chaotic signal from low-dimensional chaotic system can be extracted [6]. Even though the message is masked by the hyperchaotic signal, the message can be extracted by using nonlinear dynamic forecasting unless the local dynamics reflect significantly more complicated dynamics [7].

To cure the weakness of the conventional chaos communication, the methods using synchronization of time-delayed system [8] have been proposed [9]. Despite of small number of physical degrees of freedom, the time-delayed system [10, 11, 12] has high-dimensional hyperchaos which can be easily implemented electronically. For those reasons the communication using time-delayed system has received much attentions. However, it is discussed that delay time  $\tau$  can be detected by the transferred signal and in that case the reconstructed phase space of the time-delayed system is collapsed into low-dimensional manifold [13]. On this basis, it is demonstrated that the message masked by the signal of time-delayed system can be extracted even for the case of the low power of message signal [14]. So far the almost all proposed methods for chaos communication have been broken by its successive counter examples and this fact spurred a debate on the general assumption on the chaotic system.

Recently, the time-delayed system with delay time modulation (DTM) by which the delay time is derived by using chaotic or stochastic signal for the purpose to make delay time undetectable [15]. It is analyzed that phase space reconstruction is hardly possible [16] because DTM significantly increases the complexity of an attractor and it makes the delay time undeterminable. The report that

the robustic synchronization between two coupled chaotic systems with DTM can be established calls attention to time-delayed system with DTM as an ideal candidate for communication. The transmitter of the coupled system consists of a time-delayed system and a modulation one such that:

$$\begin{aligned}\dot{x} &= f(x(t), x(t-\tau)), \\ \tau &= g(x(t), t),\end{aligned}\quad (1)$$

where  $g$  is a modulation function, and the receiver is given by

$$\dot{x}' = f(x'(t), x(t-\tau)). \quad (2)$$

Even though the modulation has been done only in transmitter side, the receiver is synchronized by the transmitted signal  $x(t-\tau)$  [15]. In this Letter, we propose the method which enables us to mask the message using the synchronization in the presence of DTM [15]. In our method the message is masked as an additional modulation of the delay time which enables us to overcome the drawbacks in previous schemes.

First, we shall describe the proposed scheme conceptually and demonstrate it in coupled two logistic maps. The transmitter is given by:

$$\begin{aligned}\dot{x} &= f(x, x(t-\tilde{\tau})), \\ \tau &= g(x), \\ \tilde{\tau} &= \tau + m(t).\end{aligned}\quad (3)$$

Here  $\tau$  is the bare delay time which is modulated by its own state valuable  $x$ , while  $\tilde{\tau}$  is the genuine delay time which is additionally modulated by the message  $m(t)$ . The transmitter sends the signal  $x^* \equiv x(t-\tilde{\tau})$  which carries the message to the receiver. We emphasize that the proposed encoding method is fundamentally different from the previously investigated ones. So far, in the conventional methods [5] the encoding of the message is usually done by perturbing the real trajectory of the chaotic signal such that  $\bar{x} = x + m$ . Accordingly the message is extracted by identifying the fluctuations of the reconstructed phase trajectory or return map [7]. Moreover, because the message plays a role of noise which degrades the quality of synchronization, the system should

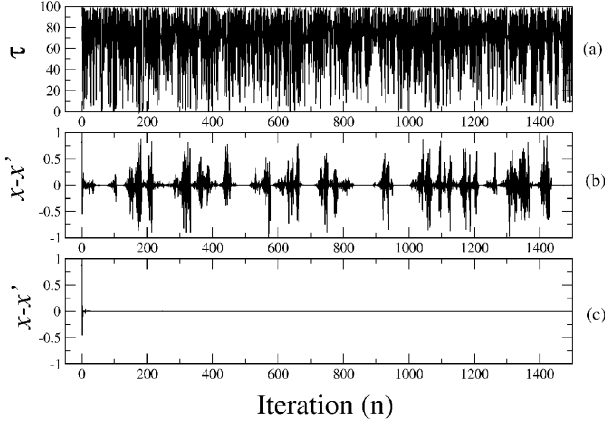


FIG. 1: Synchronization in the presence of DTM of the Eqs. (6) and (7) when  $\Lambda = 100$ . (a) The modulated delay time; The temporal behaviors of the difference  $x - x'$  (b) below the threshold  $\alpha = 0.28$  (c) above the threshold  $\alpha = 0.33$ .

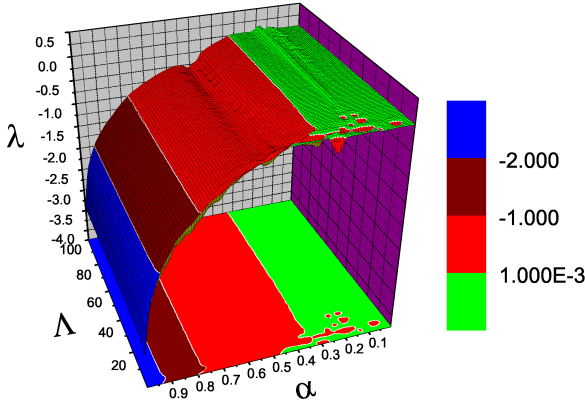


FIG. 2: The conditional Lyapunov exponent as a function of  $\Lambda$  and  $\alpha$ .

have fast relaxation to the attractor which potentially increases vulnerability [5, 6]. Meanwhile, in our scheme, the message is encoded as a modulation of delay time such that  $\bar{x} = x(t - (\tau + m))$  which is just the temporal shuffling of the original trajectory. Since the message changes genuine characteristics of on attractor such as embedding dimension and complexity through modulating the delay time [16], messages are constituted into attractor itself instead of a perturbation. Furthermore, there is no limitation for the power of the message signal.

To construct the encoding and decoding method, we assume that the modulation function  $g$  depends only on the state variable and the functional form  $g$  is known in public. Even if someone knows the functional form of  $g$ , one can not get  $\tau$  from  $g(x')$  because one should know synchronized state variable  $x$ . We consider the case that the transmitter and receiver are already synchronized after some transient period. To decode the message, the receiver should preserve the history of the its own tra-

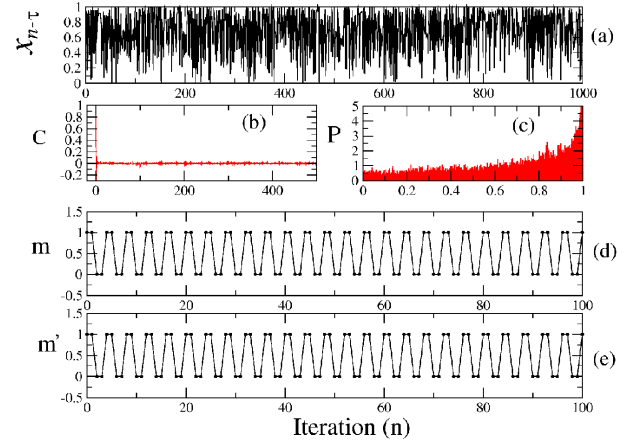


FIG. 3: (a) The transmitted signal including the message  $m$  at  $\alpha = 0.7$ ,  $\Lambda = 100$ , and  $\epsilon = 10^{-8}$ ; (b) The autocorrelation of the transmitted signal. It shows  $\delta$  function shape; (c) The probability distribution function of the transmitted signal; (d) The original message in transmitter side; (e) The decoded message in receiver side.

jectory for the time interval  $[t - \tau_m, t]$  by constructing the delayed queue buffer which is denoted by the symbol  $\{x'[i]\}_{t-\tau_m}^t$ , where  $\tau_m = \max \tau(t)$ ,  $i \in [0, N]$ . Here  $N = \lceil \tau_m / \delta t \rceil$ ,  $\delta t$  is a sampling step, and  $\lceil x \rceil$  is the largest integer less than  $x$ . For convenience, we define the delay identification measure:

$$M(i, \epsilon) = \epsilon - |x^* - \{x'[i]\}_{t-\tau_m}^t|, \quad (4)$$

where  $\epsilon$  is the decision parameter for the identification. The receiver can find the value of  $\tilde{\tau}$  by finding the index  $i^*$  which maximize the delay identification measure such that  $M(i^*, \epsilon) \geq M(i, \epsilon)$  for  $i \in [0, N - 1]$ . Accordingly, the message encoding can be done as follows:

$$\begin{aligned} \dot{x}' &= f(x', x(t - \tilde{\tau})), \\ \tau' &= g(x'), \\ \tilde{\tau}' &= i^* N, \end{aligned} \quad (5)$$

and the message behind the delay time can be decoded in receiver side such that:

$$m'(t) = \tilde{\tau}' - \tau'. \quad (6)$$

Since we have assumed that two systems have been in the synchronized, i.e.,  $x = x'$ ,  $\tau = \tau'$ , and  $\tilde{\tau} = \tilde{\tau}'$  and eventually receiver gets  $m'(t) = m(t)$ .

In conventional scheme, since the message is encoded by the deviation from the synchronization manifold, in some case the encoded message can be partly decoded if the system is located on the intermittently synchronized phase, because the parameters are not sufficiently distant from a particular system. However, in our scheme, even if a different system is located in the intermittently synchronized phase, the message is completely unknown, because the message is not the deviation from the synchronization manifold. Only the system, which is completely

synchronized, can decode the message. Additional benefit of this scheme is that delay time is represented by integer even if one use the chaotic flow for transmitter and receiver, because delay time is actually a pointer indicating the position of the previous state. For that reason, digital data can be directly encoded or decoded in this scheme.

To demonstrate the encoding and decoding scheme, we consider the transmitter and the receiver, which consist of logistic maps as follows:

$$\left. \begin{aligned} x_{n+1} &= \lambda \bar{x}_n (1 - \bar{x}_n), \\ \tau &= [\Lambda x_n], \\ \tilde{\tau} &= \tau + m \bmod \tau_m, \end{aligned} \right\} \text{Transmitter} \quad (7)$$

where we took  $g(x) = [\Lambda x]$  and

$$\left. \begin{aligned} x'_{n+1} &= \lambda \bar{x}'_n (1 - \bar{x}'_n), \\ \tau' &= [\Lambda x'_n], \\ \tilde{\tau}' &= i^*, \\ m' &= \tilde{\tau}' - \tau' \bmod \tau_m, \end{aligned} \right\} \text{Receiver} \quad (8)$$

where  $\bar{x}_n = (1 - \alpha)x_n + \alpha x_{n-\tilde{\tau}}$ ,  $\bar{x}'_n = (1 - \alpha)x'_n + \alpha x_{n-\tilde{\tau}'}$ . Here  $i^*$  is the identified index which maximize the delay identification measure:  $M(i, \epsilon) = \epsilon - |x^* - x'[i]_{n-\tau_m}^n|$  with  $i \in [0, \tau_m - 1]$ . Figure 1 shows the temporal behaviors of two coupled systems with null message, i.e.,  $m = 0$ . While the difference  $x - x'$  between two state variables shows the intermittent chaotic bursting below the threshold (Fig. 1(b)), it fast converges to the synchronization manifold  $x - x' = 0$  above the threshold (Fig. 1(c)).

To analyze the critical behaviors of coupled two chaotic systems we find the difference motion such that:  $\Delta X_{n+1} = \lambda(1 - \alpha)(1 - (\bar{x}_n + \bar{x}'_n))\Delta X_n$  where  $\Delta X_n = x_n - x'_n$ . The conditional Lyapunov  $\lambda_c$ , which determines the synchronization threshold, can be found using standard procedure:  $\lambda_c = \lim_{n \rightarrow \infty} \frac{1}{n} \log |\Delta X_n / \Delta X_0|$ . Figure 2 shows the the conditional Lyapunov exponent as a function of coupling strength and modulation amplitude  $\Lambda$ . One see that the conditional Lyapunov exponent becomes negative above  $\alpha = 3.2$  for all  $\Lambda \in [0, 100]$  and two coupled systems are synchronized in that regime. Figure 3 shows the results of the message transfer by using the above system. The transmitted signal  $x_{n-\tilde{\tau}}$  is shown in Fig. 3 (a) and the autocorrelation function of the signal is presented in Fig. 3 (b). The probability distribution function of transmitted signal is presented in Fig. 3 (c). Since the autocorrelation function is  $\delta$ -correlated, one can see that the system looks random for an eavesdropper. Fig. 3 (d) is the original message encoded in transmitter and the (e) is the message decoded in receiver.

The consideration of the effect of noise in transmission channel is essential in regard to the real implementation. The noise in the transmission channel  $\xi_n$  induces the distortion in receiver side such that:

$$\tilde{x}^* = x^* + \xi_n, \quad \tilde{x}'_{n-\tilde{\tau}} = x'_{n-\tilde{\tau}} + \xi_n. \quad (9)$$

In the presence of noise, the delay identification measure is modified such that  $\tilde{M}(i, \epsilon) = \epsilon - |\tilde{x}^* - \tilde{x}'[i]_{n-\tau_m}^n|$  and

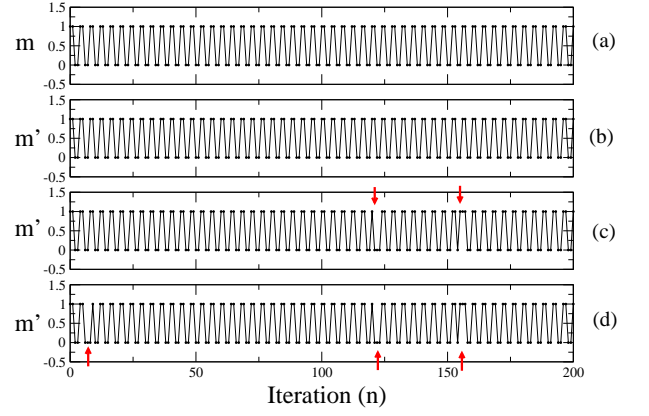


FIG. 4: The decoded message with the transmission noise of  $\max(\xi_n) = 10^{-6}$ . (a) The original message; (b) The decoded message with the decision parameter  $\epsilon = 2.0 \times 10^{-5}$ . (c) With  $\epsilon = 1.5 \times 10^{-5}$  The arrows indicate the error in the decoded message; (d) With  $\epsilon = 1.0 \times 10^{-5}$ .

so there exist some possibility that the identified index  $i^*$  can be determined incorrectly due to the external noise. Figure 4 shows how the external noise has an effect on the message transfer in our scheme. The original message is presented in Fig. 4 ((a)) and decoded messages with different values of threshold value  $\epsilon$  in Fig. 4 (b)-(d). One can see that the transferred bits are intermittently flipped in (c) and (d) (see the arrows). To clarify the role of the noise  $\xi_n$  in our scheme and the relationship with the decision parameter  $\epsilon$ , we evaluate the decoding error which is defined by the number of flipped bit normalized by the total number of transferred bit. Figure 5 (a) shows the decoding error as a function of decision parameter in the presence of external noise. The decoding error is decreased as the decision parameter is increased. Figure 5 (b) shows the data with error correction method [17]. By taking the decision parameter appropriately, the receiver can decode the message completely even in the presence of noise.

It is worth discussing the possibility of the eavesdropping for the proposed scheme. The eavesdropper can accumulate the transferred signal  $x_{n-\tilde{\tau}}$ , which is temporally shuffled signal of state vector  $x_n$ . Accordingly first the eavesdropper could not reconstruct the phase space correctly. Even if one successes in phase space reconstruction, the message is not separable as mentioned previously. Second, to decode the message for the eavesdropper, the queue buffer is essential to identify the bare delay time. However, the eavesdropper always gets the temporally mixed queue buffer  $\{\tilde{x}[i]\}_{n-\tau_m}^n$ . So the bare delay can not be read from the queue buffer.

In conclusion, we have proposed a novel scheme which enables to encode and decode the message using the time delayed system in the presence of delay time modulation. Our scheme is fundamentally different from the conventional ones in following points, in which the message is

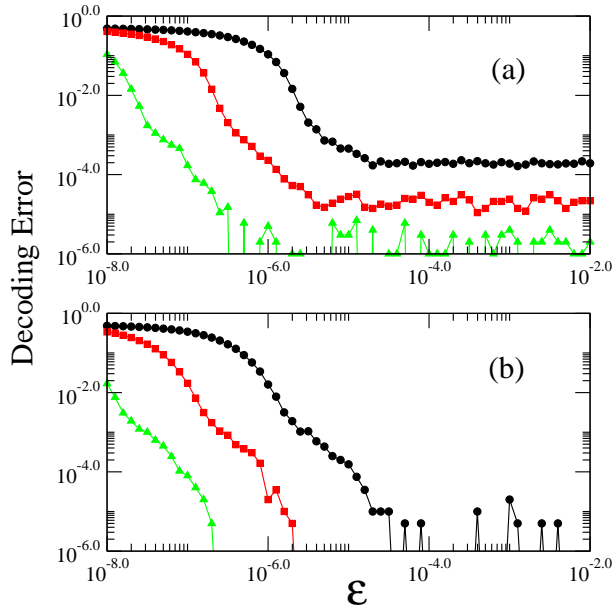


FIG. 5: The error of the decoded message in the presence of noise as a function of decision parameter  $\epsilon$ , where the points below  $10^{-6.0}$  have zero value. Each data point is evaluated after  $10^6$  bit transactions. (a) When the error correction is absent. Circles for  $\xi = 10^{-6}$ ; Squares for  $\xi = 10^{-7}$ ; Diamonds for  $\xi = 10^{-8}$ . (b) When the error correction is present. See Ref. [17] for details of the error correction. The maximums of the external noise are same with above

encoded as a perturbation of real trajectory of the system and it degrades the quality of synchronization. In our scheme, since the message is encoded as a modulation of a delay time, it does not degrade the quality of the synchronization. The message is decoded just by comparing the transmitted signal with the history of the trajectory stored in queue buffer. We have also shown that the scheme works even in the presence of external noise just with a simple algorithm for error correction. We expect our scheme can be used to implement the real communication system with better performance and enhanced security.

#### Acknowledgments

This work was supported by Creative Research Initiatives of the Korean Ministry of Science and Technology.

- 
- [1] H. Fujisaka and T. Yamada, Prog. Theor. Phys. **69**, 32 (1983); V.S. Afraimovich, N.N. Verichev, and M.I. Rabinovich, Radiophys. Quantum Electron. **29**, 747 (1986); L.M. Pecora and T.L. Carroll, Phys. Rev. Lett. **64**, 821 (1990).
  - [2] S. Boccaletti, J. Kurth, G. Osipov, D.L. Valladares and C. Zhou, Physics Reports **366**, 1 (2002).
  - [3] A. Pikovsky, M. Rosenblum, and J. Kurths, *Synchronization A universal concept in nonlinear science*, CAMBRIDGE UNIVERSITY PRESS, 2001.
  - [4] K.M. Cuomo and A.V. Oppenheim, Phys. Rev. Lett. **71**, 65 (1993).
  - [5] L. Kocarev and U. Parlitz, Phys. Rev. Lett. **74**, 5028 (1995); J. H. Peng, E. J. Ding, M. Ding, and W. Yang, Phys. Rev. Lett. **76**, 904 (1996); J. H. Xiao, G. Hu, and Z. Qu, Phys. Rev. Lett. **77**, 2818 (1996); S. Boccaletti, A. Farini, and F. T. Arecchi, Phys. Rev. E **55**, 4979 (1997); K. Murali and M. Lakshmanan, Phys. Rev. E **56**, 251-255 (1997); Z. Liu, S. Chen, and B. Hu, Phys. Rev. E **59**, 2817 (1999); S. Sundar and A. A. Minai, Phys. Rev. Lett. **85**, 5456 (2000); C.-M. Kim, S. Rim, and W.-H. Kye, Phys. Rev. Lett. **88**, 014103 (2002); S. Wang, J. Kuang, J. Li, Y. Luo, H. Lu, and G. Hu, Phys. Rev. E **66**, 065202 (2002); R. Mislavaty, E. Klein, I. Kanter, and W. Kinzel, Phys. Rev. Lett. **91**, 118701 (2003).
  - [6] G. Pérez and H.A. Cerdeira, Phys. Rev. Lett. **74**, 1970 (1995).
  - [7] K.M. Short and A.T. Parker, Phys. Rev. E **58**, 1159 (1998); D.-U. Hwang, C.-M. Kim, and Y.-J. Park, J. Korean Phys. Soc. **42**, 8 (2003).
  - [8] K. Pyragas, Phys. Rev. E **58**, 3067 (1998); R. He and P.G. Vaidya, Phys. Rev. E **59**, 4048 (1999); L. Yaowen, G. Gguangming, Z. Hong, and W. Yinghai, Phys. Rev. E **62**, 7898 (2000).
  - [9] B. Mensour and A. Longtin, Phys. Lett. A **244**, 59 (1998); J.-P. Goedgebuer, L. Larger, and Henri Porte, Phys. Rev. Lett. **80**, 2249 (1998); V.S. Udaltsov, J.-P. Goedgebuer, L. Larger, and W.T. Rhodes, Phys. Rev. Lett. **86**, 1892 (2001).
  - [10] J.K. Hale, *Theory of Functional Differential Equations*, Springer-Verlag, Berlin, (1997) and references therein.
  - [11] T. Heil, I. Fischer, W. Elsässer, J. Mulet, and C. R. Mirasso, Phys. Rev. Lett. **86**, 2001 (795).
  - [12] J. Fort and V. Méndez, Phys. Rev. Lett. **89**, 178101 (2002).
  - [13] R. Hegger, M.J. Bünner, H. Kantz, and A. Giaquinta, Phys. Rev. Lett. **81**, 558 (1998).
  - [14] C. Zhou and C.-H. Lai, Phys. Rev. E **60**, 320 (1999); B.P. Bezruchko, A.S. Karavaev, V.I. Ponomarenko, and M.D. Prokhorov, Phys. Rev. E **64**, 056216 (2001); V.I. Ponomarenko and M.D. Prokhorov, Phys. Rev. E **66**, 026215 (2002).
  - [15] W.-H. Kye, M. Choi, M.-W. Kim, S.-Y. Lee, S. Rim, C.-M. Kim, and Y.-J. Park, Phys. Lett. A **322**, 338 (2004).

- [16] W.-H. Kye M. Choi, S. Rim, M.S. Kurdoglyan, C.-M. Kim, and Y.-J. Park, Phys. Rev. E **69**, 055202(R) (2004).
- [17] As a simplest implementation of the error correction, we have introduced a redundance of the transfered data. In

the transmitter, a bit is represented as five duplicated bits, i.e., "1" is represented by "11111". In the receiver, the bit is read as the value that has same bits at least three times.