

Interaction of moving discrete breathers with vacancies

J Cuevas, JFR Archilla, B Sanchez-Rey, and FR Romero
 Grupo de Física No Lineal (Nonlinear Physics Group). Universidad
 de Sevilla. Avda. Reina Mercedes, s/n. 41012-Sevilla (Spain)
 (Dated: October 21, 2003)

In this paper a Frenkel-Kontorova model is used to describe a vacancy defect in a crystal. The vacancy can migrate when interacts with a moving breather, according to recent experimental results (Sen et al. Europhys. Lett. 51, 401, 2000). The phenomenology due to this interaction is briefly described. It is shown that the vacancy mobility is strongly correlated with the existence and stability properties of stationary breathers centered at the particles adjacent to the vacancy, which we call vacancy breathers.

PACS numbers: 63.20.Pw, 63.20.Ry, 63.50.+x, 66.90.+r

Keywords: Discrete breathers, Mobile breathers, Intrinsic localized modes, Vacancies, Breather-kink interaction.

A vacancy is a point defect which may exist in a crystal. One-dimensional crystals can be described using a Frenkel-Kontorova (FK) model [1], which consists of a one-dimensional chain of interacting particles on a periodic substrate potential. A vacancy is modelled by an empty well of the substrate potential. The non-linear dynamics of these structures in continuous systems is described by anti-kink solutions, which have been widely studied [2, 3].

In the present paper, we study a mechanism that can put vacancies into movement: the interaction of moving localized discrete excitations (or moving discrete breathers [4]) with vacancies. This interaction might be an explanation of some experimental results: when a silicon crystal is irradiated with an ion beam, the defects are pushed towards the edges of the sample [5]. The authors suggested that mobile localized excitations created by ion collisions might be the cause of defects movement.

Some phenomenology of the interaction between moving breathers and vacancies has been recently studied [6]. In the present paper we attempt to provide at least a partial explanation. At the present stage of breather theory we cannot expect a perfect deterministic relation between the moving breather and vacancy parameters and the outcome of their interaction. One reason is that the existing methods to obtain moving breathers, i.e., the marginal breather and the discrete gradient methods do not provide exact breathers. Therefore, their parameterization is incomplete and limited to their position, frequency and kinetic energy. Future developments might clarify the picture, but it is also likely that their dynamics is intrinsically chaotic given the extreme sensitivity to initial conditions. Thus, we have to rely on statistics and this is also appropriate as we should not expect exact breathers in nature. However, when a breather approaches or reaches the vacancy it excites its neigh-

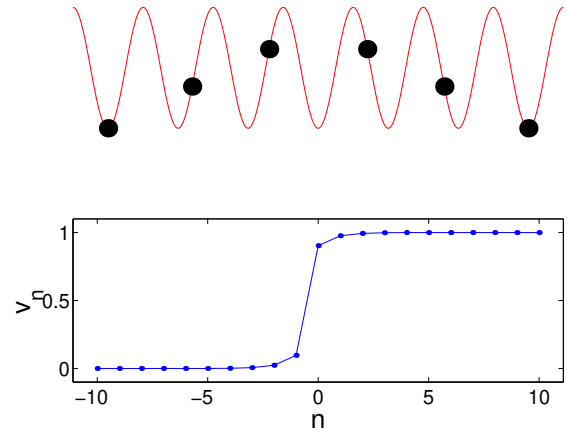


FIG. 1: (Top) Scheme of the Frenkel-Kontorova model with sine-Gordon substrate potential. The full circles represent the particles, which interact through a Morse potential. (Bottom) Anti-kink in the variables v_n . $n = 0$ corresponds to the particle at the left of the vacancy and $n = 1$ to the particle at the right.

boring particles, bringing about the formation of what we call vacancy breathers (VB), and in the present paper we show that much of the phenomenology can be understood in terms of the VBs existence and stability properties. These are completely new developments with respect to Ref. [6]. Bifurcations of VBs are strongly correlated with the non-existence of vacancy forward movement, and with the existence of a threshold for the kinetic energy of the incident moving breather in order to move a vacancy. We also enlarge the study to the case of double vacancies.

In the following we describe the model, the phenomenology and the partially successful explanation.

To model vacancies in a solid in a one-dimensional crystal we need a periodic on-site potential and we have chosen the sine-Gordon $V(x_n) = \frac{a^2}{4}(1 - \cos(2x_n/a))$ as the simplest one, with linear frequency normalized to the unity $\omega_0 = \sqrt{V''(0)} = 1$, x_n being the

Electronic address: jcuevas@us.es

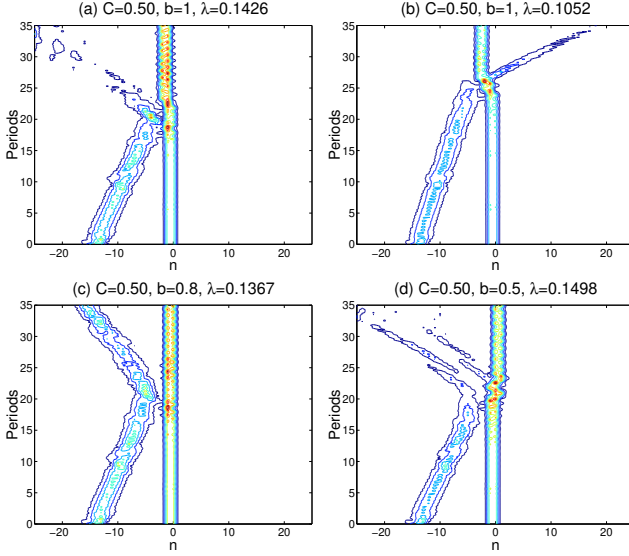


FIG. 2: Energy density plot for the particles in the interaction moving breather. The particle to the right of the vacancy is located at $n = 0$. In (a) and (b) the vacancy moves backwards; in (c) the vacancy remains at rest and in (d) the vacancy moves forwards. We have observed that the incoming breather can pass through the vacancy provided the latter moves backwards.

absolute coordinate of the n -th particle and a the lattice period normalized to 1. We also need some interaction potential between particles which weakens when the distance between them grows and which prevent them from crossing over each other. Its curvature C has to be almost constant as there is a narrow interval of it for which moving breathers exist ($0.4; 0.5$) for $b_0 = 1$ and $b_0 = 0.9$ [7]. We write it as CW , W being a Morse potential with normalized curvature ($W^{(0)}(a) = 1$) given by $W(x_n - x_{n-1}) = [\exp(-b(x_n - x_{n-1} - a)) - 1]^2 / (2b^2)$. We can modulate the strength of the interaction potential without changing its curvature by changing b , b^{-1} being a measure of the well width and $C = 2b^2$ the well depth. The masses are also normalized to the unity with a suitable choice of the time unit. For the sake of clarity, we present here the results for $C = 0.5$, although other values within the specified range provide similar results.

Therefore, the Hamiltonian and dynamical equations of the Frenkel-Kontorova chain are given by [2]

$$H = \sum_{n=1}^N \frac{1}{2} \dot{x}_n^2 + V(x_n) + CW(x_n - x_{n-1}); \quad (1)$$

$$x_n + V'(x_n) + C[W'(x_n - x_{n-1}) - W'(x_{n+1} - x_n)] = 0; \quad (2)$$

Fig. 1 (top) shows a sketch of the equilibrium state of the model. In the relative variables $fv_n = x_n - na$, it corresponds to an antikink (Fig. 1-bottom). Throughout this paper, the results correspond to a breather frequency $b_0 = 0.9$. Values of $b_0 \in [0.9; 1]$ lead to qualitatively sim-

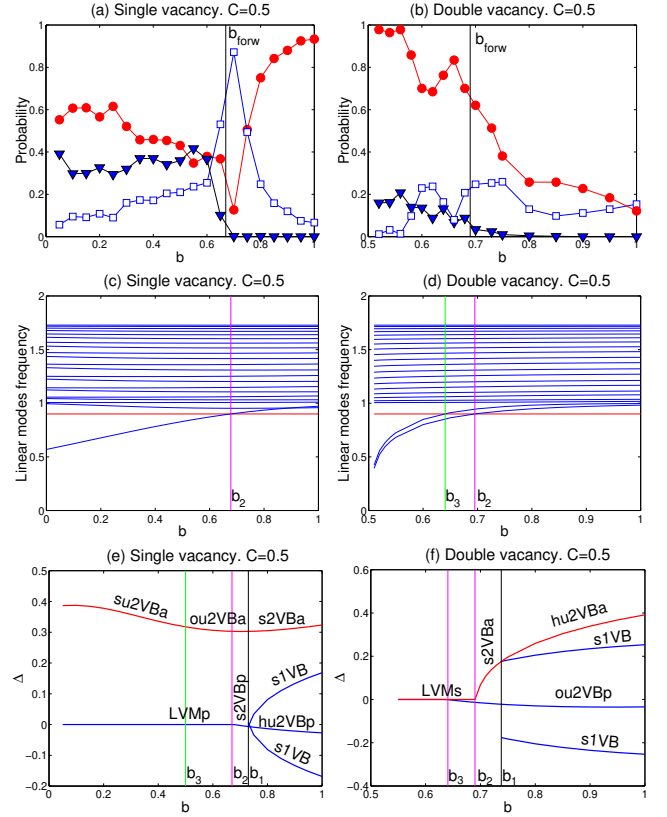


FIG. 3: Left column: single vacancy. Right column: double vacancy. Dependence of several magnitudes on the inverse width b of the interaction potential. The interaction weakens when b increases. (a) Probability for the vacancy to remain at its site (squares), move backwards (circles) or forwards (triangles). It turns out that $b_{\text{forw}} \in [0.65; 0.70]$. (b) Probability for the double vacancy to remain at rest (squares), to split (circles) and for the right vacancy to move forwards (triangles). (c-d) Linear frequencies. Also represented the breather frequency $b_0 = 0.9$. (e-f) Bifurcation diagrams for a single and a double vacancy. The bifurcation variable is the difference between the relative displacements of the left and right particles. See text for the breather codes.

ilar results. There are no moving breathers for $b_0 < 0.9$ and no breathers for $b_0 > 1$.

We want to understand how the inverse width of the interaction potential affects the interaction of moving breathers with vacancies. For different values of b , we consider families of moving breathers which are launched towards the vacancies, located to the right of the breather. The moving breathers are generated using a simplified form of the marginal mode method [7, 8], which consists of adding to the velocity of a stationary breather a perturbation $\nabla = (\dots; 0; 1/\sqrt{2}; 0; 1/\sqrt{2}; 0; \dots)$, with the nonzero values at the neighboring sites of the initial breather center. The translational energy of the breather is $K = 2$. We will refer by the left and right particles the adjacent ones to the left and right of the vacancy respectively.

The outcome of the numerical computations for a single vacancy can be summarized as follows:

1. The final state of the vacancy after the interaction (Fig. 2) is highly dependent on the relative phases of the incoming breather and the particles adjacent to the vacancy. This phase dependence is also observed in the interaction between a moving breather and a static breather [9].

2. The forward movement of the vacancy occurs only if the interaction is strong enough, i.e., b smaller than a critical value $b_{\text{low}}(C)$. Figure 3-a shows the probability that the vacancy moves forwards, backwards or remains at rest. The most probable behavior is, in general, the backwards movement, as might be expected because the left particle moves in the direction of the breather. These results have been obtained averaging over 601 values of the parameter uniformly distributed in the interval $(0.10; 0.16)$. A Gaussian distribution of leads to essentially similar results [6].

3. The translational energy of the breather in order to move the vacancy must be higher than a minimal value K_c in an interval denoted $(b_{\text{barr}}^{\text{min}}; b_{\text{barr}}^{\text{ax}})$. It turns out that $b_{\text{low}} \approx 2(b_{\text{barr}}^{\text{min}}; b_{\text{barr}}^{\text{ax}})$. The dependence of K_c with respect to b is shown in Fig. 4-a.

4. The incident breather always loses energy.

5. The breather can be reflected, trapped (with emission of energy) or refracted by the vacancy, as occurs in the interaction moving breather/mass defect [10].

6. The refraction of the breather can only take place if the vacancy moves backwards. An explanation of this fact is that the right particle, in order to transmit a moving breather, needs a strong interaction which cannot be provided across a vacancy site, because the distance corresponds to the soft part of the Morse potential. The left particle has to jump forwards to transmit the moving breather.

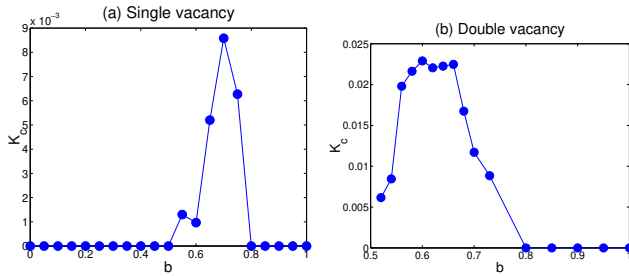


FIG. 4: Minimal translational energy (K_c) to move a vacancy (a) or a double vacancy (b).

If the case of a double vacancy, the following new phenomena appear:

1. There is not an equilibrium vacancy state for $b < b_{\text{min}}(C)$, i.e., if the interaction is too strong.

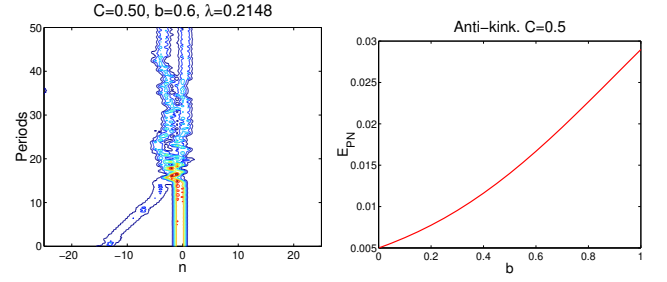


FIG. 5: Left: energy density plot for the particles for the interaction moving breather-double vacancy. The particles to the right of the vacancy is located at $n = 0$. The figure corresponds to the splitting of a double vacancy. Right: dependence of the PN barrier (E_{PN}) with respect to b , for a single vacancy (antikink). $C = 0.5$

2. There is not a lower bound for the range of b for which $K_c \neq 0$, i.e. $K_c = 0$ only for $b > b_{\text{barr}}$ (Fig. 4-b).

3. The left vacancy never moves forwards, i.e., if the right vacancy moves forwards, the double-vacancy splits in two (Fig. 5-left). Again, 601 values of parameter have been chosen in the interval $(0.10; 0.16)$ for $b > b_{\text{barr}}$ and in the interval $(\frac{2K_c}{0.6} + \frac{1}{2K_c})$ for $b < b_{\text{barr}}$ to obtain the probabilities of the different phenomena: forward movement of the right vacancy, splitting and no shift (Fig. 3-b).

The antikink mobility in a FK model is usually related to the existence of a Peierls-Nabarro (PN) barrier [11], E_{PN} , that must be overcome. This barrier is defined as the energy difference between a stable and an unstable antikink equilibrium configurations (Fig. 6), the latter being the most energetic. In Figure 5 (right) we represent the PN barrier with respect to b for a single vacancy. The PN barrier increases monotonically with b . It is evident that this is not an adequate concept to understand some essential features of the breather-vacancy interaction, e.g., why $K_c = 0$ for $b > b_{\text{barr}}^{\text{ax}}$ or why the probabilities for the forwards and backwards movements are so different.

This lack of information can be overcome with the aid of a new concept, similar to the impurity breather [10], the vacancy breathers (VB). They are nonlinear localized modes obtained by exciting the particles adjacent to the vacancy. Three different types of them exist: 1) site vacancy breathers (1VB), consisting of a single excited particle adjacent to the vacancy; 2) site vacancy breathers, which consist of the two particles adjacent to the vacancy excited and vibrate in-phase (2VBp) or anti-phase (2VBa). When appropriate, we add letters at the beginning of the abbreviation to specify their stability, s stable and u unstable, with sometimes another letter for the type of instability h harmonic, s subharmonic or o oscillatory. As an example su2VBa means a subharmonically unstable two-site vacancy breather in anti-phase.

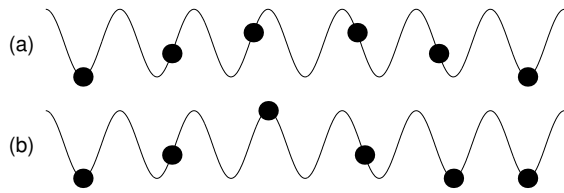


FIG. 6: Scheme of the stable (a) and unstable (b) configurations for an anti(kink (vacancy defect)).

We also consider linear vacancy modes (LVM) which can be obtained as eigenvectors of the matrix \hat{H}^2 with elements $\hat{H}_{nm}^2 = \partial^2 H / \partial x_n \partial x_m$, at the equilibrium state. Its eigenvalues correspond to the squared frequencies of the linear modes (ω_{LM}). Fig. 3-c-d shows the dependence with respect to b of the linear frequencies for a single and a double vacancy. Note that there are two localized one in the last case, one in phase and the other in anti-phase.

A general bifurcation pattern occurs (Fig. 3-e-f).

1. For weak interaction (b large) there exist s1VB at both sides of the vacancy as stated by the theory [4].

2. As b decreases the particle at the other side starts to feel strongly the interaction until, at $b = b_1$, the s1VB disappears through an inverse pitchfork bifurcation with a u2VB which becomes stable (s2VB). The value b_1 is approximately the one for which the maximum interaction force equals the maximum substrate force.

3. Further decrease of b brings about the annihilation of the s2VB at $b = b_2$ when the breather frequency coincides with the LVM one with the same profile. The difference is that the 2VB is in phase (2VBp) for the single vacancy and anti-phase (2VBa) for the double vacancy.

4. In both cases, single vacancy and double vacancy there exists another 2VB but its existence and stability properties are different. For the single vacancy there exists a 2VBa which does not bifurcate for the values of b studied. Its stability is as follows: for $b \geq b_3$ ($b_3 < b_2 < b_1$) it is oscillatory unstable. For $b < b_3$, its instability is subharmonic and is stronger than the oscillatory ones. For $b > b_1$ it is stable up to a critical value of b larger than b_1 , where the breather becomes unstable

through a harmonic bifurcation. However, the last one is not relevant as we will see below. In the case of a double-vacancy, there exists for $b > b_3$ ($b_3 < b_2$) a 2VBp. This breather disappears when its frequency collides at $b = b_3$ with the LVM of the same profile. Note that we are considering breathers with the same frequency of the incident one. There exist breathers with other frequencies but they cannot be excited by the moving one.

The most interesting consequences of these bifurcation diagrams are the following:

1. The critical values b_3 and b_1 coincide approximately with b_{barr}^{min} and b_{barr}^{max} , respectively, i.e., if there exists at least a subharmonically or harmonically unstable, 2{site, vacancy breather, there is not a minimal value for the kinetic energy of the incident moving breather in order to move the vacancy. When the vacancy breathers are excited, any small perturbation is enough to move the vacancy if at least one of the 2VBs is subharmonically or harmonically unstable. In fact, the simulations show that the numerical truncation errors are enough to move the subharmonically or harmonically unstable 2VBs but not to move the oscillatory unstable 2VBs, similarly as in Ref. [12].

2. $b_2 = b_{forw}$, i.e., for $b > b_2$ the vacancy does not move forwards. According to the previous description it seems that the existence of a stable vibration of the right particle, whether as s1VB or as its direct continuation to a s2VB, acts as a trap that prevents it from jumping backwards.

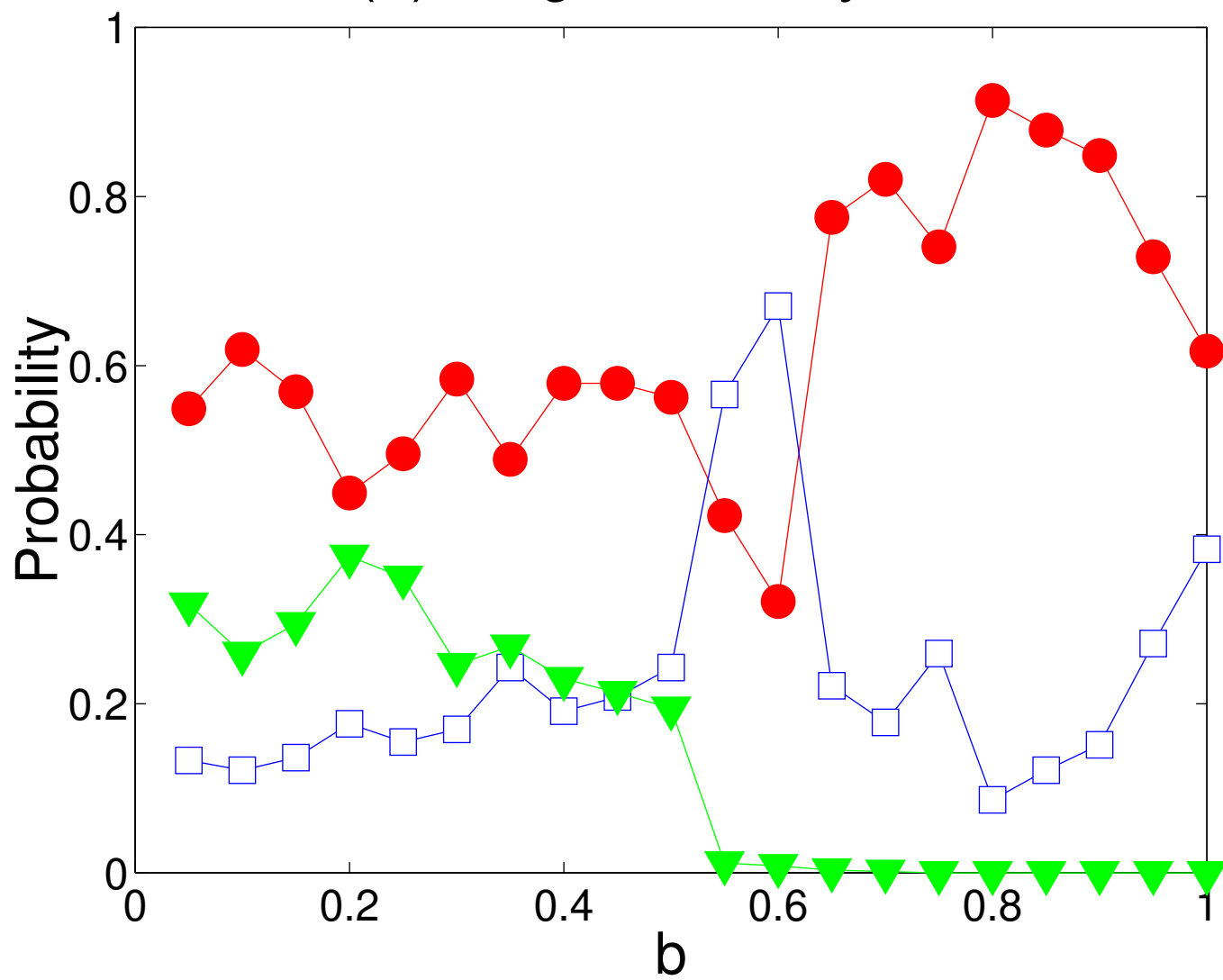
These results support the hypothesis that vacancy migration produced by interaction with a moving breather strongly depends on the existence and stability properties of vacancy breathers. Furthermore, the discreteness introduces the possibility of vacancy forward movements which does not occur for breather-anti(kink interactions in the case of the continuous sine-Gordon equation. We also think that the study of the properties of stationary breathers can be useful to understand the mobility of other kind of point defects such as interstitial defects.

The authors acknowledge partial support under the European Commission RTN project LOCNET, HPRN-CT-1999-00163. They also acknowledge F. Palmiero for useful discussions. J. Cuevas also acknowledges an FPD I grant from 'La Junta de Andalucía'.

[1] Y. I. Frenkel and T. K. Kontorova, Phys. Z. Sowjetunion 13, 1 (1938).
 [2] O. M. Braun and Y. S. Kivshar, Phys. Rep. 306, 1 (1998).
 [3] L. M. Floría and J. J. Mazo, Adv. Phys. 45, 505 (1996).
 [4] S. Flach and C. R. Willis, Phys. Rep. 295, 181 (1998).
 [5] P. Sen, J. Akhtar, and F. M. Russell, Europhys. Lett. 51, 401 (2000).
 [6] J. Cuevas, C. Katerji, J. F. R. Archilla, J. C. Eilbeck, and F. M. Russell, Phys. Lett. A 315, 364 (2003).
 [7] D. Chen, S. Aubry, and G. P. Tsironis, Phys. Rev. Lett. 77, 4776 (1996).

[8] S. Aubry and T. Cretegny, Physica D 119, 34 (1998).
 [9] T. Dauxois and M. Peyrard, Phys. Rev. Lett. 70, 3935 (1993).
 [10] J. Cuevas, F. Palmiero, J. F. R. Archilla, and F. R. Romero, J. Phys. A: Math. and Gen. 35, 10519 (2002).
 [11] J. A. Sepulchre, in Localization and Energy Transfer in Nonlinear Systems (World Scientific, Singapore, 2003).
 [12] A. M. Morgante, M. Johansson, G. Kopidakis, and S. Aubry, Physica D 162, 53 (2002).

(a) Single vacancy $C=0.4$



(b) Double vacancy $C=0.4$

