

Onset and universality of drag reduction in the turbulent Kolmogorov flow

Guido Boffetta¹, Antonio Celani², and Andrea Mazzino^{3,4}

¹ *Dipartimento di Fisica Generale and INFN, Università degli Studi di Torino, Via Pietro Giuria 1, 10125, Torino, Italy*

² *CNRS, INLN, 1361 Route des Lucioles, 06560 Valbonne, France*

³ *ISAC/CNR, Lecce Section, I-73100 Lecce, Italy*

⁴ *INFN-Physics Department, Genova University, Via Dodecaneso 33, 16146 Genova, Italy*

(Dated: October 19, 2019)

We investigate the phenomenon of drag reduction in a viscoelastic fluid model of dilute polymer solutions. By means of direct numerical simulations of the three-dimensional turbulent Kolmogorov flow we show that drag reduction takes place above a critical Reynolds number Re_c . An explicit expression for the dependence of Re_c on polymer elasticity and diffusivity is derived. The values of the drag coefficient obtained for different fluid parameters collapse onto a universal curve when plotted as a function of the rescaled Reynolds number Re/Re_c . The analysis of the momentum budget allows to gain some insight on the physics of drag reduction, and suggests the existence of a maximum drag reduction asymptote. We conclude by addressing the issue of the dependence of Re_c on polymer concentration.

PACS numbers: 47.27.-i

When a viscous fluid is kept in motion by some external driving, a mean flow is established: the ratio between the work made by the force and the kinetic energy carried by the mean flow is called the *drag coefficient*, or friction factor. This dimensionless number measures the power that has to be supplied to the fluid to maintain a given throughput. When the flow is laminar, the drag coefficient is inversely proportional to the Reynolds number. Upon increasing the intensity of the applied force the flow eventually becomes turbulent, and the drag coefficient becomes approximately independent of the Reynolds number [1], therefore substantially larger than in the viscous case.

In 1949 the British chemist Toms reported that the turbulent drag could be reduced by up to 80% through the addition of minute amounts (few tenths of p.p.m. in weight) of long-chain soluble polymers to water. This observation triggered an enormous experimental activity to characterize this phenomenon (see, e.g., [2, 3, 4, 5, 6]). In spite of these efforts, no fully satisfactory theory of drag reduction is available yet. However, a recent breakthrough has been the observation of drag reduction in numerical simulations of the turbulent channel flow of viscoelastic fluids [7]. Most of the features of experimental flows of dilute polymer solutions are successfully reproduced by these models, at least at a qualitative level. Moreover, two-dimensional viscoelastic models proved to be the key to understand the suppression of large-scale velocity fluctuations by polymer additives observed in soap-film experiments [8, 9]. Despite these advances, the understanding of drag reduction in the experimentally relevant geometry of pipe or channel flow is still hindered by the complexity of these flows already at the Newtonian level, i.e. in absence of polymers [10]. This consideration motivated us to investigate more simple geometries in the hope that this may shed some light on the basic physical mechanisms of drag reduction (see, e.g., Ref. [11]).

In this Letter we present the results of an extensive numerical investigation of the viscoelastic turbulent Kolmogorov flow. This flow is realized by driving the fluid through a parallel force with a sinusoidal profile. This choice presents several advantages of theoretical and practical order: a drag coefficient can be defined in close analogy with the case of channel flow; the laminar state becomes unstable at very low Reynolds numbers, allowing to reach a fully developed turbulent state with affordable numerical resolutions; the mean velocity profile in the turbulent regime is simply proportional to the external force, and it is therefore much less structured than the channel flow profile; the absence of walls, and thus of boundary layers, simplifies the numerical and theoretical approaches.

Exploiting these properties we will show that: drag reduction takes place above a critical Reynolds number Re_c , whose value depends on the fluid parameters as polymer elasticity and diffusivity; an explicit expression for Re_c can be derived utilizing the viscoelastic fluid equations; the values of the drag coefficient obtained for different fluids collapse onto a universal curve when plotted as function of the rescaled Reynolds number Re/Re_c ; considerable insight on the physics of drag reduction can be gained by looking at the momentum balance in rescaled coordinates. Finally, we will argue in favor of the existence of a maximum drag reduction asymptote in this model, and address the issue of the dependence of Re_c on polymer concentration.

To describe the dynamics of a dilute polymer solution we adopt the linear viscoelastic model (Oldroyd-B) [12]

$$\partial_t \mathbf{u} + (\mathbf{u} \cdot \nabla) \mathbf{u} = -\nabla p + \nu_0 \Delta \mathbf{u} + \frac{2\eta \nu_0}{\tau} \nabla \cdot \boldsymbol{\sigma} + \mathbf{F} \quad (1)$$

$$\partial_t \boldsymbol{\sigma} + (\mathbf{u} \cdot \nabla) \boldsymbol{\sigma} = (\nabla \mathbf{u})^T \cdot \boldsymbol{\sigma} + \boldsymbol{\sigma} \cdot (\nabla \mathbf{u}) - 2 \frac{\boldsymbol{\sigma} - \mathbf{1}}{\tau} + \kappa \Delta \boldsymbol{\sigma}. \quad (2)$$

The velocity field \mathbf{u} is incompressible, the symmetric matrix $\boldsymbol{\sigma}$ is the conformation tensor of polymer molecules, and its trace $\text{tr}\boldsymbol{\sigma}$ is a measure of their elongation [13]. The parameter τ is the (slowest) polymer relaxation time. The pressure term $-\nabla p$ ensures incompressibility of the velocity field. The matrix of velocity gradients is defined as $(\nabla \mathbf{u})_{ij} = \partial_i u_j$ and $\mathbf{1}$ is the unit tensor. The solvent viscosity is denoted by ν_0 and η is the zero-shear contribution of polymers to the total solution viscosity $\nu = \nu_0(1 + \eta)$. The parameter η is proportional to the polymer concentration. The diffusive term $\kappa \Delta \boldsymbol{\sigma}$ is added to prevent numerical instabilities [14]. The forcing \mathbf{F} maintains the system in a statistically stationary state and has the form $F_x = F \cos(z/L)$, $F_y = F_z = 0$.

The mean velocity profile measured in numerical experiments is $\langle u_x \rangle = U \cos(z/L)$, $\langle u_y \rangle = \langle u_z \rangle = 0$, where $\langle \cdots \rangle$ denotes the time average [15]. This allows to define the drag coefficient as

$$f = \frac{FL}{U^2}. \quad (3)$$

At small Reynolds numbers, $Re = UL/\nu < \sqrt{2}$ the flow is laminar with mean velocity $U = FL^2/\nu$, giving a drag coefficient $f = Re^{-1}$. At $Re \gtrsim 50$ the system is already in a fully developed turbulent state.

Before discussing the results about drag reduction, let us consider the case of a Newtonian fluid, i.e. in absence of polymers ($\eta = 0$). Numerical data show that the drag coefficient is approximately independent of Re (see fig. 1).

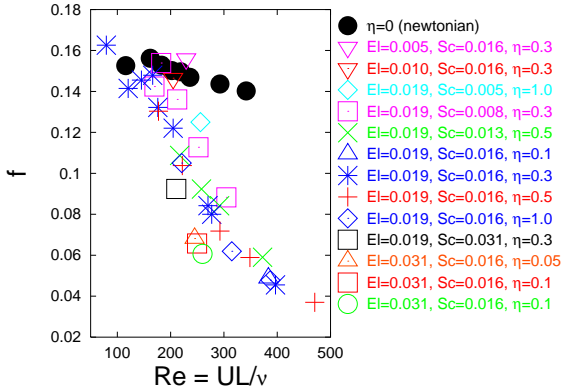


FIG. 1: The drag coefficient for different viscoelastic fluid parameters. Data are the result of the numerical integration of eqs. (1) and (2) in a periodic cube of side 2π by means of a fully dealiased pseudospectral code with 64^3 collocation points. The mean flow lengthscale is $L = 1$ and the viscosity is $\nu = 0.015625$. Starting from an initial configuration with a small amount of energy on the smallest modes, after the system evolved into a statistically stationary state, time averages over 100 to 1000 eddy-turnover times have been performed to obtain the mean velocity profiles. The statistical error in the determination of f and Re is of the order of the symbols' size.

This behaviour agrees with the following classical Kolmogorov argument: since the time and space averaged kinetic energy dissipation rate $\epsilon = V^{-1} \int \langle \nu |\nabla \mathbf{u}|^2 \rangle dV = FU/2$ scales as $\epsilon = \frac{\beta}{2} U^3/L$ in fully developed turbulence, eq. (3) yields a constant drag coefficient $f = \beta$. For this flow, $\beta \simeq 0.15$.

When polymers are added f may be reduced with respect to its Newtonian value, depending on the polymer elasticity $El = \nu\tau/L^2$, the Schmidt number $Sc = \nu/\kappa$, and the concentration η , as shown in fig. 1. Drag reduction is accompanied by structural changes in the velocity field similar to those occurring in channel flow experiments and simulations: the level of transverse fluctuations is reduced and high streamwise velocity streaks are observed (see fig. 2).

From the inspection of fig. 1 we notice some systematic trend: at moderate Reynolds numbers ($Re \lesssim 200$) viscoelastic effects do not alter substantially the value of




FIG. 2: Snapshots of the isosurfaces $u_x(x, y, z) = U$ for a Newtonian (top) and a viscoelastic simulation (bottom, $El = 0.019$, $Sc = 0.16$, $\eta = 0.5$). The Reynolds number is $Re \approx 350$. The mean velocity is oriented from bottom-left to top-right in both images. Small-scale turbulent fluctuations, responsible for kinetic energy dissipation, are suppressed in the viscoelastic case. A high-speed streak in the form of a streamwise oriented tube is visible in the viscoelastic case (bottom).

the drag coefficient; at larger Re polymers with a higher elasticity are more effective as drag-reducing agents; conversely, polymers with higher diffusivity are less effective.

This observation suggests to seek the dependence of the drag coefficient on the fluid parameters in the form $f = \varphi(Re/Re_c)$ where $Re_c(El, Sc, \eta)$ is the critical Reynolds number for the onset of drag reduction. To obtain an explicit expression for Re_c we will extend the argument given in Ref. [16] to the case of finite polymer diffusivity. The reasoning goes as follows: for polymers to be substantially elongated, stretching must prevail over elastic relaxation and diffusivity [17]; at the onset, the terms appearing in eq. (2) must then satisfy $(\nabla u)_c \sim 1/\tau + \kappa/L^2$; since we are at the edge of the transition we can estimate the typical velocity gradient by its Newtonian value $(\epsilon_c/\nu)^{1/2}$, and utilizing the expression $\epsilon_c \sim U_c^3/L$ we finally obtain

$$Re_c \sim \left(\frac{2}{El} + \frac{1}{Sc} \right)^{2/3}. \quad (4)$$

For vanishing diffusivity we recover the result of Ref. [16].

In fig. 3 we present the same data as in fig. 1, now plotted against the rescaled Reynolds number Re/Re_c . The good quality of the collapse supports the validity of the relation $f = \varphi(Re/Re_c)$. The function φ is universal with respect to the choice of fluid parameters. Its shape will be derived in the following, with the aid of simple assumptions, starting from the equation for momentum conservation (see also Ref. [18]).

Upon time averaging, eq. (1) reduces to $F_x = -\nu_0 \partial_z^2 \langle u_x \rangle + \partial_z (\langle u_x u_z \rangle - 2\nu_0 \eta \langle \sigma_{xz} \rangle / \tau)$. Utilizing the numerical observation that the Reynolds stress $\mathcal{S} = \langle u_x u_z \rangle = S \sin(z/L)$ and the polymer stress $\mathcal{T} = 2\nu_0 \eta \langle \sigma_{xz} \rangle / \tau = -T \sin(z/L)$, we obtain the momentum budget $F = \nu_0 U/L^2 + S/L + T/L$. The contribution $\nu_0 U/L^2$ is relevant only in the laminar stage, and can

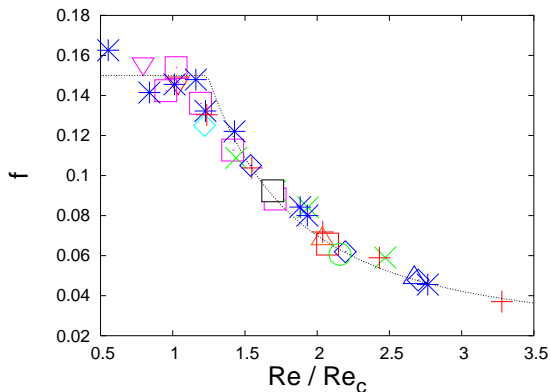


FIG. 3: The drag coefficient plotted as a function of the rescaled Reynolds number Re/Re_c . Symbols as in fig. 1. The dotted line is eq. (5) with $\beta = 0.15$, $\gamma = 0.2$ and $\delta = 0.02$.

therefore be neglected. The dependence of the stresses on the rescaled Reynolds number is presented in fig. 4. Below the threshold the polymer stress is vanishingly small whereas the Reynolds stress is $S = \beta U_c^2$ in agreement with the observation of a Re -independent drag coefficient. Above Re_c , the Reynolds stress does not grow further and tends to a constant value $S = \gamma U_c^2$. The polymer stress raises abruptly at the transition due to intense polymer elongation, and then follows the law $T = \delta U_c^2$.

The physical interpretation of these results is that above the onset of drag reduction an increasing fraction of the momentum injected by the external force is sequestered by polymers, which are however less effective in absorbing it than transverse velocity fluctuations ($\delta < \beta$). This results in an enhancement of the mean flow with respect to the Newtonian case, i.e. drag-reduction. Inserting the empirical expressions for S and T the momentum budget above the onset reads $F = \gamma U_c^2/L + \delta U_c^2/L$, and the resulting drag coefficient is

$$f = \begin{cases} \beta & \text{for } Re \lesssim Re_c, \\ \gamma \left(\frac{Re_c}{Re} \right)^2 + \delta & \text{for } Re \gtrsim Re_c. \end{cases} \quad (5)$$

This expression is compared with numerical results in fig. 3, where the values of the parameters γ and δ have been obtained from the data shown in fig. 4. The agreement is excellent, except possibly for the crossover region $Re \approx Re_c$, where the assumptions for S and T fall obviously short of reproducing accurately the transition. The actual values of β , γ and δ are not of utmost importance since they are likely to depend on the details of the driving force, and therefore on the shape of the velocity profile. What is crucial to drag reduction is that $\delta < \beta$,

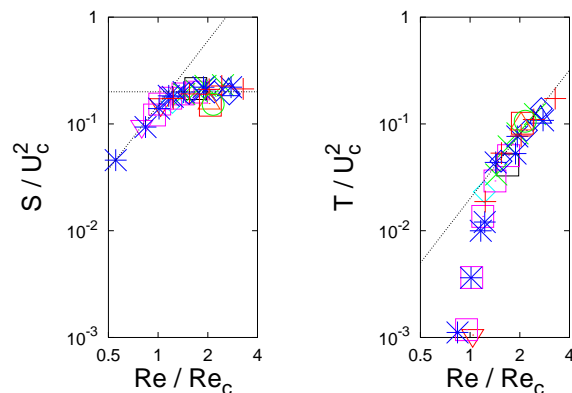


FIG. 4: The Reynolds stress S and the polymer stress T adimensionalized by the squared critical velocity U_c^2 vs the rescaled Reynolds number Re/Re_c . The dotted lines are $S/U_c^2 = \gamma$ (left, horizontal), $S/U_c^2 = \beta(Re/Re_c)^2$ (left, oblique), and $T/U_c^2 = \delta(Re/Re_c)^2$ (right) with $\beta = 0.15$, $\gamma = 0.2$ and $\delta = 0.02$.

or – in plain words – that momentum is transferred with greater ease to velocity fluctuations than to elastic ones. Understanding the reasons for this difference would disclose the basic physical mechanisms of drag reduction.

Remarkably, eq. (5) predicts a maximum drag reduction asymptote (see, e.g., Ref. [6]) at very large Reynolds numbers. In this asymptotic regime the expected drag coefficient is $f = \delta$ and momentum transfer would take place only through polymer stresses. Our current data do not cover a sufficient span of values of Re to allow us to confirm or reject this prediction. Higher resolution numerical simulations should be capable of settling this issue.

We end up by addressing the issue of the role of polymer concentration in the determination of the critical Reynolds number (see also Ref. [19]). The results shown in fig. 3 do not show any detectable dependence on η , in agreement with eq. (4). However, this result is at variance with experimental findings in pipe and channel flows, where Re_c is a decreasing function of the concentration. We argue that this discrepancy might be due to the linear character of the viscoelastic model. Indeed, let us repeat the argument that leads to eq. (4), now for a nonlinear elastic model (e.g. FENE-P) with a stress-dependent relaxation time $\tau/g(\text{tr}\boldsymbol{\sigma})$, where g is an increasing function of polymer elongation and equals unity in the linear range. The time criterion in this case yields $Re_c = El^{-2/3}\langle g(\text{tr}\boldsymbol{\sigma}) \rangle^{2/3}$ (the dependence on diffusivity is omitted for sake of simplicity). At small concentrations the typical polymer extension will be very large, since the feedback on the velocity field is proportional to η . At larger concentrations, smaller values of $\text{tr}\boldsymbol{\sigma}$ suffice to maintain the system in a stationary state. At even larger concentrations the polymers are in the linear phase, and we have that $\text{tr}\boldsymbol{\sigma} \propto \eta^{-1}$. We therefore argue that for nonlinear models the typical polymer extension will be a decreasing function of η , and therefore Re_c a decreasing function of concentration, in qualitative agreement with experimental results.

To summarize, we have investigated the problem of turbulent drag reduction by polymer additives in the context of linear viscoelastic fluid models. For the turbulent Kolmogorov flow we have shown that the drag coefficient can be expressed as a function of the rescaled Reynolds number only, that this function is universal with respect to the fluid characteristics, and that its shape can be derived by empirical arguments. The numerical search for a maximum drag reduction asymptote in this model as well as the investigation of concentration-dependence in nonlinear models will be the subject of future work.

We thank M. Chertkov, B. Eckhardt, V. Steinberg, and M. Vergassola for valuable discussions. We acknowledge the support of EU under the contract HPRN-CT-2002-00300 and of miur-cofin 2001023848. Numerical simulations have been performed at CINECA (INFN parallel computing initiative).

-
- [1] The first experimental investigation of the turbulent drag in pipe flows dates back to O. Reynolds, Phil. Trans. R. Soc. **174**, 935 (1883).
 - [2] J. Lumley, Annu. Rev. Fluid Mech. **1**, 367 (1969).
 - [3] P. S. Virk, AIChE Journal **21**, 625 (1975).
 - [4] W. D. D. Mc Comb, *The physics of fluid turbulence*, Oxford University Press (1992).
 - [5] R. H. Nadolink and W. W. Haigh, ASME Appl. Mech. Rev. **48**, 351 (1995).
 - [6] K. R. Sreenivasan and C. M. White, J. Fluid Mech. **409**, 149 (2000).
 - [7] R. Sureshkumar, A. N. Beris, and R. A. Handler, Phys. Fluids **9**, 743 (1997).
 - [8] Y. Amarouchene, and H. Kellay, Phys. Rev. Lett. **89**, 104502 (2002).
 - [9] G. Boffetta, A. Celani, and S. Musacchio, Phys. Rev. Lett. **91**, 034501 (2003).
 - [10] For a comparison between Newtonian and viscoelastic turbulent channel flow in terms of most energetical modes: E. De Angelis, C. M. Casciola, V. S. L'vov, R. Piva, and I. Procaccia, Phys. Rev. E **67**, 056312 (2003).
 - [11] E. De Angelis, C. M. Casciola, R. Benzi, and R. Piva, <http://arxiv.org/abs/nlin.CD/0208016>
 - [12] R. B. Bird, C. F. Curtiss, R. C. Armstrong, and O. Hassager, *Dynamics of polymeric fluids* Vol.2, Wiley, New York (1987). It should be remarked that a model that describes more accurately the polymer dynamics is the FENE-P model, which accounts for the nonlinear character of polymer elasticity, culminating in a finite molecular extensibility. The discussion about the role of non-linearity in determining some properties of viscoelastic turbulence is postponed to the conclusions.
 - [13] Equation (2) is derived assuming that the polymer molecules can be thought of as linear elastic dumbbells with an end-to-end separation \mathbf{R} that obeys $\dot{\mathbf{R}} = \mathbf{R} \cdot (\nabla \mathbf{u}) - \mathbf{R}/\tau + (2R_0^2/\tau)^{1/2}\boldsymbol{\beta}$, where R_0 is the equilibrium size of the polymers and τ is their relaxation time. The conformation tensor is thus defined as $\sigma_{ij} = \langle R_i R_j \rangle_{\beta} / R_0^2$, where $\langle \dots \rangle_{\beta}$ denotes the average over the thermal noise $\boldsymbol{\beta}$. Polymers affect the flow field through the stress term $2\nu_0\eta\sigma_{ij}/\tau$ in eq. (1). An initially spherical fluid particle is deformed by polymer stress along the principal axis of σ_{ij} , therefore causing a reduction of velocity gradients along the preferential direction of polymer stretching.
 - [14] R. Sureshkumar and A. N. Beris, J. Non-Newtonian Fluid Mech. **60**, 53 (1995).
 - [15] These profiles were first observed in Newtonian ($\eta = 0$) turbulence by V. Borue, and S. A. Orszag, J. Fluid Mech. **306**, 293 (1996). See also the related work by J. V. Shebalin, and S. L. Woodruff, Phys. Fluids **9**, 164 (1997).
 - [16] E. Balkovsky, A. Fouxon, and V. Lebedev, Phys. Rev. E **64**, 056301 (2001).
 - [17] This argument is just a revised version of the Lumley's "time criterion" (see Ref. [2]).
 - [18] V. S. L'vov, A. Pomyalov, I. Procaccia, V. Tiberkevich, <http://arxiv.org/abs/nlin.CD/0307034> (2003).
 - [19] R. Benzi, E. S. C. Ching, N. Horesh, I. Procaccia, <http://arxiv.org/abs/nlin.CD/0305018> (2003).