

# Chaos Synchronization of delayed systems in the presence of delay time modulation

Won-Ho Kye,\* Muhan Choi, Myung-Woon Kim, Soo-Young Lee, Sunghwan Rim, and Chil-Min Kim†

National Creative Research Initiative Center for Controlling Optical Chaos, Pai-Chai University, Daejeon 302-735, Korea

Young-Jai Park

Department of Physics, Sogang University, Seoul 121-742, Korea

We introduce a concept of delay time modulation, in which delay time is not a constant but modulated in time, for applications to communication. We have shown that the robust synchronization can be established in two coupled chaotic oscillators driven by modulated delay signal and demonstrated that the imprints of delay time carved in the time series (which were thought to be a serious drawback of the time-delay systems) are completely wiped out by the modulation.

PACS numbers: 05.45.Xt, 05.40.Pq

Since the first description of synchronization in chaotic oscillators [1], the phenomenon has been intensively investigated for understanding its fundamental role in nonlinear systems and potential applications in various fields. Synchronization in chaotic oscillators:  $\dot{\mathbf{x}}_1 = \mathbf{F}_1(\mathbf{x}_1, \mathbf{x}_2)$  and  $\dot{\mathbf{x}}_2 = \mathbf{F}_2(\mathbf{x}_2, \mathbf{x}_1)$  is characterized by the convergence of transverse variable  $\mathbf{X}^\perp = \mathbf{x}_1 - \mathbf{x}_2$  to zero in the limit of  $t \rightarrow \infty$ , while longitudinal variable  $\mathbf{X}^\parallel = \mathbf{x}_1 + \mathbf{x}_2$  is still in a chaotic state. So far, complete synchronization (CS) [1, 2] have been observed in identical systems and phase synchronization (PS) [3], lag synchronization (LS) [4], and frequency stnchronization (FS) [5] in slightly detuned systems. Generalized synchronization (GS) [6] and generalized phase synchronization (GPS) [7] have been described between systems with different dynamics.

One of the most important applications of chaos synchronization is communication. It has been shown that the encoded message can be extracted by nonlinear dynamic forecasting (NLDF) [8], when the message is masked by the signal from the low-dimensional chaotic system. So the high-dimensional chaotic systems having multiple number of positive Lyapunov exponents are essential to implement secure communication systems. In this regard, the time-delay system:

$$\dot{x} = f(x(t), x(t - \tau_0)), \quad (1)$$

where  $\tau_0$  is a delay time [9, 10, 11, 12], have received a lot of attentions. The time-delay system exhibits intriguing characteristics with increasing delay time  $\tau_0$ . Despite a small number of physical variables, the embedding dimension and number of positive Lyapunov exponents increase as the delay time increases and the system eventually transits to hyperchaos[13]. For these reasons, time-delay systems have been considered to be the most suitable candidate for implementing secure communication systems.

However, it is recently discussed that the communication based on time-delay systems is vulnerable because

the delay time  $\tau_0$  could be exposed by several measures, e.g., the autocorrelation [14], filling factor[15], and one step prediction error etc [15, 16]. If the delay time is known, the time-delay system is collapsed into simple manifold defined by Eq. (1) in  $(\dot{x}, x(t), x(t - \tau_0))$  space [15, 16]. So the time-delay system becomes to be a quite simple system for someone who knows the delay time  $\tau_0$  and the message encoded by the chaotic signal can be extracted by the known attack methods [8].

Accordingly, the most important questions concerning to the application of time-delay system to communications are "is there any scheme which hides the delay time from an eavesdropper" and "is it possible to find a robust synchronization regime under the scheme". In this Letter, we introduce a generalization of time-delayed systems in which the delay time is not a constant but modulated in time. Applying the above generalization into two coupled chaotic systems, we focus on the above two questions. We present that i) there exists a robust synchronization regime even if the delay time is modulated and ii) the imprints of delay time carved in time series are completely wiped out by the modulation of delay time.

First, to explain the concept of delay time modulation (DTM), we consider a single logistic map with time-delayed feedback and observe how the modulated delay time  $\tau$  has an effect on the characteristics of the time series:  $x(t + 1) = \lambda \tilde{x}(t)(1 - \tilde{x}(t))$ , where  $\tilde{x}(t) = (1 - \beta)x(t) + \beta x(t - \tau)$  with  $\tau(t) = g(t, \tau_0)$ . The modulation function of the delay time is introduced by:

$$\tau = g(t, \tau_0). \quad (2)$$

If we take  $g(t, \tau_0)$  as a constant  $\tau_0$ , it recovers the usual time-delay system. As we shall see, the nontrivial choice of the modulation function not only have a crucial effect on the characteristics of synchronization but also remarkably transforms the characteristics of the time series. Figure 1 shows autocorrelations and filling factors [17] for two different modulation. In the case of the constant delay time (Fig. 1 (a) and (c)), one can easily notice that the peaks indicated by arrows exactly correspond to the multiples of the delay time  $\tau_0$ . On the contrary, when the modulation is sinusoidal (Fig. 1(b)

\*Electronic address: whkyes@empal.com

†Electronic address: chmkim@mail.paichai.ac.kr

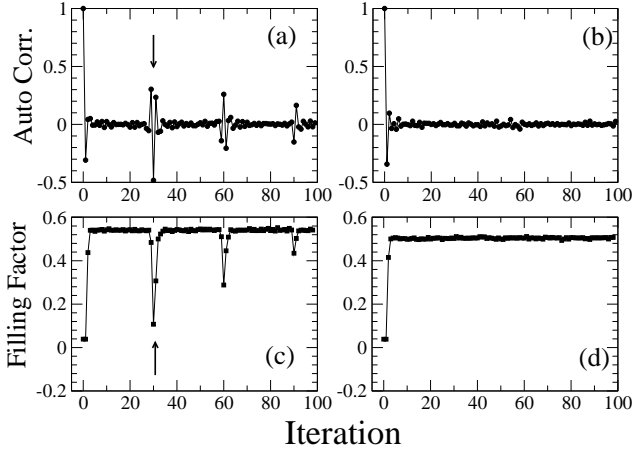


FIG. 1: Autocorrelation functions and filling factors at  $\lambda = 4.0, \beta = 0.7$ : (a) and (c) the constant delay time  $\tau_0 = 30$ ; (b) and (d) delay time modulation with  $g(t, \tau_0) = (0.95\tau_0/2)\sin(t) + \tau_0/2$  and  $\tau_0 = 60$ . The primary peaks in (a) and (c) show the constant delay time  $\tau_0$ .

and (d)) the imprints of delay time are completely wiped out and the detection of delay time seems to be impossible in later cases. We emphasize that the disappearance of the imprints of delay time originated from the fact that the delay time is changing in time and, accordingly, the results do not depend on the methods of the detection.

To analyze the synchronous behaviors, we consider a system of two coupled Lorenz oscillators with common time-delayed feedback:

$$\left. \begin{aligned} \dot{x}_1 &= \sigma(y_1 - \tilde{x}_1), \\ \dot{y}_1 &= -\tilde{x}_1 z_1 + r\tilde{x}_1 - y_1, \\ \dot{z}_1 &= \tilde{x}_1 y_1 - b z_1, \\ \tau &= g(t, \tau_0), \end{aligned} \right\} \text{Transmitter} \quad (3)$$

$$\left. \begin{aligned} \dot{x}_2 &= \sigma(y_2 - \tilde{x}_2), \\ \dot{y}_2 &= -\tilde{x}_2 z_2 + r\tilde{x}_2 - y_2, \\ \dot{z}_2 &= \tilde{x}_2 y_2 - b z_2, \end{aligned} \right\} \text{Receiver} \quad (4)$$

where  $\sigma = 10.0$ ,  $r = 28.0$ , and  $b = 8/3$  and  $\tilde{x}_1 = (1-\beta)x_1(t) + \beta y_1(t-\tau)$  and  $\tilde{x}_2 = (1-\beta)x_2(t) + \beta y_1(t-\tau)$ . Here we take the modulation function as  $g(t, \tau_0) = \frac{0.95\tau_0}{2}\sin(\omega t) + \frac{\tau_0}{2}$  and  $\tau_0 = 60$ . Figure 2 shows the trajectories in phase space with time-delayed feedback. One can see that the shape of the attractor is seriously deformed so as not to identify the original shape of the Lorenz attractor. This deformation of the attractor is the typical characteristics of the time-delay system which stems from the transition to hyperchaos by time-delayed feedbacks [9, 15].

The synchronization transition can be easily detected by observing the relative motion of two oscillators. The equation of motion describing the relative motion is ob-

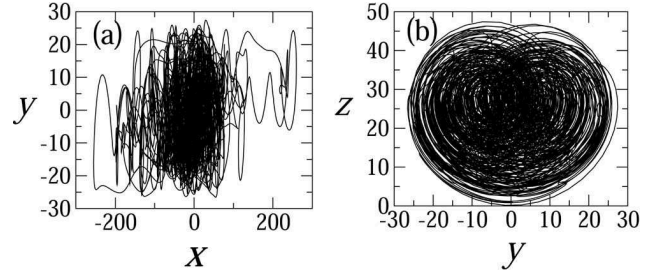


FIG. 2: The projective trajectories of Eq. (3) when  $\beta = 0.93$  and  $\omega = 0.005$ . (a) in  $(x, y)$  space (b) in  $(y, z)$  space.

tained from Eqs. (3)-(4):

$$\begin{aligned} \dot{X}^\perp &= \sigma(Y^\perp - (1-\beta)X^\perp), \\ \dot{Y}^\perp &= -(1-\beta)(x_1 Z + X^\perp z_1 - X^\perp Z^\perp) \\ &\quad - \beta y_1(t-\tau)Z^\perp - r(1-\beta)X^\perp - Y^\perp, \end{aligned} \quad (5)$$

$$\begin{aligned} \dot{Z}^\perp &= (1-\beta)(x_1 Y^\perp + X^\perp y_1 - X^\perp Y^\perp) \\ &\quad + \beta y_1(t-\tau)Z^\perp - b Z^\perp, \end{aligned}$$

where  $X^\perp = x_1 - x_2$ ,  $Y^\perp = y_1 - y_2$ , and  $Z^\perp = z_1 - z_2$ , the transverse variables. The above equations are nonautonomous in itself and, accordingly, by iterating the above equation with Eqs. (3)-(4), we obtain the transverse Lyapunov exponents (TLEs) [20] which enable one to determine the synchronization threshold.

Figure 3 shows two largest TLEs as a function of  $\beta$  and  $\omega$ . One can clearly see the threshold to CS on  $(\beta, \omega)$  plane of Fig. 3 (a) where the largest TLE becomes negative. Also the threshold to PS, where the vanishing TLE becomes negative, is plotted on  $(\beta, \omega)$  plane of Fig. 3 (b). The synchronization regimes are represented in Fig. 4 as a contour plot. Contrary to common intuition, CS regime becomes wider as the modulation frequency  $\omega$  increases, even though the regime is smeared with an amplitude death (AD) [18, 19]. These results suggest that the scheme could be effective to implement real communication systems, since the wider synchronization regime enables us to construct the more communication channels.

Figure 5 shows the temporal behaviors of difference between  $x_1$  and  $x_2$  and the modulated delay time  $\tau$ . The temporal behaviors below (point A in Fig. 4) and above (point B in Fig. 4) threshold are presented in Fig. 5 (a) and Fig. 5 (b), respectively. They clearly show the threshold behaviors of CS at two points. The delay time  $\tau$  is modulated as shown in Fig. 5 (c). It is interesting to see the autocorrelations and filling factor for different modulations. For the constant delay time, the delay time is exactly indicated by the position of the dips pointed by arrows in Fig. 6 (a) and (c). In case of DTM (Fig. 6 (b) and (d)), the dips disappear.

In general introducing a  $d$ -dimensional chaotic oscilla-

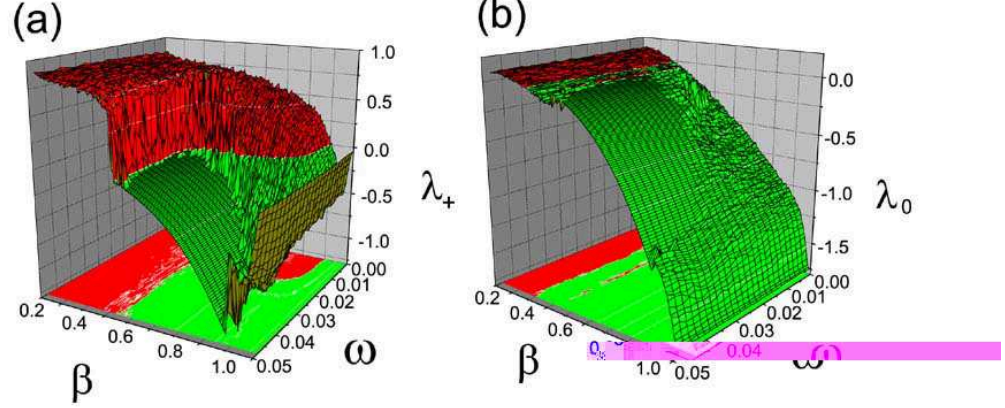


FIG. 3: Two largest TLEs as a function of the coupling  $\beta$  and the modulation frequency  $\omega$ . We have added the uniform random noise of amplitude  $|\xi| \sim 10^{-8}$  only to  $x$  variable of Eq. (3) in order to remove abrupt synchronization regime: (a) the largest exponent, where the border line between two colors corresponds to the transition threshold to CS. (b) the second largest exponent, where the border line corresponds the transition threshold to PS.

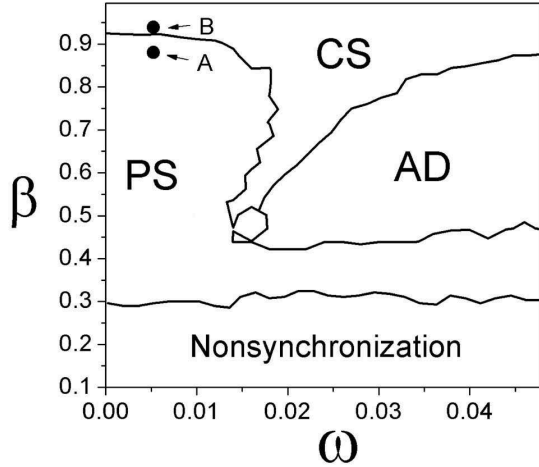


FIG. 4: Contour plot of synchronization regimes in  $(\omega, \beta)$  space. A and B are the reference points to show the time series. CS: Complete Synchronization, PS: Phase Synchronization, AD: Amplitude Death [19]

tor, we can consider a chaotic modulation of delay time:  $\tau = g(\mathbf{x}, \tau_0)$  where  $\dot{\mathbf{x}} = \frac{1}{\epsilon} \mathbf{F}(\mathbf{x})$  and  $\epsilon$  is a time scaling parameter to control the rate of the modulation like  $\omega$  in sinusoidal modulation. We expect that the chaotic modulation would not make a fundamental change in comparison with the sinusoidal modulation, because the delayed feedback  $x(t-\tau)$  hardly correlated with  $x(t)$  already even in the sinusoidal modulation as shown in Fig. 6 (b). However, in the applications to communication, the chaotic modulation would enhance the security of the system because it may increase the complexity of the attractor. On

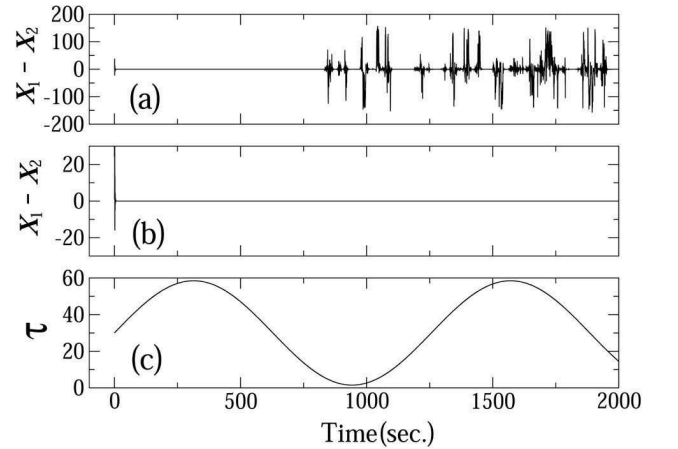


FIG. 5: Time series of  $x_1 - x_2$  and the delay time  $\tau$  as a function of time: (a) point A in Fig. 4 ( $\beta = 0.87, \omega = 0.005$ ). (c) point B in Fig. 4 ( $\beta = 0.93, \omega = 0.005$ ). (c) modulated delay time when  $\omega = 0.005$ .

the basis of presented results, we expect that DTM would protect of the systems against the attacks based on the time delay embedding, e.g., NLDF [8].

In conclusion, we introduced the concept of DTM in which delay time is modulated in time for applications to communication. We showed that the imprints carved due to the constant time delay are completely wiped out by the modulation in the chaotic map and flow. We also demonstrated that the robust synchronization can be established in the presence of DTM. We expect the concept to be useful in constructing the real communication systems. Moreover, the dynamics between the chaotic ob-

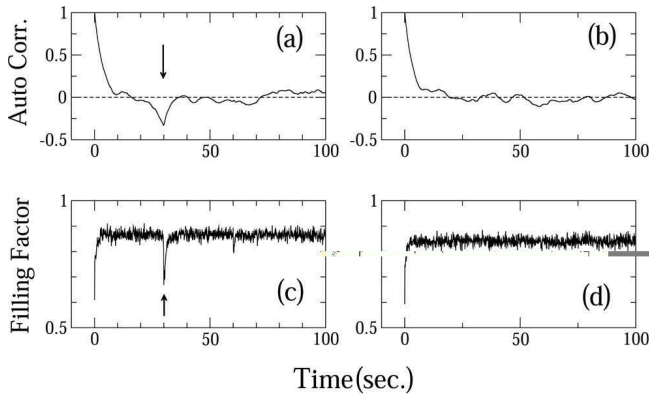


FIG. 6: Disappearance of the dips in autocorrelations and filling factors at  $\beta = 0.93$ : (a) and (c) constant delay time,  $\tau_0 = 30$ ; (b) and (d) modulated delay time ( $\omega = 0.005$ ).

jects interacting through the topology changing network [21, 22, 23, 24] could be described by DTM.

Authors thank M. S. Kurdoglyan for helpful discussions. This work is supported by Creative Research Initiatives of the Korean Ministry of Science and Technology.

- 
- [1] H. Fujisaka and T. Yamada, *Prog. Theor. Phys.* **69**, 32 (1983); V.S. Afraimovich, N.N. Verichev, and M.I. Rabinovich, *Radiophys. Quantum Electron.* **29**, 747 (1986).
- [2] L.M. Pecora and T.L. Carroll, *Phys. Rev. Lett.* **64**, 821 (1990).
- [3] M. Rosenblum, A. Pikovsky, and J. Kurths, *Phys. Rev. Lett.* **76**, 1804 (1996); K.J. Lee, Y. Kwak, and T.K. Lim, *Phys. Rev. Lett.* **81**, 1998 (321).
- [4] M. Rosenblum, A. Pikovsky and J. Kurths, *Phys. Rev. Lett.* **78**, 4193 (1997); M. Zhan, G.W. Wei, and C.-H. Lai, *Phys. Rev. E* **65**, 036202 (2002).
- [5] V.S. Anishchenko, T.E. Vadivasova, D.E. Postnov, and M.A. Safonova, *Int. J. Bif. Chaos Appl. Sci. Eng.* **2**, 633 (1992).
- [6] L. Kocarev and U. Parlitz, *Phys. Rev. Lett.* **76**, 1816 (1996); R. Brown, *Phys. Rev. Lett.* **81**, 4835 (1998).
- [7] Dae-Sic Lee, Won-Ho Kye, Sunghwan Rim, Tae-Yoon Kwon, and Chil-Min Kim, *Phys. Rev. E* **67**, 045201(R)(2003).
- [8] K.M. Short and A.T. Parker, *Phys. Rev. E* **58**, 1159 (1998) and references therein.
- [9] R. He and P.G. Vaidya, *Phys. Rev. E* **59**, 4048 (1999); L. Yaowen, G. Gguangming, Z. Hong, and W. Yinghai, *Phys. Rev. E* **62**, 7898 (2000).
- [10] T. Heil, I. Fischer, W. Elsässer, J. Mulet, and C. R. Mirasso, *Phys. Rev. Lett.* **86**, 2001 (795);
- [11] D. V. Ramana Reddy, A. Sen, and G.L. Johnston, *Phys. Rev. Lett.* **85**, 3381 (2000).
- [12] V.S. Udaltsov, J.-P. Goedgebuer, L. Larger, and W.T. Rhodes, *Phys. Rev. Lett.* **86**, 1892 (2001);
- [13] J.D. Farmer, *Physica D* **4**, 366 (1982); K.M. Short and A.T. Parker, *Phys. Rev. E* **58**, 1159 (1998).
- [14] F.T. Arecchi, R. Meucci, E. Allaria, A. Di Garbo, and L.S. Tsimring, *Phys. Rev. E* **65**, 046237 (2002).
- [15] M.J. Bünner, Th. Meyer, A. Kittel, and J. Parisi, *Phys. Rev. E* **56**, 5083 (1997); R. Hegger, M.J. Bünner, H. Kantz, and A. Giaquinta, *Phys. Rev. Lett.* **81**, 558 (1998); M.J. Buechner, M. Ciofini, A. Giaquinta, R. Hegger, H. Kantz, R. Meucci and A. Politi, *Eur. Phys. J. D* **10**, 165 (2000); M.J. Buechner, M. Ciofini, A. Giaquinta, R. Hegger, H. Kantz, R. Meucci and A. Politi, *Eur. Phys. J. D* **10**, 177 (2000).
- [16] V.I. Ponomarenko and M.D. Prokhorov, *Phys. Rev. E* **66**, 026215 (2002); C. Zhou and C.-H. Lai, *Phys. Rev. E* **60**, 320 (1999); B.P. Bezruchko, A.S. Karavaev, V.I. Ponomarenko, and M.D. Prokhorov, *Phys. Rev. E* **64**, 056216 (2001).
- [17] Consider the  $(\mathbf{x}(t), \mathbf{x}(t - \tau), \dot{\mathbf{x}})$  space with  $P^{3N}$  equally sized hypercubes. The filling factor is the number of hypercubes, which are visited by the projected trajectory, normalized to the total number of hypercubes,  $P^{3N}$  (see the first reference in Ref [15]). We have used  $(x(t), x(t - \tau), \dot{x})$  space for filling factors in Fig. 1 (c) and (d) and  $(x_1, y_1(t - \tau), \dot{x}_1)$  space for filling factors in Fig. 6 (c) and (d).
- [18] In the amplitude death regime, the amplitudes of oscillation of state vectors  $\mathbf{x}_1$  and  $\mathbf{x}_2$  are strongly damped and eventually converge to fixed points. Thus, in this regime, the transverse variables  $X^\perp$ ,  $Y^\perp$ , and  $Z^\perp$  converges to zero, too. This is the first observation of death due to DTM in chaotic oscillator, as far as we know. We will report the phenomenon with detail analyses elsewhere; see Ref.[19] for death phenomenon in coupled limit cycles.
- [19] D.V. Ramana Reddy, A. Sen, and G.L. Johnston, *Phys. Rev. Lett.* **80**, 5109 (1998).
- [20] J.F. Heagy, T.L. Carroll, and L.M. Pecora, *Phys. Rev. E* **50**, 1874(1994).
- [21] The network whose topology is changing in time is ubiquitous in nature, e.g., neural networks, human relationships, and Internet etc [22, 23, 24]. The change of topology could produce DTM in propagating signals.
- [22] A.E. Motter and Y.-C. Lai, *Phys. Rev. E* **66**, 065102 (2002).
- [23] S. H. Park, S. Kim, H.-B. Pyo, and S. Lee, *Phys. Rev. E* **60**, 4962 (1999).
- [24] R. Albert and A.-L. Barabási, *Rev. Mod. Phys.* **74**, 47(2002).