

SIMPLE MODEL FOR THE DYNAMICS OF CORRELATIONS IN THE EVOLUTION OF ECONOMIC ENTITIES UNDER VARYING ECONOMIC CONDITIONS

Marcel AUSLOOS¹, Paulette CLIPPE² and Andrzej PEKALSKI³

¹ SUPRAS and GRASP, B5, Sart Tilman Campus, B-4000 Liège, Euroland,

² GRASP, B5, Univ. de Liège, B-4000 Liège, Euroland,

³ Institute of Theoretical Physics, University of Wrocław, pl. Maxa Born 9, PL-50-204 Wrocław, Poland

Abstract

From some observations on economic behaviors, in particular changing economic conditions with time and space, we develop a very simple model for the evolution of economic entities within a geographical type of framework. We raise a few questions and attempt to investigate whether some of them can be tackled by our model. Several cases of interest are reported. It is found that the model even in its simple forms can lead to a large variety of situations, including: delocalization and cycles, but also pre-chaotic behavior.

PACS numbers: 89.65.Gh, 05.10.Ln, 89.75.-k, 07.05.Tp, 05.65.+b

1 Introduction

It is of usual knowledge through personal or through media information that changing economic world conditions take place on different time and space scales. Words like globalization or mondialization and delocalization are used to explain economic problems everywhere, and often serve as excuses by politicians. Basic questions are whether the consequences of such politics can be predicted, or even can be avoided.

Moreover, for a long time it has been thought that there are so called economic cycles,[1, 2, 3] either for the world economy or for specific goods or companies. In market economies, the clustering of turns in output, income, employment and sales reflects a so called cyclical movement that is the hallmark of business cycles.

From an econophysicist point of view, using statistical mechanics as a primary support of investigations, nature seems to work as a "self-organized system", [4] characterized by scaling laws. The models and theories pertaining to these with punctuated equilibrium features rarely contain cycles. Are these considerations useful in economy ? ... interesting question !

Consider a recent specific political event : the Berlin wall falling and opening of markets in Eastern Europe and Central Asia to a so called liberal economy. From a physicist point of view, one would say that there is an increase in "physical volume, or available space". This has practically led to so called delocalization, in the sense that there could be a flow of entities into the recently opened space. However this feature also occurred inside the European

Union, where there is also a disparity in "external field conditions", like the tax systems, or different workers' skills or wages, weather, available information, ... The external fields, in terms of physics, may thus be considered to be of legal, economic, political, meteorological, .. origin.

One could first ask whether one can describe, within a simple approach, the concentration of enterprises, their spatial distribution, their so called "fitness" under varying in time and space economic field conditions. We do not aim at deriving or writing a Hamiltonian or evolution equations here, but rather would like to simulate time and space-dependent field conditions and observe whether this leads to a non-trivial behavior.

In Sect. 2, we will present a model, very simple but already sufficiently elaborate in order to take into account most of basic economic conditions, - in words. In section 3, we will outline the simulation technique used for implementing the model. We will present a few results in Sect.4, and end with a conclusion in Sect.5.

2 Model

The model has for ingredient a partition of a lattice (the world!). Here the whole world (or Europe ?) is divided into $N (= 3)$ regions of equal size (*Gallia est omnis divisa in partes tres* [5]). One could imagine a Far East, Middle East and West division, or a Western Europe, a Central Europe and an Eastern Europe, or also reduce the scale to three parts in a specific country, like Belgium. Scales are known to be avoided in modern statistical physics anyway.

At the beginning all "firms" (enterprises, agents, ..) are located only in the "West" (region I). We suppose that there is a barrier ("an iron curtain") preventing companies to enter the "Central" (II) and "East" (III) regions. In the following, there is never any enterprise in the Central nor East region at the beginning, as long as the "wall" exists. At the beginning therefore, enterprises in the West, evolve according to the evolution law described here below, which will have always the same form also when the wall is destroyed, and for all regions of the world (so called "globalization").

In the West there was a certain initial number ("concentration") c of enterprises, though its precise value is not very important. Each company (i) is characterized by one real number $f_i \in [0,1]$, which could be called a "fitness", like in many other recent investigations. [6, 7, 8]

Each region is characterized by economic conditions, which are assumed to be an "external field", represented by *one* real number, F also belonging to $[0,1]$. The best condition, by symmetry, is $F = 0.5$

At the beginning the conditions in the West are optimal while in the Central and Eastern parts they do not matter, since there is no company belonging to the western scheme. After a certain time (t_1) the "Berlin wall" is destroyed, and the regions II and III are invaded according to a simple diffusion rule.

After another time t_2 , the value of F in all regions can be (and will be) changed. Usually, i.e. for an evolution toward a globalization, the conditions in

the Central and East regions should be (after the first change) worse than in the West region. However each subsequent change makes life easier in the Center and East, and more difficult in the West. After all it got the best conditions at the beginning !!!

Questions to be raised, concern whether enterprises survive or not, get better or worse, whether there is a drastic move toward Central and East, or not.

3 Monte Carlo Simulation

We consider a square lattice. The "horizontal" size of the first region is $L_x = 150$. The "vertical size" of each region is $L_y = 100$. We have only done some simulation for equal size regions., i.e. the border between the first and the second region is at $x_1 = 50$, and between the second and the third one at $x_2 = 100$. The Monte-Carlo (MC) algorithm describing the dynamics of the system is the following :

1. At each time step one firm (i) is randomly chosen; it's survival probability is calculated from the formula

$$p_i = \exp(-sel|f_i - F|), \quad (1)$$

where sel is a parameter describing a *selection pressure*, in other words how demanding is the environment. This may mean e.g. the amount of competitors, the availability of goods, the production of goods, It is in the present investigation constant in time and space.

If the enterprise did not survive, because p_i is lower than a randomly chosen number $r \in [0,1]$, the program returns to 1.

2. If the i company is fit enough, this enterprise attempts to move into any one of the (4) nearest neighbor sites. If there is no vacant site, return to 1. However if one empty site is found the administration board of the company has a "business plan" : it is considering two possibilities. If there is another company, j , in the nearest neighborhood, then with a probability " b " (always = 1 % here below) the i enterprise merges with the second (j) one, and j is eliminated.

The fitness of i is changed according to the formula

$$f_i = 0.5 * (f_i + f_j) + \text{sign}[0.5 - r] * |f_i - f_j| * 0.54, \quad (2)$$

where r is a random number in $[0,1]$. The choice of the last factor in eq.(2) equal 0.54 leads to several possible dynamics of the system. Increasing or lowering it would result in fast homogeneization of the system.

In the other possibility, thus with a probability $(1 - b)\%$, the two enterprises produce new enterprises or spin-off's; here below we consider only the case in which only two enterprises k and m are founded.

However there must be some "room" (vacant sites) in the Moore neighborhood (8 sites on the square lattice) of the first enterprise in order to create a

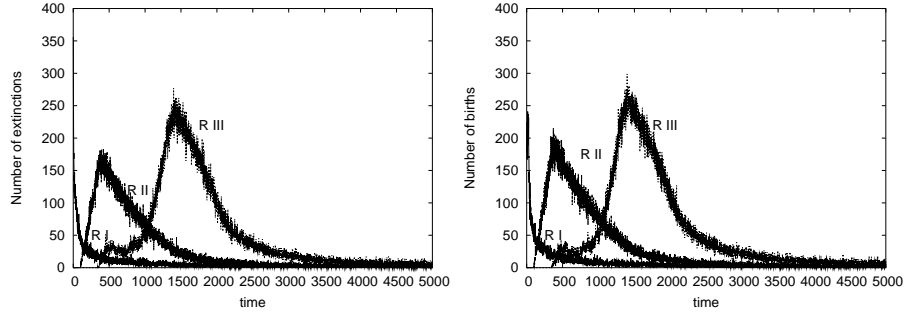


Figure 1: Case N , with external field values $F = 0.5, 0.4, 0.3$ in the three regions after $t_1 = 100MCS$; (a) number of enterprise extinction and (b) births as a function of time (in MCS) in the three regions for a $sel = 1.0$

new one. If there is less space, less new firms (thus one only or no at all) may be created.

After choosing all agents, one MC time step is done. We have restricted the simulation time in each run to 5000 MCS, since afterwards we observed rather small oscillations around the stationary state.

4 Results

There are several ways of presenting the results. In the following we stress cases demonstrating the pertinence of the model and giving arguments for the coincidence with the numerical results of qualitative observations.

We report three cases (N, A, B) , differing by the sequence of changes of the external field values in the three regions. In the case N the field values (selection pressure) in the first region do not change, whereas after 100 MCS, i.e. fall of the "iron curtain", the selection in the second and third region read, 0.4 and 0.3, respectively. In the case A after $t_1 = 100$ MCS, which is again the only change, the selection in the I, II and III regions is 0.40, 0.50 and 0.60, respectively. Finally, in the case B there are two changes. One at 100 MCS, after which the conditions in the three regions are 0.40, 0.50, 0.60, and after the second change at $t_2 = 300$ MCS the values of the external field are 0.45, 0.50 and 0.55, in the I, II and III regions.

In each case, we start with an initial concentration $c = 0.5$ in region I, and destroy "the Berlin wall" after 100 MCS. Starting with case N , we show in Fig. 1(a-b) the number of enterprise extinction and births as a function of time in the three regions, for a weak selection, $sel = 1.0$. The fitness and concentration in the three regions at different times are shown in Fig. 2(a-b). There is a rapid increase in concentration in the opened region as soon as it is open, but the death and birth process is like an equilibrium one. The fitness optimal value in each region is easily reached and remain stable in time.

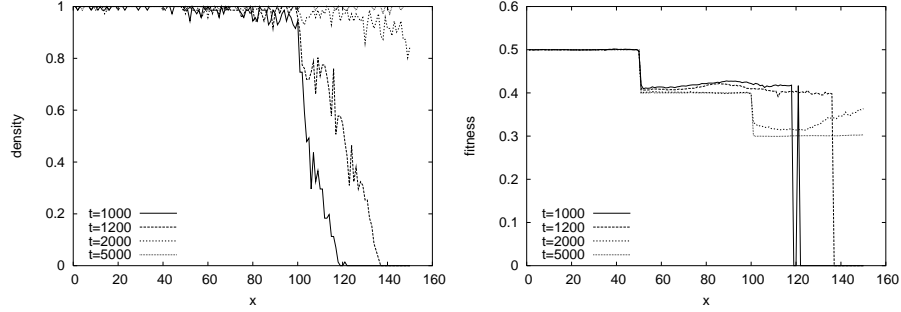


Figure 2: The (a) concentration and (b) fitness in the three regions taken at different times in case N , i.e. with external field values $F = 0.5, 0.4, 0.3$ for $sel = 1.0$

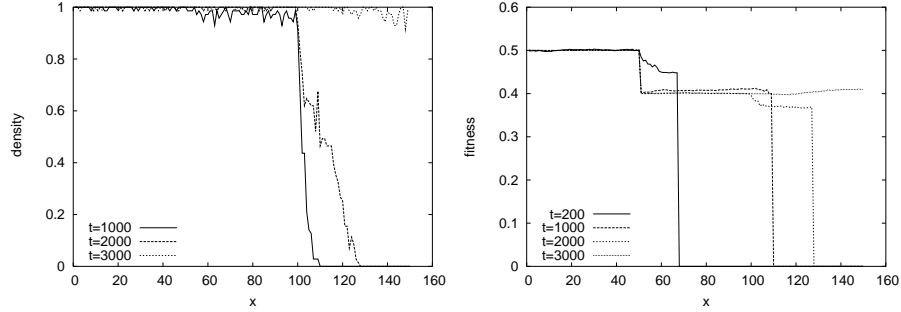


Figure 3: Same as in figure 2, but for a stronger selection, $sel = 1.5$

The same type of figure as Fig.2 is shown in Fig.3(a,b) but for a higher selection pressure, $sel=1.5$. One observes a greater invasion difficulty process due to the higher sel value, i.e. for a more demanding environment.

In case A , we consider that after the opening of "the iron curtain", the optimal situation is found in region II; we impose field conditions in II and III to be 0.4 and 0.6 respectively. In Fig. 4(a-b) we show the concentration in the three regions taken after different number of MCS, but for a still larger (than in previous figures) sel , i.e. $sel= 1.75$ in Fig. 4a and 2.75 in Fig. 4b. This latter case is remarkable since, after 1000 MCS the first region becomes empty. This is because the second region, under a 0.5 field, has better conditions. The concentration of enterprises in II hereby increases up to its maximum values.

However with increasing time, the third region is invaded as well. One might wonder whether by symmetry the first region could be re-invaded as well. The answer is that depending on the initial distribution of agents, here determined by the seed of the random number generator, two cases can occur: either region II and III are filled up, with enterprises reaching their appropriate optimal fitness, or region I on one hand, and regions II and III on the other hand, can also be

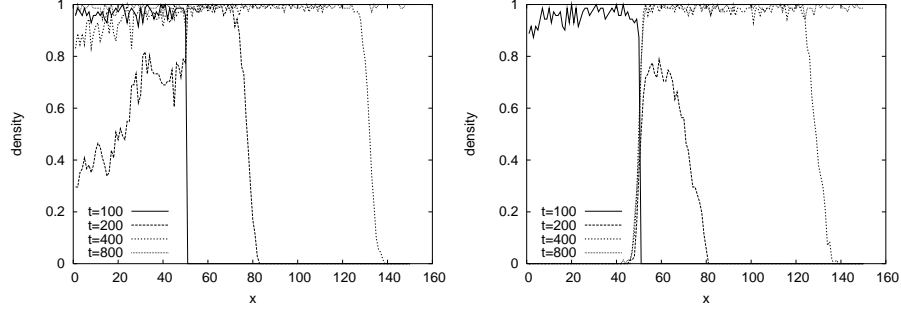


Figure 4: The concentration in the three regions taken at different times in case A, i.e. with external field values $F = 0.4, 0.5, 0.6$ for (a) $sel = 1.75$ and (b) $sel = 2.75$

filled up, with enterprises at their optimal fitness. This indicates that the model contains some bifurcation point at some value of the selection pressure, here it happened for sel of the order of 1.8.

The invasion of the third region is illustrated in Fig.5a, for model B and $sel = 2.6$, showing the density of the enterprises at the three regions at the early (a) and later (b) stages of the evolution. The external conditions in the three regions after 300 MCS have the following values 0.45, 0.50 and 0.55 in the I, II and III regions resp. It is observed that the first region is depleted in favor of region II, but thereafter the first one is replenished again. The beginning of a cycle is therefore found.

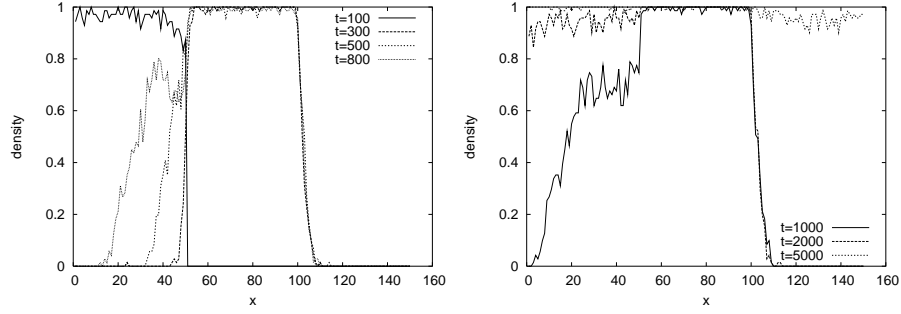


Figure 5: The concentration in the three regions taken at different times in case B, i.e. with external field values $F = 0.4, 0.5, 0.6$ after 100 MCS and $F = 0.45, 0.50, 0.55$ after 300 MCS. $sel = 1.75$. (a) shows earlier stages and (b) later stages of evolution

5 Conclusions

From this set of results, we observe that the model contains many facets : (i) there are relatively well marked effects due to the "selection pressure"; (ii) an adaptative economic ("external") field time sequence can imply stable or unstable density distributions; (iii) the diffusion process rule(s) are useful for invasion process, but are also relevant for replenishing abandoned regions; (iv) the diffusion rules together with the business plan, and the selection pressure seem to lead to a quasi equilibrium state with respect to birth and death processes; (v) interesting sort of cycling and bifurcation features have been observed, which might indicate either complex oscillations or chaotic behaviors. [9]

We are aware that further improvements are needed. We are drastically caricaturing macro and micro economy field conditions, as well as the description of the "internal" interactions sequence(s). Moreover a company should not be described by one scalar number f_i , but rather a vector model coupled to a (so called external) vector field should be examined. Moreover the birth and death process description through merging and spin off's is also to be improved. Analytical work could be of interest to describe bifurcation conditions, and implement different company size distributions in different countries as in ref.[10]

Acknowledgments

MA and PC thank the organizers of the Bali Econophysics conference very much for their welcome, including grants, stimulating discussions and comments. PC thanks also FNRS for financial support.

(*¹) email: marcel.ausloos@ulg.ac.be

(²) email: P. Clippe@ulg.ac.be

(³) email: apekal@ift.uni.wroc.pl

References

- [1] M. Kalecki, "A Macroeconomic Theory of the Business Cycle", *Econometrica* **3**, 327-344 (1935); *ibid.*, "A Theory of the Business Cycle", *Review of Economic Studies* **4**, 77-97 (1937); *ibid.*, "Theory of Economic Dynamics: An essay on cyclical and long-run changes in capitalist economy", (Monthly Review Press, New York, 1965)
- [2] J.B Long and C.I Plosser, "Real Business Cycles", *J. Polit. Econ.* **91**, 39-69 (1983)
- [3] S. Basu and A.M. Taylor, "Business cycles in international historical perspective", *J. Econom. Perspect.* **13**, 45-68 (1999)

- [4] P. Bak, "How Nature Works: the science of self-organized criticality", (Oxford UP, Oxford, 1997)
- [5] J. Caesar, "De Bello Galico"; S. A. Hanford and J.F. Gardner, "The Conquest of Gaul", (Penguin Books, London, 1982)
- [6] P. Bak and K. Sneppen, "Punctuated equilibrium and criticality in a simple model of evolution", *Phys. Rev. Lett.* **71**, 4083-86 (1993)
- [7] M. Ausloos, I. Mroz, A. Pełalski, and N. Vandewalle, "Lattice gas model of gradual evolution", *Physica A* **248**, 155-164 (1998)
- [8] A. Pełalski and K. Sznajd-Weron, "Population dynamics with and without selection", *Phys. Rev. E* **63**, 31903 (2001)
- [9] P.S. Addison, *Fractals and Chaos*, (Institute of Physics, Bristol, 1997)
- [10] J.J. Ramsden and Gy. Kiss-Haypál, "Company size distribution in different countries", *Physica A* **277**, 220-227 (2000)