

A New Test for Chaos

Georg A. Gottwald*

Mathematics and Statistics, University of Sydney, NSW 2006, Australia

Ian Melbourne†

Mathematics and Statistics, University of Surrey, Guildford, Surrey GU2 7XH, UK

(Dated: July 17, 2002)

We describe a new test for determining whether a given deterministic dynamical system is chaotic or nonchaotic. (This is an alternative to the usual approach of computing the largest Lyapunov exponent.) Our method is a 0 – 1 test for chaos (the output is a 0 signifying nonchaotic or a 1 signifying chaotic) and is independent of the dimension of the dynamical system. Moreover, the underlying equations need not be known. The test works equally well for continuous and discrete time.

Our diagnostic is the real valued function $p(t) = \int_0^t \phi(\mathbf{x}(s)) \cos(\omega_0 s) ds$ where ϕ is an observable on the underlying dynamics $\mathbf{x}(t)$ and $\omega_0 \neq 0$ is fixed arbitrarily. We define the mean-square-displacement $\mathbf{M}(t)$ for $p(t)$ and set $K = \lim_{t \rightarrow \infty} \log \mathbf{M}(t) / \log t$. For almost all choices of ϕ and ω_0 , we argue that typically $K = 0$ or $K = 1$, and moreover that $K = 0$ signifies nonchaotic dynamics whereas $K = 1$ signifies chaotic dynamics.

PACS numbers: 05.45, 02.20, 05.40

Keywords: Chaos, dynamical systems, Lyapunov exponents, mean square displacement, Euclidean extension

I. INTRODUCTION

The usual test of whether a deterministic dynamical system is chaotic or nonchaotic is the calculation of the largest Lyapunov exponent λ . A positive largest Lyapunov exponent indicates chaos: if $\lambda > 0$, then nearby trajectories separate exponentially and if $\lambda < 0$, then nearby trajectories stay close to each other. This approach has been widely used for dynamical systems whose equations are known [1, 2, 3]. If the equations are not known or one wishes to examine experimental data, this approach is not directly applicable. However Lyapunov exponents may be estimated [1, 2, 4, 5] by using the embedding theory of Takens [6] or by approximating the linearisation of the evolution operator. Nevertheless, the computation of Lyapunov exponents is greatly facilitated if the underlying equations are known and are low-dimensional.

In this letter, we propose a new 0 – 1 test for chaos which does not rely on knowing the underlying equations, and for which the dimension of the equations is irrelevant. The input is the time series data and the output is either a 0 or a 1 depending on whether the dynamics is nonchaotic or chaotic. Since our method is applied directly to the time series data, the only difference in difficulty between analysing an experiment, system of partial differential equations, or low-dimensional system of ordinary differential equations is the effort required to generate sufficient data. (As with all approaches, our method is impracticable once the dimension of the at-

tractor becomes too large.)

Our preliminary investigations lead us to speculate that our new test requires less effort than computing the largest Lyapunov exponent even in low-dimensional systems where the equations are known. A careful comparison between the methods will be the subject of future work. Again, we stress that the new method has clear advantages for high-dimensional systems and when the equations are unknown.

Our 0 – 1 test applies equally to deterministic dynamical systems with continuous and discrete time and to experimental data taken from such systems. (We do not consider stochastic systems here.) We call the actual dynamical system or the experimental data under consideration the base dynamics. We do not examine the base dynamics directly but instead study dynamics on a Euclidean $\mathbf{E}(2)$ group extension driven by the base dynamics. Such a system is known in the literature as a skew product system (or $\mathbf{E}(2)$ -extension) and has lately attracted much attention [7, 8].

II. DESCRIPTION OF THE 0 – 1 TEST FOR CHAOS

The base dynamics may be given either by a dynamical system with continuous time $\dot{\mathbf{x}} = \mathbf{f}(\mathbf{x})$, or by a dynamical system with discrete time $\mathbf{x}_{n+1} = \mathbf{g}(\mathbf{x}_n)$ where the dynamics \mathbf{f} or \mathbf{g} may be known or unknown, or by a discrete data set. The character and nature of the vector field is not important which is a great advantage of this method. To describe our method, we concentrate on the continuous time case and denote a solution of the underlying system by $\mathbf{x}(t)$. The discrete time case is handled analogously with the obvious modifications.

*Electronic address: gottwald@maths.usyd.edu.au

†Electronic address: i.melbourne@surrey.ac.uk

Consider an observable $\phi(\mathbf{x})$ of the base dynamics. The method is essentially independent of the actual form of ϕ — almost any choice of ϕ will suffice. For example if $\mathbf{x} = (x_1, x_2, \dots, x_n)$ then $\phi(\mathbf{x}) = x_1$ is a possible and simple choice. This already highlights one of the major advantages of this method: the method is insensitive to the dimension of the underlying phase space. Choose $\omega_0 \neq 0$ and define

$$p(t) = \int_0^t \phi(\mathbf{x}(s)) \cos(\omega_0 s) ds. \quad (1)$$

We claim that (i) $p(t)$ is bounded if the underlying dynamics is nonchaotic and (ii) $p(t)$ behaves asymptotically like a Brownian motion if the underlying dynamics is chaotic. The purpose of ω_0 is to ensure that $p(t)$ grows sublinearly. If $\omega_0 = 0$, then typically $p(t)$ grows linearly (in the chaotic case $p(t)$ would be the superposition of a Brownian motion and a mean drift). The inclusion of ω_0 in our definitions removes the linear growth and avoids the need for numerical estimation of the linear term. Later on, we briefly explain the justification behind these claims. For the moment, we suppose that the claims are correct and show how to proceed.

To determine the character of the growth of the function $p(t)$ defined in (1), i.e. its diffusive behaviour, it is natural to look at the mean square displacement (MSD)

$$\mathbf{M}(t) = \lim_{T \rightarrow \infty} \frac{1}{T} \int_0^T (p(t + \tau) - p(\tau))^2 d\tau. \quad (2)$$

If the behaviour of $p(t)$ is Brownian, i.e. the base dynamics is chaotic, then $\lim_{t \rightarrow \infty} \mathbf{M}(t) \sim t^1$; if the behaviour is bounded, i.e. the base dynamics is nonchaotic, $\lim_{t \rightarrow \infty} \mathbf{M}(t) \sim t^0$. We define $K = \lim_{t \rightarrow \infty} \log \mathbf{M}(t) / \log t$ as the asymptotic polynomial growth rate of the MSD. The growth rate K can be numerically determined by means of linear regression of $\log \mathbf{M}(t)$ versus $\log t$ [9]. (To avoid negative logarithms we actually calculate $\lim_{t \rightarrow \infty} \log(\mathbf{M}(t) + 1) / \log t$ which obviously does not change the slope K .) This allows for a clear distinction of a nonchaotic and a chaotic system as K may only take values $K = 0$ or $K = 1$. We have lost though the possibility of quantifying the chaos by the magnitude of the largest Lyapunov exponent λ .

Numerically one has to make sure that (i) initial transients have died out so that the trajectories are on (or close to) the attractor at time zero, and (ii) that the integration time T is long enough to ensure $T \gg t$.

III. AN EXAMPLE: FORCED VAN-DER-POL OSCILLATOR

We illustrate the 0 – 1 test for chaos with the help of a concrete example, the forced van-der-Pol system,

$$\begin{aligned} \dot{x}_1 &= x_2 \\ \dot{x}_2 &= -d(x_1^2 - 1)x_2 - x_1 + a \cos 2\pi x_3 \\ \dot{x}_3 &= \frac{\omega}{2\pi}, \end{aligned} \quad (3)$$

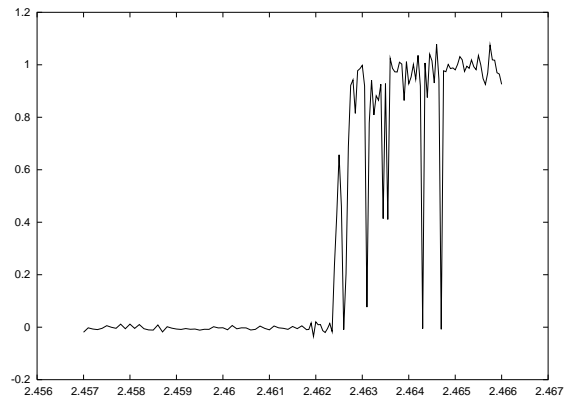


FIG. 1: Asymptotic growth rate K of the mean square displacement (2) versus ω for the van der Pol system (3) determined by a numerical simulation of the skew product system (3) and (1) with $a = d = 5$ and ω varying from 2.457 to 2.466.

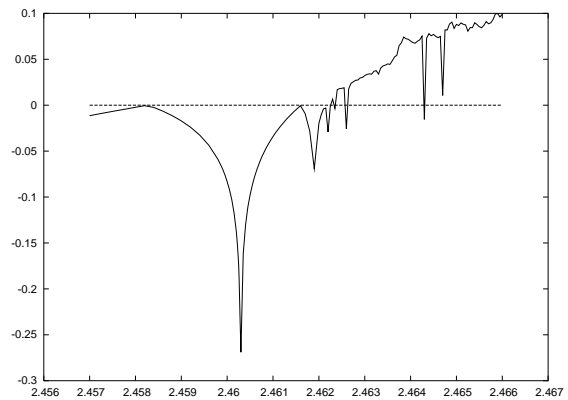


FIG. 2: Largest Lyapunov exponent λ versus ω for the van der Pol system (3) with $a = d = 5$ and ω varying from 2.457 to 2.466 (cf. [12]).

which has been widely studied in nonlinear dynamics [10, 11]. For fixed a and d , the dynamics may be chaotic or nonchaotic depending on the parameter ω . Following [12], we take $a = d = 5$ and let ω vary from 2.457 to 2.466. For the driving observable $\phi(\mathbf{x})$ we choose $\phi(\mathbf{x}) = x_1$. In Fig. 1 we show a plot of K versus ω . The periodic windows are clearly seen. As a comparison we show in Fig. 2 the largest Lyapunov exponent λ versus ω . The frequency ω_0 in (1) is chosen randomly. Continually varying an equation parameter (i.e. ω) will most probably lead to resonance phenomena between the nonlinear frequency of the base dynamics and the frequency ω_0 . These resonances manifest themselves in values for K which are not clearly close to zero or one as required. Nevertheless the result can be anticipated when looking at the actual dynamics of the trajectory $p(t)$ (see Fig. 3). To avoid these resonances it is sometimes necessary to recalculate with a different value of ω_0 .

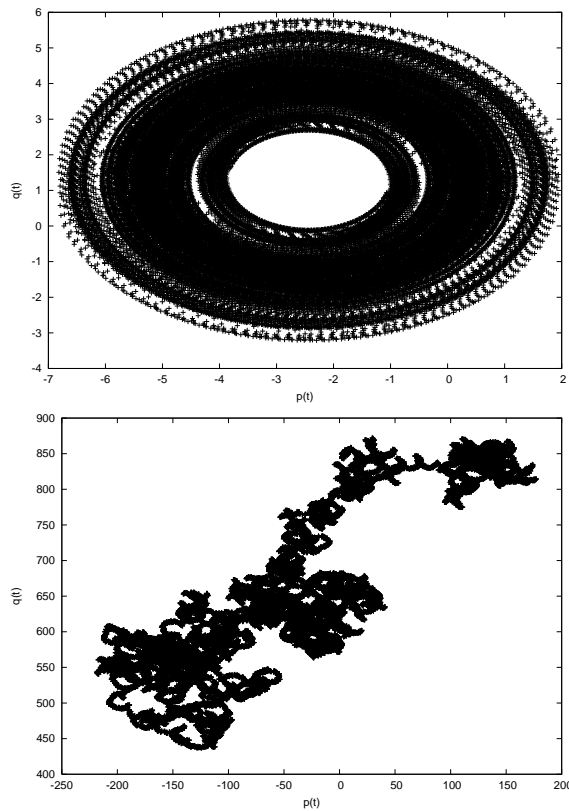


FIG. 3: The dynamics of the translation components (p, q) of the $\mathbf{E}(2)$ extension. In Fig. 3a bounded trajectories are shown corresponding to a periodic window in Fig. 1. In Fig. 3b unbounded trajectories are shown corresponding to the chaotic regions in Fig. 1.

IV. JUSTIFICATION OF THE 0 – 1 TEST FOR CHAOS

The function $p(t)$ can be viewed as a component of the solution to the skew product system

$$\begin{aligned}\dot{p} &= \phi(\mathbf{x}(t)) \cos \theta \\ \dot{q} &= \phi(\mathbf{x}(t)) \sin \theta \\ \dot{\theta} &= \omega_0\end{aligned}\quad (4)$$

driven by the dynamics of the observable $\phi(\mathbf{x}(t))$. Here (θ, p, q) represent coordinates on the Euclidean group $\mathbf{E}(2)$ of rotations θ and translations (p, q) in the plane. Inspection of the dynamics of the actual trajectories of the group extension shows whether the underlying base dynamics is chaotic or nonchaotic as can be seen from Fig. 3.

In [7] it has been shown that typically the dynamics on the group extension is sublinear (for almost every choice of ω_0) and that typically the dynamics is (i) bounded if the base dynamics is nonchaotic and (ii) unbounded (but sublinear) if the base dynamics is chaotic. Moreover, the p and q components each behave like a Brownian motion on the line if the chaotic attractor is uniformly hyperbolic [8]. A nondegeneracy result of [7] ensures that the

variance of the Brownian motion is nonzero for almost all choices of observable ϕ . Work in progress indicates that these statements remain valid for large classes of nonuniformly hyperbolic systems, such as Hénon-like attractors.

There is a weaker condition on the ‘chaoticity’ of X that guarantees the desired growth rate $K = 1$ for the mean square displacement (2) when the dynamics on the group extension is unbounded. The right-hand-side of the \dot{p} and \dot{q} equations in (4) define an ‘equivariant’ complex-valued observable

$$\Psi(x, \theta) = e^{i\theta} \phi(x), \quad (5)$$

defined on $X \times \mathbf{SO}(2)$ (the base dynamics coupled with the rotation part of $\mathbf{E}(2)$). We have rapid decay of correlations at rate $t^{-\alpha}$ for Ψ if there is a constant $C > 0$ such that

$$\left| \int_X e^{i\omega_0 t} \phi(\mathbf{y}(t)) \phi(y_0) \right| \leq C t^{-\alpha},$$

for all $t > 0$, where $\mathbf{y}(t)$ denotes the solution with $\mathbf{y}(0) = y_0$. Provided $\alpha > 2$, it can be shown that $K = 1$ as desired [8, 13, 14]. (Again, results of [7, 8, 16] ensure that the appropriate nondegeneracy condition holds for almost all choices of ϕ .) There is a vast literature on proving decay of correlations [15] and this has been generalised to the equivariant setting for discrete time [8, 16] and continuous time [17, 18, 19]. It follows from these references that Ψ has rapid decay, and hence $K = 1$, for large classes of dynamical systems.

In studying the forced van-der-Pol oscillator, we mentioned the resonance issue where it is occasionally necessary to recalculate with a different value of ω_0 (since results such as those in [7] fail for a zero measure set of ω_0). Although there are situations where such resonances provide useful information [21], here they are a hindrance. One might ask the question why it is not better to completely avoid the resonance problem and work instead of the $\mathbf{E}(2)$ -extension with the simpler \mathbf{R} -extension

$$\dot{p} = \phi(\mathbf{x}(t))$$

where $\phi(\mathbf{x})$ is a mean zero observable. Again the results of [7] are applicable and $p(t)$ can be used as a detector for chaos in the same way as above. The difficulty here though is choosing ϕ such that its mean is zero. Otherwise, $p(t)$ grows linearly, and it is necessary to subtract off the linear term before computing the MSD. Failing to do so produces the growth rate $K = 2$ (take $p(t) = ct$ at leading order in (2)) regardless of whether the dynamics is regular or chaotic. The inclusion of ω_0 in our definitions kills off the linear growth.

V. DISCUSSION

We have established a simple, inexpensive, and novel 0 – 1 test for chaos which uses an Euclidean group extension. The computational effort is of low cost, both, in

terms of programming efforts and in terms of actual computation time. The test is a binary test in the sense that it can only distinguish between nonchaotic and chaotic dynamics. This distinction is extremely clear by means of the diagnostic variable K which has values either close to 0 or close to 1. The most powerful aspect of our method is that it is independent of the nature of the vector field (or data) under consideration. The data driving the dynamics of the group extension may be generated by an ODE, by a map, by a PDE or by a real physical experiment. In particular the equations of the underlying dynamical system do not need to be known, and there is no practical restriction on the dimension of the underlying vector field. A similar approach (though not with the aim to detect chaos) has been used for PDE's in the context of demonstrating hypermeander of spirals in excitable media [13] where the spiral tip appears to undergo a planar Brownian motion (see also [14]). We note also the work of [20] who studied the dynamics of Ising walls on a line, where the motion is the superposition of a linear drift and Brownian motion. An issue which will be pursued in further work is the effect of noise which is inevitably present in all experimental time series.

From a purely computational point of view, the method presented here has a number of advantages over

the conventional methods using Lyapunov exponents. At a more technical level, we note that the computation of Lyapunov exponents can be thought of abstractly as the study of the $\mathbf{GL}(n)$ -extension

$$\dot{\mathbf{A}} = (df)_{\mathbf{x}(t)} \mathbf{A}$$

where $\mathbf{GL}(n)$ is the space of $n \times n$ matrices, $\mathbf{A} \in \mathbf{GL}(n)$, and n is the size of the system. Note that the extension involves n^2 additional equations and is defined using the linearisation of the dynamical system. To compute the dominant exponent, it is still necessary to add n additional equations, again governed by the linearised system. In contrast, our method requires the addition of a single equation and the form of this equation is independent of the dynamical system. This is a great computational advantage especially for higher dimensional systems. In addition, our method applies to the observable $\phi(\mathbf{x}(t))$ rather than the full trajectory $\mathbf{x}(t)$.

Acknowledgments

We are grateful to Philip Aston, Charlie Macaskill and Trevor Sweeting for helpful discussions and suggestions.

-
- [1] H. D. I. Abarbanel, R. Brown, J. J. Sidorovich and L. S. Tsimring, *Rev. Mod. Phys.* **65**, 1331–1392 (1993).
 - [2] J. -P. Eckmann, S. O. Kamphorst, D. Ruelle and S. Ciliberto, *Phys. Rev. A* **34**, 4971–4979 (1986).
 - [3] T. S. Parker and L. O. Chua, *Practical Numerical Algorithms for Chaotic Systems*. Springer-Verlag, New York (1989).
 - [4] M. Sano and Y. Sawada, *Phys. Rev. Lett.* **55**, 1082–1085 (1985).
 - [5] A. Wolf, J. B. Swift, H. L. Swinney and J. A. Vastano, *Physica D* **16**, 285–317 (1985).
 - [6] F. Takens, *Lecture Notes in Mathematics*, **898**, 366–381 (1981).
 - [7] M. Nicol, I. Melbourne and P. Ashwin, *Nonlinearity* **14**, 275–300 (2001).
 - [8] M. J. Field, I. Melbourne, and A. Török, *Ergod. Th. & Dynam. Sys.* (2002), to appear.
 - [9] W. H. Press, S. A. Teukolsky, W. T. Vetterling and B. P. Flannery, *Numerical Recipes in C*. Cambridge University Press, UK (1992).
 - [10] B. van der Pol, *Philos. Mag.* **43**, 700 (1927).
 - [11] J. Guckenheimer and P. Holmes, *Nonlinear Oscillations, Dynamical Systems, and Bifurcations of Vector Fields*. Springer-Verlag, Berlin (1983).
 - [12] U. Parlitz and W. Lauterborn, *Phys. Rev. A* **36**, 1428–1434 (1987).
 - [13] V. N. Biktashev and A. V. Holden, *Physica D* **116**, 342–354 (1998).
 - [14] P. Ashwin, I. Melbourne, and M. Nicol, *Physica D* **156**, 364–382 (2001).
 - [15] V. Baladi, In: *Smooth Ergodic Theory and its Applications*, Amer. Math. Soc., 1999, pp. 297–325.
 - [16] I. Melbourne and M. Nicol. In preparation.
 - [17] I. Melbourne and A. Török. *Commun. Math. Physics*. To appear.
 - [18] I. Melbourne and A. Török. In preparation.
 - [19] M. Field, I. Melbourne, M. Nicol and A. Török. In preparation.
 - [20] P. Coullet and K. Emilsson, In: *Instabilities and Nonequilibrium Structures, V*, Kluwer, 1996, pp. 55–62.
 - [21] I. Mezić and A. Banaszuk, "Comparison of Systems with Complex Behaviour", in *Proceedings of the Conference on decision and control*, Sydney 2000.