

Fluctuation formula and non-Gaussian distribution of the entropy production rate in the thermostated Lorentz gas

M. Dolowschiák and Z. Kovács

Institute for Theoretical Physics, Eötvös University, Pf. 32, H-1518 Budapest, Hungary

We present numerical results on the statistical properties of the entropy production rate in the field driven Lorentz gas thermostated by the Gaussian isokinetic thermostat. We show that *all* the central moments of the probability density of the averaged entropy production rate exhibit power law dependence on the length of the averaging time interval, indicating that this density deviates significantly from a Gaussian distribution. Furthermore the Gallavotti-Cohen fluctuation formula is found to be satisfied numerically in the system with good accuracy, even for moderate averaging times. These results provide evidence that the validity of the fluctuation formula is not necessarily the consequence of the central limit theorem but can be an independent statistical property of the dynamics.

PACS numbers: 05.45-a, 05.70.Ln

In recent years a large number of papers have focused on the Gallavotti-Cohen fluctuation formula (FF) with both theoretical and numerical tools in various nonequilibrium systems [1, 2, 3, 4, 5, 6, 7, 8, 9, 10]. The fluctuation formula is a symmetry property of the probability density of the entropy production rate (EPR) connecting the probabilities of measuring EPR values with equal magnitudes but opposite signs. This property was first observed numerically in a system of thermostated fluid particles undergoing shear flow [1]. In that model, trajectory segments violating the second law of thermodynamics were found to have probabilities exponentially smaller than those of trajectory segments associated with normal thermodynamical behavior.

More precisely, let $\xi_\tau(t)$ denote the EPR ξ averaged over a time interval of length τ centered around time t :

$$\xi_\tau(t) = \frac{1}{\tau} \int_{-\tau/2}^{\tau/2} \xi(t+t') dt'. \quad \text{Considering it as a stochastic}$$

variable, its statistical properties in a steady state can be characterized by a probability density $\Xi_\tau(x)$. The FF states that this probability density has the following property:

$$\lim_{\tau \rightarrow \infty} \frac{1}{\tau} \ln \frac{\Xi_\tau(x)}{\Xi_\tau(-x)} = x. \quad (1)$$

This means that the probability of observing a negative EPR value is exponentially smaller than that of the corresponding positive value.

Since the FF has been found to be valid in certain systems far from equilibrium [11], not just for vanishing external fields, it is expected to say something important about nonequilibrium steady states. Consequently, significant theoretical efforts have been made to find a common property behind this behavior in all the systems obeying the FF [2, 4, 5, 8]. One of the strongest counter-arguments against the significance of the FF is based on the observation that Eq. (1) could also be satisfied by a Gaussian probability density Ξ with a subcondition connecting its average and variance [6, 9]. This raises the question whether the FF is really a nontrivial

statement about a non-Gaussian distribution or simply an *extra subcondition* to the central limit theorem used in many cases to establish the gaussianity assumption. The most obvious check is a detailed analysis of the probability distribution focusing on quantities that characterize how far the given distribution is from a Gaussian.

One of the simplest and most investigated models suitable for studying transport phenomena is the field driven Lorentz gas (LG) thermostated by a Gaussian isokinetic (GIK) thermostat. This model consists of a charged particle subjected to an electric field moving in the lattice of elastic scatterers. Due to the applied electric field, one must use a thermostating mechanism to achieve a steady state in the system. Such a tool is the Gaussian isokinetic thermostat which preserves the kinetic energy of the particle [12]. Since the microscopic dynamics of the LG is chaotic, and on a sufficiently long time scale it possesses a well defined macroscopic transport coefficient connected to the EPR, it can be used to study the connection between microscopic chaos and macroscopic nonequilibrium behavior.

For the sake of simplicity, we take in our study the two dimensional (2D) periodic Lorentz gas with circular scatterers arranged on a square lattice. In a previous paper [13] we investigated numerically the validity of the FF in the two and three dimensional periodic LG subject to a constant electric and magnetic field and thermostated by the GIK thermostat. We found that the symmetry property described by the FF is valid for high enough τ values in the reversible configurations and seems to be approximately valid in the $\tau \rightarrow \infty$ limit even in the *absence* of reversibility [13].

We present the equations of motion in dimensionless variables: choosing the unit of mass m and electric charge q to be equal to the mass and electric charge of the particle, yields $m = q = 1$ in our model. The unit of distance is taken to be equal to the radius of scatterers ($R = 1$), and the unit of time is chosen to normalize the magnitude of particle velocity to unity. Let $\mathbf{q} = (q_1, q_2)$ denote the position and $\mathbf{p} = (p_1, p_2)$ the momentum of the particle.

Due to the normalization, the magnitude of the momentum is unity: $|\mathbf{p}| = 1$. The phase space variable of the system is $\Gamma = (\mathbf{q}, \mathbf{p})$; it is transformed abruptly at every elastic collision and evolved smoothly by the differential equation

$$\begin{aligned}\dot{\mathbf{q}} &= \mathbf{p} \\ \dot{\mathbf{p}} &= \mathbf{E} - \alpha \mathbf{p}\end{aligned}\quad (2)$$

between the collisions. Here α is called the *thermostat variable*, while \mathbf{E} is the constant vector playing the role of the external electric field. The GIK thermostat requires the fixing of the kinetic energy, which leads to the choice $\alpha = \mathbf{E}\mathbf{p}$ in Eq. (2).

Dissipation in such models can be measured by the phase space contraction rate σ . It can be computed by taking the divergence of the right-hand side of Eq. (2):

$$\sigma = -\text{div } \dot{\Gamma} = \alpha, \quad (3)$$

and it can be shown [14] that in this model

$$\sigma(t) = \xi(t). \quad (4)$$

We note that the last identity is valid for the GIK thermostat, and it need not be true in general, as clearly seen e.g. in models thermostated by some variants of the Nosé-Hoover thermostat [15] or by deterministic scatterings [16].

The goal of our numerical simulations was to measure $\Xi_\tau(x)$, the probability density of the averaged EPR ξ_τ , with a precision that is sufficient to check the validity of the fluctuation formula as well as the question of gaussianity of the distribution. Due to Eq. (4), $\Xi_\tau(x)$ can be measured by periodically computing σ_τ along a long particle trajectory and making a histogram of these data. The disadvantage of this method is that the range of possible σ_τ values depends on the strength of the electric field. Instead of σ_τ , we may introduce the quantity

$$\pi_\tau(t) = \frac{1}{\tau} \int_{-\frac{\tau}{2}}^{\frac{\tau}{2}} \mathbf{n}_\mathbf{E} \mathbf{p}(t+t') dt', \quad (5)$$

where $\mathbf{n}_\mathbf{E}$ denotes the unit vector parallel to \mathbf{E} . Since the magnitude of \mathbf{p} is unity, π_τ always satisfies $\pi_\tau \in [-1, 1]$. By making a histogram of the periodically measured values of π_τ , one gets an approximation of its probability density $\Pi_\tau(x)$ shown in Fig. 1.

The two stochastic variables defined above satisfy $\sigma_\tau = E\pi_\tau$, so the relationship between two probability densities is simply

$$\Xi_\tau(x) = \frac{1}{E} \Pi_\tau\left(\frac{x}{E}\right). \quad (6)$$

Then we can rewrite the fluctuation formula as

$$\lim_{\tau \rightarrow \infty} \frac{1}{E} \frac{1}{\tau} \ln \frac{\Pi_\tau(x)}{\Pi_\tau(-x)} = x. \quad (7)$$

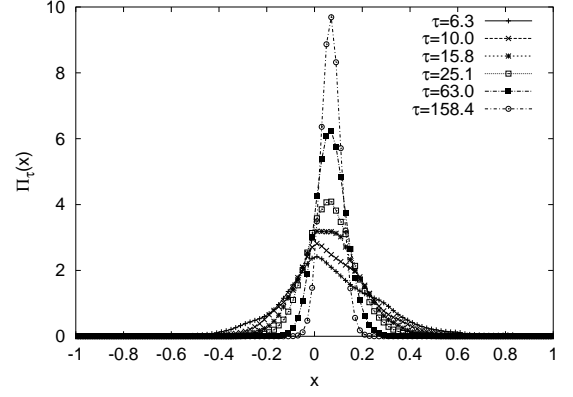


FIG. 1: The probability density $\Pi_\tau(x)$ in the 2D periodic LG, with lattice constant $d = 2.1$ and external field $\mathbf{E} = (0.3, 0.48)$, the number of collisions is 1.58×10^7 and the averaged time between two collisions is ≈ 0.62 . For higher τ values the curves seems to be “Gaussian like”: fitting a Gaussian function onto the measured values yields very good visual agreement.

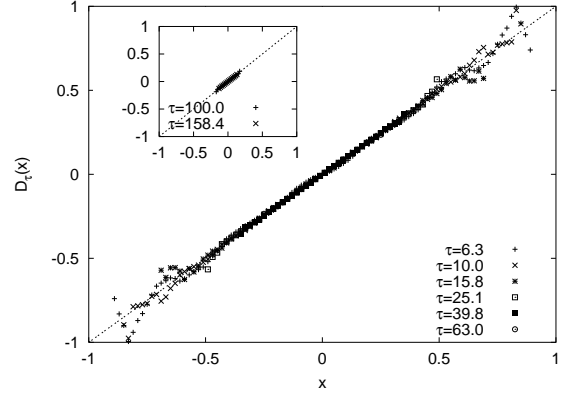


FIG. 2: $D_\tau(x)$ in the same configuration as for Fig. 1. The inset shows that for higher τ values $D_\tau(x)$ is linear with a slope 1. The averaged time between two collisions is ≈ 0.62 . The inset and the figure have the same axes.

In order to visualize the fluctuation formula, we introduce the quantity

$$D_\tau(x) = \frac{1}{E} \frac{1}{\tau} \ln \frac{\Pi_\tau(x)}{\Pi_\tau(-x)}. \quad (8)$$

If the fluctuation formula is satisfied in the system, then $D_\tau(x)$ should be linear with slope 1 in the $\tau \rightarrow \infty$ limit. The behavior of this quantity in a given configuration is shown in Fig. 2. We note that we tested several other configurations with various choices of the magnitude and direction of the electric field \mathbf{E} in the ergodic range, and we didn’t find any relevant deviation from the behavior presented above.

In order to characterize the deviation of the probability density from a Gaussian, we compute its moments and cumulants from the simulated distribution. Let $m^{(i)}$, $c^{(i)}$ and $q^{(i)}$ denote the i ’th order moment, central moment

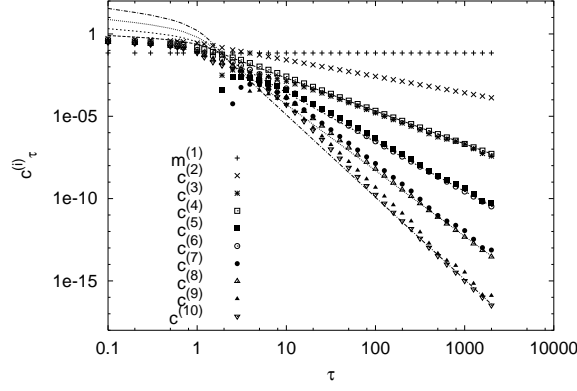


FIG. 3: The central moments $c_\tau^{(i)}$ of $\Pi_\tau(x)$ in the 2D periodic LG. In this configuration $\mathbf{E} = (0.3, 0.48)$, the collision number is 1.5×10^7 . The continuous lines show the behavior expected from Gaussian moments: $c_G^{(4)} = 3 c^{(2)2}$, $c_G^{(6)} = 15 c^{(2)3}$, $c_G^{(8)} = 105 c^{(2)4}$, $c_G^{(10)} = 945 c^{(2)5}$, etc., calculated from $c^{(2)}$.

and cumulant of $\Pi_\tau(x)$, respectively ($i = 1, 2, 3, \dots$), and let $\tilde{m}^{(i)}$, $\tilde{c}^{(i)}$ and $\tilde{q}^{(i)}$ denote the same quantities pertaining to $\Xi_\tau(x)$. The connection between the analogous quantities of these two distributions can be derived with the use of Eq. (6): $\tilde{m}^{(i)} = E^i m^{(i)}$, $\tilde{c}^{(i)} = E^i c^{(i)}$ and $\tilde{q}^{(i)} = E^i q^{(i)}$.

First we deal with the central moments of $\Pi_\tau(x)$ for a given configuration of the periodic LG, shown in Fig. 3. Based on this figure, we can make several important observations.

1. The central moments of order i $c_\tau^{(i)}$ exhibit power law dependence on τ with exponents β_i depending on i : $c_\tau^{(i)} \approx \alpha_i \tau^{-\beta_i}$; Table (I) lists the numerical values of α_i and β_i found in the simulation.
2. The exponents β_i are found to form pairs, at least approximately: $\beta_3 \approx \beta_4$, $\beta_5 \approx \beta_6$, and so on.
3. The even order central moments behave the same way as for a Gaussian distribution, i.e., they all can be computed from the variance alone. The Gaussian moments $c_G^{(i)}$ calculated in this way from $c^{(2)}$ are shown as continuous lines in the figure, and indeed, they seem to run very close to the actual measured values of the even order central moments.

Analyzing several configurations with various strengths and directions of the external field, we found that the β_i exponents are approximately the same in *all* the configurations. In contrast, the α_i factors do depend on the details of the chosen configuration.

Now we compare our findings to the expectations based on a gaussianity assumption. Because of the power law dependence in the odd order central moments, we can say that $\Pi_\tau(x)$ is definitely *not* Gaussian for any finite value of τ (they all should be zero for a Gaussian distribution). On the other hand, the distributions $\Pi_\tau(x)$ do seem to

i	β_i	α_i
2	$0.961 \pm 0.003 \approx 1$	0.224 ± 0.003
3	$2.047 \pm 0.016 \approx 2$	0.225 ± 0.017
4	$1.965 \pm 0.005 \approx 2$	0.190 ± 0.005
5	$3.046 \pm 0.048 \approx 3$	0.614 ± 0.048
6	$3.005 \pm 0.004 \approx 3$	0.330 ± 0.007
7	$4.023 \pm 0.024 \approx 4$	1.616 ± 0.181
8	$4.052 \pm 0.005 \approx 4$	0.868 ± 0.021
9	$4.937 \pm 0.038 \approx 5$	3.742 ± 0.656
10	$5.068 \pm 0.187 \approx 5$	2.631 ± 0.187

TABLE I: The exponent β_i and the prefactor α_i parameters of the i -th central moment shown on Fig. 3. These values are computed using the NLLS Marquardt-Levenberg algorithm included in **gnuplot** to fit the measured data points with a power function on the interval $[100, 1000]$. The errors presented here come from the fitting method. The odd order moments seem to run close to their even successors: $\beta_{2n+1} \approx \beta_{2(n+1)} \approx n + 1$.

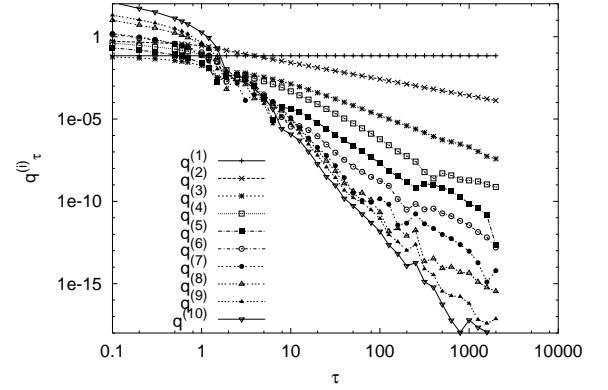


FIG. 4: The absolute values of the cumulants $q_\tau^{(i)}$ of $\Pi_\tau(x)$ in the periodic LG. The configuration is the same as for Fig. 3. $\Pi_\tau(x)$ converges to a Gaussian in the $\tau \rightarrow \infty$ limit. Since $q^{(3)} \sim \tau^{-2}$, the convergence of $\Pi_\tau(x)$ to a Gaussian in the $\tau \rightarrow \infty$ limit is power like; the deviation is on the order of τ^{-2} .

converge to a Gaussian in the limit $\tau \rightarrow \infty$ in accordance with the central limit theorem. This can be checked in Fig. 4 showing the behavior of the cumulants: all of the higher ($i > 2$) order cumulants go to zero with τ faster than those of order $i = 1, 2$.

Since we have seen that the even order central moments behave in a Gaussian way, it is worth checking if the subcondition that leads to the FF for Gaussian distributions holds for $\Pi_\tau(x)$, suggesting a simpler explanation behind the FF. With this in mind, we assume that $\Pi_\tau(x)$ is Gaussian: $\Pi_\tau(x) = \frac{1}{\sqrt{2\pi}\sigma_\tau} \exp\left(-\frac{(x-m_\tau)^2}{2\sigma_\tau^2}\right)$ and substitute this form into Eq. (7) yielding

$$\lim_{\tau \rightarrow \infty} \frac{1}{E} \frac{1}{\tau} \frac{2m_\tau}{\sigma_\tau^2} = 1, \quad (9)$$

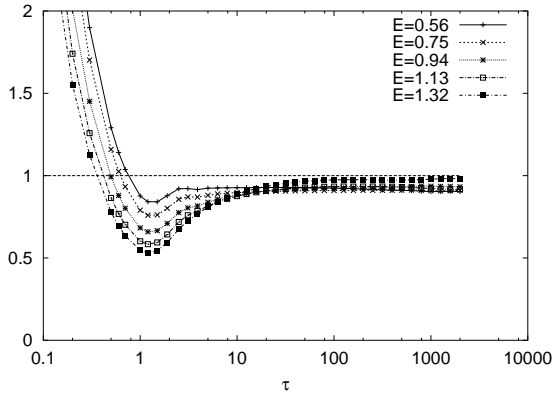


FIG. 5: The quantity $\frac{1}{E} \frac{1}{\tau} \frac{2m_\tau}{\sigma_\tau^2}$ at different field strengths \mathbf{E} in the 2D periodic Lorentz Gas. In these configurations \mathbf{E} is parallel with $(0.3, 0.48)$ and the collision number is $\approx 1.5 \times 10^7$. The curves deviate from 1 for all the τ values presented on the figure, however seem to converge to 1 in the $\tau \rightarrow \infty$ limit.

where $m_\tau = m_\tau^{(1)}$ and $\sigma_\tau^2 = c_\tau^{(2)}$. This equation expresses the extra condition which is necessary for a Gaussian distribution to satisfy the FF.

In Fig. 5 we can verify that Eq. (9) is not satisfied: the curves seem to deviate systematically from 1 for all the presented τ values. Furthermore Fig. 2 shows that the FF is valid with reasonable precision even for moderate values of τ indicating that the odd order moments also contribute to the fulfillment of the FF in our model. In other words, the FF seems to be a good approximation for large enough but *finite* τ values (in our practice, greater than 6-8 times the average time between two subsequent collisions). This means that the validity of the FF cannot be the consequence of the central limit theorem. Since we examined several other configurations of the periodic LG with magnitudes of \mathbf{E} often larger than in the presented configurations and we didn't find any relevant difference, we can say that the FF reflects some

nontrivial statistical properties of the underlying dynamics of the field driven LG far from equilibrium.

On the other hand, these data also indicate that Eq. (9) is satisfied in the large τ limit. This is in agreement with the observed behavior of the cumulants indicating a convergence to Gaussian distributions for $\tau \rightarrow \infty$: indeed, for Gaussian distributions the FF is equivalent to Eq. (9). This raises the question concerning the role of the $\tau \rightarrow \infty$ limit in Eq. (1): how common is that the FF is valid for a non-Gaussian distribution *and* for finite τ values? Another related question is whether there is any system with the FF satisfied for a distribution which is not Gaussian even in the $\tau \rightarrow \infty$ limit. These questions might only be settled by analytical approaches, due to the obvious limitations of numerical methods.

In this paper we have shown that in the GIK thermostated Lorentz gas the probability density of the EPR averaged over a time interval τ is *not* Gaussian for moderate values of τ , nevertheless the EPR fluctuations do obey the Gallavotti-Cohen fluctuation formula. Therefore, it seems unlikely that the FF in general is simply the consequence of the gaussianity of the EPR distribution. However, we have found that the EPR distribution seems to converge to a Gaussian in the large τ limit, meaning that the FF is connected to a Gaussian distribution only in this limit.

Acknowledgments

The authors are grateful to Tamás Tél for fruitful discussions and a careful reading of the manuscript. Furthermore the first author thanks Jürgen Vollmer for valuable e-mail conversations. This work was supported by the Bolyai János Research Grant of the Hungarian Academy of Sciences and by the Hungarian Scientific Research Foundation (Grant No. OTKA T032981).

-
- [1] D.J. Evans, E.G.D. Cohen and G.P. Morriss, Phys. Rev. Lett. **71**, 2401 (1993)
 - [2] G. Gallavotti and E.G.D. Cohen, Phys. Rev. Lett. **74**, 2694 (1995)
 - [3] G. Gallavotti, Phys. Rev. Lett. **77**, 4334 (1996)
 - [4] J. Kurchan, J. Phys. A, **31**, 3719 (1998)
 - [5] D.J. Searles and D.J. Evans, Phys. Rev. E **60**, 159 (1999)
 - [6] F. Bonetto, G. Gallavotti and P.L. Garrido, Physica **105D**, 226 (1997)
 - [7] D.J. Evans and D.J. Searles, Phys. Rev. E **52**, 5839 (1995)
 - [8] C. Maes, J. Stat. Phys, **95**, 367 (1999)
 - [9] L. Rondoni and E. Segre, preprint chao-dyn/9810028
 - [10] L. Rondoni, T. Tél and J. Vollmer, Phys. Rev. E **61**, 4679 (2000)
 - [11] For an overview, see G. Gallavotti, Chaos **8**, 384 (1998) and references therein.
 - [12] For a review of deterministic thermostats, see G.P. Morriss and C.P. Dettmann, Chaos **8**, 321 (1998) and references therein.
 - [13] M. Dolowschik and Z. Kovcs, preprint chaodyn/0106005
 - [14] E.G.D. Cohen and L. Rondoni, Chaos **8**, 357 (1998)
 - [15] K. Rateitschak, R. Klages and W.G. Hoover, J. Stat. Phys. **101**, 61-77 (2000)
 - [16] K. Rateitschak and R. Klages, Phys. Rev. E **65**, 036209 (2002)