

Chaotic Synchronization Via Minimum Information Transmission

A. S. Dmitriev, G. A. Kassian, and A. D. Khilinsky
Institute of Radioengineering and Electronics Russian Academy of Sciences
Mokhovaya 11-7, Moscow, 101999, Russia

M. Hasler
Ecole Polytechnique Federale de Lausanne, Lausanne, Switzerland
(Dated: December 2, 2018)

Chaotic synchronization is generally extremely sensitive to the presence of noise and other interference in the channel. Is this sensitivity a fundamental property of chaotic synchronization or is it related to the choice of synchronization method and can be suppressed by a modification of the method? If the answer is positive, then what are the relationships between the properties of a dynamical system and the level of noise at which the suppression of this sensitivity is still possible? What are particular methods to achieve synchronization that is stable to the presence of noise? In this paper we present the analysis of this issue from the standpoint of the information theory. The fundamental reason of this sensitivity is the fact that chaotic signal contains information and that requires a certain minimal threshold signal-to-noise ratio for this information to be transmitted. Only in this case high quality synchronization is achievable and only if the required information is transmitted (coded) optimally. Otherwise the threshold level can be much higher.

PACS numbers: 05.45.-a, 07.50.Qx, 95.75.Wx

I. INTRODUCTION

The possibility to synchronize the dynamics of two identical chaotic systems [1, 2, 3, 4] is determined by two factors (for certainty, further is assumed the case of unidirectional impact of one system on the other, i.e., the situation "drive system – response system" is considered). First, the way the drive system affects the response system. Significant progress has been achieved here that enables synchronization not only of chaotic systems but also of system with hyperchaos [5, 6]. Second, it is determined by the sensitivity of the chaotic synchronization to distortions of the signal in the coupling channel, in particular, to the effects of filtration and to the presence of noise. The attempts to damp this sensitivity are being made both in the direction of development of more robust schemes and in the direction of correction (reconstruction) of a signal, distorted in the coupling channel into its original form at the input of the response system. For instance, in the case of noisy signal the reconstruction is considered to be the cleaning of this signal out of noise [7, 8, 9, 10]. Hence, the problem is to reconstruct with a high precision the output signal of the drive system at the input of the response system. However, to reconstruct a copy of the signal generated by the drive system at the input of the response system, transmission of the signal itself through the coupling channel is not necessary. Instead, one can transmit the minimal information about the signal necessary to reconstruct (recover) the initial signal at the input of the response system, i.e. to replace coupling the channel by the communication channel. From the viewpoint of the information theory the second approach to reconstruction of the signal at the input of the response system can be preferable as it (i) requires less information to be transmitted and (ii)

this information can be presented (coded) so that it is more robust to the disturbances in the communication channel.

This idea was discussed in the literature [11, 12] and was tested in the case when the chaotic systems were one-dimensional maps [12]. Here, on example of two-dimensional maps we show that this approach can be used for synchronization of a higher-dimensional chaotic maps (both hyperbolic and non-hyperbolic).

As an example of two-dimensional maps hyperbolic Lozimap [13] is used in this paper described by the equations

$$\begin{aligned}x_{n+1} &= (1 - \beta)x_n + y_n; \\y_{n+1} &= \alpha x_n;\end{aligned}\quad (1)$$

where α and β are parameters.

Non-hyperbolic maps are represented here by Henon map [14]

$$\begin{aligned}x_{n+1} &= 1 - x_n^2 + y_n; \\y_{n+1} &= x_n;\end{aligned}\quad (2)$$

II. RESTRICTIONS FROM INFORMATION THEORY ON SYNCHRONIZATION

Drive chaotic system is a specific source of information. With respect to information transmission, the driven system can be treated as a receiver of information, that, if synchronization takes place, receives all the information defining the state of the dynamical system, that is sent through the communication channel and continuously adjusts its dynamics in accordance with information received.

Characteristic of a chaotic source are a finite rate of information production [15, 16] and continuous signal values. A question arises, what the necessary carrying capacity of a communication channel between the two systems is and how it relates to the possibility of high quality synchronization.

According to Shannon's theorem [17], in order to transmit information produced by the source at rate I through a channel of capacity C one must have

$$C \geq I: \quad (3)$$

Hence, for synchronization of the drive and response systems in the presence as well as in the absence of noise it is sufficient to have a communication channel with a carrying capacity larger than C . This fact has been noticed in [11]. It suggests that high quality synchronization can be achieved, if external perturbations do not exceed some critical value.

The theorem also lays the basis for the quantitative analysis of the capacity of a noisy channel. For a channel of bandwidth W with additive white gaussian noise, the per-sample capacity is

$$C = W \log_2 \frac{P + N}{N}; \quad (4)$$

where P is the signal power and N the noise power. Taking the sampling period at $T = \frac{1}{2W}$ so that the whole bandwidth is used, capacity becomes

$$C = \frac{1}{2} \log_2 \frac{P + N}{N}: \quad (3^0)$$

Eq. (4) implies that when appropriate coding is used, information can be transmitted with the rate up to $W \log \frac{P+N}{N}$ bit/sec while error probability can be arbitrarily low.

Equation (4) also suggests that if information production rate I and channel capacity are known, the maximum noise level can be calculated such that high quality synchronization is still feasible.

As an example, if $I = 1$ bit/sample, then, in theory, arbitrarily precise synchronization can be achieved when the ratio of mean squared power of chaotic signal $P_x = \langle x_n^2 \rangle$ to mean squared power of gaussian noise $P_N = \langle w_n^2 \rangle$ is

$$P_x = P_N > 10^{1-2}:$$

The "expense" of the possibility of high precision synchronization in the presence of noise is a special organization of the information transmitted through the channel and a certain time delay of the processes in the response system with respect to those in the drive system. Note also, that for the practical accomplishment of high quality synchronization in the presence of noise a certain increase of the channel capacity is necessary compared to the value given by relation (3). Otherwise, the delay value will tend to infinity.

III. HYPERBOLIC CASE. LOZIMAP.

So, in order to be able to synchronize the response system with the drive system we should transmit information at a certain rate. Let us consider the information production of the Lozimap and the amount of information that must be transmitted for synchronization.

First, let us recall that for 1-D maps

$$x_{n+1} = f(x_n) \quad (5)$$

the average information production I per iteration, measured in bits, can be expressed as the integral of (5) weighted with the invariant probability density $P(x)$

$$I = \int_0^1 P(x) \log_2 \frac{df}{dx} dx: \quad (6)$$

Relation (6) coincides with the definition of the Lyapunov exponent of the one-dimensional map with the only difference that in the relation for the Lyapunov exponent the natural logarithm is used instead of the base-2 logarithm. Hence, the Lyapunov exponent for 1-D map can be treated as the information production rate expressed in base-e units and it is equivalent to Kolmogorov entropy h . In order to transform it to bit/sample, we multiply by $\log_2 e$. Let us remark that the Kolmogorov entropy h and the information production rate R are generally the same not only in the case of 1-D maps, but also in more general cases. However, it is common to express R in bits and h in code units with base e .

The situation with information production in 2-D maps, e.g. in the Lozimap, is more complicated. It is well known [16] that for differentiable maps the following inequality between Kolmogorov entropy h and positive Lyapunov exponents holds:

$$h \geq \lambda_1 + \lambda_2; \quad (7a)$$

if both Lyapunov exponents are positive, or

$$h \geq \lambda_1; \quad (7b)$$

if only λ_1 is positive. Under some additional conditions inequalities (7) can turn into equalities. There are no similar results for the non-differentiable Lozimap. However, one can try to use another approach to estimate the information production by the Lozimap.

Let N_n be the number of unstable periodic orbits of length n in the chaotic attractor, and thus $L_n = N_n - n$ the number of cyclical points. Then the following limit is supposed to estimate topological entropy

$$K_0 = \lim_{n \rightarrow \infty} \frac{1}{n} \ln L_n; \quad (8)$$

Estimates for information production I_n , calculated with the aid of (8) are presented in Table I for different n . Both methods of estimating information production (including the method based on the positive Lyapunov exponents) give similar results.

TABLE I: Periodic orbits of Lozimap attractor. ($\alpha = 1.7$; $\beta = 0.5$); n – the length of a cycle; N_n – the number of cycles with the length n ; L_n – the number of periodic points; I_n – information production estimate.

N	1	4	8	12	16	17
N_n	1	1	8	34	162	224
L_n	1	4	64	408	2592	3808
I_n	0	0.5	0.75	0.722	0.720	0.700

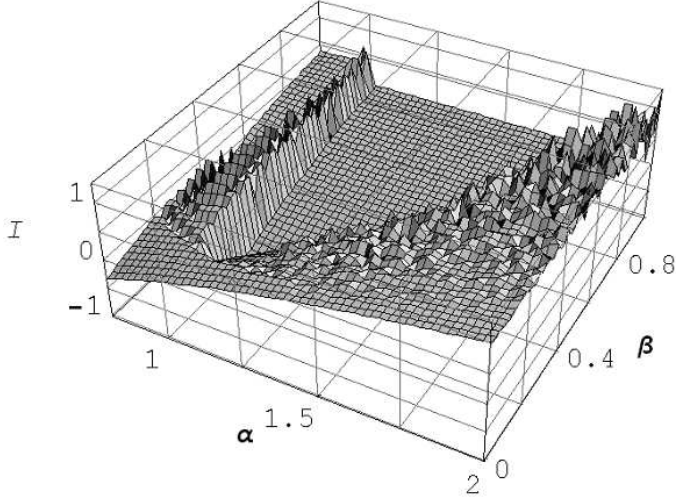


FIG. 1: Information production of Lozimap as a function of parameters α and β .

Fig. 1 shows the average information production for different values of α and β . For $\alpha = 1.7$; $\beta = 0.5$ the average information production rate is $I = 0.7$ bits/sample.

However, information production differs from iteration to iteration. Fig. 2 shows the information production rate probability density function. As can be seen in the figure the rate never exceeds 1 bit/sample.

Consequently, to ensure synchronization a channel with capacity $C > I = 0.7$ bits/sample can be used. However, it is desirable that the channel capacity should be at least $C = I_{\max} = 1$ bit/sample in order to take the maximum information production of each sample into account. Below a symbolic sequence for Lozimap is studied as an example of such a binary sequence.

IV. SYNCHRONIZATION SCHEME

The proposed scheme is shown in Fig. 3. The signal x_n produced by iteration of the Lozimap is transformed by a 2-level quantizer (threshold device) into a symbolic sequence $X_n = \text{sign}(x_n)$, i.e. into -1 if $x_n < 0$ and into $+1$ if $x_n \geq 0$. Then this binary signal is sent through the channel, where it is corrupted by noise: $z_n = X_n + w_n$. The quantizer transforms it back to the binary signal

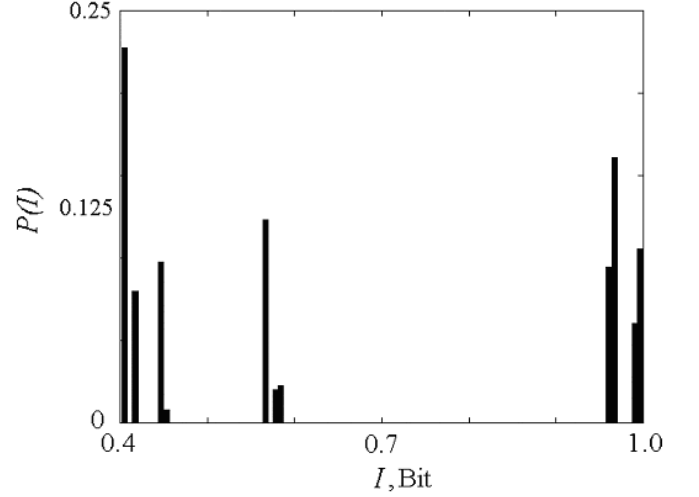


FIG. 2: The probability distribution function of the rate of information production of Lozimap.

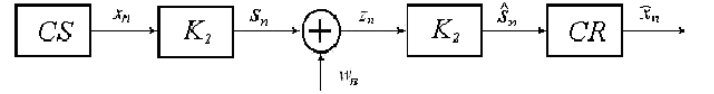


FIG. 3: Synchronization by means of symbolic sequence. CS – chaotic source. CR – chaotic receiver, K_2 – quantizer.

$$\hat{X}_n = \text{sign}(z_n).$$

The ± 1 values of binary sequence correspond to symbols L and R of the symbolic sequence. This symbolic sequence is used in the reconstruction block to restore the chaotic sequence. Thus, in the absence of noise, chaotic sequence reconstructed with a high precision is fed to the input of the response system, or an estimate of this chaotic sequence, if there is noise.

First, a problem with no noise case will be analyzed.

V. RECONSTRUCTION OF A TRAJECTORY FROM SYMBOLIC SEQUENCE

According to the synchronization scheme, at the input of the response system the incoming symbolic sequence must be used to reconstruct the chaotic sequence generated by the chaotic source.

In the case of one-dimensional maps reconstruction of the chaotic sequence based on the symbolic sequence can be accomplished by iterating the map backward [8, 12]. Since the map is stretching, being iterated backward it becomes contracting. Hence, repeatedly applying the inverse map to the initial conditions given by the elements of the symbolic sequence can give a good estimate of the chaotic sequence.

Consider a procedure of reconstruction of a chaotic sequence given the symbolic sequence for the case of Lozi

map.

The Jacobian of (1) is constant and equals λ . This means that the area of a small cell will be contracted by each iteration of Lozimap by a factor $|\lambda|$. But the distance between two close points increases in a certain direction, the stretching direction, at a rate determined by the positive Lyapunov exponent λ_1 . Let two points in the plane be separated along the stretching direction by the small distance d_0 at time 0. Then the distance between the corresponding trajectories at moment m is approximately

$$x_m / d_0 \approx \exp(\lambda_1 m); \quad (9)$$

The situation is very similar to the case of the 1-D map, where one could use this property (9) of the map to improve our knowledge of the value of the trajectory at present on the basis of information about its values in the future. Namely, to improve the precision of x_n the map should be iterated in reverse time beginning from x_{n+k} .

But what happens if we iterate the Lozimap in reverse time? In this case the area of a small cell will not decrease but increase. The direction corresponding to the positive Lyapunov exponent will be contracting but the direction corresponding to the negative Lyapunov exponent will be stretching. The trajectories will diverge again. The rate of this divergence will be determined by the absolute value of the second Lyapunov exponent.

The fact that two trajectories will diverge when the map is iterated either forward or backward can be written as

$$x_m / d_0 \approx \exp(\lambda_1 m) + | \lambda_2 | \exp(\lambda_2 m); \quad (10)$$

where d_0 is the initial distance between the two points in the direction of contraction. As follows from (10), in order to improve the knowledge the position of the trajectory at the present time, it is necessary to use information both about the "future" and the "past" of the trajectory.

We rewrite equations (1) for the Lozimap in such a way as to make it contracting both from the future and from the past:

$$x_{n+1} = \frac{1}{\lambda} x_n + \frac{1}{\lambda} x_{n-1}; \quad (11)$$

Map (11) is a contracting map because coefficients $1/\lambda$ in front of x_{n+1} and $1/\lambda$ in front of x_{n-1} and $1/\lambda + 1/\lambda = 2/\lambda$ ($\lambda = 1.7$; $2/\lambda = 0.5$) as well as their sum are less than. Contracting features of map (11) may be used to improve an estimate of the variable value at n -th moment using information about the variable values at $(n-1)$ -th and $(n+1)$ -th moments. Note that map (11) is not single-valued but a double-valued map.

Reconstruction algorithm. So, let us have a symbolic sequence $X_1; \dots; X_n; \dots; X_{n+k}; \dots; X_N$, where $X_k \in \{1; 2\}$ if $1 \leq k \leq N$ is the number of elements in the sequence. We evaluate x_n at the first step for all elements besides

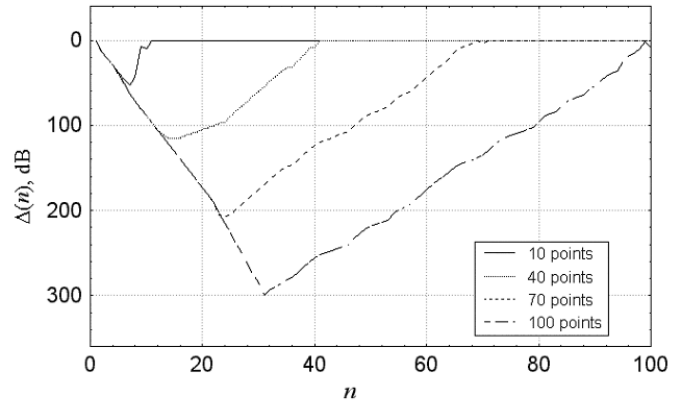


FIG. 4: Reconstruction of chaotic sequence by means of symbolic sequence. n — reconstructed point index, $\Delta(n)$ — reconstruction error, $N = 10; 40; 70; 100$ — the number of elements of the symbolic sequence that are used for reconstruction.

the first and the last, i.e. for $n = 2; \dots; N-1$ in the following way

$$x_n^1 = X_n, \quad x_{n+1}^1 = \frac{1}{\lambda} x_n + \frac{1}{\lambda} x_{n-1}; \quad (12)$$

Elements of the symbolic sequence are used at this stage as initial approximation for the estimate. At the second and third and so on i -th step of the procedure the estimates obtained at the previous $(i-1)$ -th step are used.

$$x_n^i = X_n, \quad x_{n+1}^i = \frac{1}{\lambda} x_n^{i-1} + \frac{1}{\lambda} x_{n-1}^{i-1}; \quad (13)$$

where $n = 2; \dots; N-1$. We finish the process when the difference between estimates of x at i -th and $i+1$ -th iterations is less than some small ϵ .

The results of chaotic sequence reconstruction using the above algorithm are presented in Fig. 4. The four curves in Fig. 4 correspond to the relative precision (in dB) obtained by taking $N = 10; 40; 70$ and 100 points of the symbolic sequence. Each of these curves looks as two sides of the triangle.

Consider the longest curve, that shows the results of the reconstruction of a fragment 100 points long. It can be seen that the first and the last points are not reconstructed at all, they are just the values of the symbolic sequence. The precision at these points corresponds to the precision of the initial approximation. The best result of reconstruction with precision 10^{-15} corresponds to the region of 30-th point.

Hence, to reconstruct the sequence of chaotic signals $x_1; \dots; x_n$ with a given precision, one first has to calculate the length of the fragment of the symbolic sequence to be used for reconstruction of one point of the chaotic sequence. For instance, the length of the fragment equals 100 when the reconstruction precision is 10^{-15} . Then, the left-edge fragment of the symbolic sequence $X_1; \dots; X_{100}$

is used to reconstruct the 30th point of the chaotic sequence x_{30} . Then the fragment $X_2; \dots; X_{101}$ is used to reconstruct the point x_{31} of the chaotic sequence and so on. As for reconstruction of any given point of the chaotic sequence one needs 29 preceding and 70 following points of the corresponding symbolic sequence. Reconstruction can be accomplished with this precision only for those points that are not less than 29 positions distant from the left edge and 70 positions distant from the right one.

VI. NON-HYPERBOLIC HENON MAP

In the case of non-hyperbolic maps, for instance, Henon Map, the approach based on the transmission of the symbolic sequence with further reconstruction of the chaotic sequence fails to be directly applicable [9]. However, an attempt to apply this approach allows to understand why the results are insufficient and helps to develop a suitable method.

Assume first, as in the case of Lozimap, that a sequence $X_n = \text{sign}(x_n)$ is transmitted through the channel. Henon Map can be rewritten as a one-dimensional map of the second order

$$x_{n+1} = 1 - x_n^2 + x_{n-1} \quad (14)$$

When iterated forward, this map is stretching at almost all points of the trajectory, that is, the error in the value of x_{n+1} usually is greater than that of x_n . On average, the distance between two close points increases exponentially with time.

Rewrite (14) in the form

$$x_n = \frac{1}{2} \left(\frac{1}{1 - x_{n+1} + x_{n-1}} \right) \quad (15)$$

Map (15) is contracting everywhere but in the region of small x_n : $|x_n| < \epsilon$, where $\epsilon \approx 0.1$. Outside this region the error of the estimated value of x_n according to (15) is smaller than the error of the estimates of x_{n-1} and x_{n+1} that are used to get an estimate of x_n . For small $|x_n|$ this is not true, hence, the algorithm analogous to the one used for Lozimap can not be used to reconstruct the chaotic sequence with high quality. A typical result of the application of this algorithm to Henon Map is shown in Fig. 5 (line 2). One can see that there are intervals with sharp reduction of reconstruction quality and the intervals where the quality of reconstruction is relatively high. Deterioration of the quality always occurs because of the lack of contracting properties of map (15) for small $|x_n|$.

Assume that at the reconstruction block the estimates of a chaotic sequence at the moments n_0 and $n_0 + 1$ are known with the desired precision and there is also a copy of the Henon Map. Then this information is sufficient to get the values of the elements of the binary sequence X_n for several points with the indices $n > n_0$. For this one just have to iterate the Henon Map with initial conditions

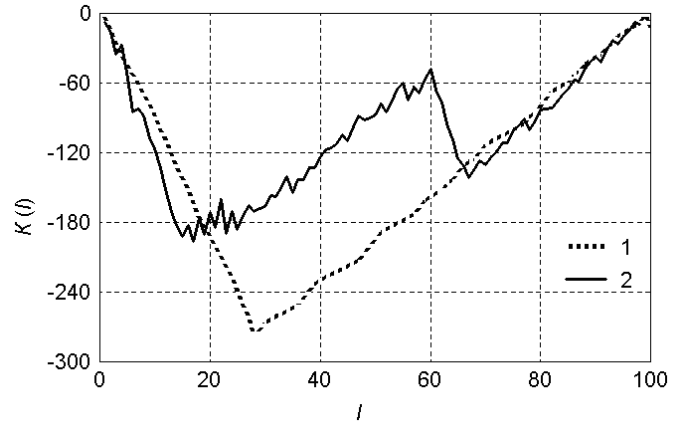


FIG. 5: Reconstruction of chaotic sequence by means of symbolic sequence. 1 | the number of reconstructed point, $k(l)$ | reconstruction error, the symbolic sequence is reconstructed from 100 sample points. 1 | application of the algorithm to Lozimap, 2 | application of the algorithm to Henon map

$(x_{n_0}; x_{n_0+1})$ and construct a "forecast". This "forecast" allows to determine the moments of time when the trajectory goes through a region of small absolute values.

Since initial conditions usually are known only with a finite precision, the correct values for the elements of the symbolic sequence can be obtained only for a relatively short part of the trajectory when the error of the "forecast" is less than the size of the attractor.

Above, in the description of the algorithm for Lozimap it has been noted that for a reconstruction of a chaotic sequence $x_1; \dots; x_N$ with a high quality it is sufficient to know the symbolic sequence X_n for $n \in [2; N]$ and $x_1; x_N$ with the desired precision. The same conditions hold for the case of Henon Map given that in the range $n \in [2; N]$ there are no x_n with absolute values close to zero.

Consequently, we arrive at the following algorithm of the information transmission from the drive to the response system. Let i be the number of points where the trajectory comes close to zero, $i = [i; i+1]$ - the segment of a trajectory limited by two such consequent points (see Fig. 6). Assume that at the input of the driven system there is an estimate of the chaotic sequence for all points of i . The two last points from i are taken as the initial conditions for the forecast of points from $i+1$. Note also that the length of $i+1$ is initially unknown at the response system side. Since the initial conditions for a forecasting trajectory are known with some error, a disturbed and undisturbed trajectories diverge exponentially and the precision of the forecast also drops exponentially with the distance from $i+1$. Nevertheless, if the length of $i+1$ is not very large, one can: (1) predict the index of point $i+2$ where the chaotic trajectory is close to zero and (2) construct binary sequence X_n for all points from $i+1$.

At this stage the only single datum needed for chaotic sequence reconstruction is the value at the point $i+2$.

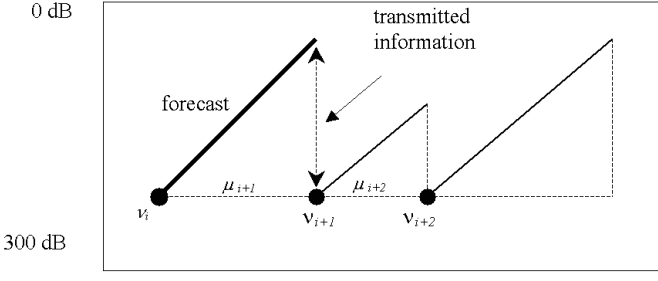


FIG. 6: Forecast of chaotic trajectory and transmission of necessary information for forecast amendment.

This value is transmitted through the channel with necessary precision. After that v_{i+1} is reconstructed with the aid of the algorithm described for Lozima. Hence, to reconstruct the chaotic sequence at all points of v_{i+1} one only has to transmit the value of a single point (with the index $i+2$).

Subtle modification of this algorithm can substantially reduce the amount of information transmitted. The case is that the forecast for the points from v_{i+1} allows to get some estimate for the point x_{i+2} , and so, there is no need to transmit the whole value of this point. One just needs to transmit the bits that can be distorted due to exponential divergence of the trajectories. Since the rate of divergence is solely determined by the first Lyapunov exponent, the amount of information to be transmitted through the communication channel is also determined only by this property of the chaotic map and is independent of the desired reconstruction precision of the chaotic sequence.

A numerical simulation of the proposed algorithm ensures high quality of synchronization with a volume of transmitted information 0.8 bits/sample, that is close to the rate of information production by Henon Map (0.6 bits/sample).

VII. SYNCHRONIZATION IN THE PRESENCE OF NOISE

It has been shown that to achieve synchronization of hyperbolic as well as non-hyperbolic maps it is sufficient to transmit information contained in the chaotic sequence and then utilize this information to reconstruct the chaotic sequence. The precision of reconstruction depends on the length of the sequence and on the number of elements of the symbolic sequence that are directly used to reconstruct the chaotic sample. The reconstructed sequence of samples ensures high-quality synchronization of drive and response systems.

If binary information is transmitted via noisy channel errors may appear in binary sequence. These errors may lead to incorrect reconstruction of the chaotic signal thus reducing synchronization quality.

Consider the results of numerical simulation of the

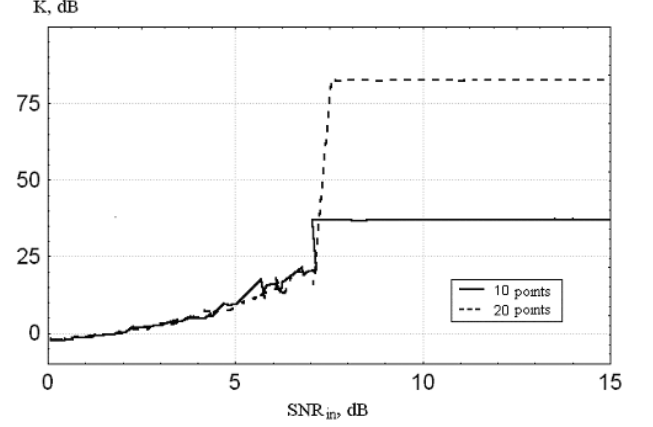


FIG. 7: Synchronization quality for the case of AWGN channel. $K = (\text{SNR}_{\text{in}} - \text{SNR}_{\text{out}})$ — the criterion of the synchronization quality.

quality of synchronization of chaotic signal reconstruction after transmission through a noisy channel are discussed. Note that errors can be made arbitrarily small by increasing the channel capacity (e.g., by means of using error correcting codes). Hence, synchronization through channels with a capacity close to the minimum is of greater concern.

Fig. 7 shows graphs that illustrate the quality of synchronization when information is transmitted through a channel with gaussian noise.

Pictures differ in the number of symbolic sequence points that are used for reconstruction. One can see that synchronization with maximum efficiency for the number of points used takes place when the signal-to-noise ratio is about 5.5 dB. It should also be mentioned that the ultimate synchronization quality is determined by the rate of information production and with a sufficient number of points reaches the maximum value of 4.2 dB per point used in estimation. This result is in a good agreement with the rate of information production I of 0.7 bit/sample.

Similar results were obtained for the synchronization of Henon maps.

VIII. CONCLUSION

In this paper a synchronization scheme for two-dimensional maps is considered that is based on transmission of information about the state of drive system by unidirectional coupling. It is shown that the necessary amount of information that must be delivered to the response system is determined by the rate of information production by the dynamical system.

The schemes of synchronization of two-dimensional maps are presented, that are based on reconstruction of

the chaotic sequence. Their stability with respect to noise almost coincides with the theoretical estimate of the ultimate stability.

Acknowledgments

This work has been supported by the Swiss National Science Foundation, SOPS project N r. 75SUPJ062310.

-
- [1] H. Fujisaka and T. Yamada, *Prog. Theor. Phys.* 69, 32 (1983).
 - [2] A. Pikovsky, *Z. Physik B* 55, 149 (1984).
 - [3] V. Afraimovich, N. Verichev, and M. Rabinovich, *Izvestia Vuzov. Radio fizika* 29, 1950 (1986).
 - [4] L. Pecora and T. Carroll, *Phys. Rev. Lett* 64, 821 (1990).
 - [5] E. M. Acau, C. Grebogi, and Y.-C. Lai, *Phys. Rev. E* 65 (2002).
 - [6] H. Abarbanel, *Analysis of Observed Chaotic Data* (Springer-Verlag, New York, 1996).
 - [7] E. Kostelich and T. Schreiber, *Phys. Rev. E* 48, 1752 (1993).
 - [8] H. Kantz and T. Schreiber, *Nonlinear Time Series Analysis* (Cambridge University Press, Cambridge, 1997).
 - [9] G. Deo and B. Schumman, *Information Dynamics. Foundations and Applications* (Springer-Verlag, New York, 2001).
 - [10] E. Kostelich and J. Yorke, *Phys. Rev. A* 38, 1649 (1988).
 - [11] T. Stoyanovski, L. Kocarev, and R. Harris, *IEEE Trans. CAS-1* 44, 1014 (1997).
 - [12] A. Dmitriev, G. Kassian, and A. Khilinsky, *Int. J. Bifurc. Chaos* 10, 749 (2000).
 - [13] R. Lozi, *J. Phys. Colloq* 39, 5 (1978).
 - [14] M. Henon, *Commun. Math. Phys.* 50, 69 (1976).
 - [15] P. Billingsley, *Ergodic Theory and Information* (Wiley, New York, 1965).
 - [16] J.-P. Eckmann and D. Ruelle, *Rev. Mod. Phys.* 57-1, 617 (1985).
 - [17] C. E. Shannon, *The Bell System Technical J.* 27 (1948).