

The avalanche dynamics in Bak-Sneppen evolution model observed with standard distribution width of fitness

Chaohong Lee, Xiwen Zhu, and Kelin Gao

*Laboratory of Magnetic Resonance and Atomic and Molecular Physics, Wuhan Institute of
Physics and Mathematics, The Chinese Academy of Sciences, Wuhan, 430071, P. R. China*

(February 9, 2020)

Abstract

We introduce the standard distribution width of fitness in the Bak-Sneppen evolution model. Through observing the fluctuation of this quantity in evolution, we find a different hierarchy of avalanche dynamics, w_0 avalanche. We also obtain the corresponding gap equation and the self-organized threshold w_c . The critical exponents (τ , γ and ρ), which describe the behavior of avalanche size distribution, behavior of average avalanche size and behavior of relaxation to attractor, respectively, are calculated with numerical simulation. The exact master equation and γ equation are derived. And the scaling relations are established among the critical exponents of this new avalanche.

PACS numbers: 87.10.+e, 05.40.-a, 05.65.+b

I. INTRODUCTION

The biological evolution theory of Darwin is well known to all. The biological evolution can be divided into two different types, one is micro-evolution, which focus on the dynamics of evolution at the level of a single population; the other is macro-evolution, which focus on the dynamics of evolution at the level of all species in ecosystem. In the last years, many scaling laws have been found in macroevolutionary data. Raup and his co-workers declare that the distribution $N(m)$ of extinction sizes for families m decreases with m according to a pow-law: $N(m) \propto m^{-\alpha}$ [1], they also announce the distribution $N(t)$ of genera lifetimes t follows $N(t) \propto t^{-k}$ [2]. Burlando find that the distribution of the number of genera $N(g)$ with g species can be fitted with $N(g) \propto g^{-\mu}$ [3]. Valen reports that the disappearance of species or genera is similar to radioactive decay, in which the amount of the "original element" decays exponentially with time, this phenomenon has been named as Red Queen effect [4]. Gould and Eldredge present the punctuated pattern of extinction events [5]. The punctuated equilibrium can interpret as a metastable state of the dynamics of that single species [6]. If an ecosystem is at equilibrium, all species of it are stable. However, if one of them fluctuates with time, it will lead to the destabilization of its neighboring species. Thus the avalanche fluctuation will sweep through the evolution.

The existence of scaling laws in macro-evolution indicates that the dynamics of large-scale evolution is the result of a self-organized critical process. From this view, Bak and Sneppen introduced a toy model for species evolution [7]. The Bak-Sneppen model is defined and simulated as follows: (i) L species are arranged on a one-dimensional lattice with periodic boundary conditions. (ii) Random numbers f_i , which are chosen from a uniform distribution between 0 and 1, $P(f)$, are independently assigned to each site (species). (iii) At each time step, locating the extremal site, i.e., the one with the smallest random number f_{\min} , and mutating it and its nearest neighbors by assigning new random numbers in $P(f)$. In the above model, the random numbers represent the fitness of species. After enough mutations have occurred, the ecosystem reaches a statistically stationary state in which the distribution

for the fitness of all species is statistic stationary unchanged.

Since the Bak-Sneppen model being defined, a lot of people have investigated the punctuated pattern and avalanche dynamics of it. Observing fluctuations of the smallest fitness, the model shows punctuated equilibrium behavior, i.e., it self-organizes into a critical state with intermittent coevolutionary avalanches of all size [7]. Paczuski, Maslov and Bak studied the f_0 avalanche (PMB avalanche), forward avalanche and backward avalanche and derived the exact scaling equations [8]. Recently, by monitoring variations of the average fitness, a different avalanche, \overline{f}_0 avalanche (LC avalanche), is found, and the exact equations and scaling relations are obtained [9–11]. As we have known, the avalanche dynamics is a kind of macroscopic phenomenon in driven dissipative systems. The detailed dynamics of these systems sensitively depend on the initial configuration. But the distribution of avalanches, i.e., scaling law, does not depend on such details due to the universality of complexity [12]. In the previous eximious works, analysing the smallest fitness is directly connected with the feature of individuals, but not directly represents the global feature; discussing the average fitness is directly connected with the global dynamics, but not directly manifests the difference in individuals. Can we find a new quantity, which can describe the global feature and the difference in individuals simultaneously? In this paper, we define such a quantity and observe the corresponding avalanche dynamics with this quantity.

The outline of this paper is as follows: In the next section, we present the definition of the standard distribution width of fitness and derive its gap equation. Monitoring variations of the standard distribution width of fitness, we analyse the avalanche dynamics in details in section III. The exact mast equation is obtained, and the scaling relations are established among the critical exponents. The last section is a brief summary of this paper.

II. STANDARD DISTRIBUTION WIDTH OF FITNESS AND ITS GAP EQUATION

In the Bak-Sneppen model, we denote the fitness of the i -th species as f_i ($i = 1, 2, \dots, L$), L is the total number of species. The fitness represent population or living capability of species, large fitness means immense population or great living capability, and vice versa. To describe the average population or average living capability of an ecosystem, Li and Cai defined the average fitness [9–11]

$$f_{av}(s) = \frac{1}{L} \sum_{i=1}^L f_i(s), \quad (1)$$

where $f_i(s)$ is the fitness of the i -th species at time s . Based upon the average fitness, we define the standard distribution width of fitness as

$$w(s) = \sqrt{\frac{1}{L} \sum_{i=1}^L (f_i(s) - f_{av}(s))^2}, \quad (2)$$

From the above definition, we know that the standard distribution width of fitness simultaneously manifests both global dynamics and difference in individuals. At the beginning of the evolution, i.e., $s = 0$, the fitnesses are uniformly distributed in $(0, 1)$. Thus for an infinite-size ecosystem ($L \rightarrow \infty$), the initial average fitness $f_{av}(0)$ equals 0.5, the initial standard distribution width $w(0)$ is $\sqrt{3}/6$. But for a finite-size ecosystem, $f_{av}(0)$ and $w(0)$ fluctuate around the above values due to the finite size. Because of the absence of mutations or updates, the $w(0)$ can not show the correlation between species, only with the evolution goes on, such correlation is being contained in $w(s)$ gradually.

As time increasing, $f_{av}(s)$ shows increasing tendency [9], however, $w(s)$ shows decreasing tendency, see Fig. 1. After a long transience, i.e., $s \rightarrow \infty$, the ecosystem self-organizes close to a critical state, and, $f_{av}(s)$ and $w(s)$ approach close to different thresholds. When $s, L \rightarrow \infty$, almost all species have fitnesses above the threshold $f_c = 0.66702$ [7], and the fitnesses are uniformly distributed in $(f_c, 1)$. With definition of $f_{av}(s)$ and $w(s)$, we obtain the relations among the thresholds

$$w_c = \frac{1}{2\sqrt{3}}(1 - f_c) = \frac{1}{\sqrt{3}}(1 - f_{avc}), \quad (3)$$

here, w_c and f_{avc} are thresholds of $w(s)$ and $f_{av}(s)$ respectively. Thus, $w_c = 0.096225$ and $f_{avc} = 0.83351$. For the finite-size ecosystem, the self-organized critical thresholds will fluctuate around the above values, and this fluctuation decreases with the increase of L .

Similar to the definition in Ref. [8,9], we define the gap of $w(s)$ as its envelop. It can be written as

$$W(s) = \begin{cases} w(0) & , s = 0, \\ \min(w(s') | s' \in [0, s]) & , s > 0, \end{cases} \quad (4)$$

The above definition means that the current gap of $w(s)$ is the minimum of all $w(s')$ ($0 \leq s' \leq s$). In the first row of Fig. 1, we show the gap $W(s)$ as a function of s . With the increase of time, $W(s)$ approaches close to the threshold gradually. By definition, when the gap falls to its next lower value, the separate instances are separated by avalanches. Avalanches correspond to plateaus in $W(s)$ during which $w(s) > W(s)$. A new avalanche is initiated when the gap falls, and the old avalanche terminates at the same time. Once a avalanche is over it will never affect the behavior of any subsequent avalanche. When the gap decreases, the probability for $w(s)$ jump above $W(s)$ increases, thus longer and longer avalanches happen typically. Finally, the ecosystem falls into statistically stationary state.

Based upon the Ref. [8,9], we can derive the gap equation of $W(s)$. If the gap is changed from $W(s)$ to $W(s) + \Delta W$, the average number of avalanches occurred is $N_{av} = -\Delta W L / (W(s) - w_c)$. Thus, when $L \rightarrow \infty$, the average number of time steps required for increasing the gap from $W(s)$ to $W(s) + \Delta W$ is $\Delta s = \langle S \rangle_{W(s)} N_{av} = -\langle S \rangle_{W(s)} \Delta W L / (W(s) - w_c)$, where $\langle S \rangle_{W(s)}$ is the average size of avalanche of the current plateau of the gap. So the differential equation for $W(s)$ is as follows

$$\frac{dW(s)}{ds} = \lim_{\Delta W, \Delta s \rightarrow 0} \frac{\Delta W}{\Delta s} = -\frac{W(s) - w_c}{\langle S \rangle_{W(s)} L}, \quad (5)$$

This equation describes the relaxation to attractor. If the law of $\langle S \rangle_{W(s)}$ has been obtained, one can derive the law of relaxation to attractor from the above equation.

III. AVALANCHE DYNAMICS

We know that all self-organized critical system will exhibit power-law avalanche dynamics. This has been confirmed by a lot of models with self-organized criticality [7–11,13–19]. In this section, according to the definition of PMB avalanche [8] and LC avalanche [9], the definition of a new avalanche, w_0 avalanche, is presented. Then its critical exponents is calculated with numerical simulation and its exact master equation is derived. Lastly, the scaling relations are established.

The definition for w_0 avalanche is as follows. Similar to those used in Ref. [8,9], we introduce an auxiliary parameter w_0 , where $w(0) > w_0 > w_c$. Suppose that at time step s_1 , the current standard distribution width $w(s_1)$ is less than w_0 . If the next standard distribution width $w(s_1 + 1)$ is larger than w_0 , a creation-annihilation branching process is initiated. The avalanche will continue to run unless $w(s)$ becomes less than w_0 . This means, at time s , if all $w(s') > w_0$ for $(s_1 < s' < s - 1)$, the current avalanche continues. In terms of the above definition, the size of an avalanche is the number of time steps of subsequent punctuations above w_0 . If the first appearance of $w(s) < w_0$ after time s_1 occurs at time $s_1 + S$, the size of the current avalanche is S .

Clearly, the above definition ensures the hierarchical structure, i.e., larger avalanches consist of smaller ones. With the decreasing of w_0 , smaller avalanches combine into larger ones; if w_0 is set as w_c , the infinite-size avalanche appears. In the other case, with the increasing of w_0 , larger avalanches split into smaller ones. Thus, the cutoff effects is unavoidable when w_0 is not chosen as w_c . Nevertheless, the same scaling laws can be obtained when w_0 is very close to the threshold w_c . With numerical simulation, for the Bak-Sneppen model with 200 species, chosen w_0 as 0.1100, we find the distribution of avalanche size follows the pow law

$$P(S) \propto S^{-\tau}, \quad (6)$$

where, $P(S)$ is the probability of avalanche of size S , τ equals 1.63130 ± 0.06114 , see Fig. 2. Because of the cutoff effects, the average avalanche size varies when w_0 changes. As same

as those in Ref. [8,10,11], our numerical results show that the average size of w_0 avalanche obeys

$$\langle S \rangle_{w_0} \propto (w_0 - w_c)^{-\gamma}, \quad (7)$$

In the above, w_c is the threshold, the exponent γ equals 2.57017 ± 0.06307 , see Fig. 3. This law means the divergence of the average avalanche size satisfies pow law. We also find the relaxation to attractor abides

$$(w_0 - w_c) \propto s^{-\rho}, \quad (8)$$

here, s is the time steps, the exponent ρ equals 0.39049 ± 0.00780 . Obviously, the value of ρ is very close to $1/\gamma$.

In the previous, with numerical simulation, we find some scaling laws of the w_0 avalanche. Below, we will give some exact results. To describe the cascade process of smaller avalanches combining into larger ones when the parameter w_0 is changed, we present an exact master equation. Denoting the probability of w_0 avalanche of size S as $P(S, w_0)$, when parameter changes from w_0 into $w_0 + \Delta w_0$, some w_0 avalanches merge to larger $w_0 + \Delta w_0$ avalanches, at the same time, the probability of avalanche size distribution flows in and out. Because the termination of w_0 avalanche is uncorrelated, the probability of a w_0 avalanche merging to $w_0 + \Delta w_0$ avalanche is proportional to $-\Delta w_0/(w_0 - w_c)$. Thus the probability flowing out from $P(S, w_0)$ can be written as

$$\Delta_{out} P = -\lambda P(S, w_0) \Delta w_0 / (w_0 - w_c), \quad (9)$$

where, λ is a constant. The probability flowing in $P(S, w_0)$ is

$$\Delta_{in} P = -\lambda \sum_{S_1=1}^{S-1} P(S_1, w_0) P(S - S_1, w_0) \Delta w_0 / (w_0 - w_c), \quad (10)$$

When w_0 approaches to w_c and Δw_0 approaches to zero, we obtain the following master equation

$$-(w_0 - w_c) \frac{\partial P(S, w_0)}{\partial w_0} = -\lambda P(S, w_0) + \lambda \sum_{S_1=1}^{S-1} P(S_1, w_0) P(S - S_1, w_0), \quad (11)$$

As pointed out in the previous section, with the increasing of time, the standard distribution width shows decreasing tendency. So, when w_0 decreases, the first term on the right side of the master equation reflects the loss of S -size avalanche, and the second term depicts the gain of S -size avalanche.

Similar to Ref. [10], defining the new variable $u = -\ln(w_0 - w_c)$, the master equation becomes into

$$\frac{\partial P(S, u)}{\partial u} = -\lambda P(S, u) + \lambda \sum_{S_1=1}^{S-1} P(S_1, u) P(S - S_1, u), \quad (12)$$

Performing a Laplacian transformation for $P(S, u)$, i.e.,

$$p(\alpha, u) = \sum_{S=1}^{\infty} P(S, u) e^{-\alpha S}, \quad (13)$$

Thus the master equation reads as

$$\frac{\partial p(\alpha, u)}{\partial u} = \lambda p(\alpha, u) [p(\alpha, u) - 1], \quad (14)$$

When $\alpha = 0$, $p(\alpha, u) = \sum_{S=1}^{\infty} P(S, u) e^{-\alpha S} = 1$, this is the normalization of $P(S, u)$. While $\alpha > 0$, $0 < p(\alpha, u) < 1$. Expanding both sides of the above equation as Taylor series throughout the neighborhood of the point $\alpha = 0$, one can obtain

$$\begin{aligned} & \frac{\partial}{\partial u} [\alpha \langle S \rangle_u - \frac{1}{2!} \alpha^2 \langle S^2 \rangle_u + \frac{1}{3!} \alpha^3 \langle S^3 \rangle_u \cdots] \\ &= \lambda [1 - \alpha \langle S \rangle_u + \frac{1}{2!} \alpha^2 \langle S^2 \rangle_u - \frac{1}{3!} \alpha^3 \langle S^3 \rangle_u \cdots] \\ & \quad \times [\alpha \langle S \rangle_u - \frac{1}{2!} \alpha^2 \langle S^2 \rangle_u + \frac{1}{3!} \alpha^3 \langle S^3 \rangle_u \cdots], \end{aligned} \quad (15)$$

where, $\langle S^k \rangle_u = \sum_{S=1}^{\infty} S^k P(S, u)$. Comparing the coefficients of different powers of α in the above equation, one gains an infinite series of exact equations. The first exact equations can be expressed as

$$\frac{\partial}{\partial u} \ln \langle S \rangle_u = \lambda, \quad (16)$$

Replacing u as $-\ln(w_0 - w_c)$, we obtain the γ equation

$$\frac{\partial}{\partial w_0} \ln \langle S \rangle_{w_0} = -\frac{\lambda}{w_0 - w_c}, \quad (17)$$

Noting the scaling law $\langle S \rangle_{w_0} \propto (w_0 - w_c)^{-\gamma}$, inserting it into the above equation, one can easily gain

$$\gamma = \lambda, \quad (18)$$

By far, we have obtained three critical exponents of the w_0 avalanche: τ , γ and ρ , which describe the behavior of avalanche size distribution, behavior of average avalanche size, and behavior of relaxation to attractor, respectively. As listed in Ref. [8], there are three other critical exponents: D , σ and ν . The avalanche dimension D is defined by the following scaling relation

$$S \propto R^D, \quad (19)$$

where, S is the avalanche size (temporal duration), R is the spatial extent. The σ and ν are defined by the following scaling laws of cutoff.

$$S_{co} \propto (w_0 - w_c)^{-1/\sigma}, \quad (20)$$

$$R_{co} \propto (w_0 - w_c)^{-\nu}, \quad (21)$$

The symbols S_{co} and R_{co} are the cutoff of the avalanche size and that of spatial extent of avalanche.

Although there are six critical exponents, only two of them are independent.. Choosing τ and γ as independent exponents, the other ones can be expressed as functions of them. Inserting the scaling law $\langle S \rangle_{w_0} \propto (w_0 - w_c)^{-\gamma}$ into the gap equation (Eq.(5)), and noting the scaling law $(w_0 - w_c) \propto s^{-\rho}$, one can find

$$\rho = \gamma^{-1}, \quad (22)$$

Integrating the equation $\langle S \rangle_{w_0} = \int_1^{S_{co}} SP(S, w_0) dS$, it is easy to obtain

$$\langle S \rangle_{w_0} = \int_1^{S_{co}} SP(S, w_0) dS = \int_1^{S_{co}} S^{1-\tau} dS \propto S_{co}^{2-\tau} \propto (w_0 - w_c)^{-\frac{2-\tau}{\sigma}}, \quad (23)$$

Comparing with $\langle S \rangle_{w_0} \propto (w_0 - w_c)^{-\gamma}$, one can get

$$\sigma = \frac{2 - \tau}{\gamma}, \quad (24)$$

Noting that the average number sites $\langle n_{cov} \rangle_{w_0}$ covered by a w_0 avalanche scales near the critical point as [8] $\langle n_{cov} \rangle_{w_0} \propto R_{cov} \propto R \propto (w_0 - w_c)^{-1}$ and $S \propto R^D$, so $\langle n_{cov} \rangle_{w_0} \propto S^{1/D}$.

Integrating the equation $\langle n_{cov}(S) \rangle_{w_0} = \int_1^{S_{co}} n_{cov}(S) P(S, w_0) dS$, one can obtain

$$\langle n_{cov}(S) \rangle_{w_0} \propto \int_1^{S_{co}} S^{1/D-\tau} dS \propto (w_0 - w_c)^{-\frac{1-\tau+1/D}{\sigma}}, \quad (25)$$

Thus the avalanche dimension D can be written as

$$D = \frac{1}{\tau + \sigma - 1} = \frac{\gamma}{\gamma(\tau - 1) + 2 - \tau}, \quad (26)$$

Combining $S \propto R^D$ and $R_{co} \propto (w_0 - w_c)^{-v}$, one can immediately obtain

$$S_{co} \propto R_{co}^D \propto (w_0 - w_c)^{-vD}, \quad (27)$$

Comparing with $S_{co} \propto (w_0 - w_c)^{-1/\sigma}$, it is easy to know

$$v = \frac{1}{\sigma D} = 1 + \frac{\gamma(\tau - 1)}{2 - \tau}, \quad (28)$$

Up to now, the scaling relations among the six critical exponents are successfully established. The existence of two independent critical exponents means that there are two kinds uncorrelated critical behavior in w_0 avalanche.

IV. SUMMARY

In conclusion, by defining a new quantity, the standard distribution of fitness, a new avalanche, w_0 avalanche, is observed in the evolution of Bak-Sneppen model. We declare this avalanche is a different hierarchy of avalanche. Because, firstly, the observed quantity is

different from those of Ref. [7,8] and Ref. [9–11]; secondly, the values of the critical exponents are also different from those found in Ref. [7,8] and Ref. [9–11].

From the definition of the standard distribution width of fitness, we easily obtain the corresponding gap equation and the self-organized threshold. According to the definition of PMB avalanche and LC avalanche, the definition of the w_0 avalanche is presented. With numerical simulation, the critical exponents τ , γ and ρ are obtained. Then the exact master equation is derived, from the master equation, the γ equation is immediately obtained. At last, combining all scaling laws, the scaling relations are successfully established among the critical exponents. With these relations, we find there are only two uncorrelated critical behavior in the w_0 avalanche, for there exist only two independent critical exponents.

Acknowledgment

The work is supported by the National Natural Science Foundations of China under Grant No. 19904013 and 1990414.

FIGURES

FIG. 1. The standard distribution width and its gap. The above row corresponds to the variation of the gap $W(s)$, the bottom row corresponds to the fluctuation of $w(s)$.

FIG. 2. The pow-law of the avalanche size distribution.

FIG. 3. The pow-law of the divergence of the average avalanche size.

REFERENCES

- [1] D. M. Raup, *Extinction, Bad Genes or Bad Luck?* Oxford: Oxford University Press, (1991).
- [2] D. M. Raup and J. J. Sepkoski Jr., *Science* 215, 1501(1982).
- [3] B. Burlando, *J. Theor. Biol.* 163, 161(1993).
- [4] L. Van Valen, *Evolutionary Theory* 1, 1(1973).
- [5] S. J. Gould, *Paleobiology* 3, 135 (1977).
- [6] L. Peliti, <http://xxx.lanl.gov/cond-mat/9712027>, (1997).
- [7] P. Bak and K. Sneppen, *Phys. Rev. Lett.* 71, 4083 (1993).
- [8] M. Paczuski, S. Malsov, and P. Bak, *Phys. Rev. E* 53, 414 (1996).
- [9] W. Li and X. Cai, *Phys. Rev. E* 61, 771 (2000).
- [10] W. Li and X. Cai, *Phys. Rev. E* 61, 5630 (2000).
- [11] W. Li and X. Cai, *Phys. Rev. E* 62, 7743 (2000).
- [12] B. Butenberg and C. F. Richter, *Ann. Geofis.* 9, 1 (1956).
- [13] H. J. Jensen, *Self-Organized Criticality*, Cambridge University Press, London, (1998).
- [14] H. Flyvbjerg, *Phys. Rev. Lett.* 76, 940 (1996).
- [15] S. Maslov, *Phys. Rev. Lett.* 74, 562 (1995).
- [16] S. Maslov, M. Paczuski, and P. Bak, *Phys. Rev. Lett.* 73, 2162 (1994).
- [17] S. B. Lowen and M. C. Teich, *Phys. Rev. Lett.* 47, 992 (1993).
- [18] K. Christensen, Z. Olami, and P. Bak, *Phys. Rev. Lett.* 68, 2417 (1992).
- [19] A. S. Datta, K. Christensen, and H. J. Jensen, *Europhys. Lett.* 50, 162 (2000).

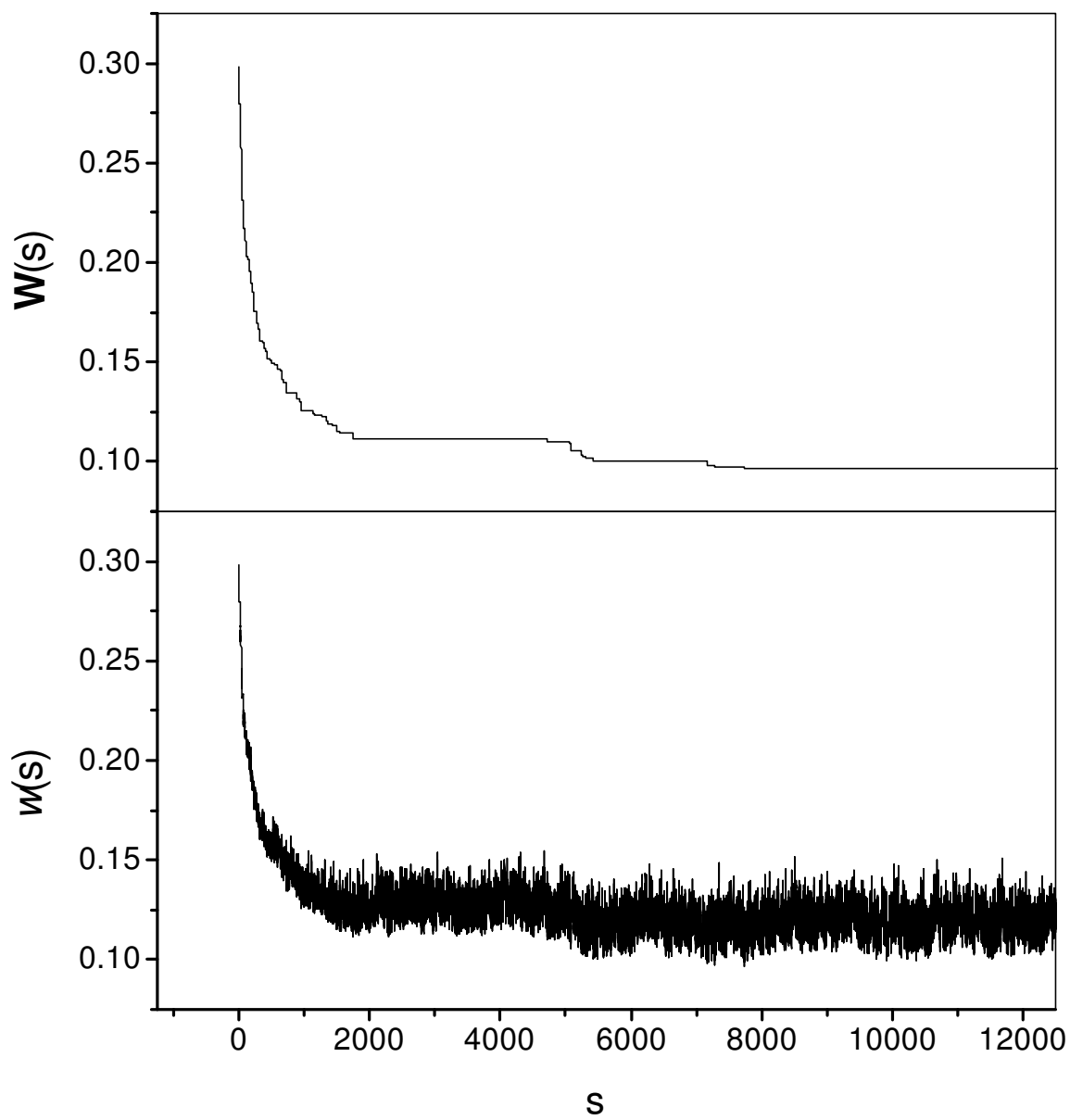


Fig. 1

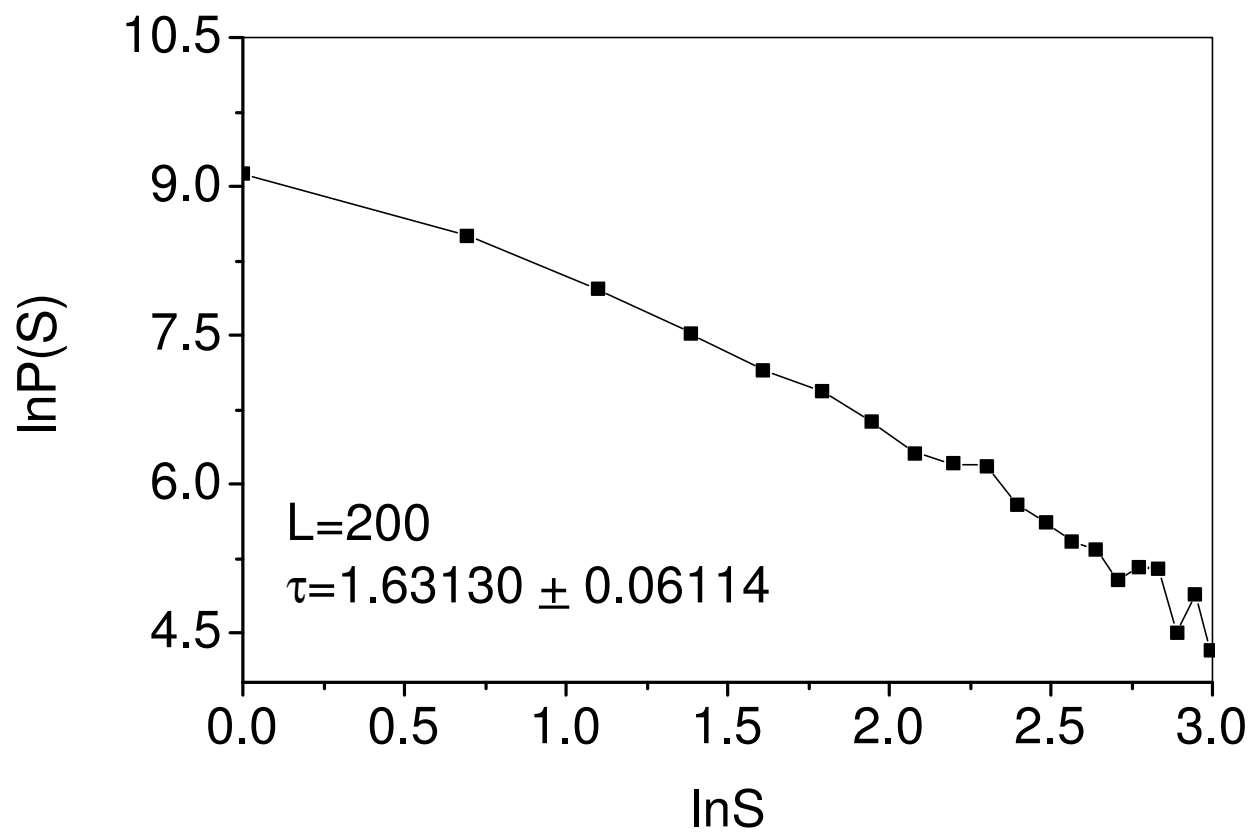


Fig. 2

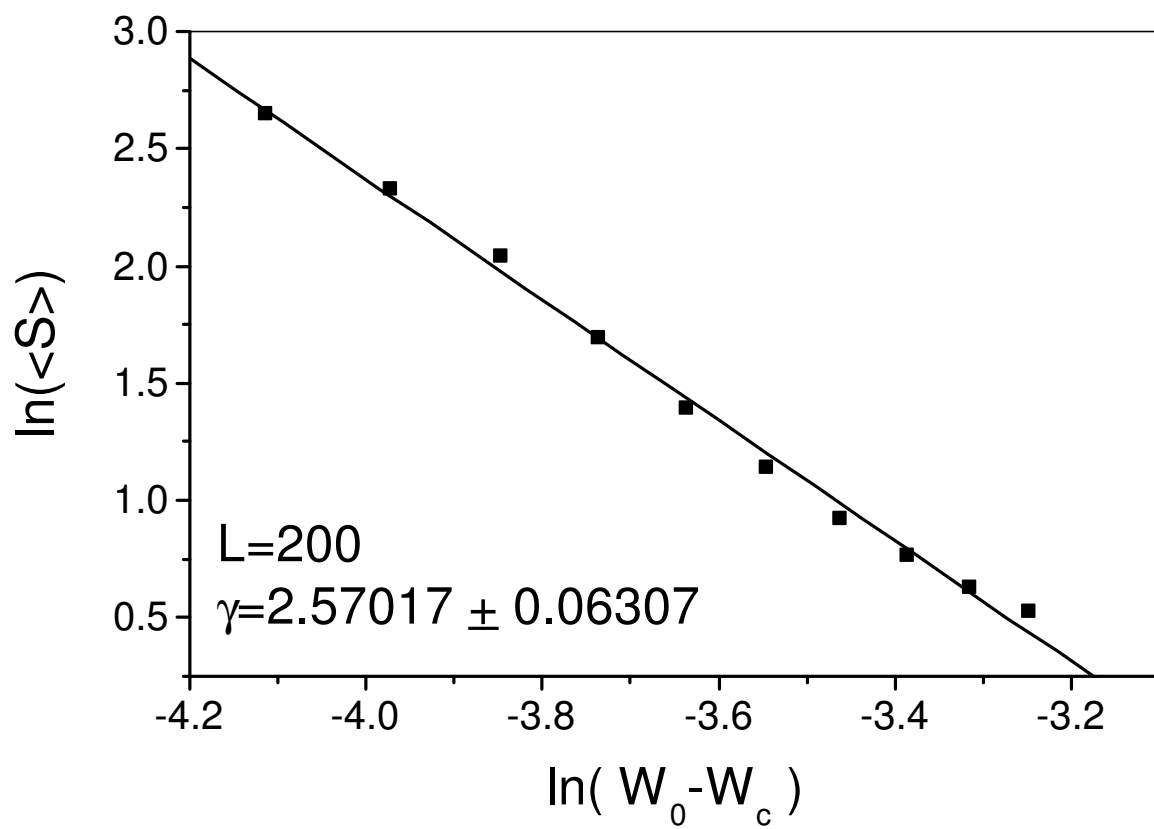


Fig.3