

Do Chaotic Trajectories Care About Self-Similarity?

M. Weiss^{1,2}, L. Hufnagel¹, and R. Ketzmerick¹

¹ Max-Planck-Institut für Strömungsforschung and Institut für Nichtlineare Dynamik der Universität Göttingen, Bunsenstr. 10, 37073 Göttingen, Germany

² EMBL, Meyerhofstr. 1, 69117 Heidelberg, Germany

The trapping of chaotic trajectories in the vicinity of islands of regular motion in Hamiltonian systems is investigated numerically. We focus on two apparently ideal situations of exactly self-similar phase space structures: (i) the vicinity of a critical golden torus and (ii) an island-around-island structure. In contrast to recent claims, we find for both cases that the trapping is not dominated by the self-similar structures. In particular, we show that the statistics of Poincaré recurrences $P(t)$ does not follow the proposed universal power law $P(t) \sim t^{-3}$.

Generic Hamiltonian systems are neither integrable nor chaotic [1], but rather exhibit a mixed phase space, where regular and chaotic regions coexist. Each island of regular motion is surrounded by infinitely many chains of smaller islands. As the same holds for any of these smaller islands a very complex hierarchical phase-space structure is found for generic Hamiltonian systems [2]. The dynamics in a chaotic region of such a mixed system has fundamentally different properties than in idealized fully chaotic systems. This is manifested most prominently in the distribution of trapping times of chaotic trajectories in the vicinity of regular islands, where the probability to be trapped longer than a time t decays algebraically [3]

$$P(t) \sim t^{-\gamma}. \quad (1)$$

It directly implies the same decay for the distribution of Poincaré recurrence times and is a universal property of Hamiltonian systems. The power-law decay has dramatic consequences for transport properties [4] and also leaves its fingerprints in quantum mechanics [5]. The exponent γ , as determined from finite time numerical experiments, seems to be non-universal, varies with system and parameter, and typically ranges between 1 and 2.5 [3–5]. It is therefore a fundamental question of Hamiltonian chaos, whether there is a universal exponent γ for *asymptotically* large times.

Recently, it was argued by Chirikov and Shepelyansky that this universal exponent is $\gamma = 3$ due to the universal presence of critical tori in phase space [6]. Their arguments are based on a numerical investigation of the kicked rotor at kicking strength $K = K_c = 0.97163540631$. At this parameter value the golden torus is critical, i.e., it can be destroyed by an arbitrarily small perturbation. The self-similar vicinity of the critical golden torus [see Fig. 1(a)] has been studied using renormalization methods [7] and the asymptotic value $\gamma = 3$ for the power-law decay of $P(t)$ was predicted long time ago [8,9]. The fact that it has never been observed led to the speculation that the universal decay should appear for larger times [10]. In Ref. [6] a numerical approach

allowed to estimate the onset of this asymptotic decay and indirect evidence for $\gamma = 3$ was given.

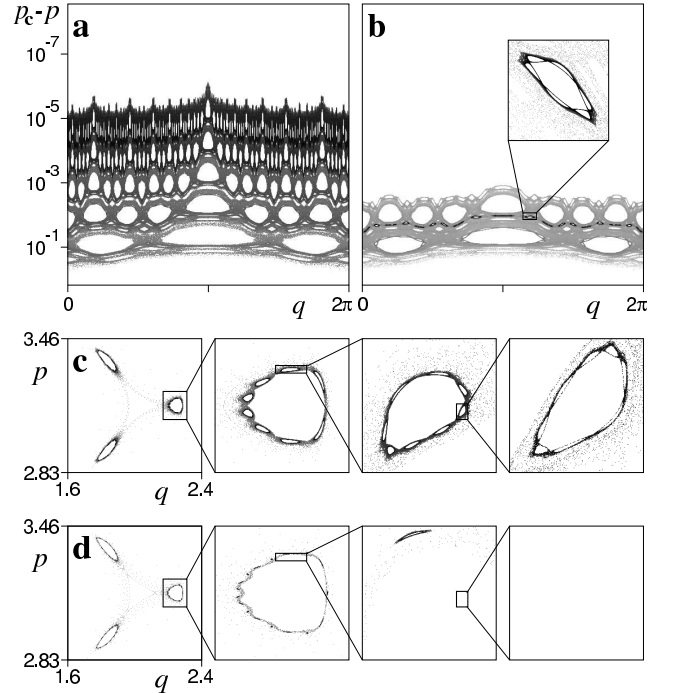


FIG. 1. Phase-space density of individual trajectories of length $\approx 5 \cdot 10^7$ for the symmetrized standard map. (a,b) $K = K_c$: By stretching the phase space in p direction according to the distance $p_c(q) - p$ to the critical golden torus $p_c(q)$ the self-similar phase-space structure in its vicinity is visualized. The density is determined on a 500×500 grid. (c,d) $K = K^*$: Successive magnifications of the island-around-island sequence $3 - 8 - 8 - 8 \dots$. The density is determined on a 250×250 grid. In (a) and (c) the trajectory follows the self-similar phase-space structure, while (b) and (d) show representatives of the counter examples. Grey shadings are on a logarithmic scale.

In addition to the sticking of trajectories in the vicinity of critical tori, the trapping of trajectories in island-around-island structures has been studied [11,12]. Zaslavsky et al. [12] showed that for the kicked rotor at

$K = K^* = 6.908745$ the phase space possesses an island-around-island structure of sequence $3 - 8 - 8 - 8 \dots$ [see Fig. 1(c)]. They used this self-similarity to derive the trapping exponent $\gamma = 2.25$ by renormalization arguments, which was recently supported by the numerics [13].

In fact, these renormalization approaches for single self-similar phase-space structures can be considered as special cases of the more general binary tree model by Meiss and Ott [14]. In this model a chaotic trajectory can at any stage of the tree either go to a boundary circle (level scaling) or to the island-around-island structure (class scaling). The universal coexistence of the two routes of renormalization at any stage led to the exponent $\gamma = 1.96$ [14]. In contrast, the recent findings [6,12] claim that just *one* of the scalings is relevant for the trapping mechanism: While in Ref. [6] it is argued that universally (and in particular for $K = K_c$) the level scaling should dominate, in Ref. [12] it is claimed that for $K = K^*$ the class scaling describes the trapping mechanism.

In order to clarify these contradictions, we numerically investigate $P(t)$ for very large times for the kicked rotor at K_c and K^* . We find obvious deviations from the predictions of the renormalization theories that only consider a single self-similar phase-space structure. In addition, we analyze where chaotic trajectories are trapped in phase space. For large times the majority of trajectories is *not trapped* in those phase-space regions, that are described by the simple renormalization theories. In particular for $K = K_c$, the critical golden torus does not dominate the trapping mechanism for large times and thus even in this ideal situation the proposed universal exponent $\gamma = 3$ is not found. Our data are in qualitative agreement with the tree model of Meiss and Ott.

We use the standard map (kicked rotor) defined by

$$q_{n+1} = q_n + p_n \bmod 2\pi \quad p_{n+1} = p_n + K \sin q_{n+1}, \quad (2)$$

which has a 2π -periodic phase space in p direction. We concentrate on two special parameters: (i) $K = K_c$, where the golden torus is critical [7], and (ii) $K = K^*$, where two accelerator modes are embedded in a mainly chaotic phase space and show an island-around-island structure of sequence $3 - 8 - 8 - 8 \dots$ [12]. In order to obtain $P(t)$, in case (i) we start several long trajectories initially located near the unstable fixed point $(q, p) = (0, 0)$. We measure the times τ for which an orbit stays close to the critical torus by monitoring successive crossings of the line $p = 0$, as was also done in Ref. [6]. In case (ii) we start trajectories at random positions in the chaotic part of phase space. We iterate them up to the time τ until which they are trapped to one of the two accelerator modes, i.e., the time they continuously jump one unit cell per iteration in the same direction [15]. From the set of trapping times τ one determines the fraction $P(t)$ of orbits with $\tau \geq t$. The total computer time corresponds

to (i) $15 \cdot 10^{12}$ and (ii) $4 \cdot 10^{12}$ iterations of the standard map.

We first turn to case (i) with $K = K_c$. In Fig. 2 we compare our numerical findings for $P(t)$ with the prediction $P(t > 10^7) = 2.5 \cdot 10^{12} t^{-3}$ extracted from Ref. [6]. This power law is not compatible with our data, even though we are in the time regime, where it should be observable according to Ref. [6]. For $10^5 \leq t \leq 10^9$ we rather see an exponent $\gamma \approx 1.9$. For case (ii) with $K = K^*$, we find a power-law decay of $P(t)$ with $\gamma = 1.85$ (Fig. 3) for various starting conditions [15] contradicting the renormalization prediction $\gamma = 2.25$ [12].

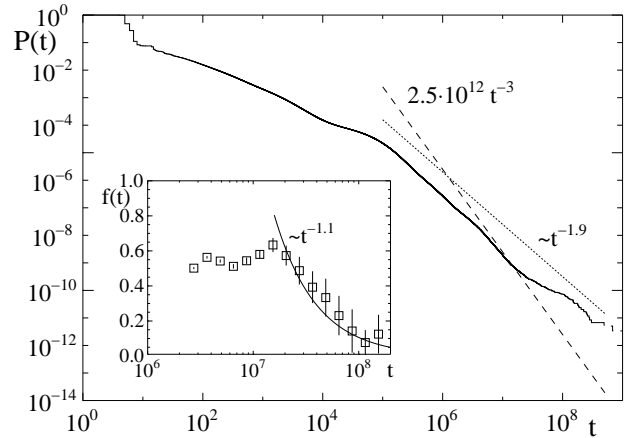


FIG. 2. Poincaré recurrences $P(t)$ (solid) for the standard map with $K = K_c$, deviating from the prediction of Ref. [6] (dashed). The inset shows the decaying fraction $f(t)$ of trajectories following the route of renormalization towards the critical torus.

Our numerical results raise the question why the renormalization theories predict the wrong exponent. This is particularly surprising since for the specific parameters K_c and K^* exact self-similarity in phase space is present. For K_c the route towards the critical golden torus is determined by the principal resonances given by the approximants of the golden mean $\sigma = (\sqrt{5} - 1)/2$ and the scaling has been analyzed in detail [7]. The dynamics along this route was described by a Markov chain leading to $\gamma = 3.05$ [8] and alternatively via the scaling of the local diffusion rate leading to $\gamma = 3$ [9]. Also in case (ii) with $K = K^*$ a scaling relation holds for the island-around-island structure with scaling parameters leading to $\gamma = 2.25$ [12]. All these approaches rely on the assumption that a single self-similar structure in phase space dominates the long-time trapping of chaotic trajectories. We will now check this assumption.

To this end we calculate the density in phase space for a trajectory, that is trapped for a long time. For case (i) we show two examples in Fig. 1(a,b). Figure 1(a) shows a trajectory that follows the principal resonances approaching the critical golden torus. In contrast, the

trajectory in Fig. 1(b) does not follow this path, but is trapped around a non-principal resonance. In order to quantify this observation we introduce the fraction $f(t)$ of trajectories with trapping time t that follow the route of renormalization. Numerically, we determine $f(t)$ by considering trajectories with trapping times in an interval around t . We classify these trajectories, as was done in Fig. 1, according to their phase-space densities. For $t > 2 \cdot 10^7$ this fraction decreases to zero (Fig. 2, inset). This clearly demonstrates that for large times the majority of trajectories is *not trapped* in the self-similar phase-space regions approaching the critical golden torus. The assumption of the renormalization theories leading to $\gamma \approx 3$ is violated and thus they are not applicable for predicting $P(t)$. From the ratio of the predicted $P(t) \sim t^{-3}$ for the trajectories trapped in the self-similar phase-space structure and the observed $P(t) \sim t^{-1.9}$ we expect their fraction to decay as $f(t) \sim t^{-1.1}$ for large times. This is confirmed by our numerical data in the inset of Fig. 2. We find that the majority of trajectories is trapped around non-principal resonances, which is in agreement with the binary tree model [14]. This is in strong contrast to the conclusions of Ref. [6] that are based on the computation of exit times from the vicinity of unstable fixed points of principal resonances. As for the investigation of local diffusion rates [16] also the analysis of the mean exit time yields information only about trajectories trapped in these regions. One cannot conclude, however, that these trajectories dominate the global trapping mechanism.

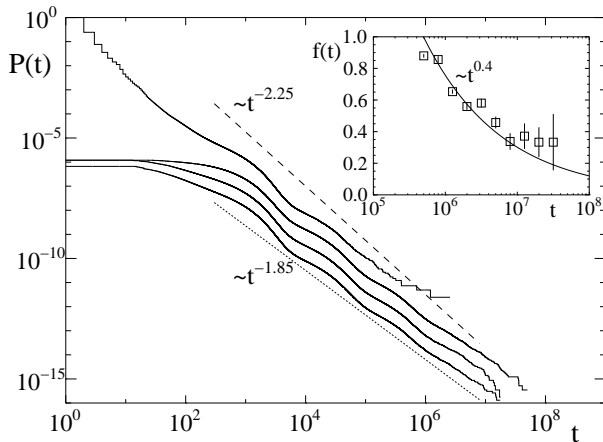


FIG. 3. $P(t)$ for $K = K^*$ for various initial conditions [15] (vertically shifted for better comparison). All four curves (solid) show the same power-law behavior including the fluctuations and deviate from the prediction $\gamma = 2.25$ from Ref. [12] (dashed). The inset shows the decay of the fraction $f(t)$ of orbits following the self-similar island-around-island structure.

We carry out the same analysis for case (ii), $K = K^*$. Figure 1(c) shows a trajectory that follows the island-

around-island structure, while in Fig. 1(d) a trajectory is displayed, which is trapped around other islands. The fraction $f(t)$ of trajectories following the route of renormalization decays to zero for large times (Fig. 3, inset). This decay is well described by the estimate $f(t) \sim t^{-2.25}/t^{-1.85} \sim t^{-0.4}$, i.e., the ratio of the predicted $P(t) \sim t^{-2.25}$ and the observed $P(t) \sim t^{-1.85}$. This shows that the renormalization theory for the island-around-island structure is not capable of explaining $P(t)$.

In conclusion, our analysis shows that even in the presence of an exactly self-similar phase-space structure it is not sufficient to describe the trapping mechanism of chaotic trajectories by only this structure, as was recently claimed in the literature. We find that additional island structures may dominate the trapping mechanism for large times and thus affect the power-law decay of $P(t)$. Our analysis supports qualitatively the tree model by Meiss and Ott, which allows for the coexistence of two routes of renormalization at any stage. Quantitatively, we find slightly smaller exponents. It remains an open question if there exists a universal asymptotic exponent for the trapping of chaotic trajectories in Hamiltonian systems.

We thank R. Fleischmann for helpful discussions. M.W. acknowledges financial support by an EMBO fellowship.

-
- [1] L. Markus and K. R. Meyer, *Generic Hamiltonian Dynamical Systems are neither Integrable nor Ergodic*, Memoirs of the American Mathematical Society, No. 114 (American Mathematical Society, Providence, RI, 1974).
 - [2] A. J. Lichtenberg and M. A. Leiberman, *Regular and Chaotic Dynamics*, Appl. Math. Sciences 38, 2nd ed., (Springer-Verlag, New York, 1992); J. D. Meiss, Rev. Mod. Phys. **64**, 795 (1992)
 - [3] B. V. Chirikov and D. L. Shepelyansky, in *Proceedings of the IXth Intern. Conf. on Nonlinear Oscillations, Kiev, 1981* [Naukova Dumka **2**, 420 (1984)] (English Translation: Princeton University Report No. PPPL-TRANS-133, 1983); C. F. F. Karney, Physica **8** D, 360 (1983); B. V. Chirikov and D. L. Shepelyansky, Physica **13** D, 395 (1984); P. Grassberger and H. Kantz, Phys. Lett. **113** A, 167 (1985); Y. C. Lai, M. Ding, C. Grebogi, and R. Blümel, Phys. Rev. A **46**, 4661 (1992).
 - [4] T. Geisel, A. Zacherl, and G. Radons, Phys. Rev. Lett. **59**, 2503 (1987); R. Fleischmann, T. Geisel, and R. Ketzmerick, Phys. Rev. Lett. **68**, 1367 (1992); G. M. Zaslavsky, *Lévy Flights and Related Phenomena in Physics*, (Springer, Berlin, Verlag, 1995).
 - [5] Y. C. Lai, R. Blümel, E. Ott, and C. Grebogi, Phys. Rev. Lett. **68**, 3491 (1992); R. Ketzmerick, Phys. Rev. B **54**, 10841 (1996); A. S. Sachrajda, R. Ketzmerick, C. Gould, Y. Feng, P. J. Kelly, A. Delage,

- and Z. Wasilewski, Phys. Rev. Lett. **80**, 1948 (1998); G. Casati, I. Guarneri, and G. Maspero, Phys. Rev. Lett. **84**, 63 (2000); R. Ketzmerick, L. Hufnagel, F. Steinbach, and M. Weiss, Phys. Rev. Lett. **85**, 1214 (2000); B. Huckestein, R. Ketzmerick, and C. Lewenkopf, Phys. Rev. Lett. **84**, 5504 (2000); L. Hufnagel, R. Ketzmerick, and M. Weiss, Europhys. Lett., in press, 2001.
- [6] B. V. Chirikov and D. L. Shepelyansky, Phys. Rev. Lett. **82**, 528 (1999).
- [7] R. S. MacKay, Physica D **7**, 283 (1983).
- [8] J. D. Hanson, J. R. Cary, and J. D. Meiss, J. Stat. Phys. **39**, 327 (1985).
- [9] B. V. Chirikov, Lect. Notes Phys. **179**, 29 (1983); B. V. Chirikov, in *Proceedings of the International Conference on Plasma Physics, Lausanne, Switzerland, 1984* (Commission of the European Communities, Brussels, Belgium, 1984), Vol. 2, p. 761; B. V. Chirikov and D. L. Shepelyansky, in *Renormalization Group*, edited by D. V. Shirkov, D. I. Kazakov, and A. A. Vladimirov (World Scientific, Singapore, 1988), p. 221.
- [10] N. W. Murray, Physica D **52**, 220 (1991).
- [11] J. D. Meiss, Phys. Rev. A **34**, 2375 (1986).
- [12] G. M. Zaslavsky, M. Edelman, and B. A. Niyazov, Chaos **7**, 159 (1997).
- [13] G. M. Zaslavsky and M. Edelman, Chaos **10**, 135 (2000).
- [14] J. D. Meiss and E. Ott, Phys. Rev. Lett. **55**, 2741 (1985); J. D. Meiss and E. Ott, Physica D **20**, 387 (1986).
- [15] We have started trajectories randomly placed on a line $p = \text{const}$ away from the accelerator modes (upper curve in Fig. 3). In order to increase statistics for large times, we have started randomly placed trajectories in 3 different small boxes close to the accelerator mode in positive direction.
- [16] S. Ruffo and D. L. Shepelyansky, Phys. Rev. Lett. **76**, 3300 (1996).