

Classical 1D maps, quantum graphs and ensembles of unitary matrices

Prot Pakoński¹ and Karol Życzkowski²

¹Uniwersytet Jagielloński, Instytut Fizyki im. M. Smoluchowskiego,
ul. Reymonta 4, 30-059 Kraków, Poland
e-mail: *pakonski@if.uj.edu.pl*

²Centrum Fizyki Teoretycznej PAN,
Al. Lotników 32/44, 02-668 Warszawa, Poland
e-mail: *karol@cft.edu.pl*

We study a certain class of classical one dimensional piecewise linear maps. For these systems we introduce an infinite family of Markov partitions into equal cells. The symbolic dynamics generated by these systems is described by bistochastic (doubly stochastic) matrices. We analyze the structure of graphs generated from the corresponding symbolic dynamics. We demonstrate that the spectra of quantized graphs corresponding to the regular classical systems have locally Poissonian statistics, while quantized graphs derived from classically chaotic systems display statistical properties characteristic of Circular Unitary Ensemble, even though the corresponding unitary matrices are sparse.

I. INTRODUCTION

Although graphs served as models of physical systems for a long time, the interest in properties of spectra of the corresponding quantum systems has rather short history. Quantum graphs were introduced as a “toy” model for studies of quantum chaos by Kottos and Smilansky [1,2]. They observed that spectral statistics of fully connected graphs is well reproduced by random matrix theory (RMT) and may be explained using the exact trace formula. Schanz and Smilansky [3] proved that the correlation function of simple graphs coincides with CUE expression for 2×2 matrices. The trace formula served to calculate the spectral correlation function and to explain the deviations from the RMT predictions for star graphs [4]. Tanner introduced directed graphs and the corresponding unitary transfer matrices [5] and demonstrated fast convergence of their spectral properties to RMT statistics with increasing matrix size. A model for study of the Anderson localization by means of quantum graphs was introduced by Schanz and Smilansky [6], while other properties of quantum graphs were recently analyzed in [7,8].

We are interested in a certain class of one dimensional (1D) piecewise linear maps with infinite family of Markov partition into equal cells. For these systems we define a family of the corresponding graphs by means of bistochastic (doubly stochastic) transfer matrices B . If the transfer matrices are unistochastic (i.e. there exist a unitary matrix U such that $B_{ij} = |U_{ij}|^2$) the graphs may be quantized. We may thus establish a family of the unitary transfer matrices by varying the lengths of bonds of graphs and investigate their spectra. We demonstrate a link between the character of dynamics of the classical system and the spectral properties of the corresponding ensemble of unitary matrices. For a class of regular 1D systems we show that the statistics of the spectrum is locally Poissonian. If the classical system has an arbitrary small, positive KS-entropy, the spectral statistics of the corresponding ensemble of unitary matrices displays fluctuations characteristic to Circular Unitary Ensemble (CUE) [9,10]. These matrices are sparse (only few nonzero elements in each row and column) and by construction differ from typical random matrices generated according to the Haar measure on $U(N)$.

The paper is organized as follows. In section II we introduce the class of 1D maps of our interest. Section III contains an analysis of the structure and spectral properties of quantized graphs corresponding to regular systems. In section IV we study graphs corresponding to Bernoulli shift and to some systems with arbitrary small, but positive metric entropy. Section V is devoted to study of generic chaotic systems, for which we find CUE like spectral properties of the corresponding ensembles of unitary matrices. The concluding remarks are presented in section VI, while appendix A contains the condition necessary for a bistochastic matrix to be unistochastic and the calculation of free parameters for averaging over different graphs with the same topology.

II. ONE DIMENSIONAL DYNAMICAL SYSTEMS

Consider a discrete one dimensional mapping acting on an interval $I \in \mathbb{R}$

$$x_{n+1} = f(x_n), \quad (1)$$

where $f : I \rightarrow I$ is piecewise linear. Assume that f fulfills the conditions:

- (i) there exists a Markov partition of the interval I on M equal cells $E_i, i = 1 \dots M$ and f is linear on each cell E_i ,
- (ii) for any $y \in I$

$$\sum_{x \in f^{-1}(\{y\})} \frac{1}{f'(x)} = 1. \quad (2)$$

The condition (i) means that the graph of the function f (later called *diagram* of f to avoid the confusion with graphs corresponding to the map f) is composed of straight lines (neither horizontal nor vertical) with endpoints onto $M \times M$ grid on the square $I \times I$. Two examples of functions fulfilling this condition are plotted in figure 1. If we rescale I to $[0, 1]$ and write $f(x) = c_j x + b_j$ for $x \in I_j$ where $\bigcup_j I_j = I$, then all c_j have to be nonzero integers and also, the numbers b_j and $|I_j|/|I|$ must be rational (multiplication by a sufficiently large M makes all these numbers integer). Any subpartition of the interval I into $N = Mk$ equal cells ($k \in \mathbb{N}$) is also a Markov partition, so we have an infinite family of Markov partitions for our models. The Frobenius-Perron operator, which describes the time evolution of densities (measures) under the action of the system f , may be described by a matrix B of finite size, if the initial density is constant on each E_j . The probability of going from the cell E_i to E_j is equal to B_{ij} . All probabilities of going out of a given cell E_i sum to unity, so B is stochastic ($\sum_{j=1}^N B_{ij} = 1$). The probability of coming to the cell E_j from E_i is equal to mean $1/|f'(x)|$ over $x \in E_i$ and $f(x) \in E_j$. Due to condition (ii) the probabilities of transitions to any fixed cell E_j also sum to one ($\sum_{i=1}^N B_{ij} = 1$), so the transition matrix B is bistochastic. It is well known that all eigenvalues of a bistochastic matrix are located in the unit circle, and the leading eigenvalue is equal to one [11].

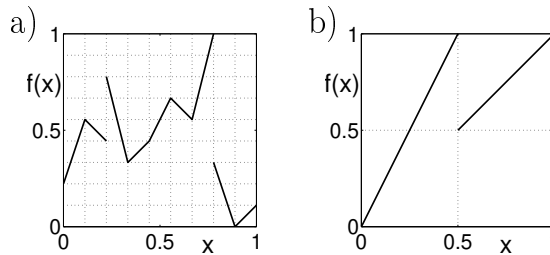


FIG. 1. An example of piecewise linear functions defining classical maps with Markov partition consisting of (a) $M = 9$ and (b) $M = 2$ equal cells. Observe that the 1D system shown in panel (b) is regular even though the average slope exceeds unity.

We may compute the KS-entropy of Markov chain generated by transition matrix B [12]

$$H_{KS}(B) = - \sum_{i=1}^N \tilde{p}_i \sum_{j=1}^N B_{ij} \log B_{ij}, \quad (3)$$

where \tilde{p} is the normalized left eigenvector of B corresponding to the leading eigenvalue, $\tilde{p}B = \tilde{p}$, $\sum_{i=1}^N \tilde{p}_i = 1$. In the condition (i) we require that f is linear (not only piecewise linear) on each cell E_j . Then the Markov partition on M equal cells is a generating partition of the system, so Eq. 3 gives the dynamical entropy of the system. The transition matrix is bistochastic in our case, so all components of \tilde{p} are nonzero ($\tilde{p}_i = 1/N$) and $H_{KS} = 0$ if and only if all $B_{ij} \in \{0, 1\}$. It is easy to see that if $\forall x \in I : |f'(x)| = 1$ the system is regular. We have showed that this is also a necessary condition, provided the conditions (i) and (ii) are fulfilled, since only the systems with $|f'| = 1$ have all $B_{ij} \in \{0, 1\}$. Note that in general there exist regular systems with slopes larger than one, but they do not satisfy the condition (ii). An example of such a system is plotted in Fig. 1b.

III. REGULAR SYSTEMS

Partition of the interval I determines the transition matrix B_{ij} describing the symbolic dynamics of the 1D map $f(x)$. We introduce a directed graph with vertices corresponding to each cell E_i of the partition and bonds corresponding to all nonzero elements of the transition matrix B_{ij} . Changing the number N of the cells in the partition we change the dimension of the matrix $B^{(N)}$, so we may obtain a family of graphs corresponding to any 1D map fulfilling the condition (i).

If we consider the regular systems with $|f'| = 1$ the only nonzero elements of matrices B_{ij} are equal to 1. The matrices of this type contain only one nonzero element equal to 1 in each row and column and act on a vector with N elements as permutations. The corresponding graph has only one incoming and one outgoing bond at each vertex, so its valency is equal to one. It is composed from the closed loops. We say that there is an inversion at vertex j of the graph if $f' = -1$ on the corresponding cell E_j of the partition. Dividing the interval I into M equal cells we find that the longest loop of the graph has at most M vertices. If we consider a subpartition of I into $N = Mk$ cells, each vertex of the graph will be replaced by k vertices of a new graph. The loops with an even number of inversions will form k new disconnected loops of the same period. The loops with an odd number of inversions will create $[k/2]$ disconnected loops with period doubled ($[.]$ denotes the integer part of a number) and also, if k is odd, one loop of the initial period. Fig. 2 shows an example of a regular system, for which the minimal Markov partition contains $M = 3$ cells: E_1, E_2, E_3 . Due to $f' = -1$ in E_1 there exists one inversion in the 3-vertices graph corresponding to this system. For larger N the graph is composed of $[k/2]$ loops with 6-vertices and one 3-vertices loop for an odd k . The classical map has one periodic orbit with period 3 and a continuous infinite family of orbits with period 6. Note similarity in the spectrum of periods of periodic orbits of the map and the graph for large odd k .

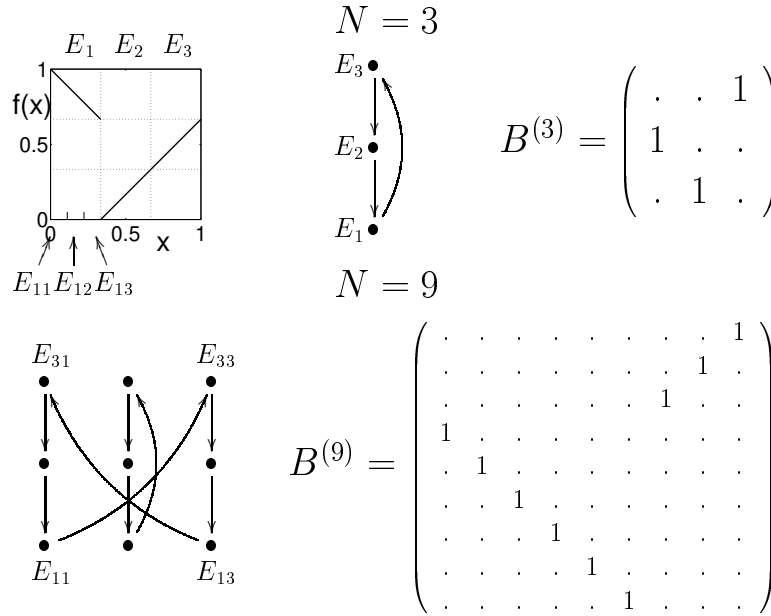


FIG. 2. An example of a regular 1D system defined by function f plotted in left top diagram, the corresponding graphs and the transition matrices representing Frobenius-Perron operators for Markov partitions into $N = 3$ cells and $N = 9$ cells. The dots represent zero elements of matrices. Note a link between the position of the nonzero elements of the matrices $B^{(N)}$ and the shape of the diagram of f (rotated clockwise by $\pi/2$).

The quantization of a directed graph may be related to problem of finding a unitary matrix U , such as $|U_{ij}|^2 = B_{ij}$ for all indices i, j [5]. The matrix U may be seen as a Floquet operator governing the discrete time evolution, while U^n represents the evolution operator at discrete time $t = n$. Analyzing quantum maps, corresponding to time dependent periodical systems, one studies the statistical properties of phases of the unimodular eigenvalues of the unitary matrix U [13]. The elements of U may be expressed by $U_{ij} = r_{ij}e^{iL_{ij}}$, where the modulus are fixed by the transition matrix $r_{ij} = \sqrt{B_{ij}}$, and the phases L_{ij} , corresponding to lengths of the bonds of the graph, are not specified by the corresponding 1D map. We only impose that they fulfill the condition of unitarity $U^\dagger U = \mathbf{1}$. Varying the phases L_{ij} we obtain a family of graphs – an ensemble of unitary matrices. This corresponds to varying the lengths of all bonds of the graph with its topology preserved. We are interested in spectral properties of the ensemble of unitary matrices defined in this way. If B is a permutation matrix, there is only one nonzero element in each row and each column of U , so all phases L_{ij} appearing in matrix U are uncorrelated.

The $N \times N$ unitary matrix U corresponding to a regular 1D system is composed of M square diagonal or antidiagonal blocks of size k . For the system presented in Fig. 2 the matrix U has the form

$$U = \begin{pmatrix} 0 & 0 & V_1 \\ V_2 & 0 & 0 \\ 0 & V_3 & 0 \end{pmatrix}, \quad (4)$$

where $M = 3$, $(V_1)_{ml} = \delta_{m,k+1-l} e^{iL_m}$ is an antidiagonal $k \times k$ matrix, $(V_2)_{ml} = \delta_{ml} e^{iL_{m+k}}$ and $(V_3)_{ml} = \delta_{ml} e^{iL_{m+2k}}$ are diagonal matrices. There are N free phases L_m (the column index is superfluous here so we omit it). The eigenvalues of block matrix U may be expressed by means of the spectra of its blocks V_i [14]

$$\text{eig}(U) = {}^M\sqrt{\text{eig}(V)} = {}^M\sqrt{\text{eig}\left(\prod_{i=1}^M V_i\right)}, \quad (5)$$

where the M -th root is a M valued function. Unitary matrix $V = \prod_{i=1}^M V_i$ of size k is diagonal or antidiagonal, depending on parity of the number of inversions in the corresponding loop in the basic M -vertex graph. The nonzero elements of V are equal to $e^{i\mathcal{L}_j}$, where \mathcal{L}_j , $j = 1 \dots k$ are sums of different phases L_m , so \mathcal{L}_j are uncorrelated. If V is diagonal the spectrum of U consists of $\{e^{i(\mathcal{L}_j+2\pi m)/M}\}_{m=1\dots k}^{j=1\dots k}$. The eigenphases of U belonging to the same interval of the length $2\pi/M$ stem from different series \mathcal{L}_j , so they are uncorrelated and the spectrum has locally Poissonian statistics. If V is antidiagonal, its spectrum contains $2\sqrt{e^{i(\mathcal{L}_j+\mathcal{L}_{k+1-j})}}$ and the spectrum of U is composed of roots of unimodular complex numbers of order $2M$. The character of the spectrum remains Poissonian on the intervals of the lengths π/M .

The above argument may be generalized for the situation, in which the permutation matrix B is reducible, composed of several permutations with different periods $M_1 \dots M_p$. In this case the eigenphases of U are uncorrelated in intervals of length $\pi/\max M_i$. Fig. 3 shows the commonly used spectral statistics [10,13] calculated for the system shown in Fig. 2. Note that the spectral rigidity $\Delta_3(L)$, which measures correlations in the spectrum at the length scale L , saturates at $L \approx 25 = N/6$ (there are $N = 150$ eigenphases rescaled to the mean density constant and equal to 1). The divisor 6 is equal twice the number of cells in minimal Markov partition, since an inversion in one of the cells occurs (for $x \in E_1$ $f'(x) = -1$).

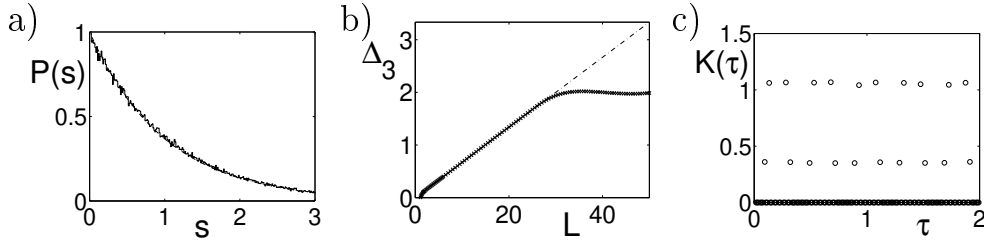


FIG. 3. Spectral statistics for regular systems: (a) level spacing distribution $P(s)$, (b) spectral rigidity $\Delta_3(L)$ and (c) spectral form factor $K(\tau)$. The average is taken over an ensemble of 10^5 matrices of the size 150 with phases (bond lengths) chosen randomly. The statistics reveal deviations from the predictions of the Poissonian ensemble (dot dashed line) due to correlations on larger length scales.

IV. SIMPLE CHAOTIC SYSTEMS

Bernoulli shift, $f(x) = 2x \bmod 1$, is one of the simplest 1D maps displaying chaotic dynamics. This system fulfills the conditions (i) and (ii). The graphs corresponding to this system were analyzed by Tanner [5]. The system, graphs and matrices are plotted in Fig. 4. Existence of a certain interval for which $|f'(x)| > 0$ causes the mean valency of the graphs to become larger than 1. Some vertices of the graphs have more than one outgoing bond, and this fact is related with a positive topological entropy of the corresponding classical map. The number of such vertices grows proportionally with N and their presence is reflected in statistical properties of spectra of the corresponding unitary matrices. For the binary graphs all vertices have two outgoing bonds and as shown by Tanner [5] the spectral statistics converges fast to the predictions of CUE. The traces of the unitary evolution operator U^n may be expressed by a sum over periodic orbits of the corresponding classical graph, analogous to the semiclassical Gutzwiller trace formula [16]. For quantum graphs the formula

$$\text{Tr } U^n = \sum_{\nu \in \mathcal{PO}(n)} A_\nu e^{iL_\nu}, \quad (6)$$

is an identity, where $\mathcal{PO}(n)$ is the set of periodic orbits of period n , the amplitude $A_\nu = \prod_{(ij) \in \nu} B_{ij}$ and the length L_ν is the sum of lengths of bonds belonging to periodic orbit ν .

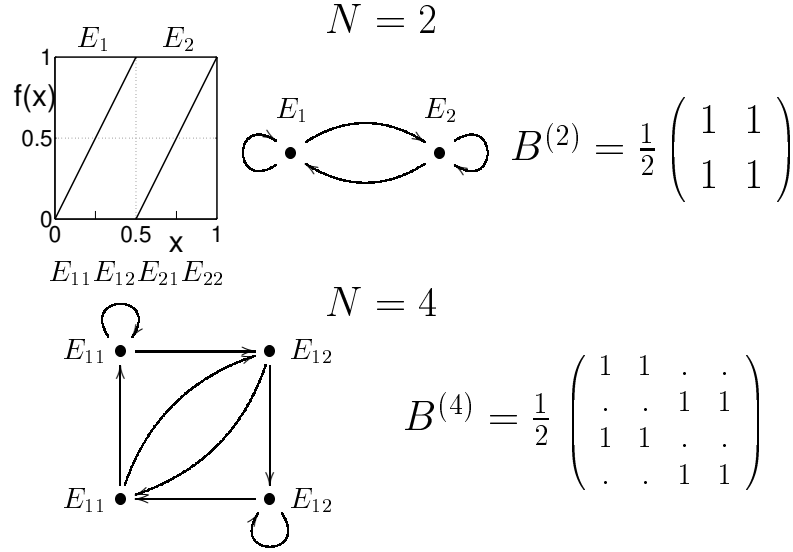


FIG. 4. Bernoulli shift, the corresponding binary graphs and the matrices representing Frobenius-Perron operators for Markov partitions into $N = 2$ and $N = 4$ cells. Dots represent matrix elements equal to zero. For larger N the structure of $B^{(N)}$ reflects the shape of $f(x)$.

We will show that every periodic orbit of the graph corresponds one to one to a periodic orbit of the dynamical system. Assume that $\nu = j_1 j_2 \dots j_n$ is a periodic orbit of period n of the graph, where j_i denote the vertices belonging to ν and $|f'| > 1$ on at least one of the cells E_{j_c} . Let the functions

$$F_{j_i} : E_{j_{i+1}} \ni x \rightarrow f^{-1}(x) \in E_{j_i} \quad (7)$$

be the local inverse of f , where we identify j_0 and j_n . The function F_{j_c} is a contracting mapping since $|F'_{j_c}| \leq \frac{1}{2}$. We define

$$F = F_{j_1} \circ F_{j_2} \circ \dots \circ F_{j_n} \quad (8)$$

which is a contraction of the cell E_{j_1} onto itself, because $|F'_{j_i}| \leq 1$ for $i \neq c$. The function F corresponds to moving along the orbit backwards. Due to Banach theorem there exists exactly one fixed point of F in E_{j_1} , namely $x_\nu = F(x_\nu)$. Hence there is a periodic orbit of period n in the dynamical system corresponding to the orbit ν on the graph. The inverse is also true, so there is one to one correspondence between the orbits of the 1D chaotic system and the corresponding graphs.

The sum (6) goes over periodic orbits of the classical chaotic map. The amplitudes A_ν , built from probabilities B_{ij} , are equal to $\prod_{i=0}^{n-1} 1/|f'(f^i(x_\nu))|$, so they are equal to the inverse of the instabilities of the orbits of the system. Only the lengths L_ν are not determined yet, so we can average over the lengths of the bonds imposing the constraints due to unitarity of quantum propagator U . With growing dimension N the spectral statistics of quantized binary graphs tends rapidly to the CUE statistics. Tanner observed it analyzing spectral form factors for graphs with rationally independent bond lengths. Fig. 5 shows the spectral statistics averaged over an ensemble of 10^5 matrices of $N = 100$, corresponding to graphs with randomly chosen bond lengths (see appendix A).

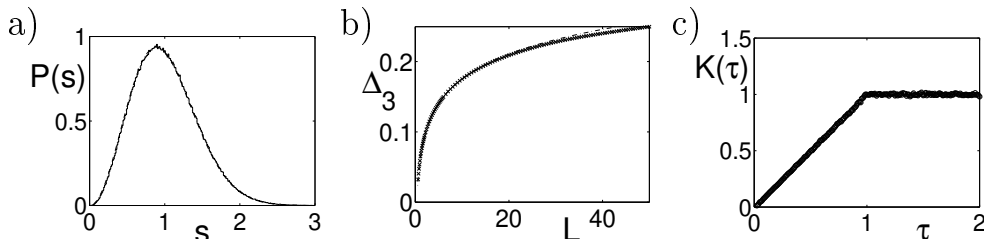


FIG. 5. Spectral statistics for Tanner binary graphs averaged over bond lengths: (a) level spacing distribution $P(s)$, (b) spectral rigidity $\Delta_3(L)$ and (c) spectral form factor $K(\tau)$. The CUE prediction are represented by dot dashed lines (which almost coincide with the numerical data).

We may also analyze a system, for which $|f'(x)| > 1$ only in a certain regions $I_c \subset I$. The KS-entropy of such a system is equal to the entropy of a system equivalent to $f(x)$ in I_c times the ratio $\text{vol}(I_c)/\text{vol}(I)$. This allows us to find the system with arbitrary small, positive KS-entropy. Consider the system presented in Fig. 6 with dynamical entropy $H_{KS} = \frac{1}{2} \ln 2$, as an illustration of such situation. The structure of the unitary evolution operator U is the same as the structure of the bistochastic transition matrix B which is determined by the shape of the diagram of f . Block structure visible in Fig. 6 allows us to compute the spectra as in Eq. (5), where V is the product of all blocks of U . If there is an even number of antidiagonal blocks, the resulting matrix V is a product of one matrix with Poisson distribution of the spectrum and a certain number of non-diagonal matrices with a CUE-like spectrum.

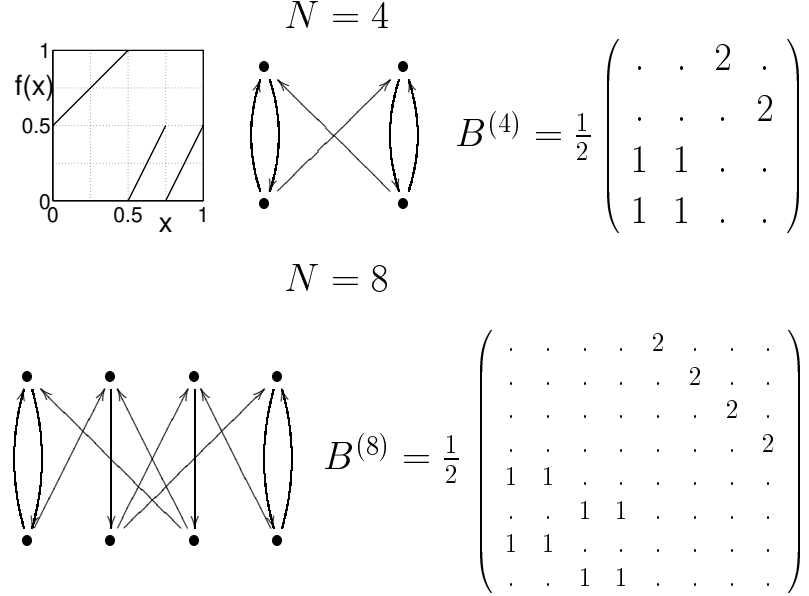


FIG. 6. Chaotic system with $H_{KS} = \frac{1}{2} \ln 2$, the function defining the system, the corresponding graphs and the transition matrices plotted for Markov partition into $N = 4$ and $N = 8$ cells. Zero elements of the matrices are marked by dots.

In ref. [15] we analyzed the spectra of composed ensembles consisting of products of random matrices, each pertaining to a given ensemble of unitary matrices. The CUE-like spectrum was found to be robust with respect to the multiplication by matrices of other ensembles. This is related to the fact that the Haar measure (CUE) is invariant with respect to multiplication. Following these lines of arguments, we conclude that the spectrum of V has a CUE-like properties. The spectrum of U is equal to the M -th root of the spectrum of V

$$e^{i\phi_U} = e^{i(\psi_j + 2l\pi)/M}, \quad j = 1 \dots k, \quad l = 0 \dots M - 1, \quad (9)$$

where $e^{i\psi_j}$ is the j -th eigenvalue of V , it consists of M copies of the spectrum of V contracted M times and placed one after another, so its statistical properties are locally like these of CUE. Fig. 7 shows the statistical properties of an exemplary chaotic system presented in Fig. 6, for which all spectra consist of $M = 2$ identical parts of length π . Note that the level spacing distribution and the spectral rigidity (for small L) show good agreement with the predictions of RMT. On the other hand the spectral form factor (i.e. the Fourier transform of the two point correlation function of the spectral density) exhibits huge fluctuations since it measures correlations in the entire spectrum and reveals the presence of 2 copies of the same spectrum. However, the average taken over a small interval of $\tau = n/N$ displays a CUE-like behaviour.

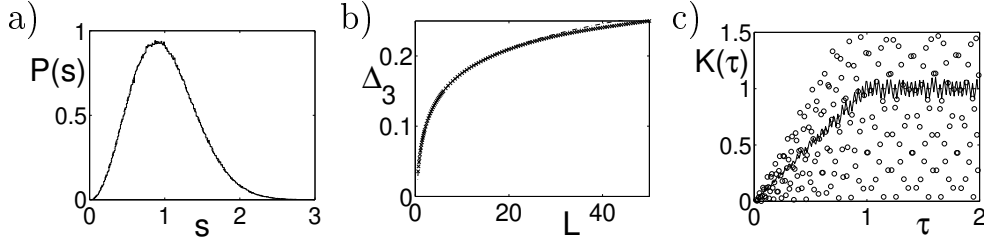


FIG. 7. Spectral statistics for quantum graphs corresponding to the system shown in Fig. 6: (a) level spacing distribution $P(s)$, (b) spectral rigidity $\Delta_3(L)$ and (c) spectral form factor $K(\tau)$ averaged over 10^5 matrices of size $N = 200$. Dot dashed lines represent CUE statistics. The form factor displays large fluctuations, although the average over a small window of τ (solid line) is close to CUE results.

Local agreement with the predictions of RMT is preserved even though there exist an inversion in the map f , which implies an antidiagonal blocks in $B^{(N)}$. To show this we analyzed a system consisting of 4 blocks, presented in Fig. 8, while the corresponding results are shown in Fig. 9.

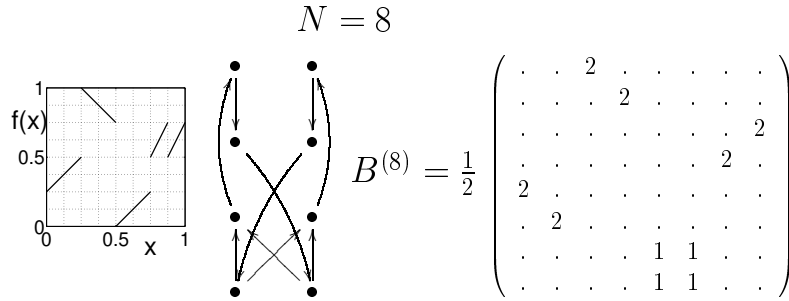


FIG. 8. Chaotic system with $H_{KS} = \frac{1}{4} \ln 2$, with an antidiagonal blocks in $B^{(N)}$: function f defining the system, corresponding graph, and transition matrix. Find a link between its structure and the shape of $f(x)$.

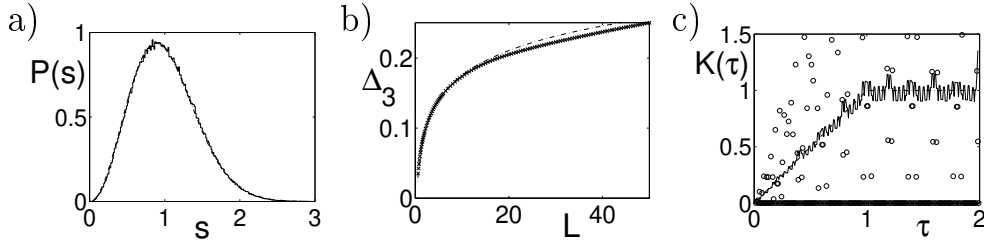


FIG. 9. As in Fig. 7 for the system shown in Fig. 8.

In the argument presented in this section we have assumed that both parts of the system (one *regular* with $|f'(x)| = 1$ and the other *chaotic* with $|f'(x)| > 1$) are connected, so the probability of going from one to the other is positive. If this is not true, the system splits into two subsystems, one regular and one chaotic. The spectrum of such a system will contain a mixture of eigenvalues of both subsystems, so the level spacing statistics could be described by a appropriately adopted Berry-Robnik distribution [17].

V. GENERIC SYSTEMS

A generic 1D piecewise linear system fulfilling the conditions (i) and (ii) is chaotic in entire domain, $|f'(x)| \geq 2$ for all x in I . The mean valency v_B of the corresponding graphs is also equal to or greater than 2 and the topological entropy of these graphs H_{top} is not smaller than $\ln 2$. The topological entropy of the map f is equal to the log of the spectral radius (absolute value of the largest eigenvalue) of the *incidence matrix* \tilde{B} [12], where $\tilde{B}_{ij} = 1$ if $B_{ij} > 0$ and

$\tilde{B}_{ij} = 0$ otherwise. It is worth to consider, which of these graphs one may *quantized* by constructing corresponding family of unitary matrices. It is equivalent to ask, which bistochastic transition matrices B , are *unistochastic*, so there exist unitary U , such that $|U_{ij}|^2 = B_{ij}$. In appendix A we present a necessary condition for unistochasticity and discuss some features of the ensemble of matrices U corresponding to the same bistochastic matrix B .

One of the maps studied by Dellnitz et al. [18] and showed in Fig. 10, may serve as an example of such a classical map, for which transition matrices B are unistochastic. Its KS-entropy is equal to $\frac{3}{2} \ln 2$, while topological entropy equals to $\ln 3$. Instead of computing the spectral radius of $\tilde{B}^{(4)}$ it is enough to observe that each point in I has exactly 3 preimages, and the topological entropy may be computed as log of the mean number of preimages [19]. The average should be taken with respect to the Parry measure of maximal entropy, which is not easy to specify in the general case. However, since the number of preimages is constant, its knowledge is not necessary in this case to obtain the required result $\ln 3$.

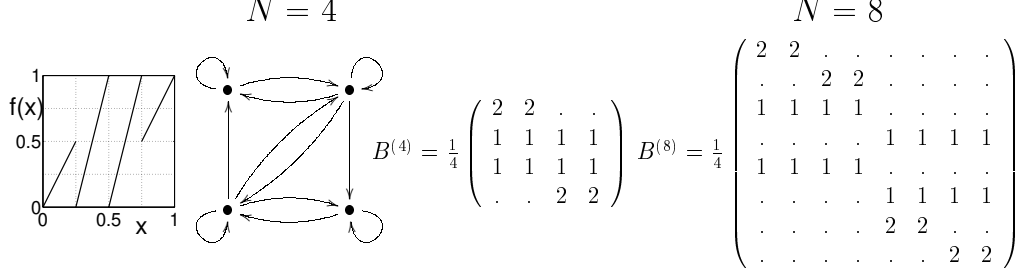


FIG. 10. Classically chaotic 1D map (“four legs map”), corresponding graph and the transition matrices for Markov partitions into $N = 4$ and $N = 8$ cells. The slope of the map f in each cell E_i determines the size of elements in each row of the matrix $B^{(N)}$.

Numerical investigations performed for the corresponding ensemble of 10^5 matrices of size $N = 200$ confirmed a CUE-like character of spectral statistics in the entire circle of eigenvalues as shown in Fig. 11.

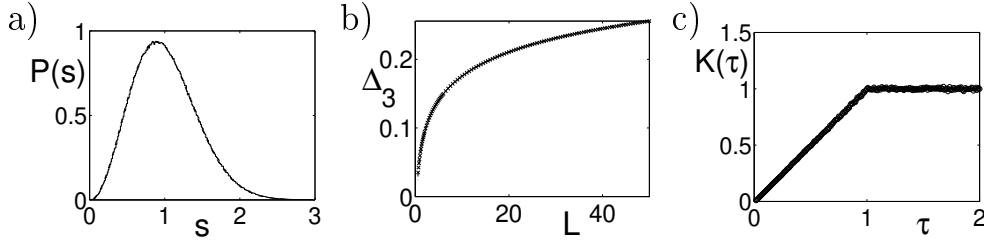


FIG. 11. As in Fig. 7 for the four legs map shown in Fig. 10.

The form factor may be expressed as a double sum over periodic orbits

$$K(\tau) = \frac{1}{N} \langle |\text{Tr } U^n|^2 \rangle = \frac{1}{N} \left\langle \sum_{\nu, \nu' \in \mathcal{PO}(n)} A_\nu A_{\nu'} e^{i(L_\nu - L_{\nu'})} \right\rangle, \quad (10)$$

where $\tau = n/N$ and the averaging goes over all allowed realizations of the graph (all bond lengths L_{ij} , for which unitarity of U is preserved). The difference of the lengths of orbits is equal to $L_\nu - L_{\nu'} = \sum_{(ij) \in \nu} L_{ij} - \sum_{(lm) \in \nu'} L_{lm}$. Inserting new variables $\tilde{L}_{ij} = L_{ij} - L_{i1} - L_{1j} + L_{11}$ we have

$$L_\nu - L_{\nu'} = \sum_{(ij) \in \nu} (\tilde{L}_{ij} + L_{i1} + L_{1j} - L_{11}) - \sum_{(lm) \in \nu'} (\tilde{L}_{lm} + L_{l1} + L_{1m} - L_{11}), \quad (11)$$

where the lengths \tilde{L}_{ij} , $i, j = 2 \dots N$ are fixed by the condition assuring unitarity of U (see Appendix A), while $(2N - 1)$ remaining phases L_{i1} and L_{1j} are drawn randomly with a uniform distribution on $[0, 2\pi)$. Due to averaging over L_{i1} , L_{1j} the only non vanishing terms in the sum (10) arise from periodic orbits ν and ν' of the same *degeneracy class* which visit each vertex of the graph the same number of times. This observation generalizes results of Tanner for binary graphs [5]. Therefore the calculation of $K(\tau)$ can be reduced to a combinatorial problem after finding the fixed lengths \tilde{L}_{ij} . The calculations of form factor for fully connected graphs [2] and binary graphs [5] shows fast convergence of the spectral statistics to RMT predictions with increasing matrix size N .

VI. CONCLUSIONS

We proposed to study a certain class of piecewise linear 1D dynamical systems, for which the Markov transition matrix (of size M) is bistochastic. It has a structure of the diagram of f , defining the classical map, rotated clockwise by $\pi/2$. For each subpartition of the Markov partition we construct a graph and a family of unitary matrices, of size equal to a multiplicity of M . This procedure might be thus considered as a “quantization” of a 1D classical maps, in a sense that it produces a family of corresponding unitary matrices. The above quotation marks represent the fact that no canonical action-angle quantization of classical systems with 1D phase space is possible.

We demonstrated that the spectral properties of ensembles of unitary matrices defined in this way reflect the character of the classical dynamics. For regular maps the graphs are composed of several finite disconnected loops and the spectral statistics of the corresponding unitary evolution operators is (locally) Poissonian. On the other hand, chaotic systems (with arbitrarily small, but positive metric entropy), lead to ensembles of unitary matrices with (locally) CUE-like spectral fluctuations. These unitary matrices are sparse (only a few non zero elements in each row and column), in contrast to the random matrices, typical with respect to the Haar measure on $U(N)$.

We have shown that the classical 1D system and the corresponding family of graphs are topologically conjugated, since each periodic orbit of the map corresponds to exactly one periodic orbit of each graph. Spectral properties of a graph may be expressed by the exact trace formula based on sum over periodic orbits. This sum goes over all periodic orbits of the 1D system and the amplitudes are equal to inverse instabilities of the orbit. The phases in the sum remain free parameters of the model, with constraints due to unitarity of the evolution operator. We find conditions necessary for a bistochastic transfer matrix to be unistochastic, which allow us to perform averaging over random phases (bond lengths) with unitarity preserved.

It is a pleasure to thank Marek Kuś for fruitful discussions and helpful comments. Financial support by Polish KBN grant no 2 P03B 072 19 is gratefully acknowledged.

APPENDIX A: UNISTOCHASTIC MATRICES

For a real bistochastic matrix B of size N

$$B_{jk} > 0, \quad \sum_{j=1}^N B_{jk} = 1, \quad \sum_{k=1}^N B_{jk} = 1, \quad (\text{A1})$$

we want to find a unitary matrix U , such that $|U_{jk}|^2 = B_{jk}$. We can manipulate with N^2 variable phases L_{jk} of the matrix U

$$U_{jk} = \sqrt{B_{jk}} e^{iL_{jk}}. \quad (\text{A2})$$

The unitarity of U requires that

$$U^\dagger U = \mathbf{1} \Leftrightarrow \sum_{j=1}^N \sqrt{B_{kj} B_{lj}} e^{i(L_{lj} - L_{kj})} = \delta_{kl}. \quad (\text{A3})$$

Equations (A3) for $k = l$ are fulfilled due to stochasticity of B , Eq. (A1). Equations (A3) for $k < l$ are complex conjugated of these for $k > l$. Transforming the system of equations (A3)

$$U(U^\dagger U - \mathbf{1})U^\dagger = UU^\dagger - \mathbf{1} = 0 \quad (\text{A4})$$

we found that $(N - 1)$ equations of the system are depending on the other ones, because the diagonal equations of the righthand side are equivalent to conditions for bistochasticity of B – the first sum in Eq. (A1). We subtracted the unity from N since there is one common condition stemming from each of the sums in Eq. (A1), $\sum_{ij=1}^N B_{ij} = N$. The number of independent real equations in (A3) equals thus $(N - 1)^2$.

We introduce new variables $\tilde{L}_{kj} = L_{kj} - L_{k1} - L_{1j} + L_{11}$, so the equations (A3) are equivalent to

$$\sum_{j=1}^N \sqrt{B_{kj} B_{lj}} e^{i(\tilde{L}_{lj} - \tilde{L}_{kj})} = \delta_{kl}. \quad (\text{A5})$$

Since $\tilde{L}_{k1} = \tilde{L}_{1j} = 0$, so the $(N-1)^2$ equations (A3) depend on $(N-1)^2$ real independent variables \tilde{L}_{kj} , $k, j = 2 \dots N$. These equations give the values of \tilde{L}_{kj} . For $N = 2$ there exists only one phase \tilde{L}_{22} equal to π as shown by Tanner [5]. This value does not depend on the bistochastic matrix B_{jk} . Eqs. (A5) do not depend on L_{k1} and L_{1j} , so we may average over them, assuming the uniform distribution over the unit circle, $P(L) = \frac{1}{2\pi}$ for $L \in [0, 2\pi)$. This is equivalent to averaging of matrix $U = D_1 \tilde{U} D_2$ over diagonal unitary random matrices D_1 and D_2 , with a fixed matrix \tilde{U} , fulfilling $|\tilde{U}_{jk}|^2 = B_{jk}$.

The system of equations (A3) is solvable only if

$$\forall k \neq l \quad \max_{m=1 \dots N} \sqrt{B_{km} B_{lm}} \leq \frac{1}{2} \sum_{j=1}^N \sqrt{B_{kj} B_{lj}}, \quad (\text{A6})$$

which is the condition for the possibility of balance the maximal term in the sums (A3) by the rest. This necessary condition for a bistochastic matrix to be unistochastic becomes sufficient in 3×3 case. For $N = 2$ all bistochastic matrices are orthostochastic (and therefore also unistochastic). However for $N \geq 3$ several examples of bistochastic matrices, which are not unistochastic and do not satisfy the condition (A6), are known [11].

- [1] Kottos T, Smilansky U 1997 *Phys. Rev. Lett.* **79** 4794
- [2] Kottos T and Smilansky U 1999 *Ann. Phys. NY* **274** 76
- [3] Schanz H and Smilansky U 1999 Proc. Australian Summer School in Quantum Chaos and Mesoscopics (Canberra), preprint *Spectral Statistics for Quantum Graphs: Periodic Orbits and Combinatorics* chao-dyn/9904007
- [4] Berkolaiko G and Keating J P 1999 *J. Phys. A: Math. Gen.* **32** 7814
- [5] Tanner G 2000 *J. Phys. A: Math. Gen.* **33** 3567
- [6] Schanz H and Smilansky U 2000 *Phys. Rev. Lett.* **84** 1427
- [7] Kottos T and Smilansky U 2000 *Phys. Rev. Lett.* **85** 968
- [8] Barra F and Gaspard P 2000 *On the level spacing distribution in quantum graphs* preprint quant-ph/0011099
- [9] Dyson F J 1962 *J. Math. Phys.* **3** 140, 157, 166
- [10] Mehta M L 1991 *Random Matrices 2 ed.* (New York: Academic Press)
- [11] Marshall A W and Olkin I 1979 *The Theory of Majorizations and Its Applications* (New York: Academic Press)
- [12] Katok A and Hasselblatt B 1995 *Introduction to the Modern Theory of Dynamical Systems* (Cambridge: Cambridge University Press)
- [13] Haake F 1991 *Quantum Signatures of Chaos* (Berlin: Springer-Verlag)
- [14] Gantmacher F R 1959 *The Theory of Matrices* volumes 1 and 2 (New York: Chelsea)
- [15] Poźniak M, Życzkowski K and Kuś M 1998 *J. Phys. A: Math. Gen.* **31** 1059
- [16] Gutzwiller M C 1990 *Chaos in Classical and Quantum Mechanics* (Berlin: Springer-Verlag)
- [17] Berry M V and Robnik M 1984 *J. Phys. A: Math. Gen.* **17** 2413
- [18] Dellnitz M, Froyland G and Sertl S 2000 *Nonlinearity* **13** 1171
- [19] Życzkowski K and Boltt E M 1999 *Physica D* **132** 393