

Incoherent optical switching of semiconductor resonator solitons

V.B.Taranenko, C.O.Weiss

Physikalisch-Technische Bundesanstalt 38116 Braunschweig/Germany

We demonstrate experimentally the bistable nature of the bright spatial solitons in a semiconductor microresonator and show that they can be created and destroyed by incoherent local optical injection.

PACS 42.65.Sf; 42.65.Tg; 42.70.Nq

Spatial optical solitons i.e. light beams propagating without transverse spreading arise when diffraction is balanced by a nonlinear process such as self-focussing in a nonlinear dispersive or reactive medium. Light propagating inside an optical resonator filled with a nonlinear medium can thus form stable filaments, or localized structures (spatial solitons). These are free to move in the resonator cross section (or move by themselves [1]) which implies their bistability, and ability to carry information. The mobility of spatial solitons, however, makes them different from arrangements of fixed binary elements, so that new types of information processing have been considered, making use of spatial resonator solitons.

Early realisations of such resonator solitons in slow materials were given in [2,3]. We investigated in the past spatial resonator solitons of phase-type [4] and intensity type [5], including experiments demonstrating large simultaneous collections of solitons [6] and their manipulation [5] as is required for practical applications. These experiments were conducted using slow nonlinear materials for the sake of easy observeability of the complex 2D space-time dynamics. For practical purposes, however, speed is of prime importance and compatibility with semiconductor technology is desirable. Spatial solitons and their switching in semiconductor microresonators have therefore been predicted theoretically recently [7,9]. With the aim of realizing spatial solitons in semiconductor resonators, experiments were conducted recently, addressing passive resonators [10] and resonators with population inversion [11]. We showed the spontaneous formation of bright and dark spatial solitons in [12]. We confirm here the bistable nature of the bright spatial semiconductor resonator solitons by the results of local switching experiments and demonstrate the incoherent writing and erasing of the bright solitons.

The experimental arrangement (FIG. 1) was essentially as described in [10] and [12]. Light of a Ti:Al₂O₃-laser around 855 nm wavelength illuminates the semiconductor resonator sample. This consists of two Bragg mirrors of about 99,5 % reflectivity and 18 pairs of GaAs/GaAlAs-quantum-wells between them. The band edge and the wavelength of the exciton line is at 849 nm. Observations are done in reflection because the substrate material (GaAs) is opaque at the working wavelength.

The laser light is modulated by a mechanical chopper to limit illumination to durations of a few μ s, in order to

avoid thermal nonlinear effects. The repetition rate of the illuminations is 1 kHz, permitting stroboscopic recordings of the dynamics or signal averaging. Part of the laser light is split away from the main beam, with orthogonal polarisation, for local injection into the illuminated sample area. The injection is applied in pulses of several 10 ns duration using an electro-optical modulator (EOM). The light reflected from the sample is imaged onto a CCD camera. For time-resolved observations the reflected light is passed through another EOM (50 ns aperture time), which is opened with a variable delay with respect to the start of the illumination. The 2D intensity can thus be recorded for arbitrary moments during the illumination. Further, the intensity in a particular point can be monitored by a small area photodiode PD. In the observations reported, the intensity of the main beam was chosen so that a bright soliton (dark in reflection) would appear only at the center of the main beam which has Gaussian intensity profile with a width of 30 μ m. The small area photodiode PD measures the intensity at this point.

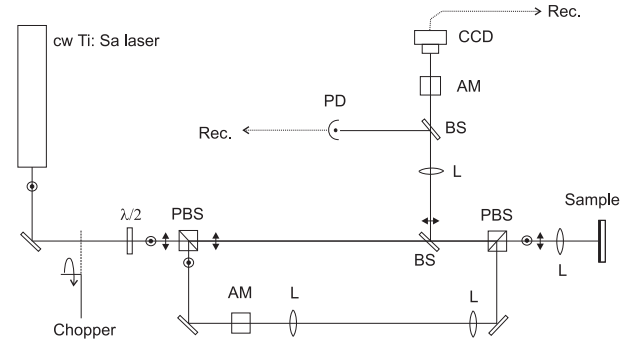


FIG. 1. Optical arrangement. ($\lambda/2$: halfwave plate, PBS: polarizing beam splitters, AM: electro-optical amplitude modulator, L: lenses, BS: beam splitters, PD: photodiode). Lenses in the lower arm form a telescope, polarizations indicated.

FIG. 2 shows the switch-on of a bright soliton. The illuminating intensity rises initially due to the mechanical chopper opening. The maximum intensity is below the switching intensity for the bistable resonator. At $t \approx 3.9 \mu$ s the injection beam (orthogonal polarisation with respect to the illumination, width 12 μ m) is opened for 70 ns to switch the resonator. During the switch initiated by the injecting pulse a switching front travels radially outward [10] and forms a switched area surrounded by

the switching front (dark in left inset in FIG. 2). The switching area then collapses into a spot about $10\ \mu\text{m}$ diameter (see right inset in FIG. 2), the expected size of a soliton for this resonator (details see [12]). This collapse takes place from 4 to $5\ \mu\text{s}$. After $5\ \mu\text{s}$ a stationary soliton exists, recorded in the right inset of FIG. 2. When the incident illumination (dotted trace) is finally decreased (chopper closes) the soliton switches off.

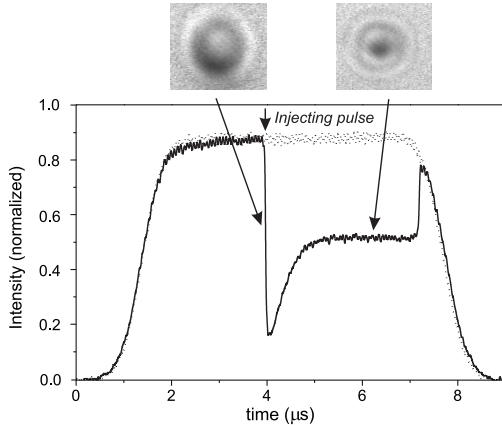


FIG. 2. Recording of the intensity reflected from the sample at the center of the illuminating beam, when switching a soliton on. Snapshot pictures show circular outward traveling switching front (left) and a soliton (right). Dotted trace: incident intensity.

The intensity value of 1 is the same absolute intensity in FIG. 2, 3, 4.

Although we do not understand presently the mechanism by which the relatively slow collapse of the switching front occurs, FIG. 2 demonstrates that the bright soliton can be switched on by an external control beam, implying the bistability of the soliton. The switch-on of the soliton would presumably proceed more directly if the injection beam size, intensity, phase and polarization were matched to the final soliton dimensions.

FIG. 3 shows conversely the switching off of a bright soliton (dark in reflection). The illumination intensity in FIG. 3 is chosen above the switching intensity of the resonator so that a soliton forms spontaneously as described in [12] during the transient phase from about 2.4 to $3.5\ \mu\text{s}$. At about $3.5\ \mu\text{s}$ a stationary soliton is existing (see central inset in FIG. 3). At about $3.9\ \mu\text{s}$ the injection beam (same properties and alignment as for Fig. 2) is opened. This switches the soliton off and returns the whole resonator to the unswitched state (see the right inset in FIG. 3). We mention that the state after the switch-back is stable here, although at its intensity it was unstable in the beginning ($t \approx 2.4\ \mu\text{s}$). Measurements showed that after the switch-off the threshold of instability was a few percent higher than initially. Raising the background intensity slightly led to renewed spontaneous appearance of the soliton with the pronounced feature of

critical slowing. One might tentatively ascribe the small increase of the instability threshold to heating of the material during the time of formation and existence of the soliton, during which the intensity and dissipation in the resonator is high.

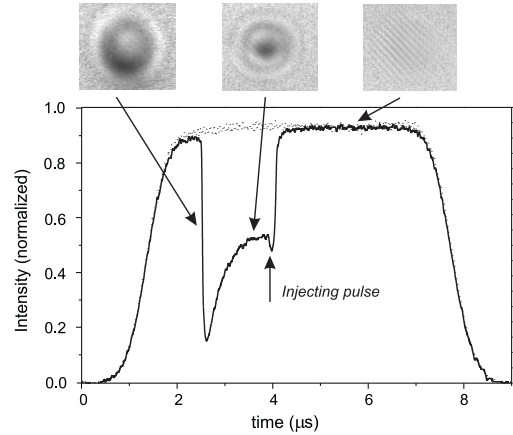


FIG. 3. Recording of the intensity reflected from the sample at the center of the illuminating beam. A soliton is formed spontaneously and then switched off by external injection. The insets left, center, right show intensity snapshots, namely switching front (as FIG. 2), soliton (as FIG. 2) and unswitched state, resp. Dotted trace: incident intensity.

FIG. 4 shows that the switching off of the soliton requires a minimum intensity in the external beam. Here the external beam is opened at $t \approx 3.9\ \mu\text{s}$ with an intensity 10 % smaller than in FIG. 3. The soliton in this case is transiently perturbed, but remains stably switched-on.

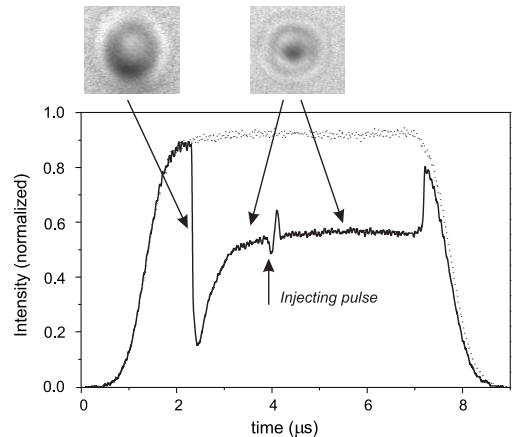


FIG. 4. Failed switch-off of soliton. Intensity of the injected beam too small to switch soliton off. Dotted trace: incident intensity.

In summary, we have shown that bright spatial solitons of a semiconductor resonator can be switched on and off by an external incoherent address beam. Thus we demonstrate that such solitons are controllable as required for

applications. The bistable nature of the solitons is unambiguously demonstrated. The switch-on mechanism observed presently is too slow for fast processing applications. We attribute this to an insufficient match of the injection beam field with the soliton and suppose that a matched injection beam should directly switch on the bright solitons, without the long transient soliton formation phase. The details of the incoherent switching mechanism observed here will be clarified in the near future.

Acknowledgement

This work was supported by ESPRIT LTR project PIANOS. The quantum-well semiconductor sample was provided by R.Kuszelewicz, CNET, Bagneux, France.

-
- [1] K.Staliunas, V.B.Taranenko, G.Slekis, R.Viselga, C.O.Weiss, Phys. Rev. A **57**, 599 (1998).
 - [2] M.Kreuzer, H.Gottschling, T.Tschudi, R.Neubecker, Mol. Cryst. Liq. Cryst. **207**, 219 (1991).
 - [3] B.Fischer, O.Werner, M.Horowitz, Appl. Phys. Lett. **58**, 2729 (1991).
 - [4] V.B.Taranenko, K.Staliunas, C.O.Weiss, Phys. Rev. Lett. **81**, 2236 (1998).
 - [5] V.B.Taranenko, K.Staliunas, C.O.Weiss, Phys. Rev. A **56**, 1582 (1997).
 - [6] G.Slekis, K.Staliunas, C.O.Weiss, Opt. commun. **149**, 113 (1998).
 - [7] M.Brambilla, L.A.Lugiato, F.Prati, L.Spinelli, W.J.Firth, Phys. Rev. Lett. **79**, 2042 (1997).
 - [8] D.Michaelis, U.Peschel, F.Lederer, Phys. Rev. A **56**, R3366 (1997).
 - [9] D.Michaelis, U.Peschel, F.Lederer, Opt. Lett. **23**, 337 (1998).
 - [10] V.B.Taranenko, I.Ganne, R.Kuszelewicz, C.O.Weiss, "Patterns and localized structures in bistable semiconductor resonators", in print, Phys. Rev. A (2000); also Los Alamos Preprint Server nlin.PS/0001055.
 - [11] T.Ackemann, S.Barland, M.Cara, M.Giudici, S.Balle, in Nonlinear guided waves and their applications, 1999, OSA Technical Digest, p.53.
 - [12] V.B.Taranenko, I.Ganne, R.Kuszelewicz, C.O.Weiss, "Spatial solitons in a semiconductor microresonator", submitted to Phys. Rev. Lett. (1999); also Los Alamos Preprint Server nlin. PS/0001056.