

# Reconstructions and faceting of H covered Al(111)

Roland Stumpf

Sandia National Laboratories, Albuquerque, NM 87185-1413, USA

(December 2, 2024)

First principles calculations show that H overlayers induce a honeycomb vacancy reconstruction on Al(111). Above one ML H coverage, Al(111) facets into surfaces vicinal to (111), with {100} faceted single and double steps and vacancies on the {111} terraces. These H induced reconstructions are stable because H binds more strongly to {100} than to {111} facets. Faceting of Al(111) explains step bunching in H-mediated epitaxy of Al(111). H-covered Al(100) is stable against faceting.

Al is an important material for semiconductor devices. Alloyed with a few percent of Cu and Si, it is the dominant material for interconnects. [1] Shrinking dimensions in chip design means that control of the Al deposition is more important. Al is usually deposited under conditions such that H is co-adsorbed on the growing film. However, H reduces the Al film's quality. Al(111) grows layer-by-layer at 150 K in the absence of H. [2] Calculations of Al surface diffusion barriers on flat and stepped Al(111) predict smooth growth at even lower temperatures. [3] With co-adsorbed H as a by-product of chemical vapor deposition (CVD), Hinch et al. report step bunching on Al(111) films grown at 400-500 K. [4]

Since H is present in most commercial thin film deposition processes, understanding the effects of H in epitaxy is of general interest. H does not only affect Al epitaxy. For example, H is an anti-surfactant in Si [5,6] and Ni [7] epitaxy, while on GaAs(100) [8] and C(100) [9] H improves epitaxial growth.

Another major issue in H-solid interaction is the very common problem of H embrittlement. Materials that are usually ductile become brittle once they absorb H. During H promoted fracture, H covers the newly formed surface. The energy of this H-covered surface can determine the fracture plane. [10]

To study the effect of H on the growth of, e. g., Al films, two surface properties are important: the mobility of Al on H-covered Al surfaces and the orientation dependence of the surface energy. A growing Al surface is rough if the lateral Al mass transport is hindered. A growing Al film facets if the surface mobility is high and if the total surface energy can be reduced by forming facets off the growth direction. [6] To determine surface mobility or surface energies the structure of the H-covered surface must be known first, because H can reconstruct surfaces.

[11] Indeed, H adsorption reconstructs Al(111). As with Be(0001), [11] H induces a honeycomb vacancy reconstruction on Al(111). In this honeycomb phase 1 ML of H atoms adsorbs on tilted bridge sites around the vacancies (see Fig. 1 b). In this very open structure, Al diffusion is reduced. The effects of H modified surface diffusion will be studied elsewhere. [12] In this Letter we concentrate on the step bunching observed in CVD of Al(111). [4] Our explanation of that phenomenon is that it is energetically favorable for Al(111) to facet at high H coverage. The facet orientation is {311} or {211}, i.e. vicinal to Al(111) with {100}-faceted steps (see Fig. 1 e+h). H induces both vacancy and double step formation on those facets. H-covered Al growing in the (100) direction does not facet, because H binds more strongly to Al(100) than to other Al surfaces.

*First-principles calculations* The study of H adlayers on Al surfaces reported here is based on the local density approximation to density functional theory. [13] Electronic wavefunctions are expanded in plane waves up to a cutoff energy of 12 Ry. All atoms are represented by pseudopotentials. [14] We model the Al surfaces by repeated slabs of 10-20 Å thickness in orthorhombic or monoclinic supercells, separated by at least 6 Å of vacuum. H is adsorbed on one side only. The adsorbed H atoms plus the top 4-6 Å of the Al slab are relaxed. H adsorption energies are quoted relative to 1 Ry for free H. To evaluate  $k$ -space integrals we use special  $k$ -points [15] at a density equivalent to 500–5000  $k$ -points in the full Brillouin zone of a one atom cell. Details of the computational technique are published. [3,16,11]

In earlier publications [3,11,17,18] we have accurately calculated properties of simple metal surfaces and of H-surface interaction. One example is the prediction of a novel type of H induced reconstruction, the honeycomb vacancy reconstruction of Be(0001). [11] This reconstruction is now confirmed quantitatively in experiment. [19] We estimate that adsorption energy *differences* are significant if they are larger than 0.05 eV. Temperature and zero point motion effects are not included, however. Furthermore, it is uncertain how accurate calculated surface energies are, as surface energies are difficult to measure. Given these remaining uncertainties, we consider the success of our model in explaining a number of experimental findings for H on Al surfaces as the most important evidence for the validity of our theoretical results.

*H on flat Al(111), Al(100) and Al(110)* Properties of H adlayers on Al surfaces, like adsorption energy and

coordination, depend on surface orientation. On the flat Al(111) surface H prefers threefold fcc sites with an adsorption energy ( $E_{ad}$ ) of 1.12 eV at 1/12 ML coverage (see Fig 1 a). The hcp and bridge sites are 0.08 eV and the top sites are 0.22 eV higher in energy at 1/12 ML. That the fcc site is the preferred threefold site for H on Al(111) is significant and is discussed elsewhere. [12] At higher coverages the adsorption energy is about 0.05 eV higher ( $E_{ad} = 1.17$  eV at 1/2 ML and  $E_{ad} = 1.16$  eV at 1 ML). Thus, there is a weak attraction between H atoms adsorbed on Al(111).

On Al(100), H adsorbs preferentially at bridge sites (see Fig 1 f+g). The adsorption energy of H on Al(100) is higher than on Al(111), with a maximum of 1.33 eV at 1 ML. Below 1 ML, H adatoms attract each other ( $E_{ad} = 1.22$  eV at 1/9 ML). Above 1 ML the H-H interaction is repulsive ( $E_{ad} = 1.26$  eV at 1.5 ML and  $E_{ad} = 1.09$  eV at 2 ML).

On Al(110), the H adsorption site is coverage dependent. Up to 1 ML, H prefers the top site ( $E_{ad} = 1.19$  eV at 1/6 ML, and  $E_{ad} = 1.17$  eV at 1 ML). At 2 ML H covers the bridge sites of first and second layer ( $E_{ad} = 1.17$  eV). Thus the H-H interaction is weak.

*H at steps on Al(111)* It seems that the adsorption energetics of H on Al(111), Al(100), and Al(110) is quite different and unrelated. However, a very close relation can be established by considering the adsorption of H at close packed steps on Al(111). There are two types of close packed steps on fcc(111) surfaces. One type of step is a {111}-microfacet (called B-step). Thus the step atoms have the same nearest neighbor environment as surface atoms on Al(110). The other step on Al(111) is a {100}-microfacet (called A-step).

At B-steps H binds as on Al(110) at 1 ML coverage and below. [20] The adsorption site is the top site, the adsorption energy, 1.19 eV, is nearly identical, and the H-H interaction energy is below 0.01 eV. At A-steps H binds at bridge sites. The H-H interaction is attractive with a maximum adsorption energy of 1.35 eV for one H adsorbate per step atom. Binding site, adsorption energy and H-H attraction for H at {100}-faceted steps is like for H on Al(100).

The fact that H prefers the A-step over the B-step by as much as 0.16 eV has important consequences. One is that H adsorption on Al(111) changes the equilibrium island shape. Without H the step formation energy of {100}-faceted steps is higher than that of {111} faceted steps (0.248 eV/step-atom compared to 0.232 eV/step-atom). [3] Thus Al islands on clean Al(111) are hexagonal, with longer B- than A-type edges. With enough H adsorbed to cover all step atoms, A-steps have less than half the formation energy of B-steps. This makes the equilibrium island shape triangular with only A-type edges. A change of island shape is not only of aesthetic interest, it also has been connected to a change in the growth morphology. [21] The second consequence of the strong binding of H

to A-steps is that H-covered Al(111) transforms into a stepped surface with {100}-faceted steps, as elaborated later.

*H adsorbed on Al adatoms* Up to now we have discussed the adsorption of H on flat and stepped Al surfaces. Earlier studies of H adsorption on Be(0001) and Be(10 $\bar{1}$ 0) show that H can cause vacancy reconstructions of a simple metal surface. [12,11,17] One experimental signature of the H induced reconstructions of Be(0001) is the high frequency H vibrational spectrum, which indicates strong bonds of the H to the reconstructed substrate. [11,22] Similar modes are found for H on Al surfaces. [23] However, the existing experimental results give no further hint concerning the structure of those possible reconstructions. Thus, in order to find a stable H-induced reconstruction with theoretical tools, a large number of geometries have to be studied. To speed up the search for a stable reconstruction we identify stable H-Al units which are then used to compose geometries to study. This also gives insight into H-surface bonding that might be transferable to other H surface systems.

The driving force for H-induced reconstructions on simple metal surfaces is the desire of the H adsorbate to form strong (covalent) bonds to the substrate. These bonds are stronger if the metal surface atoms have a low coordination. Thus H adsorption lowers the energy of steps, adatoms and vacancies. [11,17] In fact, adatoms or vacancies might even become elements of the most stable surface geometry. [11]

As on Be(0001), H binds strongly on top of Al adatoms on all three Al low index surfaces. [17] The adsorption energy of H on top of a nearly isolated Al adatom is 1.64 eV on Al(111), 1.74 eV on Al(100) and 1.41 eV on Al(110). Thus H is more stable on the adatom than in the most stable phase on the flat surface. The energy difference is 0.47 eV on Al(111), 0.41 eV on Al(100), and 0.22 eV on Al(110). On Al(111) even a second H, adsorbed close to the Al adatom and on top of a neighboring Al(111) surface atom, is stable. The total energy gain for 2 H atoms adsorbed at the adatom, compared to flat Al(111), is 0.78 eV. The preferred binding of H to adatoms reduces the adatom formation energy, i.e. the energy to remove an Al from a bulk site and put it on the surface. Without H, this energy is 1.05 eV on Al(111), 0.56 eV on Al(100), and 0.29 eV on Al(110) at low coverage. With H, the formation energies are reduced to about 0.27 eV, 0.15 eV, and 0.07 eV. These values depend slightly on the H coverage. On Al(111) the formation energy increases by 0.1 eV if the honeycomb phase, discussed later, is the H reservoir.

Even though Al adatoms are more stable with H co-adsorbed than without H, we do not find any surface structure involving adatoms that has a lower energy than the flat surface at the same H coverage. However, the equilibrium Al+H concentration should be high on a H-covered Al surface. Assuming a room temperature

Boltzmann distribution ( $kT = 0.025\text{eV}$ ), we estimate Al+H concentrations on H-covered Al(100) and Al(110) of 1/400 ML and above. [24] The Al+H ad-dimer could be the precursor to Al hydride desorption. This would explain the observation that up to 10 % of the H adsorbed on Al(100) and Al(110) desorbs as Al hydride. [25]

*H-induced honeycomb reconstruction on Al(111)* The most stable phase of H-covered Al(111) is the  $\sqrt{3} \times \sqrt{3}R30^\circ$  honeycomb reconstruction. In the honeycomb phase, every third Al(111) surface atom is removed and H atoms cover the bridge sites connecting the remaining atoms (see Fig.1 b). The H adsorbates tilt by  $26^\circ$  in the direction of the closest fcc site of the ideal surface. The H adsorption energy in the honeycomb phase ( $E_{\text{H ad}}^{\sqrt{3}}$ ) is 1.21 eV per H, 0.05 eV higher than for 1 ML of H on the flat surface.  $E_{\text{H ad}}^{\sqrt{3}}$  is defined as

$$E_{\text{H ad}}^{\sqrt{3}} = -1/3(E^{\sqrt{3}} - 3E^{\text{H}} - E_{5\text{lay}}^{1 \times 1} - 2E_{6\text{lay}}^{1 \times 1}), \quad (1)$$

where  $E^{\sqrt{3}}$  is the total energy per unit cell of a  $5 + 2/3$  layer Al(111) slab that has a honeycomb array of vacancies on one side.  $E^{\text{H}}$  is the energy of a free H atom (1 Ry),  $E_{5\text{lay}}^{1 \times 1}$  is the energy per unit cell of a 5 layer Al(111) slab and  $E_{6\text{lay}}^{1 \times 1}$  the energy of a 6 layer slab. This definition minimizes the errors introduced by finite slab thickness. H adsorption energies in other structures that involve removing Al atoms from the surface are defined similarly.

What makes the honeycomb phase so stable? The main reason is that all H adsorbates in the honeycomb phase are coordinated like H atoms adsorbed at {100}-steps on Al(111) (see Fig.1 b+h). The H adsorption energy at those steps is 1.35 eV, 0.19 eV higher than on flat Al(111). In a simplistic model, the energy gain per  $\sqrt{3} \times \sqrt{3}$  unit cell of having more stable H adsorbates would be  $3 \times 0.19\text{eV} = 0.57\text{eV}$ . This more than compensates for the vacancy formation energy in a honeycomb array on Al(111), which is 0.47 eV.

Besides the honeycomb phase there are other H-induced reconstructions of the missing and added row type, [11] which are nearly as stable. They all have 1 ML coverage and are 0.04 eV to 0.07 eV per H higher in energy than the honeycomb phase. These small energy differences and the small adatom formation energy should cause the H-covered Al(111) surface to be disordered at room temperature. This could be the reason why only  $1 \times 1$  patterns are detected in diffraction experiments. An alternate reason for the observed  $1 \times 1$  patterns could be that the formation of the vacancy reconstructions is kinetically hindered. However, on Be(0001) the honeycomb structure already forms at 100 K. [17,19] Since Be(0001) and Al(111) have similar surface diffusion barriers, [3,17] we expect that the vacancy reconstructions of H-covered Al(111) are activated at room temperature.

The fact that H reconstructs Al(111) and that it can even form a surface hydride at 2 ML coverage (see Fig. 1 c) might be the cause for the unusual H desorption

from Al(111): About half of the H desorbs as Al hydride and the  $\text{H}_2$  desorption rate is independent of coverage. [25] Details are presented elsewhere. [12]

*H on surfaces vicinal to Al(111)* In continuing the quest to find stable H-covered Al surface structures, it is important to consider surfaces vicinal to Al(111), especially those which have the energetically favorable A-steps. Furthermore, since H is not as stable on (111) as on (100) surfaces, let us concentrate on vicinal surfaces with small (111) terraces, i.e., Al(311) and Al(211). The (111) terraces on Al(311) are two rows wide, on Al(211) they are three rows wide (see Fig. 1 e+h).

As on Al(111), it is favorable at high H coverages to form vacancies on the (111) terraces. These H surrounded vacancies are most stable if they are in the center of (111) terraces that are three rows wide. On ideal Al(311) the (111) terraces are too short, thus double steps are formed. The reconstructed (211) and (311) surfaces are very open and provide for a high concentration of favorable bridge sites for H adsorption. Nearly all H atoms are adsorbed on {100} facets or at A-steps. The H adsorption energy is between the values for the honeycomb reconstruction and the flat Al(100). The H coverage per area in those (311) and (211) phases, depicted in Fig. 1 e+h), is about 50 % higher than ML coverage on Al(111) or Al(100). Thus the (311) and (211) phases will be especially stable if the surface H concentration is high. Incidentally, the H saturation coverage measured on Al(111),  $0.19\text{\AA}^{-2}$ , [25] coincides with the coverage in the low coverage phase of the two (311) phases in Fig. 1. We therefore suggest that in the measurement of the saturation H coverage on Al(111) the surface was locally reconstructed with {311} and possibly {211} facets.

*Faceting of H-covered Al(111)* The main goal of this Letter is to explain why Al(111) does not grow layer-by-layer in the presence of H at 400 K, [4] while without H it grows perfectly at 150 K and below. [2,3] Hinch et al. report that CVD of Al hydride on Al(111) leads to step bunching and a rough surface morphology. We propose that these step bunches are in fact {311}- and {211}-like facets and that the H-covered Al surface is generally rough at the temperature of the growth experiment. The {311} and {211} facets form because they minimize the total surface energy of a H-covered Al crystal growing in the [111] direction.

To compare surface energies of H-covered surfaces we introduce a construct, the H chemical potential  $\mu_{\text{H}}$ .  $\mu_{\text{H}}$  is the energy of H in a fictitious infinite reservoir. Experimentally an increase in  $\mu_{\text{H}}$  corresponds to an increase in H exposure or coverage. At large negative values of  $\mu_{\text{H}}$ , H is expensive and no H adsorbs on the surface. Without H, the surface energy is  $E_{\text{surf}}^0$ . If  $\mu_{\text{H}}$  is larger than the energy ( $-E_{\text{H ad}}^1$ ) of H in the most stable phase (phase 1), then the surface is covered with a H coverage  $c_1$  in phase 1 and the surface energy is

$$E_{\text{surf}}^1(\mu_{\text{H}}) = E_{\text{surf}}^0 - c_1(\mu_{\text{H}} + E_{\text{H ad}}^1). \quad (2)$$

With increasing  $\mu_{\text{H}}$  higher coverage phases (2, 3, ...) with smaller  $E_{\text{H ad}}^{2,3,\dots}$  are formed. In principle transitions between different H phases can be used experimentally to correlate, e. g., H exposure and  $\mu_{\text{H}}$ .

Fig. 2a) shows the surface energies of five Al surfaces as a function of  $\mu_{\text{H}}$ . Without H, i.e. at small  $\mu_{\text{H}}$ , the Al(111) surface is the most stable. With increasing  $\mu_{\text{H}}$ , the Al(100) surface covered by 1 ML H becomes the most stable surface. At even higher  $\mu_{\text{H}}$ , the reconstructed H-covered Al(311) and Al(211) surfaces take over.

The surface energies plotted in Fig. 2a) are relevant to determining the equilibrium crystal shape with H adsorbed, or for predicting the preferred fracture plane in H embrittlement of Al. Like in Ga embrittlement of Al, it could be that the H-covered fracture faces of Al embrittled by H will have (100) orientation. [10] However, a better knowledge of the H concentration on the crack surface is necessary.

Fig. 2b) shows the surface energies relevant for faceting of the Al(111) surface. Except for Al(111), all surface energies are corrected for the extra surface area that would be created if the Al(111) surface were to facet. For example, faceting into Al(100) creates 73 % extra surface, which usually costs energy. Creating {311} or {211} facets increases the surface area only little (15 % and 6 %). Therefore, already at a H potential that slightly exceeds that necessary to adsorb H on the Al(111) surface (in the honeycomb phase), H-covered Al(111) is unstable against forming trigonal pyramids with {311} or {211} faces. These pyramids might be identical with what Hinch et al. describe as step bunching. [4]

One observation in Ref. [4] still has to be explained. Hinch et al. find that at 500 K the growing surface is smoother than at 400 K. It seems that it is just kinetics that increase step bunching at 400 K. However, there is also an energetic reason why faceting is less favorable at 500 K. Al(111) prefers {311} and {211} facets only if enough H is adsorbed on the surface. At 500 K the H desorption rate is much higher than at 400 K. 400 K is already above the highest temperature desorption peak for H desorption off Al(111). Thus at a given CVD growth rate the H coverage at 500 K is smaller than at 400 K. Thus {311} and {211} faces are energetically less favorable at 500 K than at 400 K.

**Conclusions** In this Letter we give a consistent explanation why Al(111) in the presence of H does not grow smoothly but is rough and forms facets. [4] It is rough because H induces a honeycomb vacancy reconstruction with other reconstructions close in energy. Additionally, at higher H coverage, and if kinetics allow, H-covered Al(111) transforms into reconstructed {311} or {211} facets because this minimizes the total surface energy. Al(100) is stable against faceting. This makes the (100) orientation a better candidate for smooth epi-

taxial growth.

The properties of the different H phases proposed here are compatible with or even suggest an explanation of measurements of the H saturation coverage,  $\text{H}_2$  and Al hydride desorption and the H vibrational frequencies. Clearly, the details have still to be filled in. Also, there are experimental hints that not only Al(111) but also H-covered Al(100) and Al(110) reconstruct, [23] which deserves further investigation.

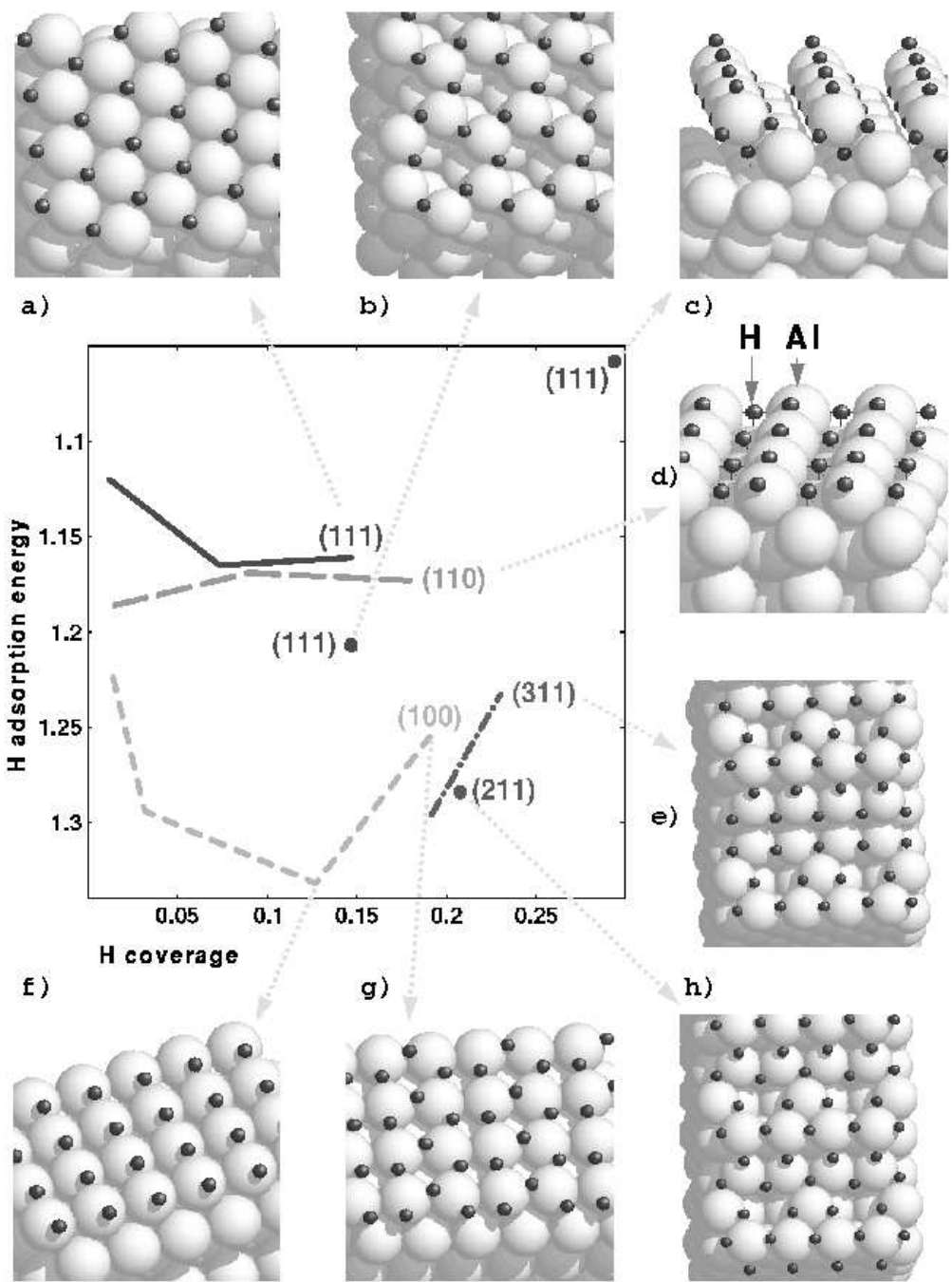
**Acknowledgments:** Thanks to Peter J. Feibelman and the U.S. Department of Energy (contract DE-AC04-94AL8500) for their support.

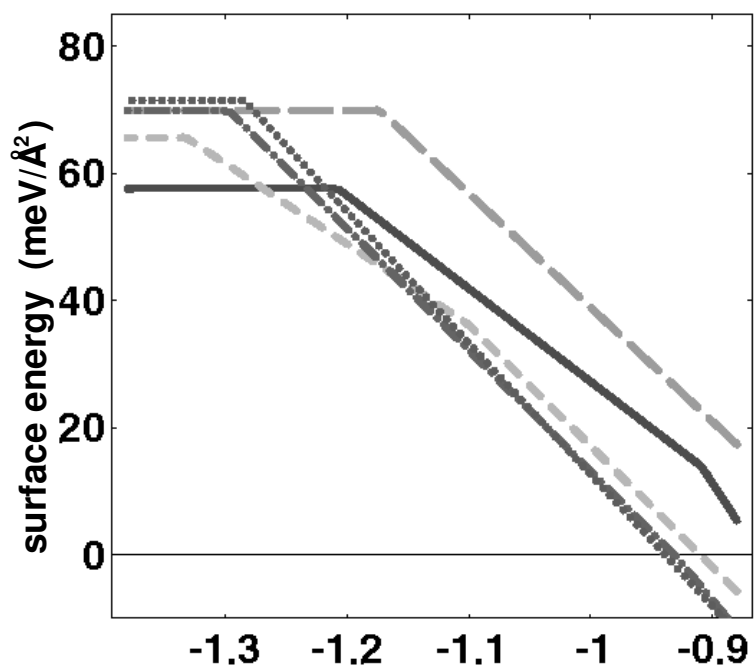
FIG. 1. H adsorption energy (eV) for H on five different Al surfaces as a function of coverage ( $1/\text{\AA}^2$ ) and selected diagrams of the atomic structure.

FIG. 2. Surface energy ( $\text{meV}/\text{\AA}^2$ ) of five Al surfaces as a function of the H chemical potential  $\mu_{\text{H}}$  (eV). To the right the surface energies are corrected for the additional surface created if Al(111) facets into a different surface.

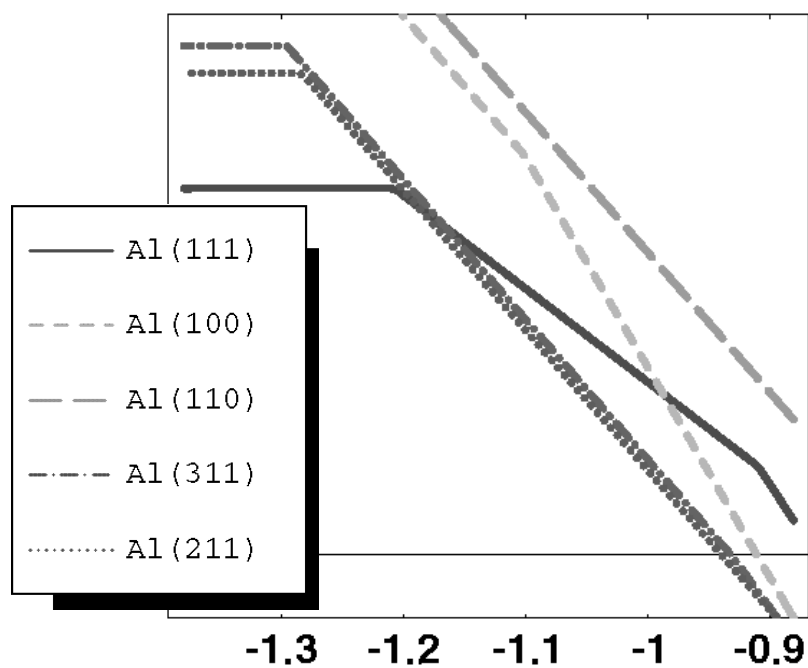
- 
- [1] D. Pramanik, MRS Bulletin **20**, 57 (1995).
  - [2] G. Polanski, J.P. Toennies, Surf. Sci. **260**, 250-256 (1990).
  - [3] R. Stumpf and M. Scheffler, Phys. Rev. Lett. **72**, 254 (1994); R. Stumpf and M. Scheffler, Phys. Rev. B **53** 4958 (1996).
  - [4] B. J. Hinch, R. B. Doak und L. H. Dubois, Surf. Sci. **286**, 261 (1993).
  - [5] J.E. Vasek, Z.Y. Zhang, C.T. Salling, and M.G. Lagally, Phys. Rev. B **51**, 17207 (1995).
  - [6] M. Horn-von Hoegen and A. Golla, Surf. Sci. **337** L777 (1995) and Phys. Rev. Lett. **76**, 2953 (1996).
  - [7] C.F. Walters, Z.Y. Zhang, D.M. Zehner, and E.W. Plummer, unpublished.
  - [8] Morishita Y., Nomura Y., Goto S., and Katayama Y., Appl. Phys. Lett. **67**, 2500-2502 (1995); Dabiran A.M., Nair S.K., He H.D., Chen K.M., and Cohen P.I., Surf. Sci. **298**, 384-391 (1993).
  - [9] M. Frenklach, S. Skokov, and B. Weiner, Nature **372**, 535 (1994).
  - [10] R. Stumpf and P.J. Feibelman, Phys. Rev. B **54**, v. 7 (1996).
  - [11] R. Stumpf and P.J. Feibelman, Phys. Rev. B **51**, 13 748 (1995).
  - [12] R. Stumpf, unpublished.
  - [13] D.M. Ceperley and B.J. Alder, Phys. Rev. Lett. **45**, 566 (1980); J.P. Perdew and A. Zunger, Phys. Rev. B **23**, 5048 (1981).
  - [14] D.R. Hamann, Phys. Rev. B **40**, 2980 (1989); S. G. Louie, S. Froyen, and M. L. Cohen, Phys. Rev. B **26**,

- 1738 (1982).
- [15] H. J. Monkhorst, J. D. Pack, Phys. Rev. B **13**, 5188 (1976).
  - [16] R. Stumpf and M. Scheffler, Computer Physics Communications, **79**, 447, Cat. Nr. ACTF (1994).
  - [17] R. Stumpf, Phys. Rev. B **53**, 4253R (1996).
  - [18] R. Stumpf and P. M. Marcus, Phys. Rev. B **47**, 16 016 (1993).
  - [19] K. Pohl, J. B. Hannon, and E. W. Plummer, unpublished.
  - [20] To study  $\{111\}$  faceted steps, we calculate Al(221), a surface vicinal to Al(111) with Al(111) terraces three atomic rows wide. For  $\{100\}$  faceted steps we use Al(322), which has (111) terraces four rows wide.
  - [21] T. Michely, M. Hohage, M. Bott, and G. Comsa, Phys. Rev. Lett. **70**, 3943 (1993).
  - [22] K. B. Ray, J. B. Hannon, and E. W. Plummer, Chem. Phys. Lett. **171**, 469 (1990).
  - [23] J. Paul, Phys. Rev. B **37**, 6164 (1988); H. Kondoh, M. Hara, K. Domen, and H. Nozoye, Surf. Sci. **287/288**, 74 (1993).
  - [24] Additionally to increasing the concentration of adatoms, H adsorption also affects the diffusion barrier of the Al(+H) adatom. Both effects are important for the surface mobility and will be studied elsewhere. [12]
  - [25] A. Winkler, Ch. Resch, and K. D. Rendulic, J. Chem. Phys. **95**, 7682 (1991); A. Winkler, G. Pozgainer, and K. D. Rendulic, Surf. Sci. **251/252**, 886 (1991).





**a)** H chem. potential (eV)



**b)** H chem. potential (eV)