

On The Vibrational Modes of C_{60}

Dennis P. Clougherty* and John P. Gorman

Department of Physics, University of Vermont, Burlington, VT 05405

(January 16, 1995)

Abstract

The vibrational spectrum of C_{60} is compared to the spectrum of a classical isotropic elastic spherical shell. We show correlations between the low frequency modes of C_{60} and those of the spherical shell. We find the spherical model gives the approximate frequency ordering for the low frequency modes. We estimate a Poisson ratio of $\sigma \approx 0.30$ and a transverse speed of sound of $v_s \approx 1800$ m/s for the equivalent elastic shell. We also find that $\omega(M_1)/\omega(M_0) = \sqrt{\frac{3}{2}}$ for the shell modes M_0 and M_1 , independent of elastic constants. We find that this ratio compares favorably with an experimental value of 1.17.

PACS Numbers: 33.20.Tp, 61.46.+w, 46.30.My

arXiv:mr1-th/9604002v1 10 Apr 1996

I. INTRODUCTION

The superconductivity of C_{60} -derived solids owes its origin in part to features of the vibrational spectrum 1–3 of C_{60} . Consequently, a microscopic understanding of superconductivity requires an understanding of the vibrational modes. While there have previously been detailed computational studies^{4–9} yielding vibrational frequencies in excellent agreement with experiment, additional insight into the nature of modes can be obtained by comparing the vibrational spectrum of quasi-spherical C_{60} with that of its continuum analog: a thin, elastic, spherical shell.

The electronic structure of C_{60} has been previously described in a similiar fashion, where C_{60} is thought of roughly as a spherical system with continuous rotational symmetry, invariant under the group $O(3)$. This leads to electronic multiplets, labeled by ℓ with degeneracy $2\ell + 1$. The true molecule has only discrete icosahedral (I_h) symmetry; and, as is commonly done in crystal field theory, a correspondence can be made between the multiplets under the approximate high symmetry group and their descendants under the lower symmetry.

This correspondence between orbitals under $O(3)$ and orbitals under I_h was made by Haddon *et al.*¹⁰ The $O(3)$ multiplets order with energy increasing with increasing ℓ , implying that the energy scale associated with changes in radial quantum number, ϵ_r , is much larger than the rotational energy scale, $\frac{\hbar^2}{2mR^2}$, where R is the length scale of the spherical potential and m is the electron mass. The most energetic of the 60 π -electrons therefore occupy the $\ell = 5$ multiplet.

Under the lower symmetry I_h , multiplets of the spherical model for $\ell > 2$ are split under I_h , as icosahedral symmetry can not support an orbital degeneracy larger than 5. For the occupied orbitals, these gaps are smaller than the spacing between adjacent ℓ multiplets; consequently, the correlation between ℓ multiplets and nearly degenerate manifolds in C_{60} is clear.

We expect the comparison of vibrations of an elastic shell to that of the C_{60} molecule to give qualitative insight, but we certainly do not expect close quantitative agreement. The

continuum elastic approximation is only justified for the lowest frequency modes such that $\omega \ll \frac{v_s}{d}$, where d is a typical nearest-neighbor distance, and v_s is the transverse speed of sound on the shell.

Furthermore, the linear elastic approximation assumes only local interactions. It is known that for force constant models to get good agreement with the experimentally measured vibrations of C_{60} , it is necessary to include up to third-nearest neighbor interactions.⁹ Hence, a linear elastic model would not expect to yield good quantitative agreement with experiment over the entire spectrum. Nevertheless, to deepen our understanding of the character of the complex modes of C_{60} , we find it useful to compare the molecular modes with those of an elastic spherical shell, where the eigenmodes and eigenfrequencies can be described by compact analytic expressions.

II. MODES OF THE THIN SPHERICAL SHELL

We summarize the results obtained by Lamb¹¹ concerning the vibrations of a thin spherical shell. The modes can be divided into two classes. Modes of the first class have displacements which are purely tangential to the surface of the shell. We denote the ℓ th of these shear modes by S_ℓ . The frequency spectrum of shear modes is given by

$$\Omega_\ell^{(S)} = \sqrt{(\ell - 1)(\ell + 2)} \quad (1)$$

where Ω is the dimensionless frequency,

$$\Omega = \frac{\omega R}{v_s}, \quad (2)$$

R is the radius of the shell, and v_s is the transverse speed of sound on the shell. We note that Ω monotonically increases with increasing ℓ , and the lowest frequency shear mode has $\ell = 2$.

The modes of the second class have displacements which have radial character. Of these mixed modes, the $\ell = 0$ mode is purely radial. Its dimensionless frequency is given by

$$\Omega_0^{(M)} = 2\sqrt{\gamma} \quad (3)$$

where γ is related to the Poisson ratio of the shell σ ,

$$\gamma = \frac{1 + \sigma}{1 - \sigma} \quad (4)$$

the Poisson ratio being the dimensionless ratio of transverse compression to longitudinal extension.

The mixed modes with $\ell > 0$ have displacements with both radial and tangential character. The dimensionless frequency of the $\ell = 1$ mode is

$$\Omega_1^{(M)} = \sqrt{6\gamma} \quad (5)$$

In the case of mixed modes with $\ell \geq 2$, each frequency has two branches whose frequencies are

$$\Omega_{\ell\pm}^{(M)} = \left[\frac{\nu}{2} \pm \frac{1}{2}(\nu^2 - 16(\ell^2 + \ell - 2)\gamma)^{\frac{1}{2}} \right]^{\frac{1}{2}} \quad (6)$$

where $\nu = (\ell^2 + \ell + 4)\gamma + \ell^2 + \ell - 2$. We denote the mixed modes by $M_{\ell(\pm)}$. We plot selected shell frequencies as a function of the Poisson ratio in Figs. 1 and 2.

III. RESULTS AND DISCUSSION

We establish correlations between the modes of the shell and the modes of C_{60} . The breathing mode of C_{60} ($A_g(1)$) can be unambiguously matched with its counterpart mode of the shell, the mixed mode M_0 . Both modes have exclusively radial character and transform as the trivial representation of their respective symmetry groups.

C_{60} has another mode preserving the icosahedral symmetry, but with pure tangential character¹³. We note that the decomposition of $\ell = 6$ representation under I_h contains A_g ¹². We conclude that the $A_g(2)$ mode is predominantly a descendant of the S_6 shell mode.

The lowest frequency mode of the shell, M_{2-} , has a degeneracy of 5. Under I_h , we expect this degeneracy to still be supported. Experimentally, the lowest frequency mode of

C_{60} , the so-called squashing mode $H_g(1)$, has mixed displacement character¹³ and the same degeneracy as the M_{2-} mode on the shell; thus, we infer that they are correlated.

The next lowest frequency mode of the shell, M_{3-} , has a degeneracy of 7, which decomposes under I_h into T_{2u} and G_u modes. We correlate M_{3-} with the nearly degenerate multiplet $T_{2u}(1)$ and $G_u(1)$. Similarly, the $H_g(2)$ and $G_g(1)$ levels must have evolved primarily from the splitting of the M_{4-} mode.

As the M_1 shell mode must remain unsplit, we correlate it with a T_{1u} type mode under I_h . There are two T_{1u} modes which are close in frequency. From stereographic projections⁷ of the modes, we conclude that $T_{1u}(2)$ is primarily a descendant of M_1 , while $T_{1u}(1)$ results from the splitting of the M_{5-} mode.

For $\ell \geq 5$, mixed shell modes have small spacings compared to the splittings under I_h . There are no real predominant “progenitor” levels, as mixing among many shell modes must be involved in determining the final character of the displacements. We summarize our low frequency correlations in Fig. 3.

The spectrum of the shell results from one structural parameter and two elastic parameters. We adjust the elastic parameters to fit to the low frequency portion of the spectrum. We use a value of 3.56 Å for R , as obtained from experiment. We estimate the following parameter values from a fit to the $A_g(1)$ and $H_u(1)$ modes using Eqs. 3 and 1: $\sigma \approx 0.30$ and $v_s \approx 1800$ m/s. We choose to fit to these modes as their correlation with shell modes is clear, and they stem from multiplets whose degeneracy is preserved under I_h .

Combining Eqs. 3 and 5, we observe that

$$\frac{\omega(M_1)}{\omega(M_0)} = \sqrt{\frac{3}{2}} \approx 1.22 \quad (7)$$

independent of elastic parameters. Based on our correlation diagram, we can compare this ratio to experiment. We use the value of 493 cm^{-1} for $\omega(A_g(1))$ ¹⁴, and a value of 577 cm^{-1} for $\omega(T_{1u}(2))$ ¹⁵ to obtain a ratio of $\omega(T_{1u}(2))/\omega(A_g(1)) = 1.17$.

The reasonable agreement with $\omega(M_1)/\omega(M_0)$ gives support to the interpretation of these modes as progenitors of the $A_g(1)$ and $T_{1u}(2)$ modes. A comparison of selected spherical

model frequencies to experimental frequencies is given in Table I. Perhaps the real utility of the correlations made is that the known analytic forms of the eigenmodes might be used to approximate displacement fields in calculations.

ACKNOWLEDGMENTS

We thank F. Anderson, W. Leenstra, and J. Wu for valuable discussions. Acknowledgment is made to the Donors of The Petroleum Research Fund, administered by the American Chemical Society, for support of this research.

REFERENCES

- * Electronic Address: dpc@holstein.physics.uvm.edu
- ¹ K. H. Johnson, M. E. McHenry, and D. P. Clougherty, *Physica C* **183** (1991) 381.
- ² C. Varma, J. Zaanen, and K. Ragavachari, *Science* **254** (1991) 989.
- ³ M. Schlüter, M. Lannoo, M. Needels, G. A. Baraff, and D. Tomanék, *Phys. Rev. Lett.* **68** (1992) 526.
- ⁴ Z. C. Wu, D. A. Jelski, and T. F. George, *Chem. Phys. Lett.* **137** (1987) 291.
- ⁵ F. Negri, G. Orlandi, and F. Zerbetto, *Chem. Phys. Lett.* **144** (1988) 31.
- ⁶ R. E. Stanton and M. D. Newton, *J. Chem. Phys.* **92** (1988) 2141.
- ⁷ D. E. Weeks and W. G. Harter, *J. Chem. Phys.* **90** (1989) 4744.
- ⁸ G. B. Adams, J. B. Page, O. F. Sankey, K. Sinha, J. Menendez, and D. R. Huffman, *Phys. Rev. B* **44** (1991) 4052.
- ⁹ R. A. Jishi, R. M. Mirie, and M. S. Dresselhaus, *Phys. Rev. B* **45** (1992) 13685.
- ¹⁰ R. Haddon, L. E. Brus, and K. Ragavachari, *Chem. Phys. Lett.* **125** (1986) 459.
- ¹¹ H. Lamb, *Proc. Lond. Math. Soc.* **14** (1882) 50.
- ¹² P. W. Fowler and J. Woolrich, *Chem. Phys. Lett.* **127** (1986) 78.
- ¹³ W. E. Pickett, *Solid State Phys.* **48** (1994) 225.
- ¹⁴ P. Zhou, K. Wang, Y. Wang, P. Eklund, M. S. Dresselhaus, G. Dresselhaus, and R. Jishi, *Phys. Rev. B* **46** (1992) 2595.
- ¹⁵ W. Krätschmer, K. Fostiropoulos, and D. R. Huffman, *Chem. Phys. Lett.* **170** (1990) 167.

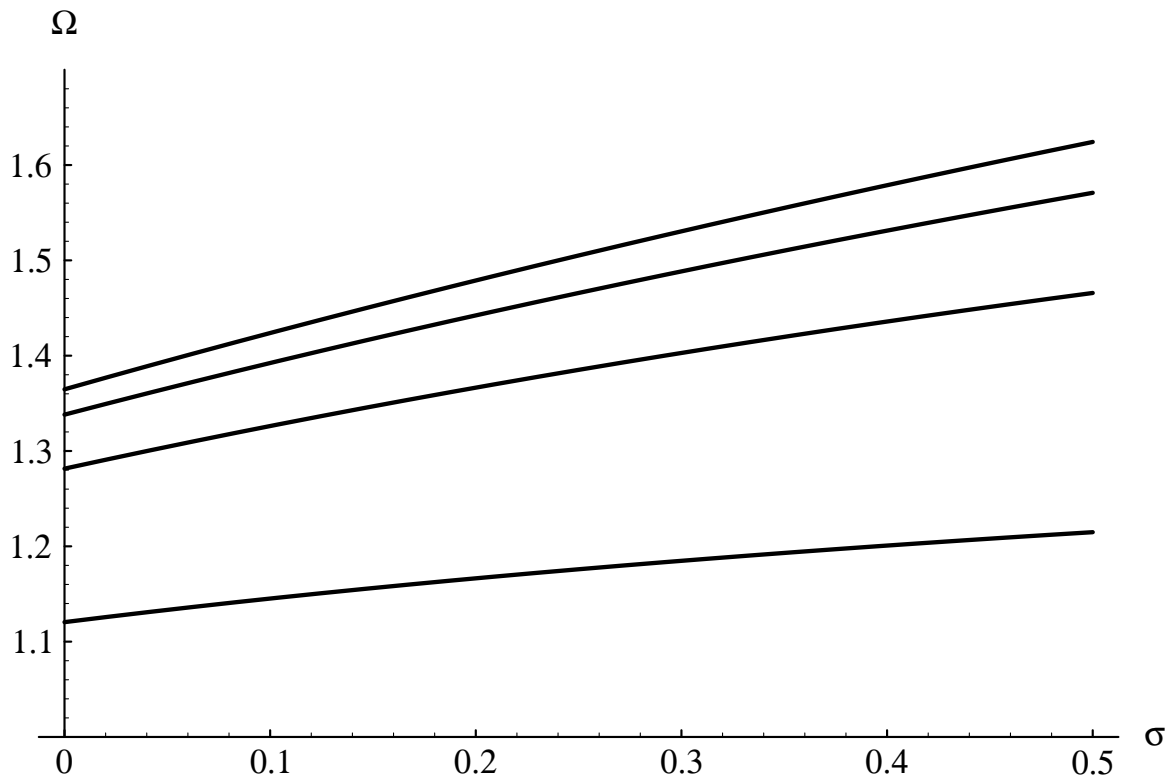


FIG. 1. Lowest frequency mixed modes $M_{\ell-}$ ($\ell = 2, 3,$ and 4) of a thin elastic shell vs Poisson Ratio σ . (Frequencies are in dimensionless units of v_s/R .)

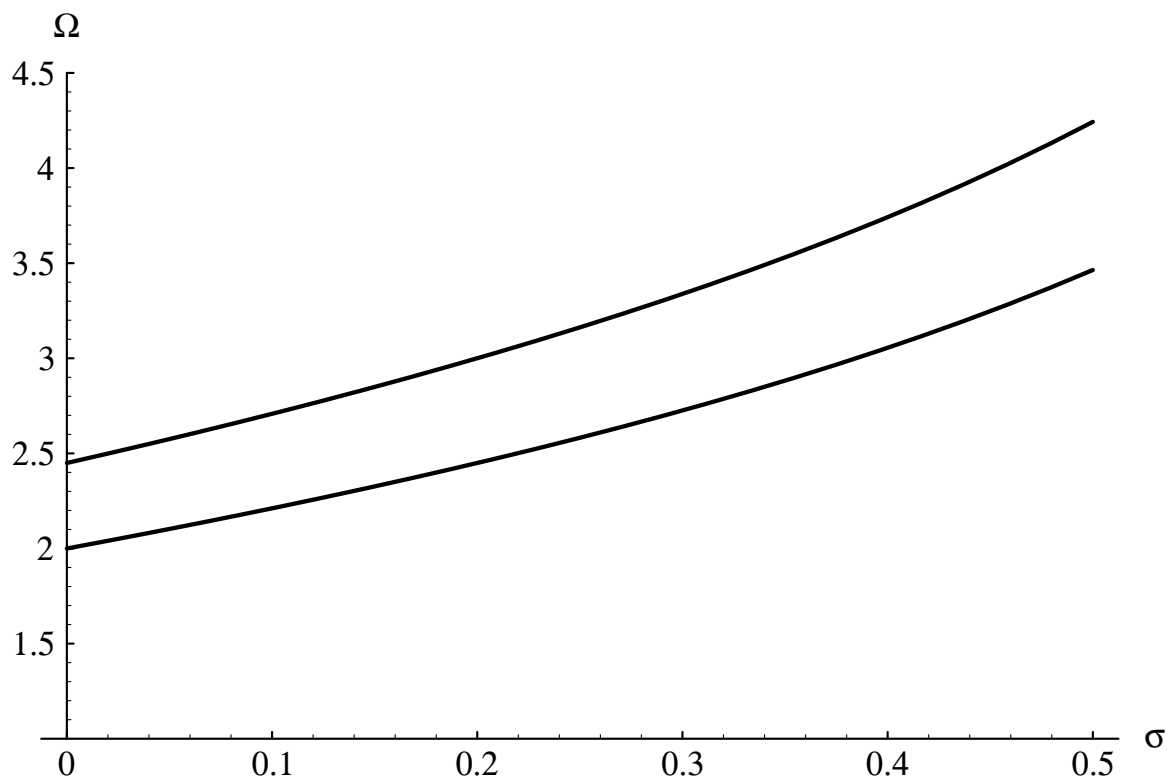


FIG. 2. Frequency of the M_0 and M_1 modes of a thin elastic shell vs Poisson Ratio σ . (Frequencies are in dimensionless units of v_s/R .)

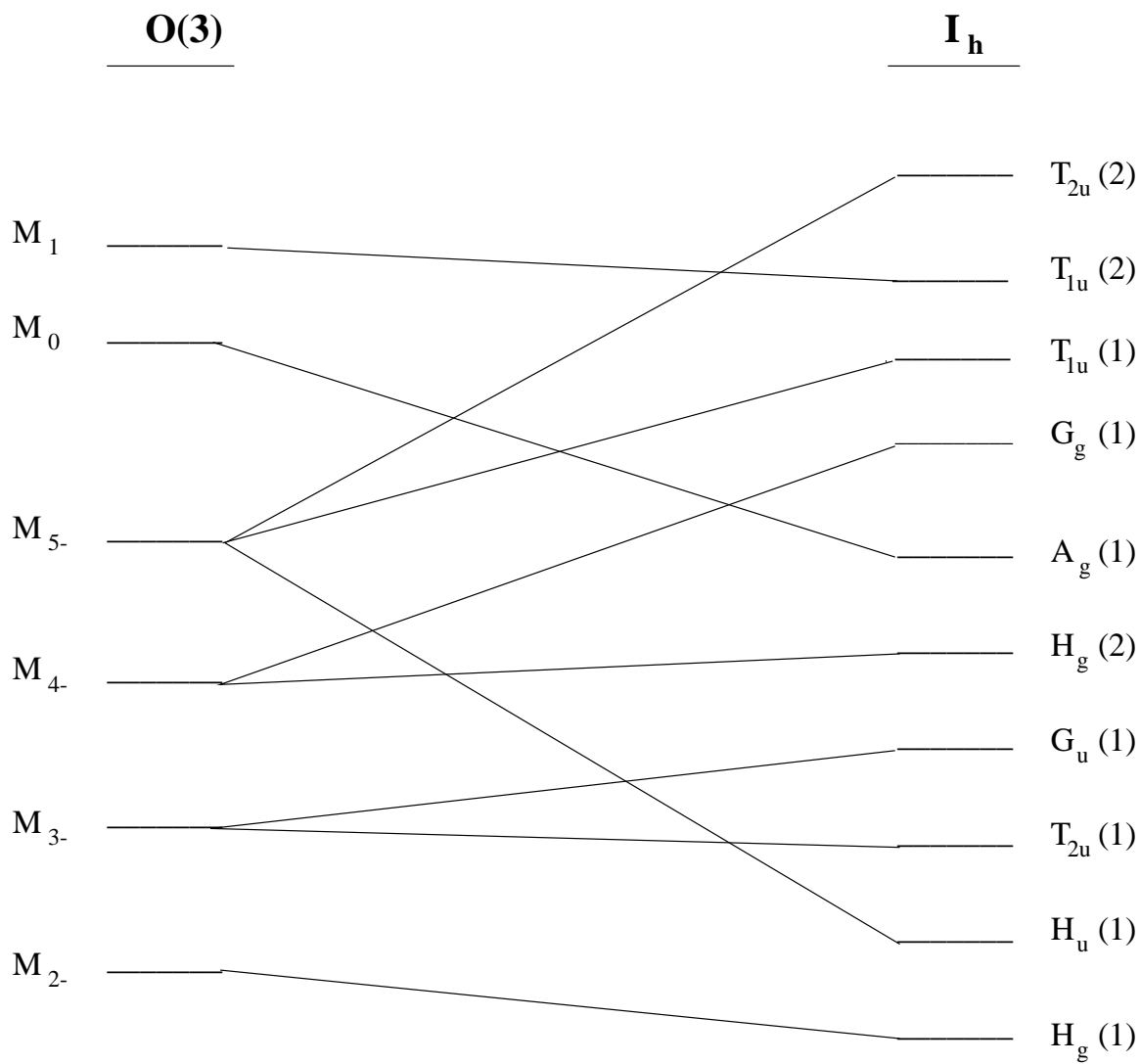


FIG. 3. Correlation diagram of selected low frequency modes of a thin elastic shell with vibrational modes of C₆₀.

TABLE I. Comparison of selected vibrational frequencies of sphere, ω , with the experimental vibrational frequencies C_{60} , ω_{exp} .

Mode	ω	$\omega_{\text{exp}}^{\text{a}}$
M ₀	493*	493
M ₁	577	589
M ₂₋	214	269
M ₃₋	253	367, 385
S ₂	361*	361
S ₃	571	498, 541
S ₄	766	801, 929

^a Refs.^{9,14}

* Fit to experiment