

SOLVING THE QUINTIC BY ITERATION IN THREE DIMENSIONS

SCOTT CRASS

ABSTRACT. The requirement for solving a polynomial is a means of breaking its symmetry, which in the case of the quintic, is that of the symmetric group S_5 . Induced by its five-dimensional linear permutation representation is a three-dimensional projective action. A mapping of complex projective 3-space with this S_5 symmetry can provide the requisite symmetry-breaking tool.

The article describes some of the S_5 geometry in \mathbf{CP}^3 as well as several maps with particularly elegant geometric and dynamical properties. Using a rational map in degree six, it culminates with an explicit algorithm for solving a general quintic. In contrast to the Doyle-McMullen procedure—three 1-dimensional iterations, the present solution employs one 3-dimensional iteration.

1. OVERVIEW

In [Doyle and McMullen 1989], a solution to the quintic takes place in three iterative steps—a *tower* of algorithms each of which involves iteration in one complex dimension. Given almost any quintic p and almost any initial point in \mathbf{C} , the series of algorithms produces a root of p . Their method is geometrically distinguished in that the tower has the S_5 symmetry of the general quintic. Its central feature is a map on the Riemann sphere with icosahedral (\mathcal{A}_5) symmetry.

The present paper describes a solution to a full measure's worth of quintics that runs as a single iteration in three dimensions. That the procedure produces a root for almost any initial point in complex projective 3-space (\mathbf{CP}^3) is conjectural at the moment. At its core is a map on \mathbf{CP}^3 with S_5 symmetry. Motivating this general project is a desire to develop solutions to equations that utilize geometrically elegant dynamical systems.

The work unfolds in three stages: 1) some background geometry, 2) special maps with S_5 symmetry, and 3) a solution to the quintic based on the preceding stages.

Section 2: S_5 geometry. The setting here is \mathbf{CP}^3 upon which the symmetric group S_5 acts. Finding a map with special S_5 geometry requires some familiarity with this action. We will consider some features associated with the maps that emerge in the second stage. Indeed, the discovery of these maps derives from an awareness of the geometric landscape:

- coordinate systems
- the structure of an S_5 -invariant quadric surface
- the structure of certain special orbits of points, lines, planes, and conics.

In addition, the system of S_5 -invariant polynomials plays a fundamental role in the search for maps.

Section 3: Maps with \mathcal{S}_5 symmetry. At this stage, we exploit our geometric understanding to discover empirically several maps with special qualities. Appearing here are families of maps associated with the icosahedron, the dodecahedron, and the complete graph on five vertices. The known features of their geometric and dynamical behavior come under discussion. However, they are not known to possess several desired properties. In light of significant experimental evidence, I leave claims concerning these properties as conjectures.

Section 4: Dynamical solution to the quintic. Following the Doyle-McMullen framework, a special family of quintics corresponds to a *rigid* family \mathcal{E} of \mathcal{S}_5 maps on \mathbf{CP}^3 . ‘Rigidity’ means that each member of \mathcal{E} is conjugate to a single reference map f with elegant geometry and dynamics. The solution is general since almost any quintic p transforms into the special family. Thus, associated with p is a map g that we iterate. Using \mathcal{S}_5 tools, its output—conjecturally, a single \mathcal{S}_5 orbit—provides for an approximate solution to $\{p = 0\}$.

A subsequent paper extends the method to the octic in a way that might generalize to higher degree. [Crass 1999c]

2. \mathcal{S}_5 ACTS ON \mathbf{CP}^3

The permutation action of the \mathcal{S}_5 on \mathbf{C}^5 preserves the hyperplane

$$\mathcal{H}_x = \left\{ \sum_{k=1}^5 x_k = 0 \right\} \simeq \mathbf{C}^4$$

and, thereby, restricts to a faithful four-dimensional irreducible representation. (Since there will be two variables that describe the hyperplane, the subscript x appears here.) This induces an \mathcal{S}_5 action on \mathbf{CP}^3 . Let \mathcal{G}_{120} denote the corresponding subgroup of $\mathrm{PGL}_4\mathbf{C}$.

2.1. Coordinates. For many purposes, the most perspicuous geometric description of \mathcal{G}_{120} employs five coordinates that sum to zero. One advantage is the simple expression of the \mathcal{G}_{120} -duality between points and planes. In general, for a finite action \mathcal{G} whose matrix representatives are unitary, a point a is \mathcal{G} -dual to a hyperplane \mathcal{L} if

$$\mathcal{L} = \{\bar{a} \cdot x = 0\}.$$

Consequently, a and \mathcal{L} have the same stabilizer in \mathcal{G} . By the orthogonal action of \mathcal{S}_5 on \mathbf{C}^4 , a point

$$a = [a_1, a_2, a_3, a_4, a_5]_{\sum a_k=0} \in \mathbf{CP}^3$$

corresponds to the plane

$$\{a \cdot x = 0\} = \left\{ \sum_{k=1}^5 a_k x_k = 0 \right\}.$$

(Square brackets indicate a point in projective space.)

A system of four u -coordinates also describes the hyperplane \mathcal{H}_u . These *hyperplane coordinates* arise from the ‘hermitian’ change of variable

$$u = Hx \quad x = \overline{H^T}u \quad H = \frac{1}{\sqrt{5}} \begin{pmatrix} 1 & \omega_5 & \omega_5^2 & \omega_5^3 & \omega_5^4 \\ 1 & \omega_5^2 & \omega_5^4 & \omega_5 & \omega_5^3 \\ 1 & \omega_5^3 & \omega_5 & \omega_5^4 & \omega_5^2 \\ 1 & \omega_5^4 & \omega_5^3 & \omega_5^2 & \omega_5 \end{pmatrix}$$

where $\omega_5 = e^{2\pi i/5}$ and the choice of scalar factor gives

$$(1) \quad H \overline{H^T} = \begin{pmatrix} 1 & 0 & 0 & 0 \\ 0 & 1 & 0 & 0 \\ 0 & 0 & 1 & 0 \\ 0 & 0 & 0 & 1 \end{pmatrix} \quad \overline{H^T} H = - \begin{pmatrix} -4 & 1 & 1 & 1 & 1 \\ 1 & -4 & 1 & 1 & 1 \\ 1 & 1 & -4 & 1 & 1 \\ 1 & 1 & 1 & -4 & 1 \\ 1 & 1 & 1 & 1 & -4 \end{pmatrix}.$$

2.2. Invariant polynomials. The fundamental result on symmetric functions states that the n elementary symmetric functions of degrees one through n generate the ring of \mathcal{S}_n -invariant polynomials. Since the \mathcal{S}_5 action on \mathbf{CP}^3 occurs where the degree-1 symmetric polynomial vanishes, there are four generating \mathcal{G}_{120} -invariants. By Newton's identities, the power sums

$$F_k(x) = \sum_{\ell=1}^5 x_\ell^k \quad k = 2, \dots, 5$$

also generate the \mathcal{G}_{120} invariants. In hyperplane coordinates, these are

$$\Phi_2(u) = F_2(\overline{H^T}u) = 2(u_1 u_4 + u_2 u_3)$$

$$\Phi_3(u) = \frac{3}{\sqrt{5}} (u_1 u_2^2 + u_1^2 u_3 + u_3^2 u_4 + u_2 u_4^2)$$

$$\Phi_4(u) = \frac{2}{5} (2 u_1^3 u_2 + 3 u_2^2 u_3^2 + 2 u_1 u_3^3 + 2 u_2^3 u_4 + 12 u_1 u_2 u_3 u_4 + 3 u_1^2 u_4^2 + 2 u_3 u_4^3)$$

$$\Phi_5(u) = \frac{1}{5\sqrt{5}} (u_1^5 + u_2^5 + 20 u_1 u_2^3 u_3 + 30 u_1^2 u_2 u_3^2 + u_3^5 + 30 u_1^2 u_2^2 u_4 + 20 u_1^3 u_3 u_4 + 20 u_2 u_3^3 u_4 + 30 u_2^2 u_3 u_4^2 + 30 u_1 u_3^2 u_4^2 + 20 u_1 u_2 u_4^3 + u_4^5).$$

In classical invariant theory, relative invariants result from taking the determinant of 1) the hessian $H(F)$ of an invariant F and 2) the “bordered hessian” $B(F, G)$ of two invariants F and G

$$B(F, G) = \begin{pmatrix} & & & \frac{\partial G}{\partial x_1} \\ & H(F) & & \vdots \\ & & & \frac{\partial G}{\partial x_n} \\ \frac{\partial G}{\partial x_1} & \dots & \frac{\partial G}{\partial x_n} & 0 \end{pmatrix}.$$

A polynomial F is *relatively invariant* if, for all $T \in \mathcal{G}$,

$$F \circ T = \alpha_T F$$

where α is a character on \mathcal{G} .

Proposition 1. *Given $T \in \text{GL}_n(\mathbf{C})$ and invariants F, G ,*

$$\begin{aligned} |H(F(Tx))| &= |T|^{-2} |H(F(x))| \\ |B(F(Tx), G(Tx))| &= |T|^{-2} |B(F(x), G(x))|. \end{aligned}$$

Here, $|\cdot|$ indicates the determinant.

For the permutation action of \mathcal{S}_5 , these give *absolute* invariants—the character is trivial. Thus, each is expressible in terms of the generators Φ_k . The following result will serve a subsequent computational purpose. (Note: Many of this work's results derive from calculation. For this purpose, I used *Mathematica*. I will refer to them as “Facts.”)

Fact 1. With $G_4 = |H(\Phi_3)|$ and $G_5 = |B(\Phi_3, \Phi_2)|$, the “power-sum” invariants of degrees four and five are given by

$$\begin{aligned}\Phi_4 &= \frac{1}{324}(\Phi_2^2 - 5G_4) \\ \Phi_5 &= \frac{1}{864}(720\Phi_2\Phi_3 + G_5).\end{aligned}$$

2.3. Quadric surface. The degree-2 invariant defines an \mathcal{S}_5 -invariant surface in \mathbf{CP}^3

$$\mathcal{Q} = \{\Phi_2 = 0\}.$$

The quadratic form associated with \mathcal{Q} is given by

$$\Phi_2 = 2 \det U \quad \text{with} \quad U = \begin{pmatrix} u_1 & -u_2 \\ u_3 & u_4 \end{pmatrix}.$$

Accordingly, \mathcal{Q} is ruled by two families of lines

$$a^T U = (a_1 \quad a_2) \begin{pmatrix} u_1 & -u_2 \\ u_3 & u_4 \end{pmatrix} = (0 \quad 0) \quad U b = \begin{pmatrix} u_1 & -u_2 \\ u_3 & u_4 \end{pmatrix} \begin{pmatrix} b_1 \\ b_2 \end{pmatrix} = \begin{pmatrix} 0 \\ 0 \end{pmatrix}.$$

Alternatively, the “ a -ruling” is defined by

$$U^T a = 0.$$

Each ruling forms a projective line \mathbf{CP}_a^1 , \mathbf{CP}_b^1 respectively.

Given a point $u = [u_1, u_2, u_3, u_4]$ on \mathcal{Q} , the matrices U and U^T each have rank one. Thus, distinct lines in \mathbf{CP}_a^1 (or \mathbf{CP}_b^1) are skew while exactly one a -line and one b -line intersect at u . This gives the quadric a $\mathbf{CP}_a^1 \times \mathbf{CP}_b^1$ structure. (See [Hodge and Pedoe 1968], Ch. XIII: Quadrics.)

Furthermore, as a set, each ruling has an \mathcal{A}_5 stabilizer \mathcal{G}_{60} and, hence, \mathbf{CP}_a^1 and \mathbf{CP}_b^1 have icosahedral geometry. The “odd” elements $\mathcal{G}_{120} - \mathcal{G}_{60}$ exchange the a -ruling with the b -ruling.

2.4. Special orbits. The 3-dimensional \mathcal{S}_5 action comes in both real and complex versions. This means that, in the standard x coordinates, \mathcal{G}_{120} acts on \mathcal{R} —the \mathbf{RP}^3 of points with real components. Table 1 in APPENDIX A enumerates some special orbits contained in \mathcal{R} while Table 2 describes elements of \mathcal{Q} that are fixed by members of \mathcal{G}_{120} . For ease of expression, I will refer to special points (or lines, planes, etc.) in terms of the orbit size: “20-points” (10-lines, 5-planes). Also, these points get a symbolic description in reference to orbit size (superscript) and coordinate expression (subscript).

Corresponding to each special point a is the plane $\{a \cdot x = 0\}$. In the case of the 10-points

$$[1, -1, 0, 0, 0], \dots, [0, 0, 0, 1, -1],$$

there are 10-planes

$$\{x_1 = x_2\}, \dots, \{x_4 = x_5\}$$

that are pointwise fixed by the involutions

$$x_1 \leftrightarrow x_2, \dots, x_4 \leftrightarrow x_5.$$

These ten transpositions generate \mathcal{G}_{120} making it the projective image of a *real or complex reflection group*. (See [Shephard and Todd 1954].)

Another noteworthy orbit is that of the five \mathcal{S}_4 -stable coordinate planes

$$\mathcal{L}_{5_i}^2 = \{x_i = 0\} \quad i = 1, \dots, 5$$

as well as the five octahedral conics

$$\mathcal{Q}_i^1 = \mathcal{Q} \cap \mathcal{L}_{5_i}^2.$$

Some data for special two-dimensional orbits appear in Table 3. I describe these sets in terms of dimension (superscript), orbit-size (subscript), and coordinate expression (sub-subscript).

Finally, a number of special lines appear as intersections of the 5-planes and 10-planes. Table 4 summarizes the situation.

2.5. Configurations. Some of the geometry that will have dynamical significance shows up in various collections of lines. First, the 10-lines

$$\mathcal{M}_{10_{ijk}}^1 = \mathcal{L}_{10_{ij}}^2 \cap \mathcal{L}_{10_{ik}}^2 \cap \mathcal{L}_{10_{jk}}^2$$

form a complete graph on the 5-points. Figure 1 illustrates this in two ways. The pentagon-pentagram figure displays a 5-fold symmetry while the double pyramid exhibits the \mathcal{D}_3 structure of a single 10-line. (The illustration suppresses the ‘10’ subscript.)

The intersections of “complementary” pairs of 10-planes yield an orbit of 15-lines

$$\mathcal{L}_{15_{ij,k\ell}}^1 = \mathcal{L}_{10_{ij}}^2 \cap \mathcal{L}_{10_{k\ell}}^2 \quad \{i, j\} \cap \{k, \ell\} = \emptyset.$$

This forms a graph on 15 vertices—the 5-points and 10-points $p_{ij_2}^{10}$.

- At a 5-point p_i^5 , there are three 15-lines

$$\mathcal{L}_{15_{jk,\ell m}}^1, \mathcal{L}_{15_{j\ell,km}}^1, \mathcal{L}_{15_{jm,k\ell}}^1 \quad i \neq j, k, \ell, m.$$

- On a 15-line $\mathcal{L}_{15_{jk,\ell m}}^1$, there is one 5-point p_i^5 where $i \neq j, k, \ell, m$.
- At a 10-point $p_{ij_2}^{10}$, there are three 15-lines

$$\mathcal{L}_{15_{ij,k\ell}}^1, \mathcal{L}_{15_{ij,km}}^1, \mathcal{L}_{15_{ij,\ell m}}^1.$$

- On a 15-line $\mathcal{L}_{15_{ij,k\ell}}^1$ there are two 10-points $p_{ij_2}^{10}, p_{k\ell_2}^{10}$.

Within each of the icosahedral rulings on \mathcal{Q} there are three special line-orbits. These correspond to the 12 vertices, 20 face-centers, and 30 edge-midpoints of the icosahedron. Intersections of lines between rulings give special point structures.

- Two 20-line \mathcal{G}_{60} -orbits form ten “quadrilaterals” at two pairs of 20-points. (See Figure 2.)
- Two 12-line \mathcal{G}_{60} -orbits form six quadrilaterals at 24-points.
- Two 30-line \mathcal{G}_{60} -orbits form 15 quadrilaterals at two pairs of 30-points.

Since $\mathcal{G}_{120} - \mathcal{G}_{60}$, exchanges the orbits in \mathbf{CP}_a^1 with those in \mathbf{CP}_b^1 , these give overall line-orbits of sizes 40, 24, and 60.

3. EQUIVARIANT MAPS

The primary tool to be used in solving the general quintic is a rational map

$$f : \mathbf{CP}^3 \longrightarrow \mathbf{CP}^3$$

with \mathcal{S}_5 symmetry. In algebraic terms, this means that

$$f \circ T = T \circ f \quad \text{for all } T \in \mathcal{G}_{120}.$$

Furthermore, such an *equivariant* map (or simply *equivariant*) should have *reliable dynamics*: its attractor

- 1) is a *single* \mathcal{G}_{120} orbit

- 2) has a corresponding basin with full measure in \mathbf{CP}^3
 2') alternatively, has a corresponding basin that is dense in \mathbf{CP}^3 .

Recall that a point a in a space X is *attracting* when, for all x in some neighborhood of a ,

$$f^k(x) \longrightarrow a.$$

A point s is *superattracting in a direction* L if the derivative $f'(s)$ has a zero eigenvalue in the L direction. The *basin of attraction* B_a of a is the set of all points attracted to a ;

$$B_a = \{x \in X : f^k(x) \longrightarrow a\}.$$

Also, the *attractor* of f is the set of all attracting points.

3.1. Basic maps. A finite group action \mathcal{G} on \mathbf{C}^n induces an action on the associated exterior algebra. Moreover, \mathcal{G} -invariant $(n-1)$ -forms correspond to \mathcal{G} -equivariant maps. [Crass forthcoming] Briefly, let

$$dZ^I = (-1)^{\sigma_I} dz_{i_1} \wedge \cdots \wedge dz_{i_{n-1}}$$

where I is the ordered set

$$\{i_1, \dots, i_{n-1}\} \quad i_1 < \cdots < i_{n-1},$$

\hat{I} is the single index in $\{1, \dots, n\} - I$, and σ_I is the sign of the permutation

$$\begin{pmatrix} 1 & 2 & \cdots & n \\ \hat{I} & i_1 & \cdots & i_{n-1} \end{pmatrix}.$$

If

$$\phi(z) = \sum_{\hat{I}=1}^n f_{\hat{I}}(z) dz^I$$

is a \mathcal{G} -invariant $(n-1)$ -form, then the map

$$f(z) = (f_1(z), \dots, f_n(z))$$

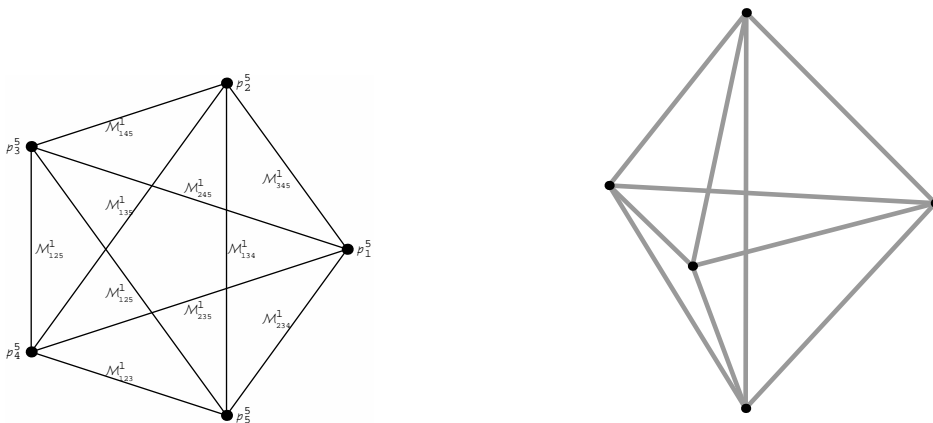


FIGURE 1. Configuration of 10-lines and 5-points

is *relatively* \mathcal{G} -equivariant (a multiplicative character appears under the action of \mathcal{G} on f).

For a reflection group, the number of generating 0-forms (i.e., polynomials) is the dimension of the action. [Shephard and Todd 1954, p. 282] From a result in complex reflection groups, this is also the number of generating 1-forms and $(n - 1)$ -forms. [Orlik and Terao 1992, p. 232] Indeed, the 1-forms are exterior derivatives of the 0-forms while the $(n - 1)$ -forms are wedge products of 1-forms.

Proposition 2. *With $X_i^k = -4x_i^k + \sum_{j \neq i} x_j^k$, the four maps*

$$f_k(x) = [X_1^k, X_2^k, X_3^k, X_4^k, X_5^k] \quad k = 1, \dots, 4$$

generate the module of \mathcal{G}_{120} equivariants over the ring of \mathcal{G}_{120} -invariants.

These maps are projections onto the hyperplane \mathcal{H}_x along $[1, 1, 1, 1, 1]$ of the power maps

$$[x_1^k, x_2^k, x_3^k, x_4^k, x_5^k].$$

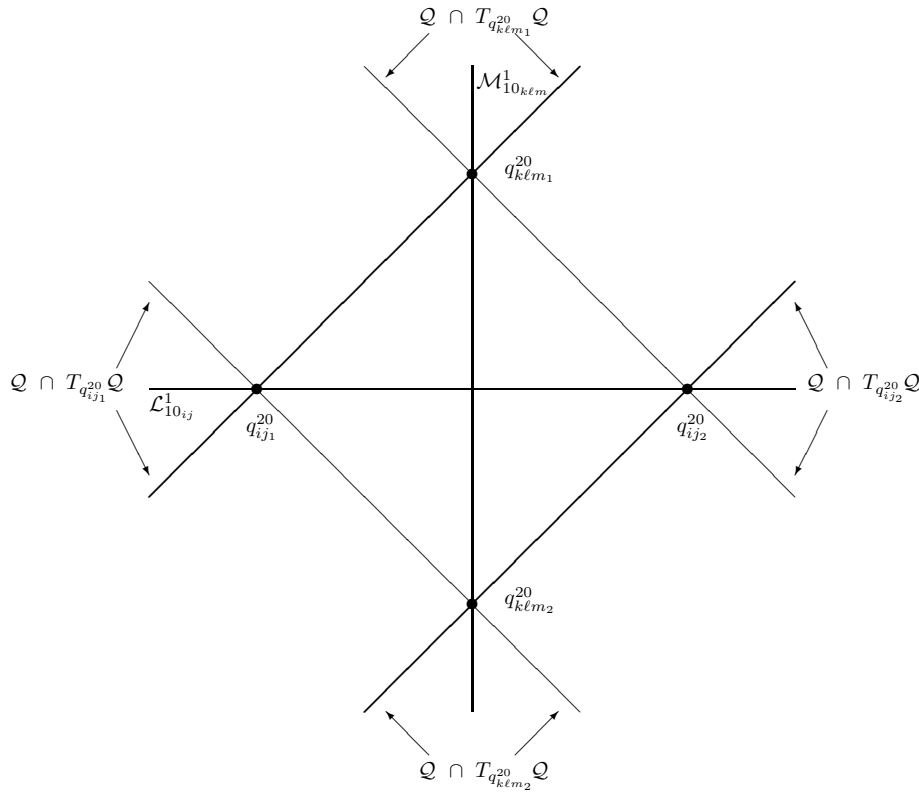


FIGURE 2. Configuration of 40-lines and 20-points on \mathcal{Q} . At a 20-point $q_{ij_+}^{20}$ or $q_{ij_k-}^{20}$ there are two 40-lines—one in each ruling on the quadric. This pair of lines is the intersection of \mathcal{Q} with the tangent plane to \mathcal{Q} at the respective 20-point. Also indicated are the 10-lines determined by a pair of antipodal 20-points.

Proposition 3. *Under an orthogonal action an invariant $F(x)$ gives rise to an equivariant $f(x)$ by means of a formal gradient*

$$f(x) = \nabla_x F(x) = \left[\frac{\partial F}{\partial x_1}(x), \dots, \frac{\partial F}{\partial x_n}(x) \right].$$

Proof. For a homogeneous polynomial $F(x)$ of degree m , the Euler identity gives

$$m F(x) = \nabla_x F(x)^T x = \nabla_x F(x) \cdot x = f(x) \cdot x.$$

Invariance of F yields

$$m F(x) = m F(Ax) = \nabla_x F(Ax)^T Ax.$$

Using an auxiliary variable y ,

$$\nabla_x F(Ax) = A^T \nabla_y F(y)|_{y=Ax} = A^T f(y) = A^T f(Ax).$$

By orthogonality of A ,

$$m F(x) = A^{-1} f(Ax) \cdot x.$$

Equating expressions for $m F(x)$ reveals equivariance:

$$A^{-1} f(Ax) = f(x).$$

□

Note that the \mathcal{S}_5 -equivariant $f_k(x)$ is *not* equal to $\nabla_x F_{k+1}(x)$, but is a multiple of

$$\nabla F_{k+1}(x)|_{x_i^k = X_i^k}.$$

While this may be a source of confusion, it does not cause problems, since we are working on the hyperplane \mathcal{H}_x . When using hyperplane coordinates on \mathcal{H}_u , the discrepancy disappears.

A map on \mathcal{H}_x produces

$$\phi(u) = H f(\overline{H^T u})$$

on \mathcal{H}_u . Expressing the generating u -equivariants

$$\phi_k(u) = H f_k(\overline{H^T u})$$

in terms of the basic u -invariants $\Phi_k(u)$ will be useful.

Definition 1. Let

$$R = \begin{pmatrix} 0 & 0 & 0 & 1 \\ 0 & 0 & 1 & 0 \\ 0 & 1 & 0 & 0 \\ 1 & 0 & 0 & 0 \end{pmatrix} \quad \text{and} \quad \nabla_u^r F(u) = R \nabla_u F(u)$$

represent the *reversed identity* and *reversed gradient*.

Proposition 4. *In \mathcal{H}_u coordinates, the map $\phi(u) = H f(\overline{H^T u})$ is given by*

$$\phi(u) = \nabla_u^r \Phi(u)$$

where $\Phi(u) = F(\overline{H^T u}) = F(x)$.

Proof. For the change of variable $u = Hx$ and $x = \overline{H^T}u$, the chain rule yields

$$f(x) = \nabla_x F(x) = \nabla_x \Phi(u) = H^T \nabla_u \Phi(u).$$

Since $HH^T = R$,

$$\begin{aligned} Hf(x) &= HH^T \nabla_u \Phi(u) \\ Hf(\overline{H^T}u) &= R \nabla_u \Phi(u) \\ \phi(u) &= \nabla_u^r \Phi(u). \end{aligned}$$

□

Thus, the basic maps in u are

$$\phi_k(u) = -\frac{5}{k+1} \nabla_u^r \Phi_{k+1}(u).$$

Explicitly,

$$\begin{aligned} \phi_1(u) &= 2 [u_1, u_2, u_3, u_4] \\ \phi_2(u) &= \frac{3}{\sqrt{5}} [u_3^2 + 2u_2 u_4, u_1^2 + 2u_3 u_4, 2u_1 u_2 + u_4^2, u_2^2 + 2u_1 u_3] \\ \phi_3(u) &= \frac{4}{5} [u_2^3 + 6u_1 u_2 u_3 + 3u_1^2 u_4 + 3u_3 u_4^2, 3u_2^2 u_3 + 3u_1 u_3^2 + 6u_1 u_2 u_4 + u_4^3, \\ &\quad u_1^3 + 3u_2 u_3^2 + 3u_2^2 u_4 + 6u_1 u_3 u_4, 3u_1^2 u_2 + u_3^3 + 6u_2 u_3 u_4 + 3u_1 u_4^2] \\ \phi_4(u) &= \frac{6}{\sqrt{5}} [4u_1^2 u_2^2 + 4u_1^3 u_3 + 4u_2 u_3^3 + 12u_2^2 u_3 u_4 + 12u_1 u_3^2 u_4 + 12u_1 u_2 u_4^2 + u_4^4, \\ &\quad 4u_1 u_2^3 + 12u_1^2 u_2 u_3 + u_3^4 + 4u_1^3 u_4 + 12u_2 u_3^2 u_4 + 6u_2^2 u_4^2 + 12u_1 u_3 u_4^2, \\ &\quad u_2^4 + 12u_1 u_2^2 u_3 + 6u_1^2 u_3^2 + 12u_1^2 u_2 u_4 + 4u_3^3 u_4 + 12u_2 u_3 u_4^2 + 4u_1 u_4^3, \\ &\quad u_1^4 + 4u_2^3 u_3 + 12u_1 u_2 u_3^2 + 12u_1 u_2^2 u_4 + 12u_1^2 u_3 u_4 + 6u_3^2 u_4^2 + 4u_2 u_4^3]. \end{aligned}$$

3.2. A fixed point property. For a \mathcal{G}_{120} -equivariant f and a point a that an element $T \in \mathcal{G}_{120}$ fixes,

$$Tf(a) = f(Ta) = f(a).$$

Hence, equivariants preserve fixed points of a group element.

Being pointwise fixed by the involution

$$x_i \longleftrightarrow x_j,$$

a 10-plane

$$\mathcal{L}_{10_{ij}}^2 = \{x_i - x_j = 0\}$$

either maps to itself or collapses to its companion 10-point

$$p_{ij_1}^{10} = [\dots 0 \dots, \overbrace{1}^i, \dots 0 \dots, \overbrace{-1}^j, \dots 0 \dots] \notin \mathcal{L}_{10_{ij}}^2.$$

In the former generic case, the map preserves the 10-line and 15-line orbits $\mathcal{M}_{10_{ij}}^1$ and $\mathcal{L}_{15_{ij,kl}}^1$ that are intersections of 10-planes.

3.3. Families of equivariants. The \mathcal{G}_{120} equivariants form a module over the \mathcal{G}_{120} invariants for which degree provides a grading. This means that for an invariant F_ℓ and equivariant g_m of degrees ℓ and m , the product

$$F_\ell \cdot g_m$$

is an equivariant of degree $\ell + m$. When looking for a map in a certain degree k with special geometric or dynamical properties, my approach is to express the entire family of “ k -maps” and by manipulation of parameters, locate a subfamily with the desired behavior.

3.4. Quadric-preserving maps. The rich geometry of the quadric \mathcal{Q} provides an intriguing setting for dynamical exploration. Are there \mathcal{S}_5 -symmetric maps that send \mathcal{Q} to itself? If so, how do they behave on and off \mathcal{Q} ? I will describe discoveries of two species of such maps: one associated with the icosahedron and the other with the octahedron.

Maps that preserve icosahedral rulings. Were a \mathcal{G}_{120} -equivariant to preserve the \mathcal{A}_5 rulings on \mathcal{Q} , its restriction to either ruling \mathbf{CP}_a^1 or \mathbf{CP}_b^1 would express itself in terms of the basic equivariants under the one-dimensional icosahedral action. Such maps occur in degrees 11, 19, and 29. [Doyle and McMullen 1989, p. 166] Consequently, the 20-parameter family of 11-maps comes under scrutiny:

$$\begin{aligned} f_{11} = & (\alpha_1 F_2^5 + \alpha_2 F_2^2 F_3^2 + \alpha_3 F_2^3 F_4 + \alpha_4 F_3^2 F_4 + \alpha_5 F_2 F_4^2 + \alpha_6 F_2 F_3 F_5 + \alpha_7 F_5^2) f_1 \\ & + (\alpha_8 F_2^3 F_3 + \alpha_9 F_3^3 + \alpha_{10} F_2 F_3 F_4 + \alpha_{11} F_2^2 F_5 + \alpha_{12} F_4 F_5) f_2 \\ & + (\alpha_{13} F_2^4 + \alpha_{14} F_2 F_3^2 + \alpha_{15} F_2^2 F_4 + \alpha_{16} F_4^2 + \alpha_{17} F_3 F_5) f_3 \\ & + (\alpha_{18} F_2^2 F_3 + \alpha_{19} F_3 F_4 + \alpha_{20} F_2 F_5) f_4. \end{aligned}$$

From the geometric description of the icosahedral 11-map on \mathbf{CP}_a^1 or \mathbf{CP}_b^1 ([Doyle and McMullen 1989, p. 163]), a ruling-preserving 11-map would exchange antipodal pairs of 20-lines $\{\mathcal{L}_{20_1}^a, \mathcal{L}_{20_2}^a\}$ or $\{\mathcal{L}_{20_1}^b, \mathcal{L}_{20_2}^b\}$ and 30-lines while fixing 12-lines. (Recall that these are \mathcal{G}_{60} orbits.) Imposed on the configurations described in Section 2.5, these conditions require analogous behavior at the associated points:

$$\begin{array}{ll} q_{ij_1}^{20} \longleftrightarrow q_{ij_2}^{20} & q_{ijk_1}^{20} \longleftrightarrow q_{ijk_2}^{20} \\ q_{ijkl}^{24} \longrightarrow q_{ijkl}^{24} & \\ q_{i,jk_1}^{30} \longleftrightarrow q_{i,jk_2}^{30} & q_{ij,k\ell_1}^{30} \longleftrightarrow q_{ij,k\ell_2}^{30}. \end{array}$$

The specified action occurs automatically for $q_{ij_-}^{20}$, q_{ijkl}^{24} , and q_{i,jk_-}^{30} . After solving two linear equations associated with the remaining two conditions

$$f_{11}(q_{ijk_1}^{20}) = q_{ijk_2}^{20} \quad f_{11}(q_{ij,k\ell_1}^{30}) = q_{ij,k\ell_2}^{30}$$

as well as four linear equations

$$f_{11}(\mathcal{L}_{20_1}^a) = \mathcal{L}_{20_2}^a$$

that arrange for the exchange of an antipodal pair of 20-lines in either ruling we obtain a 13-parameter family of ruling-preserving maps

$$\begin{aligned}
g_{11} = & 4 \left(16 \alpha_1 F_2^5 + 16 \alpha_2 F_2^2 F_3^2 + 16 \alpha_3 F_2^3 F_4 + 67 F_3^2 F_4 \right. \\
& + 16 \alpha_5 F_2 F_4^2 + 16 \alpha_6 F_2 F_3 F_5 + 45 F_5^2 \left. \right) f_1 \\
& + 4 \left(16 \alpha_8 F_2^3 F_3 + 16 F_3^3 + 16 \alpha_{10} F_2 F_3 F_4 + 16 \alpha_{11} F_2^2 F_5 - 135 F_4 F_5 \right) f_2 \\
& + \left(64 \alpha_{13} F_2^4 + 64 \alpha_{14} F_2 F_3^2 + 64 \alpha_{15} F_2^2 F_4 + 405 F_4^2 - 720 F_3 F_5 \right) f_3 \\
& + 4 \left(16 \alpha_{18} F_2^2 F_3 - 225 F_3 F_4 + 16 \alpha_{20} F_2 F_5 \right) f_4.
\end{aligned}$$

When restricted to the ruling \mathbf{CP}_a^1 and expressed in the homogeneous *ruling coordinates* $[a_1, a_2]$, the map has the elegant appearance

$$g_{11}|_{\mathbf{CP}_a^1} : [a_1, a_2] \longrightarrow [a_1 (-a_1^{10} + 66 a_1^5 a_2^5 + 11 a_2^{10}), a_2 (11 a_1^{10} - 66 a_1^5 a_2^5 - a_2^{10})].$$

Of course, the same form appears for the b -ruling.

Restricted to a ruling, the dynamics of each g_{11} is completely understood. The 20-lines are period-2 and the only elements of the critical set. (Recall that 20-lines in \mathcal{Q} are dodecahedral vertices in \mathbf{CP}_a^1 or \mathbf{CP}_b^1 .) This implies that almost every line in the ruling belongs to the basin of one of the ten pairs of the superattracting set. (See [Doyle and McMullen 1989, p. pp. 166-167] and Figure 3 in APPENDIX C.) Thus, for almost every point q_0 on \mathcal{Q} , there is an “antipodal” pair of intersections *between* 20-lines in each ruling toward which g_{11} attracts the trajectory:

$$g_{11}^n(q_0) \longrightarrow \{\mathcal{L}_{20_1}^a \cap \mathcal{L}_{20_i}^b, \mathcal{L}_{20_2}^a \cap \mathcal{L}_{20_j}^b\} \quad \{i, j\} = \{1, 2\}.$$

As a result, the global behavior of each g_{11} depends on its dynamics off \mathcal{Q} . Should the quadric attract or repel? If \mathcal{Q} were attracting, then the 400 intersections of 20-lines would attract in all directions. One way to arrange for this is to force these points to be critical in the off-quadric direction. However, this situation does not conform to the model of *reliable* dynamics. The attractor would not be a single \mathcal{G}_{120} orbit of points, though it might be the set of intersections of a single line-orbit. I have not explored the case of a repelling quadric.

Interestingly, the quadric resists criticality. Computation reveals that no member of g_{11} is critical on all of \mathcal{Q} . Is there a geometric reason for this? The next example reveals that this is not a universal trait of quadric-preserving maps.

An octahedral map. Since the orbit of five planes $\mathcal{L}_{5_k}^2$ has fundamental geometric significance, a map that preserves these sets might exhibit interesting dynamics. Arranging for this spends four of the twenty parameters of the family f_{11} .

The intersection of a 5-plane $\mathcal{L}_{5_k}^2$ and \mathcal{Q} is a conic \mathcal{Q}_k^1 with \mathcal{S}_4 symmetry and, thereby, octahedral structure. One of the special equivariants for the octahedral action on \mathbf{CP}^1 is a 5-map that attracts almost every point to the eight face-centers—vertices of the dual cube. Geometrically, the map stretches each face F of the cube symmetrically over the five faces in the complement of the face antipodal to F . As a face stretches, it makes a half-turn so that the vertices land on their antipodes. This makes each vertex critical and period-2; locally, the map is squaring. Since these are the only critical points, their basins have full measure. (See [Doyle and McMullen 1989, p. 156] and Figure 4 in APPENDIX C.) Under \mathcal{G}_{120} , antipodal pairs of octahedral face-centers are the 20-points $q_{ij_1}^{20}, q_{ij_2}^{20}$.

The idea is to look for a reliable map with the 20-points as its only attractor. In degree five there are too few parameters for the purpose. However, the 11-maps

provide enough freedom to arrange for elegant geometry. The goal demands that the desired map h_{11} preserve the 5-conics \mathcal{Q}_k^1 and then decay to the octahedral 5-map there. One way to realize this is to self-map the quadric \mathcal{Q} . This takes six of the remaining 16 parameters the expenditure of one of which assures that the 20-points do not blow up.

Intriguingly, when any member g_{11} of the resulting 10-parameter family restricts to \mathcal{Q} , it decays into a 5-map

$$g_{11}|_{\mathcal{Q}} = -\frac{1}{2} F_3^2 (2 F_3 f_2 - F_4 f_1)|_{\mathcal{Q}}.$$

This decadence occurs unexpectedly, since most octahedral 11-maps exchange pairs of face-centers and are non-degenerate. When restricted to an “affine” part of the quadric

$$\mathcal{Q} \cap \{u_1 \neq 0\},$$

the maps have the simple form

$$g_{11}|_{\mathcal{Q} \cap \{u_1 \neq 0\}} : (x, y) \longrightarrow \left(\frac{x^2 + 3y - 2xy^3}{2x + 3x^2y^2 - y^3}, \frac{3x^2 + 2y + x^3y^2}{1 + 2x^3y - 3xy^2} \right).$$

Is there a geometric description of the restricted map?

Every member of the g_{11} family preserves the \mathcal{S}_3 -symmetric conic

$$\mathcal{Q} \cap \mathcal{L}_{10ij}^2$$

each of which contains a pair of 20-points $q_{ij1}^{20}, q_{ij2}^{20}$. In coordinates where these points are 0 and ∞ ,

$$g_{11}|_{\mathcal{Q} \cap \mathcal{L}_{10ij}^2} : z \longrightarrow \frac{7\sqrt{5}z^3 + 5i}{z^2(5iz^3 + 7\sqrt{5})}.$$

Of course, the period-2 points 0 and ∞ are critical. By experiment, the remaining six critical points belong to their superattracting basin. Such circumstances force almost every point on a conic to belong to the basin.

Octahedral 11-maps generically exchange antipodal pairs of vertices. Such a pair corresponds to the 30-points $q_{i,jk_1}^{30}, q_{i,jk_2}^{30}$. As a degenerate member of the family, the 5-map fixes these points. These conditions require each g_{11} to blow up the 30-points. Also blowing up are the 24-points.

Now the issue is behavior off \mathcal{Q} . Since the desired attractor lies on \mathcal{Q} and the dynamics there appears to be reliable, a map for which the quadric is itself attracting comes to mind. Because octahedral face-centers are superattracting on the respective conics, each g_{11} is critical at the associated 20-points. The maps are also critical at the blown-up points. Arranging for critical behavior at the three quadric orbits consisting of the non-octahedral 20-points, 30-points and the octahedral 60-points costs three parameters. The result is a seven parameter family of 11-maps for which the entire quadric is critical and each octahedral 20-point is superattracting in three directions.

Each of the 10-lines \mathcal{L}_{10ij}^1 contains a pair of antipodal 20-points. A map that

- 1) preserves these lines,
- 2) attracts almost every point on the line to the 20-points, and
- 3) is critical in the directions *off* the line

would act as a “superattracting pipe” to the quadric. Expenditure of four of the remaining seven parameters purchases a map with these properties. Indeed, when restricted to each $\mathcal{L}_{10_{ij}}^1$, the map is

$$z \longrightarrow -\frac{1}{z^2}$$

with the pair of 20-points at 0 and ∞ .

The final three parameters allow for a map h_{11} with a non-attracting pipe to \mathcal{Q} at the 10-lines $\mathcal{M}_{10_{ijk}}^1$:

$$\begin{aligned} h_{11} = & (-21 F_2^5 + 56 F_2^2 F_3^2 + 66 F_2^3 F_4 + 48 F_3^2 F_4 - 48 F_2 F_4^2 - 96 F_2 F_3 F_5) f_1 \\ & - 24 (4 F_3^3 - 9 F_2 F_3 F_4 + 3 F_2^2 F_5) f_2 + 12 (5 F_2^4 + 8 F_2 F_3^2 - 10 F_2^2 F_4) f_3 \\ & - 96 F_2^2 F_3 f_4. \end{aligned}$$

Such a line contains the pairs of 20-points $q_{ij k_1}^{20}, q_{ij k_2}^{20}$. In coordinates where these points are 0 and ∞ , the restriction of h_{11} to $\mathcal{M}_{10_{ijk}}^1$ is

$$z \longrightarrow -\frac{1}{z^2}.$$

On \mathcal{Q} these 20-points are repelling. Indeed, they belong to the conics

$$\mathcal{Q} \cap \mathcal{L}_{10_{ij}}^2, \mathcal{Q} \cap \mathcal{L}_{10_{ik}}^2, \mathcal{Q} \cap \mathcal{L}_{10_{jk}}^2$$

on which the basins of the pair of 20-points $q_{ij-}^{20}, q_{ik-}^{20}, q_{jk-}^{20}$ have full measure. Experiment reveals that nearby points belong to the basins of the other 20-point orbit.

Due to its geometry, h_{11} preserves the various \mathbf{CP}^1 intersections of 5-planes and 10-planes. The two such lines not yet considered are the 15-lines $\mathcal{L}_{15_{ij,kl}}^1$ and the 30-lines $\mathcal{L}_{30_{i,jk}}^1$. In “symmetrical” coordinates where the intersections with \mathcal{Q} are at 0 and ∞ , the restricted maps are:

$$\begin{aligned} h_{11}|_{\mathcal{L}_{15_{ij,kl}}^1} : z &\longrightarrow \frac{19 z^2 - 9}{z^2(9 z^2 - 19)} \\ h_{11}|_{\mathcal{L}_{30_{i,jk}}^1} : z &\longrightarrow -\frac{11 z^2 + 9}{z^2(9 z^2 + 11)}. \end{aligned}$$

In the former case, the map has attracting fixed points at the pair of 10-points $p_{ij_2}^{10}, p_{k\ell_2}^{10}$ and a period-2 superattractor at $q_{ij,kl_1}^{30}, q_{ij,kl_2}^{30}$. Overall, these are saddle points where the map repels off the line. A similar state of affairs occurs on the 30-lines. Here, the pair of attracting fixed points is $p_{i,jkl}^{20}, p_{i,jkm}^{20}$ and the period-2 superattractor is at $q_{i,jk_1}^{60}, q_{i,jk_2}^{60}$. Once again, at these points h_{11} is repelling off the line. Dynamical experiments on the respective lines show that these points attract all six critical points. Thereby, the associated basins have full measure *on* the lines. Basin portraits for these restrictions appear in Figures 5 and 6. Since almost every point on these these lines is in the basin of an overall saddle point, the lines themselves behave as saddles and, thereby, are measure-zero pieces of the Julia set $J_{h_{11}}$.

Since the pair of 15-lines $\mathcal{L}_{15_{ij,kl}}^1$ and $\mathcal{M}_{15_{ij,kl}}^1$ are pointwise fixed by the involution

$$x_i \longleftrightarrow x_j, \quad x_k \longleftrightarrow x_\ell,$$

a \mathcal{G}_{120} -equivariant that does not smash down $\mathcal{L}_{10_{ij}}^2$ permutes these lines as sets.

Fact 2. Under h_{11} , $\mathcal{M}_{15_{ij,k\ell}}^1$ maps to itself. With the pair of 30-points q_{m,ij_1}^{30} , q_{m,ij_2}^{30} at 0 and ∞ ,

$$h_{11}|_{\mathcal{M}_{15_{ij,k\ell}}^1} : z \longrightarrow \frac{z(z^2 + 6)}{6z^2 + 1}.$$

This map has non-critical, attracting fixed points at $p_{ij_1}^{10}$, $p_{k\ell_1}^{10}$. Since the four critical points belong to the associated basins, the dynamics on the line is reliable. Also passing through the attracting 10-point $p_{ij_1}^{10}$ are three 10-lines $\mathcal{L}_{10_{k\ell}}^1$ ($k, \ell \neq i, j$) so that, at this point, h_{11} repels away from the line. Hence, this line also lies in the Julia set.

The special geometry of h_{11} forces a number of points to blow up:

$$p_i^5, p_{ij_1}^{10}, p_{ij_2}^{10}, p_{i,jk}^{15}, p_{i,jk\ell}^{20}, p_{ij,k\ell}^{30}, q_{i,jk-}^{30}, q_{ijkl}^{24}.$$

Experimental evidence suggests that neighborhoods of these blown-up points are filled by basins of the octahedral 20-points. Indeed, the \mathbf{CP}^2 of directions through a 10-point $p_{ij_1}^{10}$ maps to the point itself. Lying at the intersection of three 10-lines $\mathcal{L}_{10_{k\ell}}^1$ ($k, \ell \neq i, j$), such a location might be called *super-repelling*. In contrast, the directions through a 30-point $p_{ij,k\ell}^{30}$ blow up onto the superattracting 10-line $\mathcal{L}_{10_{ij}}^1$ whose “basin” is that of the 20-points q_{ij-}^{20} .

Since the coefficients of h_{11} are real, the map also preserves \mathcal{R} —the \mathcal{S}_5 -symmetric \mathbf{RP}^3 —as well as the \mathbf{RP}^2 intersections of \mathcal{R} with $\mathcal{L}_{5_i}^2$ and $\mathcal{L}_{10_{ij}}^2$. In the former case there are four \mathbf{RP}^1 intersections of the \mathbf{RP}^2 with the 10-lines $\mathcal{L}_{10_{ij}}^1$ while in the latter there is a single such intersection. The stabilizer of the respective 5-plane or 10-plane fixes its resident \mathbf{RP}^1 s. Thus, each such \mathbf{RP}^1 is an “equatorial slice” of the associated \mathbf{CP}^1 . Being equivalent to the map

$$z \longrightarrow -\frac{1}{z^2}$$

on the unit circle $\{|z| = 1\}$, h_{11} acts chaotically when restricted to such a slice. Hence, each \mathbf{RP}^1 is a chaotic attractor on the respective \mathbf{RP}^2 . A basin portrait for the 5-plane reveals no basins other than those of the four 10-lines. (See Figure 7.) The \mathbf{RP}^2 dynamics on the 10-plane shows, in addition to the chaotic line-attractor, three additional basins at the 30-points $p_{ij,k\ell}^{30}$. (See Figure 8.) A 30-point belongs to the 10-line $\mathcal{L}_{10_{k\ell}}^1$, which intersects the 10-plane $\mathcal{L}_{10_{ij}}^2$ transversely. Thus, in a neighborhood of the 30-point, but off the 10-plane, there is only the “pipe-basin” of the 20-points q_{ij-}^{20} . Hence, the basins on the 10-plane are 2-dimensional.

Conjecture 1. The 20-point orbit is the attractor for h_{11} and the corresponding basins have full measure in \mathbf{CP}^3 .

Iteration experiments on \mathcal{R} reveal attraction only to the ten chaotically attracting \mathbf{RP}^1 intersections $\mathcal{R} \cap \mathcal{L}_{10_{ij}}^1$.

Conjecture 2. The \mathcal{S}_5 -invariant \mathbf{RP}^3 is non-attracting (repelling?) and so belongs to h_{11} ’s Julia set.

3.5. What to look for in an attractor. A pair of 20-points $q_{ij_1}^{20}$, $q_{ij_2}^{20}$ associates canonically with an orbit of *ten* lines. However, there is no such correspondence between a pair of 20-points and an orbit of size five; the 20-points do not decompose into five sets of four \mathcal{S}_4 orbits. An association of this kind makes for a natural solution to the quintic. What could serve the purpose better than a map whose attractor is the 5-point orbit?

3.6. A special map in degree six. In the configuration of 10-lines $\mathcal{M}_{10_{ijk}}^1$ each 5-point lies at the intersection of four lines. (See Section 2.5.) Moreover, these are the only intersections of 10-lines. To take advantage of this structure, a map could have superattracting pipes along the 10-lines and basins of attraction at the 5-points.

The family of 6-maps has (homogeneous) dimension six. Obtaining maps for which the 10-lines are critical in the “off-line” directions uses four parameters. For the remaining two, we get a map f_6 whose restriction to a 10-line \mathcal{M}_{ijk}^1 is

$$z \longrightarrow z^4$$

in coordinates where the 5-points p_ℓ^5, p_m^5 on \mathcal{M}_{ijk}^1 are 0 and ∞ . In hyperplane coordinates,

$$\begin{aligned} \phi_6 = & 2(9\Phi_2\Phi_3 - 10\Phi_5)\phi_1 - 2(\Phi_2^2 - 5\Phi_4)\phi_2 + 20\Phi_3\phi_3 + 15\Phi_2\phi_4 \\ = & [2u_1^6 - 4u_1u_2^5 - 74u_1^2u_2^3u_3 - 46u_1^3u_2u_3^2 - 14u_2^2u_3^4 - 2u_1u_3^5 - 38u_1^3u_2^2u_4 \\ & - 44u_1^4u_3u_4 - 50u_2^3u_3^2u_4 - 122u_1u_2u_3^3u_4 - 14u_2^4u_4^2 - 152u_1u_2^2u_3u_4^2 \\ & - 68u_1^2u_3^2u_4^2 - 72u_1^2u_2u_4^3 - 22u_3^3u_4^3 - 29u_2u_3u_4^4 - u_1u_4^5, \\ & - 2u_1^5u_2 + 2u_2^6 - 44u_1u_2^4u_3 - 68u_1^2u_2^2u_3^2 - 22u_1^3u_3^3 - u_2u_3^5 \\ & - 46u_1^2u_2^3u_4 - 122u_1^3u_2u_3u_4 - 72u_2^2u_3^3u_4 - 29u_1u_3^4u_4 - 14u_1^4u_4^2 \\ & - 38u_2^3u_3u_4^2 - 152u_1u_2u_3^2u_4^2 - 74u_1u_2^2u_3^3 - 50u_1^2u_3u_4^3 - 14u_3^2u_4^4 - 4u_2u_4^5, \\ & - 14u_1^4u_2^2 - 4u_1^5u_3 - u_2^5u_3 - 72u_1u_2^3u_3^2 - 38u_1^2u_2u_3^3 + 2u_3^6 - 29u_1u_2^4u_4 \\ & - 152u_1^2u_2^2u_3u_4 - 74u_1^3u_3^2u_4 - 44u_2u_3^4u_4 - 50u_1^3u_2u_4^2 - 68u_2^2u_3^2u_4^2 \\ & - 46u_1u_3^3u_4^2 - 22u_2^3u_4^3 - 122u_1u_2u_3u_4^3 - 14u_1^2u_4^4 - 2u_3u_4^5, \\ & - 22u_1^3u_3^3 - 29u_1^4u_2u_3 - 14u_2^4u_3^2 - 50u_1u_2^2u_3^3 - 14u_1^2u_3^4 - u_1^5u_4 - 2u_2^5u_4 \\ & - 122u_1u_2^3u_3u_4 - 152u_1^2u_2u_3^2u_4 - 4u_3^5u_4 - 68u_1^2u_2^2u_4^2 - 72u_1^3u_3u_4^2 \\ & - 74u_2u_3^3u_4^2 - 46u_2^2u_3u_4^3 - 38u_1u_3^2u_4^3 - 44u_1u_2u_4^4 + 2u_4^6]. \end{aligned}$$

By construction, f_6 self-maps each \mathcal{S}_3 -symmetric 10-plane $\mathcal{L}_{10_{ij}}^2$. The 10-point $p_{ij_2}^{10}$ and 5-points p_k^5 ($k \neq i, j$) form \mathcal{S}_3 orbits on $\mathcal{L}_{10_{ij}}^2$ of sizes one and three. Furthermore, f_6 preserves \mathcal{R} —the \mathcal{S}_5 -symmetric \mathbf{RP}^3 . We can get a picture of the map’s *restricted dynamics* by plotting basins of attraction on the \mathbf{RP}^2 intersection

$$\mathcal{L}_{10_{ij}}^2 \cap \mathcal{R}.$$

(See Figures 9, through 12 in APPENDIX C.) The plot shows attraction to the 5-points and the 10-point. However, the 10-point lies on the “equator” of an $\mathcal{M}_{10_{k\ell m}}^1$ ($k, \ell, m \neq i, j$) where f_6 *repels* in the off-plane direction. Thus, the 2-dimensional basin of a 10-point is a measure-zero part of J_{f_6} . No other attracting sets appear. Moreover, regions of positive measure that do not belong to one of these four “restricted basins” are not evident. The plot is consistent with the claim that the only fully 3-dimensional basins are those of the 5-points.

A 15-line $\mathcal{L}_{15_{ij, k\ell}}^1$ contains one 5-point p_m^5 , one 15-point $p_{m, ij}^{15}$ ($m \neq k, \ell$), and two 10-points $p_{ij_2}^{10}, p_{k\ell_2}^{10}$. In coordinates where the 5-point is 0, the 15-point is ∞ , and the 10-points are ± 1 the map restricts to

$$z \longrightarrow \frac{48z^5}{-3 - z^2 + 35z^4 + 17z^6}.$$

The critical points of the restricted map are

$$0, \pm 1, \pm \sqrt{\frac{9 \pm 4\sqrt{21}}{17}}.$$

with $0, \pm 1$ fixed. Experiment reveals that the four non-fixed critical points belong to the basins of the three superattracting points. Hence, these basins have full measure on the 15-line. (Figures 13 and 14 display portraits.) As a member of three 15-lines $\mathcal{L}_{15_{ij, k\ell}}^1$ a 10-point $p_{ij_2}^{10}$ superattracts in these directions. However, these three lines lie in the 10-plane $\mathcal{L}_{10_{ij}}^2$ so that, as seen above, f_6 is completely superattracting *in* the plane at $p_{ij_2}^{10}$.

Another distinction for f_6 is its action on a 15-line $\mathcal{M}_{15_{ij, k\ell}}^1$ which, by equivariance, must map either to itself or $\mathcal{L}_{15_{ij, k\ell}}^1$.

Fact 3. *Under f_6 , $\mathcal{M}_{15_{ij, k\ell}}^1$ maps to $\mathcal{L}_{15_{ij, k\ell}}^1$. Effectively, this creates a second orbit of superattracting pipes to the 5-points.*

This is what led me to 6-maps, each of which send the 10-point $p_{ij_1}^{10}$ to the 10-point $p_{ij_2}^{10}$.

Finally, noting that ϕ_6 has real coefficients, it must preserve the \mathbf{RP}^3 whose points have real u coordinates. This is *not* the \mathcal{S}_5 -symmetric \mathcal{R} . Rather it seems to be associated with the \mathcal{S}_4 stabilizer of p_1^5 which is $[1, 1, 1, 1]$ in the u space. This \mathbf{RP}^3 intersects the 10-planes $\mathcal{L}_{10_{25}}^2$ and $\mathcal{L}_{10_{34}}^2$ in an \mathbf{RP}^2 with $\mathbf{Z}_2 \times \mathbf{Z}_2$ symmetry. In addition to p_1^5 this \mathbf{RP}^2 contains the 10-points $p_{25_1}^{10}$, $p_{25_2}^{10}$, $p_{34_2}^{10}$ as well as the \mathbf{RP}^1 through $p_{25_1}^{10}$ and $p_{25_2}^{10}$. Since this line is an equatorial slice through $\mathcal{L}_{10_{125}}^1$, f_6 attracts chaotically along the line. (See Figure 15 for a basin portrait.)

Graphical and experimental evidence supports the claim of reliability for f_6 .

Conjecture 3. *The attractor for f_6 is the 5-point orbit the basins of which fill up \mathbf{CP}^3 in measure.*

4. SOLVING THE QUINTIC

To compute a root of a polynomial, one must overcome the symmetry present. For a general equation of degree n the obstacle is \mathcal{S}_n . Klein described a means to this end: given values for an “independent” set of \mathcal{S}_n -invariant homogeneous polynomials

$$a_1 = G_1(x), \dots, a_m = G_m(x),$$

find the \mathcal{S}_n orbits of solutions x to these equations. [Klein 1956, pp. 69ff] This task of inverting the G_k is the *form problem on \mathcal{S}_n* . It also has a rational manifestation: for $m - 1$ given values, invert $m - 1$ invariant rational functions of degree zero.

An \mathcal{S}_n equivariant with reliable dynamics breaks the obstructing symmetry. In effect, this provides a mechanism for solving the form problem and, hence, the n th degree equation. What follows is one way to use \mathcal{G}_{120} -symmetry in multiple settings to assemble a procedure that solves almost any quintic.

4.1. **Parameters.** The \mathcal{G}_{120} rational form problem is to solve

$$(2) \quad K_1 = \frac{\Phi_4(u)}{\Phi_2(u)^2} \quad K_2 = \frac{\Phi_3(u)^2}{\Phi_2(u)^3} \quad K_3 = \frac{\Phi_5(u)}{\Phi_2(u)\Phi_3(u)}.$$

As functions, the K_i define the \mathcal{G}_{120} quotient map

$$[K_1, K_2, K_3, 1] = [\Phi_2 \Phi_3 \Phi_4, \Phi_3^3, \Phi_2^2 \Phi_5, \Phi_2^3 \Phi_3]$$

on $\mathbf{CP}^3 \setminus \{\Phi_2 = \Phi_3 = 0\}$. The generic fiber over points in \mathbf{CP}^3 is a \mathcal{G}_{120} orbit given by

$$\{\Phi_4 = K_1 \Phi_2^2\} \cap \{\Phi_5^2 = K_2 \Phi_2^3\} \cap \{\Phi_5 = K_3 \Phi_2 \Phi_3\}.$$

Exceptional locations are $[0, 1, 0, 0]$ and $[0, 0, 1, 0]$ where the respective fibers include the quadric and cubic surfaces $\{\Phi_2 = 0\}$ and $\{\Phi_3 = 0\}$.

Between quintic equations and \mathcal{G}_{120} actions the parameters K_i forge a link. The connection consists in K -parametrizations of each regime. From a parametrized family of \mathcal{G}_{120} actions, we can extract parametrized families of \mathcal{S}_5 invariants and equivariant 6-maps. In this way, a choice of parameter K produces a quintic R_K as well as a system of invariants $\Phi_{2K}(w), \dots, \Phi_{5K}(w)$, and a 6-map $\phi_K(w)$ —a conjugate of $\phi_6(w)$ — on a parametrized w -space.

4.2. A family of \mathcal{S}_5 quintics. Let \mathcal{G}_v be a version of \mathcal{G}_{120} that acts on a v -coordinatized \mathbf{CP}_v^3 . This will be a parameter space—the coordinate v merely stands in for u . The linear polynomials

$$X_k(x) = -4x_k + \sum_{i \neq k} x_i$$

form an orbit of size five. In hyperplane coordinates, these are

$$\begin{aligned} L_1(v) &= -\sqrt{5}(v_1 + v_2 + v_3 + v_4) \\ L_2(v) &= -\sqrt{5}\omega_5(\omega_5^3 v_1 + \omega_5^2 v_2 + \omega_5 v_3 + v_4) \\ L_3(v) &= -\sqrt{5}\omega_5(\omega_5^2 v_1 + v_2 + \omega_5^3 v_3 + \omega_5 v_4) \\ L_4(v) &= -\sqrt{5}\omega_5(\omega_5 v_1 + \omega_5^3 v_2 + v_3 + \omega_5^2 v_4) \\ L_5(v) &= -\sqrt{5}\omega_5(v_1 + \omega_5 v_2 + \omega_5^2 v_3 + \omega_5^3 v_4). \end{aligned}$$

The rational functions

$$S_k(v) = \frac{\Phi_2(v) L_k(v)}{\Phi_3(v)}$$

also give a 5-orbit. Taking the S_k as roots of a polynomial

$$R_v(s) = \prod_{k=1}^5 (s - S_k(v)) = \sum_{k=0}^5 C_k(v) s^{5-k}$$

yields a family of quintics whose members generically have \mathcal{S}_5 symmetry. Since \mathcal{G}_v permutes the $S_k(v)$, each coefficient $C_k(v)$ is \mathcal{G}_v -invariant and hence, expressible in terms of the basic forms $\Phi_k(v)$ and, ultimately, in terms of the K_i . Of course, $C_0(v) = 1$. Since there is no degree-1 \mathcal{G}_{120} invariant, $C_1(v) = 0$. Direct calculation

determines the remaining coefficients:

$$\begin{aligned} C_2(v) &= -\frac{125 \Phi_2(v)^3}{2 \Phi_3(v)^2} = -\frac{125}{2 K_2(v)} \\ C_3(v) &= \frac{625 \sqrt{5} \Phi_2(v)^3}{3 \Phi_3(v)^2} = \frac{625 \sqrt{5}}{3 K_2(v)} \\ C_4(v) &= \frac{15625 (\Phi_2(v)^6 - 2 \Phi_2(v)^4 \Phi_4(v))}{8 \Phi_3(v)^4} = \frac{15625 (1 - 2 K_1(v))}{8 K_2(v)^4} \\ C_5(v) &= \frac{-15625 (5 \sqrt{5} \Phi_2(v)^6 \Phi_3(v) - 6 \sqrt{5} \Phi_2(v)^5 \Phi_5(v))}{6 \Phi_3(v)^5} = \frac{-15625 \sqrt{5} (6 K_3(v) - 5)}{6 K_2(v)^2}. \end{aligned}$$

Members of the 3-parameter family of quintic \mathcal{G}_{120} *resolvents*

$$R_K(s) = s^5 - \frac{125}{2 K_2} s^3 + \frac{625 \sqrt{5}}{3 K_2} s^2 - \frac{15625 (-1 + 2 K_1)}{8 K_2^2} s + \frac{15625 \sqrt{5} (-5 + 6 K_3)}{6 K_2^2}$$

are particularly well-suited for an iterative solution that employs ϕ_6 . For selected values of the K_i , a solution to the resulting form problem yields a root of R_K . Use of \mathcal{G}_{120} symmetry will provide a means of finding such a solution without explicitly inverting the K_i equations (2).

4.3. Reduction of the general quintic to a \mathcal{G}_{120} resolvent. By means of a well-known linear *Tschirnhaus* transformation the general quintic becomes the *standard* 4-parameter *resolvent*

$$q(y) = y^5 + b_2 y^3 + b_3 y^2 + b_4 y + b_5.$$

Application of another linear *Tschirnhaus* transformation

$$s \longrightarrow \frac{y}{\lambda}$$

converts the 3-parameter family $R_K(s)$ into a \mathcal{G}_{120} resolvent

$$\Sigma_{K,\lambda}(y) = \lambda^5 R_K\left(\frac{y}{\lambda}\right) = y^5 + \lambda^2 C_2 y^3 + \lambda^3 C_3 y^2 + \lambda^4 C_4 y + \lambda^5 C_5$$

in the four parameters K_1, K_2, K_3 , and the *auxiliary* λ .

The functions

$$b_k = \lambda^k C_k$$

relate the coefficients of q and $\Sigma_{K,\lambda}$. These invert to

$$K_1 = \frac{b_2^2 - 2 b_4}{2 b_2^2} \quad K_2 = \frac{-9 b_3^2}{8 b_2^3} \quad K_3 = \frac{5 (b_2 b_3 - b_5)}{6 b_2 b_3} \quad \lambda = \frac{-3 b_3}{10 \sqrt{5} b_2}.$$

Thus, almost any quintic descends to a member of R_K . The reduction fails when

$$-2 a_1^2 + 5 a_2 = 5 b_2 = 0 \quad \text{or} \quad 4 a_1^3 - 15 a_1 a_2 + 25 a_3 = 25 b_3 = 0.$$

A solution to the special resolvent R_K then ascends to a solution to the general quintic.

4.4. **A family of \mathcal{S}_5 actions.** With the basic \mathcal{G}_v -maps, construct the *parametrized change of coordinates*

$$u = \tau_v w = \sum_{i=1}^4 (\Phi_{6-i}(v) \phi_i(v)) w_i.$$

A matrix form results from taking the $\phi_k(v)$ as column vectors:

$$\begin{pmatrix} u_1 \\ u_2 \\ u_3 \\ u_4 \end{pmatrix} = \begin{pmatrix} \Phi_5(v) \phi_1(v) & \vdots & \Phi_4(v) \phi_2(v) & \vdots & \Phi_3(v) \phi_3(v) & \vdots & \Phi_2(v) \phi_4(v) \end{pmatrix} \begin{pmatrix} w_1 \\ w_2 \\ w_3 \\ w_4 \end{pmatrix}.$$

For a choice of parameter v ,

$$\tau_v : \mathbf{CP}_w^3 \longrightarrow \mathbf{CP}_u^3$$

is linear in w and gives rise to a parametrized family of \mathcal{G}_{120} groups

$$\mathcal{G}_w^v = \tau_v^{-1} \mathcal{G}_u \tau_v.$$

The setup here is as follows.

- \mathcal{G}_u is a version of \mathcal{G}_{120} that acts on a *reference space* \mathbf{CP}_u^3 .
- \mathcal{G}_v is a version of \mathcal{G}_{120} that acts on a *parameter space* \mathbf{CP}_v^3 .
- \mathcal{G}_u and \mathcal{G}_v have identical expressions in their respective coordinates.
- \mathcal{G}_w^v is a version of \mathcal{G}_{120} that acts on a *parametrized space* \mathbf{CP}_w^3 .
- The iteration that solves quintics in R_K will take place in \mathbf{CP}_w^3 .

Each \mathcal{G}_w^v has its system of invariants and equivariants. From this point of view, we can see, in the resolvents R_v and \mathcal{G}_w^v equivariants, a connection between quintics and dynamical systems. Furthermore, each \mathcal{G}_w^v invariant and equivariant is expressible in the K_i .

The first thing to notice is that, by construction, $\tau_v w$ possesses an equivariance property:

$$\tau_{Av} w = A \tau_v w \quad \text{for } A \in \mathcal{G}_v, \mathcal{G}_u.$$

The determinant of τ_v will enter into upcoming calculations and so, demands some attention. Since

$$(3) \quad |\tau_{Av}| = |A| |\tau_v|,$$

$|\tau_v|$ is invariant under the \mathcal{A}_5 subgroup \mathcal{G}_{60} of \mathcal{G}_v but only relatively invariant under the full \mathcal{S}_5 group \mathcal{G}_{120} . The even transformations have determinant 1 while the odd elements have determinant -1 . Furthermore,

$$\begin{aligned} |\tau_v| &= \Phi_2(v) \Phi_3(v) \Phi_4(v) \Phi_5(v) |\phi_1(v) | \phi_2(v) | \phi_3(v) | \phi_4(v)| \\ &= \Phi_2(v) \Phi_3(v) \Phi_4(v) \Phi_5(v) \Psi_{10}(v) \end{aligned}$$

where Ψ_{10} is a scalar multiple of the product of the ten linear forms associated with the ten planes of reflection that generate \mathcal{G}_v . Reflection group theory tells us that this is the only form in degree ten that is invariant under \mathcal{G}_{60} but not \mathcal{G}_{120} . From (3), the degree-48 square of $|\tau_v|$ is \mathcal{G}_{120} -invariant. Let

$$|\tau_v|^2 = \Phi_2^{24}(v) t_K$$

determine its K -expression. The explicit form of t_K appears in APPENDIX B.

4.5. A family of \mathcal{S}_5 invariants. The equivariance in v of $\tau_v w$ implies that $\Phi_2(\tau_v w)$ is \mathcal{G}_v -invariant. Thus, each w coefficient of $\Phi_2(\tau_v w)$ inherits the same invariance. Since

$$\deg_v \Phi_2(\tau_v w) = \deg_u \Phi_2(u) \cdot \deg_v \tau_v w = 2 \cdot 6 = 12,$$

the rational function

$$\frac{\Phi_2(u)}{\Phi_2(v)^6} = \frac{\Phi_2(\tau_v w)}{\Phi_2(v)^6}$$

is degree zero in v and thereby, expressible in the K_i . Let

$$(4) \quad \Phi_2(v)^6 \Phi_{2_K}(w) = \Phi_2(u)$$

define the basic degree-2 \mathcal{G}_w^v invariant $\Phi_{2_K}(w)$. Solving a system of linear equations whose dimension is that of the degree-12 \mathcal{G}_v invariants yields an explicit expression in the K_i for each w -coefficient of $\Phi_2(\tau_v w)$. Similar considerations apply in degree three where

$$(5) \quad \Phi_2(v)^9 \Phi_{3_K}(w) = \Phi_3(u).$$

The results appear in APPENDIX B.

By Fact 1, the degree-4 and degree-5 invariants derive from those in degrees two and three. First of all, the chain rule determines transformation formulas for the hessian and bordered hessian.

Proposition 5. *For $y = Ax$,*

$$\begin{aligned} H_x(F(y)) &= A^T H_y(F(y)) A \\ B_x(F(y), G(y)) &= \begin{pmatrix} A^T & 0 \\ 0 & 1 \end{pmatrix} B_y(F(y), G(y)) \begin{pmatrix} A & 0 \\ 0 & 1 \end{pmatrix} \end{aligned}$$

where the subscript indicates the variable of differentiation. Thus,

$$\begin{aligned} |H_x(F(y))| &= |A|^2 |H_y(F(y))| \\ |B_x(F(y), G(y))| &= |A|^2 |B_y(F(y), G(y))|. \end{aligned}$$

Applied to the parametrized change of variable $w = \tau_v^{-1}u$,

$$\begin{aligned} G_4(u) &= |H_u(\Phi_3(u))| \\ &= |H_u(\Phi_2(v)^9 \Phi_{3_K}(w))| \\ &= \frac{(\Phi_2(v)^9)^4}{|\tau_v|^2} |H_w(\Phi_{3_K}(w))| \\ &= \frac{\Phi_2(v)^{12}}{t_K} |H_w(\Phi_{3_K}(w))| \\ &= \Phi_2(v)^{12} G_{4_K}(w) \end{aligned}$$

and

$$\begin{aligned}
G_5(u) &= |B_u(\Phi_3(u), \Phi_2(u))| \\
&= |B_u(\Phi_2(v)^9 \Phi_{3K}(w), \Phi_2(v)^6 \Phi_{2K}(w))| \\
&= \frac{(\Phi_2(v)^9)^3 (\Phi_2(v)^6)^2}{|\tau_v|^2} |B_w(\Phi_{3K}(w), \Phi_{2K}(w))| \\
&= \frac{\Phi_2(v)^{15}}{t_K} |B_w(\Phi_{3K}(w), \Phi_{2K}(w))| \\
&= \Phi_2(v)^{15} G_{5K}(w).
\end{aligned}$$

Employed here are the obvious definitions

$$G_{4K}(w) = \frac{|H_w(\Phi_{3K}(w))|}{t_K} \quad G_{5K}(w) = \frac{|B_w(\Phi_{3K}(w), \Phi_{2K}(w))|}{t_K}.$$

With natural definitions for $\Phi_{4K}(w)$ and $\Phi_{5K}(w)$,

$$\begin{aligned}
\Phi_4(u) &= \frac{1}{324} (\Phi_2(u)^2 - 5 G_4(u)) \\
&= \frac{1}{324} (\Phi_2(v)^{12} \Phi_{2K}(w)^2 - 5 \Phi_2(v)^{12} G_{4K}(w)) \\
&= \Phi_2(v)^{12} \Phi_{4K}(w)
\end{aligned}$$

and

$$\begin{aligned}
\Phi_5(u) &= \frac{1}{864} (720 \Phi_2(u) \Phi_3(u) + G_5(u)) \\
&= \frac{1}{864} (720 \Phi_2(v)^{15} \Phi_{2K}(w) \Phi_{3K}(w) + \Phi_2(v)^{15} G_{5K}(w)) \\
&= \Phi_2(v)^{15} \Phi_{5K}(w).
\end{aligned}$$

4.6. A family of \mathcal{S}_5 equivariant 6-maps. Emerging from each \mathcal{G}_w^v action is a version $\tau_v^{-1} \phi_6(\tau_v w)$ of $\phi_6(u)$. Being \mathcal{G}_v -invariant, these maps also admit parametrization by K . Thereby, each quintic R_K enters into association with a dynamical system ϕ_K on \mathbf{CP}_w^3 .

The reversed identity R and gradient $\nabla^r = R \nabla$ appeared in the context of a change from five x coordinates to four u coordinates. In the present setting, a *reversed transpose* arises.

Definition 2. The *repose* A^r of an $n \times n$ matrix A is its reflection through the *reversed diagonal*—the entries whose subscripts sum to $n + 1$. Alternatively,

$$A^r = R A^T R.$$

Proposition 6. For a change of coordinates $u = A w$ and a polynomial $\Phi(u) = \tilde{\Phi}(w)$, the *reversed gradient map* transforms by

$$\nabla_u^r \Phi(u) = A^r \nabla_w^r \tilde{\Phi}(w).$$

Proof. Noting that $R^2 = I$,

$$\begin{aligned}\nabla_u^r \Phi(u) &= R \nabla_u \Phi(u) \\ &= R A^T \nabla_w \tilde{\Phi}(w) \\ &= R A^T R R \nabla_w \tilde{\Phi}(w) \\ &= A^r \nabla_w^r \tilde{\Phi}(w).\end{aligned}$$

□

For the generating \mathcal{G}_{120} maps,

$$\begin{aligned}\phi_\ell(u) &= \nabla_u^r \Phi_2(v)^{3(\ell+1)} \Phi_{\ell+1_K}(w) \\ &= \Phi_2(v)^{3(\ell+1)} (\tau_v^{-1})^r \nabla_w^r \Phi_{\ell+1_K}(w) \\ &= \Phi_2(v)^{3(\ell+1)} \tau_v \tau_v^{-1} (\tau_v^{-1})^r \nabla_w^r \Phi_{\ell+1_K}(w) \\ &= \tau_v \Phi_2(v)^{3(\ell+1)} (\tau_v^r \tau_v)^{-1} \nabla_w^r \Phi_{\ell+1_K}(w).\end{aligned}$$

Thus,

$$\tau_v^{-1} \phi_\ell(\tau_v w) = \Phi_2(v)^{3(\ell+1)} (\tau_v^r \tau_v)^{-1} \nabla_w^r \Phi_{\ell+1_K}(w).$$

Using the description on the left-hand side, a straightforward calculation reveals this map to be invariant in v so that the matrix $\tau_v^r \tau_v$ has entries that are degree-12 \mathcal{G}_v invariants. Hence, the matrix product has a K -expression:

$$\tau_v^r \tau_v = \Phi_2(v)^6 T_K \quad \text{or} \quad (\tau_v^r \tau_v)^{-1} = \frac{T_K^{-1}}{\Phi_2(v)^6}.$$

(See APPENDIX B for the explicit form.) Using this to express the transformation of basic equivariants yields

$$\begin{aligned}\phi_\ell(u) &= \Phi_2(v)^{3(\ell+1)} \tau_v \frac{T_K^{-1}}{\Phi_2(v)^6} \nabla_w^r \Phi_{\ell+1_K}(w) \\ &= \Phi_2(v)^{3(\ell-1)} \tau_v \phi_{\ell_K}(w)\end{aligned}$$

where

$$\phi_{\ell_K}(w) = T_K^{-1} \nabla_w^r \Phi_{\ell+1_K}(w).$$

Finally, we can identify a K -parametrized 6-map $\phi_K(w)$ that is conjugate to $\phi_6(u)$. The map's expression in basic terms appears after substitution into the formula found in Section 3.6. (See APPENDIX B.)

4.7. Root selection. Being conjugate to $\phi_6(u)$ each $\phi_K(w)$ shares the former's conjectured reliable dynamics. Accordingly, the attractor for each choice of K_i is the 5-point orbit in the corresponding \mathbf{CP}_w^3 so that for almost every $w_0 \in \mathbf{CP}_w^3$,

$$\phi_K^n(w_0) \longrightarrow \tau_v^{-1} p_\ell^5 \quad \text{for some 5-point } p_\ell^5 \in \mathbf{CP}_u^3.$$

To solve the resolvent R_K , the output of the iteration must link with the roots of R_K . With this, we see that solving R_K amounts to inverting τ_v —the form problem in yet another guise. With the assistance of a \mathcal{G}_{120} tool, this is effectively what the dynamics of ϕ_K accomplishes. (This clever device is due to McMullen.)

To manufacture the root-selecting tool, we begin with an orbit of quadratic \mathcal{S}_4 -invariants

$$X_k^2(x) = -4x_k^2 + \sum_{i \neq k} x_i^2.$$

These form a \mathcal{G}_{120} orbit of size five. Their hyperplane expressions are

$$\begin{aligned}
Q_1(u) &= 2(2u_1^2 + 4u_1u_2 + 2u_2^2 + 4u_1u_3 + 3u_2u_3 + 2u_3^2 + 3u_1u_4 \\
&\quad + 4u_2u_4 + 4u_3u_4 + 2u_4^2) \\
Q_2(u) &= 2(2\omega_5^3u_1^2 + 4\omega_5^2u_1u_2 + 2\omega_5u_2^2 + 4\omega_5u_1u_3 + 3u_2u_3 - 2u_3^2 - 2\omega_5u_3^2 \\
&\quad - 2\omega_5^2u_3^2 - 2\omega_5^3u_3^2 + 3u_1u_4 - 4u_2u_4 - 4\omega_5u_2u_4 - 4\omega_5^2u_2u_4 \\
&\quad - 4\omega_5^3u_2u_4 + 4\omega_5^3u_3u_4 + 2\omega_5^2u_4^2) \\
Q_3(u) &= -2(-2\omega_5u_1^2 + 4u_1u_2 + 4\omega_5u_1u_2 + 4\omega_5^2u_1u_2 + 4\omega_5^3u_1u_2 - 2\omega_5^2u_2^2 \\
&\quad - 4\omega_5^2u_1u_3 - 3u_2u_3 - 2\omega_5^3u_3^2 - 3u_1u_4 - 4\omega_5^3u_2u_4 - 4\omega_5u_3u_4 \\
&\quad + 2u_4^2 + 2\omega_5u_4^2 + 2\omega_5^2u_4^2 + 2\omega_5^3u_4^2) \\
Q_4(u) &= -2(2u_1^2 + 2\omega_5u_1^2 + 2\omega_5^2u_1^2 + 2\omega_5^3u_1^2 - 4\omega_5u_1u_2 - 2\omega_5^3u_2^2 \\
&\quad - 4\omega_5^3u_1u_3 - 3u_2u_3 - 2\omega_5^2u_3^2 - 3u_1u_4 - 4\omega_5^2u_2u_4 + 4u_3u_4 \\
&\quad + 4\omega_5u_3u_4 + 4\omega_5^2u_3u_4 + 4\omega_5^3u_3u_4 - 2\omega_5u_4^2) \\
Q_5(u) &= 2(2\omega_5^2u_1^2 + 4\omega_5^3u_1u_2 - 2u_2^2 - 2\omega_5u_2^2 - 2\omega_5^2u_2^2 - 2\omega_5^3u_2^2 - 4u_1u_3 \\
&\quad - 4\omega_5u_1u_3 - 4\omega_5^2u_1u_3 - 4\omega_5^3u_1u_3 + 3u_2u_3 + 2\omega_5u_3^2 + 3u_1u_4 \\
&\quad + 4\omega_5u_2u_4 + 4\omega_5^2u_3u_4 + 2\omega_5^3u_4^2).
\end{aligned}$$

Furthermore, each of the five forms

$$G_k(u) = -\frac{3}{25}L_k(u)^2 + Q_k(u) \quad k = 1, \dots, 5$$

vanish at the 5-points p_ℓ^5 with $\ell \neq k$ but not at p_k^5 .

Now, to draw the roots of the quintics $R_K(s)$ into the game, consider the rational function

$$J_v(w) = \alpha \sum_{k=1}^5 \frac{G_k(\tau_v w)}{\Phi_2(\tau_v w)} \frac{\Phi_2(v) L_k(v)}{\Phi_3(v)} = \alpha \sum_{k=1}^5 \frac{G_k(\tau_v w)}{\Phi_2(\tau_v w)} S_k(v)$$

where α is a constant to be determined. Since the v -degree of the numerator and denominator is $15 = 2 \cdot 6 + 3$ while the w -degree is 2, the function is rationally degree zero in both variables. At a 5-point $\tau_v^{-1}p_\ell^5$ in \mathbf{CP}_w^3 four of the five terms in J_v vanish; this leaves

$$\alpha \frac{G_\ell(p_\ell^5)}{\Phi_2(p_\ell^5)} S_\ell(v).$$

Setting

$$\alpha = \frac{\Phi_2(p_1^5)}{G_1(p_1^5)} = \dots = \frac{\Phi_2(p_5^5)}{G_5(p_5^5)} = \frac{1}{15}$$

“selects” the root $S_\ell(v)$ of $R_K(s)$. Since the iterative “output” of $\phi_K(w)$ is a single 5-point in \mathbf{CP}_w^3 , the dynamics produces one root.

The root-selector $J_v(w)$ has invariance properties that allow it to exhibit a useful form. Let

$$\Gamma_v(w) = \sum_{k=1}^5 G_k(\tau_v w) L_k(v).$$

Since \mathcal{G}_v permutes its terms, Γ_v is invariant under the action and hence, expressible in K :

$$\Gamma_v(w) = \Phi_2(v)^5 \Phi_3(v) \Gamma_K(w).$$

(The explicit form of Γ_K appears in APPENDIX B.) Finally, application of (4) yields

$$J_v(w) = \frac{\Phi_2(v) \Gamma_v(w)}{15 \Phi_3(v) \Phi_2(\tau_v w)}$$

$$J_K(w) = \frac{\Gamma_K(w)}{15 \Phi_{2K}(w)}.$$

4.8. The procedure summarized.

1. Select a general 5-parameter quintic $p(x)$.
2. Tschirnhaus transform $p(x)$ into a member $R_K(s)$ of the 3-parameter family of \mathcal{G}_{120} quintics—this determines values for K_1, K_2, K_3 as well as the auxiliary parameter λ .
3. For the selected K values compute the invariants $\Phi_{iK}(w)$ ($i = 2, 3, 4, 5$), the 6-map $\phi_K(w)$, the form $\Gamma_K(w)$, and the root-selector $J_K(w)$. (In fact, a rather lengthy once-and-for-all expression for $\phi_K(w)$ is easy to compute. [Crass 1999a] Such a formula renders calculations of Φ_{2K} , Φ_{3K} , and Φ_{4K} superfluous.)
4. From an arbitrary initial point w_0 iterate ϕ_K until convergence:

$$\phi_K^n(w_0) \longrightarrow w_\infty.$$

Conjecturally, the output w_∞ is a 5-point in \mathbf{CP}_w^3 .

5. Compute a root $S = J_K(w_\infty)$ of R_K .
6. Transform S into a root of $p(x)$.

(At [Crass 1999a], there are *Mathematica* data files and a notebook that implement the iterative solution to the quintic.)

APPENDIX A. SPECIAL ORBIT DATA

For ease of reference, the following tables provide descriptions of the special \mathcal{G}_{120} orbits that bear upon the quintic-solving algorithm.

TABLE 1. Special points on $\{[x_1, x_2, x_3, x_4, x_5] \mid x_k \in \mathbf{R}\} \simeq \mathbf{RP}^3$

Size	Representative	Descriptor	Stabilizer
5	$[-4, 1, 1, 1, 1]$	p_1^5	\mathcal{S}_4
10	$[0, 0, 0, 1, -1]$	$p_{45_1}^{10}$	$\mathcal{S}_3 \times \mathbf{Z}_2$
10	$[2, 2, 2, -3, -3]$	$p_{45_2}^{10}$	$\mathcal{S}_3 \times \mathbf{Z}_2$
15	$[0, 1, 1, -1, -1]$	$p_{1,23}^{15} = p_{1,45}^{15}$	\mathcal{D}_4
20	$[0, -3, 1, 1, 1]$ $[-3, 0, 1, 1, 1]$	$p_{1,345}^{20}$ $p_{2,345}^{20}$	\mathcal{S}_3
30	$[0, 0, 1, 1, -2]$	$p_{12,34}^{30}$	$\mathbf{Z}_2 \times \mathbf{Z}_2$

TABLE 2. Special points on $\mathcal{Q} = \{\sum_{k=1}^5 x_k^2 = 0\}$

Size	Representative	Descriptor	Stabilizer	Remarks
20	$[0, 0, 1, \omega_3, \omega_3^2]$ $[0, 0, 1, \omega_3^2, \omega_3]$	$q_{12_1}^{20}$ $q_{12_2}^{20}$	\mathbf{Z}_6	antipodal pair of eight octahedral face-centers on $\mathcal{Q}_1^1, \mathcal{Q}_2^1$; $\mathcal{Q}_i^1 = \mathcal{L}_{5_i}^2 \cap \mathcal{Q}$
20	$[1, 1, 1, \alpha, \bar{\alpha}]$ $[1, 1, 1, \bar{\alpha}, \alpha]$	$q_{123_1}^{20}$ $q_{123_2}^{20}$	\mathcal{S}_3	$\alpha = \frac{-3 + \sqrt{15}i}{2}$
24	$[1, \omega_5^i, \omega_5^j, \omega_5^k, \omega_5^\ell]$	q_{ijkl}^{24}	\mathbf{Z}_5	$\omega_k = e^{2\pi i/k}$
30	$[0, 1, i, -1, -i]$ $[0, 1, -i, -1, i]$	$q_{1,24_1}^{30} = q_{1,35_2}^{30}$ $q_{1,24_2}^{30} = q_{1,35_1}^{30}$	\mathbf{Z}_4	antipodal pair of six octahedral vertices on \mathcal{Q}_1^1
30	$[1, 1, \beta, \beta, -2(1 + \beta)]$ $[1, 1, \bar{\beta}, \bar{\beta}, -2(1 + \bar{\beta})]$	$q_{12,34_1}^{30}$ $q_{12,34_2}^{30}$	$\mathbf{Z}_2 \times \mathbf{Z}_2$	$\beta = \frac{-2 + \sqrt{5}i}{3}$
60	$[0, 1, 1, \gamma, \bar{\gamma}]$ $[0, 1, 1, \bar{\gamma}, \gamma]$	$q_{1,12_1}^{60}$ $q_{1,12_2}^{60}$	\mathbf{Z}_2	antipodal pair of 12 octahedral edge-midpoints on \mathcal{Q}_1^1 ; $\gamma = -1 + \sqrt{2}i$

TABLE 3. Some fundamental \mathbf{CP}^2 orbits

Size	Algebraic definition	Corresponding point	Descriptor	Set-wise stabilizer	Point-wise stabilizer	Restricted action
5	$\{x_i = 0\}$	p_i^5	$\mathcal{L}_{5_i}^2$	\mathcal{S}_4	\mathbf{Z}_1	\mathcal{S}_4
10	$\{x_i = x_j\}$	p_{ij1}^{10}	$\mathcal{L}_{10_{ij}}^2$	$\mathcal{S}_3 \times \mathbf{Z}_2$	\mathbf{Z}_2	\mathcal{S}_3
10	$\{x_i = -x_j\}$	p_{ij2}^{10}	$\mathcal{M}_{10_{ij}}^2$	$\mathcal{S}_3 \times \mathbf{Z}_2$	\mathbf{Z}_1	$\mathcal{S}_3 \times \mathbf{Z}_2$

TABLE 4. Special \mathbf{CP}^1 orbits

Size	Algebraic definition	Descriptor	Set-wise stabilizer	Point-wise stabilizer	Restricted action
10	$\mathcal{L}_{5_i}^2 \cap \mathcal{L}_{5_j}^2$	$\mathcal{L}_{10_{ij}}^1$	$\mathcal{S}_3 \times \mathbf{Z}_2$	\mathbf{Z}_2	\mathcal{S}_3
10	$\mathcal{L}_{10_{ij}}^2 \cap \mathcal{L}_{10_{jk}}^2 \cap \mathcal{L}_{10_{ik}}^2$	$\mathcal{M}_{10_{ijk}}^1$	$\mathcal{S}_3 \times \mathbf{Z}_2$	\mathcal{S}_3	\mathbf{Z}_2
15	$\mathcal{L}_{10_{ij}}^2 \cap \mathcal{L}_{10_{k\ell}}^2$ ($i, j \neq k, \ell$)	$\mathcal{L}_{15_{ij,k\ell}}^1$	\mathcal{D}_4	$\mathbf{Z}_2 \times \mathbf{Z}_2$	\mathbf{Z}_2
15	$\mathcal{M}_{10_{ij}}^2 \cap \mathcal{M}_{10_{k\ell}}^2$ ($i, j \neq k, \ell$)	$\mathcal{M}_{15_{ij,k\ell}}^1$	\mathcal{D}_4	\mathbf{Z}_2	$\mathbf{Z}_2 \times \mathbf{Z}_2$
30	$\mathcal{L}_{5_i}^2 \cap \mathcal{L}_{10_{jk}}^2$ ($i \neq j, k$)	$\mathcal{L}_{30_{i,jk}}^1$	$\mathbf{Z}_2 \times \mathbf{Z}_2$	\mathbf{Z}_2	\mathbf{Z}_2

APPENDIX B. PARAMETRIZED FORMS

Each case below requires \mathcal{G}_v invariants to be expressed in terms of the basic invariants $\Phi_i(v)$. This amounts to solving a system of linear equations whose dimension is that of the respective space of invariants. Direct substitution into the basic-invariant expressions then leads to the descriptions in K .

Basic invariants. Each w -coefficient of $\Phi_\ell(\tau_v w)$ is a degree- 6ℓ invariant in v . In terms of K , the forms in degrees two and three are:

$$\begin{aligned}
\Phi_{2K}(w) &= \frac{\Phi_2(\tau_v w)}{\Phi(v)^6} \\
&= \frac{5}{48} (240 K_2 K_3^2 w_1^2 + 480 K_1 K_2 K_3 w_1 w_2 - 48 K_1^2 w_2^2 + 240 K_1^3 w_2^2 \\
&\quad + 480 K_1 K_2 K_3 w_1 w_3 - 96 K_1 K_2 w_2 w_3 + 480 K_1 K_2 K_3 w_2 w_3 - 30 K_2 w_3^2 \\
&\quad + 180 K_1 K_2 w_3^2 + 32 K_2^2 w_3^2 + 480 K_2 K_3^2 w_1 w_4 - 60 K_1 w_2 w_4 \\
&\quad + 264 K_1^2 w_2 w_4 + 160 K_1 K_2 w_2 w_4 - 140 K_2 w_3 w_4 + 184 K_1 K_2 w_3 w_4 \\
&\quad + 336 K_2 K_3 w_3 w_4 - 15 w_4^2 + 60 K_1 w_4^2 + 12 K_1^2 w_4^2 + 128 K_2 K_3 w_4^2) \\
\Phi_{3K}(w) &= \frac{\Phi_3(\tau_v w)}{\Phi(v)^9} \\
&= \frac{5}{1728} (-43200 K_2^2 K_3^3 w_1^3 + 25920 K_1 K_2 K_3^2 w_1^2 w_2 - 129600 K_1^2 K_2 K_3^2 w_1^2 w_2 \\
&\quad + 51840 K_1^2 K_2 K_3 w_1 w_2^2 - 129600 K_1^2 K_2 K_3^2 w_1 w_2^2 + 1944 K_1^3 w_2^3 \\
&\quad - 6480 K_1^4 w_2^3 - 14400 K_1^3 K_2 w_2^3 + 25920 K_2^2 K_3^2 w_1^2 w_3 - 129600 K_2^2 K_3^3 w_1^2 w_3
\end{aligned}$$

$$\begin{aligned}
& + 32400 K_1 K_2 K_3 w_1 w_2 w_3 - 142560 K_1^2 K_2 K_3 w_1 w_2 w_3 \\
& - 34560 K_1 K_2^2 K_3 w_1 w_2 w_3 + 27432 K_1^2 K_2 w_2^2 w_3 - 49680 K_1^3 K_2 w_2^2 w_3 \\
& - 38880 K_1^2 K_2 K_3 w_2^2 w_3 + 37800 K_2^2 K_3 w_1 w_3^2 - 23760 K_1 K_2^2 K_3 w_1 w_3^2 \\
& - 90720 K_2^2 K_3^2 w_1 w_3^2 + 4860 K_1 K_2 w_2 w_3^2 - 12960 K_1^2 K_2 w_2 w_3^2 \\
& - 32400 K_1^3 K_2 w_2 w_3^2 - 1728 K_1 K_2^2 w_2 w_3^2 - 17280 K_1 K_2^2 K_3 w_2 w_3^2 \\
& + 4860 K_2^2 w_3^3 + 3240 K_1 K_2^2 w_3^3 + 384 K_2^3 w_3^3 - 9720 K_2^2 K_3 w_3^3 \\
& - 19440 K_1 K_2^2 K_3 w_3^3 + 16200 K_2 K_3^2 w_1^2 w_4 - 71280 K_1 K_2 K_3^2 w_1^2 w_4 \\
& - 43200 K_2^2 K_3^2 w_1^2 w_4 + 75600 K_1 K_2 K_3 w_1 w_2 w_4 - 99360 K_1^2 K_2 K_3 w_1 w_2 w_4 \\
& - 129600 K_1 K_2 K_3^2 w_1 w_2 w_4 + 1620 K_1^2 w_2^2 w_4 - 3888 K_1^3 w_2^2 w_4 \\
& - 6480 K_1^4 w_2^2 w_4 + 17280 K_1^2 K_2 w_2^2 w_4 - 69120 K_1^2 K_2 K_3 w_2^2 w_4 \\
& + 16200 K_2 K_3 w_1 w_3 w_4 - 64800 K_1 K_2 K_3 w_1 w_3 w_4 \\
& - 12960 K_1^2 K_2 K_3 w_1 w_3 w_4 - 86400 K_2^2 K_3^2 w_1 w_3 w_4 + 27000 K_1 K_2 w_2 w_3 w_4 \\
& - 48816 K_1^2 K_2 w_2 w_3 w_4 - 11520 K_1 K_2^2 w_2 w_3 w_4 - 22032 K_1 K_2 K_3 w_2 w_3 w_4 \\
& - 64800 K_1^2 K_2 K_3 w_2 w_3 w_4 + 2025 K_2 w_3^2 w_4 - 3240 K_1 K_2 w_3^2 w_4 \\
& - 21060 K_1^2 K_2 w_3^2 w_4 + 2880 K_2^2 w_3^2 w_4 - 7488 K_1 K_2^2 w_3^2 w_4 \\
& - 6912 K_2^2 K_3 w_3^2 w_4 - 25920 K_2^2 K_3^2 w_3^2 w_4 + 24300 K_2 K_3 w_1 w_4^2 \\
& - 48600 K_1 K_2 K_3 w_1 w_4^2 - 14400 K_2^2 K_3 w_1 w_4^2 - 29160 K_2 K_3^2 w_1 w_4^2 \\
& - 6480 K_1 K_2 K_3^2 w_1 w_4^2 + 405 K_1 w_2 w_4^2 - 5508 K_1^3 w_2 w_4^2 \\
& + 18000 K_1 K_2 w_2 w_4^2 - 18720 K_1^2 K_2 w_2 w_4^2 - 29376 K_1 K_2 K_3 w_2 w_4^2 \\
& - 25920 K_1 K_2 K_3^2 w_2 w_4^2 + 5805 K_2 w_3 w_4^2 - 8640 K_1 K_2 w_3 w_4^2 \\
& - 3348 K_1^2 K_2 w_3 w_4^2 - 34992 K_1 K_2 K_3 w_3 w_4^2 - 17856 K_2^2 K_3 w_3 w_4^2 \\
& + 405 K_1 w_4^3 - 1620 K_1^2 w_4^3 + 324 K_1^3 w_4^3 + 3600 K_2 w_4^3 - 7200 K_1 K_2 w_4^3 \\
& - 1600 K_2^2 w_4^3 - 3456 K_1 K_2 K_3 w_4^3 - 10368 K_2 K_3^2 w_4^3)
\end{aligned}$$

Change of coordinates. Computing the square of the determinant $|\tau_v|$ amounts to expressing the degree-20 invariant $\Psi_{10}(v)^2$ in terms of the basic forms:

$$\begin{aligned}
t_K &= \frac{|\tau_v|^2}{\Phi_2(v)^{24}} = \frac{(\Phi_2(v) \Phi_3(v) \Phi_4(v) \Phi_5(v) \Psi_{10}(v))^2}{\Phi_2(v)^{24}} \\
&= \frac{\Phi_3(v)^4 \Phi_4(v)^2 \Phi_5(v)^2 \Psi_{10}(v)^2}{\Phi_2(v)^6 \Phi_2(v)^4 \Phi_2(v)^2 \Phi_3(v)^2 \Phi_2(v)^{10}} \\
&= \frac{-3125 K_1^2 K_2^2 K_3^2}{13824} (-675 + 9450 K_1 - 51300 K_1^2 + 135000 K_1^3 - 172800 K_1^4 \\
&\quad + 86400 K_1^5 + 23700 K_2 - 147600 K_1 K_2 + 111600 K_1^2 K_2 + 436800 K_1^3 K_2 \\
&\quad - 271800 K_2^2 + 424800 K_1 K_2^2 + 7200 K_1^2 K_2^2 + 25600 K_2^3 - 79200 K_2 K_3 \\
&\quad + 535680 K_1 K_2 K_3 - 777600 K_1^2 K_2 K_3 - 576000 K_1^3 K_2 K_3 + 1552320 K_2^2 K_3 \\
&\quad - 1238400 K_1 K_2^2 K_3 - 30720 K_2^3 K_3 + 68256 K_2 K_3^2 - 475200 K_1 K_2 K_3^2 \\
&\quad + 864000 K_1^2 K_2 K_3^2 - 3628800 K_2^2 K_3^2 + 864000 K_1 K_2^2 K_3^2 \\
&\quad + 4032000 K_2^2 K_3^3 - 1728000 K_2^2 K_3^4).
\end{aligned}$$

Each entry of $\tau_v^r \tau_v$ is a degree-12 invariant in v . The matrix product's expression in K is

$$T_K = \frac{\tau_v^r \tau_v}{\Phi_2(v)^6} = \begin{pmatrix} 240 K_2 K_3^2 & 2 K_1 (-15 + 66 K_1 + 40 K_2) \\ 200 K_1 K_2 K_3 & 48 K_1 K_2 (-1 + 5 K_3) \\ 240 K_1 K_2 K_3 & 240 K_1^2 (-1 + 5 K_1) \\ 240 K_2 K_3^2 & 240 K_1 K_2 K_3 \\ 2 K_2 (-35 + 46 K_1 + 84 K_3) & 5 (-15 + 60 K_1 + 12 K_1^2 + 128 K_2 K_3) \\ 2 K_2 (-15 + 90 K_1 + 16 K_2) & 2 K_2 (-35 + 46 K_1 + 84 K_3) \\ 240 K_1 K_2 (-1 + 5 K_3) & 2 K_1 (-15 + 66 K_1 + 40 K_2) \\ 240 K_1 K_2 K_3 & 240 K_2 K_3^2 \end{pmatrix}.$$

The inverse of T_K results from application of Cramer's rule:

$$T_K^{-1} = \frac{T_K^{\text{cof}}}{|T_K|}$$

where T_K^{cof} is the matrix of cofactors.

Note that $t_K = |T_K|$.

Root-selector. The w -coefficients of $\Gamma_v(w)$ are degree-13 v -invariants. Expressed in K ,

$$\begin{aligned} \Gamma_K(w) &= \frac{\Gamma_v(w)}{\Phi_2(v)^5 \Phi_3(v)} \\ &= \frac{-125 \sqrt{5}}{36} (720 K_2 K_3^2 w_1^2 - 288 K_1 K_3 w_1 w_2 + 1440 K_1^2 K_3 w_1 w_2 \\ &\quad - 288 K_1^2 w_2^2 + 720 K_1^2 K_3 w_2^2 - 288 K_2 K_3 w_1 w_3 + 1440 K_2 K_3^2 w_1 w_3 \\ &\quad - 180 K_1 w_2 w_3 + 792 K_1^2 w_2 w_3 + 192 K_1 K_2 w_2 w_3 - 210 K_2 w_3^2 \\ &\quad + 132 K_1 K_2 w_3^2 + 504 K_2 K_3 w_3^2 - 180 K_3 w_1 w_4 + 792 K_1 K_3 w_1 w_4 \\ &\quad + 480 K_2 K_3 w_1 w_4 - 420 K_1 w_2 w_4 + 552 K_1^2 w_2 w_4 + 720 K_1 K_3 w_2 w_4 \\ &\quad - 90 w_3 w_4 + 360 K_1 w_3 w_4 + 72 K_1^2 w_3 w_4 + 480 K_2 K_3 w_3 w_4 \\ &\quad - 135 w_4^2 + 270 K_1 w_4^2 + 80 K_2 w_4^2 + 162 K_3 w_4^2 + 36 K_1 K_3 w_4^2). \end{aligned}$$

The 6-maps. From the expression for $\phi_6(u)$ in basic invariants and equivariants, a K -parametrized 6-map $\phi_K(w)$ emerges:

$$\begin{aligned} \phi_6(u) &= \Phi_2^{15}(v) \tau_v \left(2 (9 \Phi_{2_K}(w) \Phi_{3_K}(w) - 10 \Phi_{5_K}(w)) \phi_{1_K}(w) \right. \\ &\quad - 2 (\Phi_{2_K}^2(w) - 5 \Phi_{4_K}(w)) \phi_{2_K}(w) \\ &\quad \left. + 20 \Phi_{3_K}(w) \phi_{3_K}(w) + 15 \Phi_{2_K}(w) \phi_{4_K}(w) \right) \\ &= \Phi_2^{15}(v) \tau_v T_K^{-1} \left(2 (9 \Phi_{2_K}(w) \Phi_{3_K}(w) - 10 \Phi_{5_K}(w)) \nabla_w^r \Phi_{2_K}(w) \right. \\ &\quad - 2 (\Phi_{2_K}^2(w) - 5 \Phi_{4_K}(w)) \nabla_w^r \Phi_{3_K}(w) \\ &\quad \left. + 20 \Phi_{3_K}(w) \nabla_w^r \Phi_{4_K}(w) + 15 \Phi_{2_K}(w) \nabla_w^r \Phi_{5_K}(w) \right) \\ &= \Phi_2^{15}(v) \tau_v \phi_K(w). \end{aligned}$$

APPENDIX C. BASIN PORTRAITS

The plots that follow are productions of the program *Dynamics 2* running on a Dell Dimension XPS with a Pentium II processor. Its BA process produced Figure 3 while the BAS routine generated the remaining plots. (See the manual [Nusse and Yorke 1998].) Each procedure divides the screen into a grid of cells and then colors each cell according to which attracting point its trajectory approaches. If it finds no such attractor after 60 iterates, the cell is black. The BA algorithm finds the attractor whereas BAS requires the user to specify a candidate attracting set of points. Each portrait exhibits the highest resolution available—a 720×720 grid. Color versions of the images appear at [Crass 1999b].

In Figure 3, we have the dodecahedral 11-map. Each of the ten pairs of antipodal dodecahedral vertices—black dots—is a period-2 superattractor. Their basins fill up \mathbf{CP}^1 in measure. (Bear in mind that points in the space of this plot correspond to lines on the quadric surface \mathcal{Q} .)

Figure 4 indicates the behavior of h_{11} restricted to an \mathcal{S}_4 -symmetric conic \mathcal{Q}_i^1 . The four pairs of antipodal vertices of the cube are period-2 superattracting 20-points whose basins have full measure on the conic.

Figures 5 and 6 show the behavior of the octahedral map h_{11} on a 15-line and a 30-line respectively. In the former case, the critical points at 0 and ∞ are a pair of 30-points on \mathcal{Q} that h_{11} exchanges. A pair of fixed 10-points accounts for the remaining two basins. At each of these attracting points, the map repels in at least one direction away from the line. Although the line has \mathbf{Z}_2 symmetry under \mathcal{G}_{120} , the plot displays that of $\mathbf{Z}_2 \times \mathbf{Z}_2$. This is a manifestation of an additional antiholomorphic symmetry

$$x \longrightarrow \bar{x}$$

that extends \mathcal{G}_{120} by degree two.

On the 30-line, the critical points at 0 and ∞ are a pair of octahedral 60-points on \mathcal{Q} that h_{11} exchanges. The remaining two basins belong to a pair of 20-points on \mathcal{R} . At each of these attracting points, the map repels in at least one direction away from the line. Again, $\mathbf{Z}_2 \times \mathbf{Z}_2$ symmetry appears.

In Figures 7 and 8 we see the restriction of h_{11} to an \mathbf{RP}^2 with \mathcal{S}_4 symmetry and an \mathbf{RP}^2 with \mathcal{S}_3 symmetry. Each case involves a chaotic attractor. In the former, the attractor consists of the four \mathbf{RP}^1 intersections of \mathcal{R} , $\mathcal{L}_{5_i}^2$, and the 10-lines $\mathcal{L}_{10_{ij}}^1$. The six intersections occur at 10-points $p_{k\ell_1}^{10}$ ($k, \ell \neq i$). (In the picture, two of these intersections occur on the line at infinity.) The pictured “lines” are the images of small circles centered along the edges of the inner square. This graphical technique specifically relies on the chaotic behavior of h_{11} along each \mathbf{RP}^1 .

In the \mathcal{S}_3 plane, the attracting line is the \mathbf{RP}^1 intersection of \mathcal{R} , $\mathcal{L}_{10_{ij}}^2$ and the 10-line $\mathcal{L}_{10_{ij}}^1$ at infinity—the light gray basin. The three “attracting” 30-points—they are blowing up—are the vertices

$$(1, 0), \left(-\frac{1}{2}, \pm \frac{\sqrt{3}}{2}\right)$$

of an equilateral triangle about $(0, 0)$.

The remaining images illustrate the dynamics of the quintic-solving 6-map f_6 . In Figures 9 through 12, we see the restriction to the \mathbf{RP}^2 determined by $\mathcal{L}_{10_{ij}}^2 \cap \mathcal{R}$. Since this plane is \mathcal{S}_3 -symmetric, the affine coordinates here are chosen with the

three 5-points at

$$(1, 0), \left(-\frac{1}{2}, \pm \frac{\sqrt{3}}{2} \right).$$

Three of the superattracting pipes form a triangle on these points. Indeed, the image in Figure 9 of the circle

$$\left\{ x^2 + y^2 = \frac{1}{4} \right\}$$

is nearly this triangle. The attractor at $(0, 0)$ is the 1-point orbit *in* the 10-plane—overall, the 10-point $p_{ij_2}^{10}$. In the direction away from the plane, f_6 repels at this site along the superattracting pipe $\mathcal{M}_{10_{k\ell m}}^1$ ($k, \ell, m \neq i, j$). The three “spokes” at basin boundaries are pieces of 15-lines $\mathcal{L}_{15_{ij, k\ell}}^1$ each of which passes through a secondary basin that contains a preimage of the central 10-point. The boxed region is the approximate content of Figure 11.

Figure 10 show h_{11} 's critical set (*minus* the three “doubly-critical” 10-lines) superimposed on the blurry basin portrait. The critical contour is a *Mathematica* plot. Of course, the higher order intersections occur at the 5-points. All but six critical points appear to belong to the basin of either a 5-point or the central 10-point $p_{ij_2}^{10}$. The six exceptions lie on the 15-lines at basin boundaries. If this is so, then there is no other attracting site—provided that a basin contains critical points.

In Figures 13 and 14 we see the map restricted to a 15-line. The coordinates of this image place the single 5-point at 0 and the two fixed superattracting 10-points at ± 1 . At the latter points, the map repels in all directions off the line. Figure 14 approximately shows the boxed region.

In Figure 15, the space is the \mathbf{RP}^2 intersection of an \mathcal{S}_4 -invariant \mathbf{RP}^3 and a 10-plane $\mathcal{L}_{10_{ij}}^2$. The \mathbf{RP}^1 intersection of the \mathbf{RP}^2 and the 10-line $\mathcal{L}_{10_{ij}}^1$ is $\{x = 0\}$. By plotting the trajectory of one of its generic points, this line reveals itself as a chaotic attractor; the plot shows roughly 20,000 iterates. The map attracts at $(1, 0), (-1, 0)$ —the 5-point p_k^5 ($k \neq i, j$) and 10-point $p_{ij_2}^{10}$ respectively.




FIGURE 3. Dynamics of a ruling-preserving 11-map on the quadric's rulings




FIGURE 4. Four basins of attraction for the octahedral 5-map




FIGURE 5. Three basins of attraction for h_{11} restricted to a 15-line \mathcal{L}_{15}^1




FIGURE 6. Three basins of attraction for h_{11} restricted to a 30-line \mathcal{L}_{30}^1




FIGURE 7. Chaotic attractors for h_{11} on an \mathbf{RP}^2 with \mathcal{S}_4 symmetry




FIGURE 8. Chaotic attractor for h_{11} on an \mathbf{RP}^2 with \mathcal{S}_3 symmetry




FIGURE 9. Four basins of attraction for f_6 restricted to an \mathbf{RP}^2

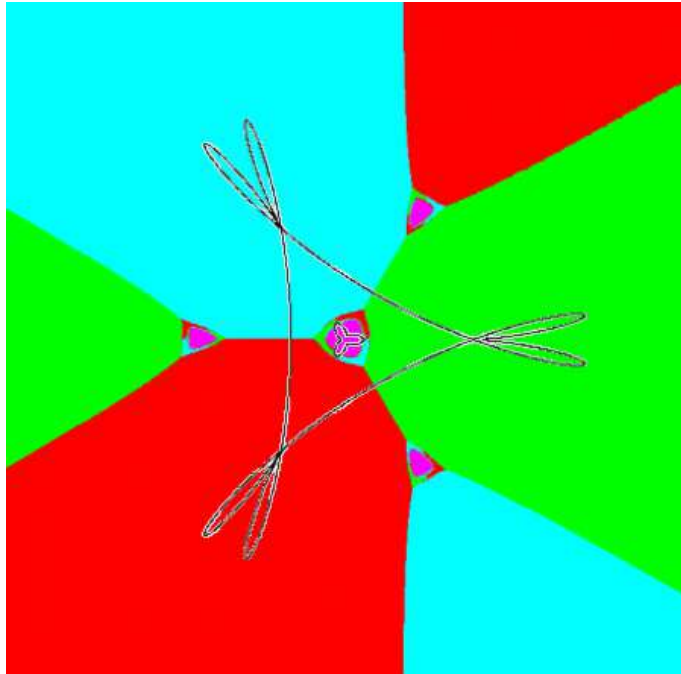


FIGURE 10. Critical set of f_6 restricted to an \mathbf{RP}^2




FIGURE 11. Detail of the left cusp of central basins in Figure 9




FIGURE 12. Detail of the left cusp in Figure 11

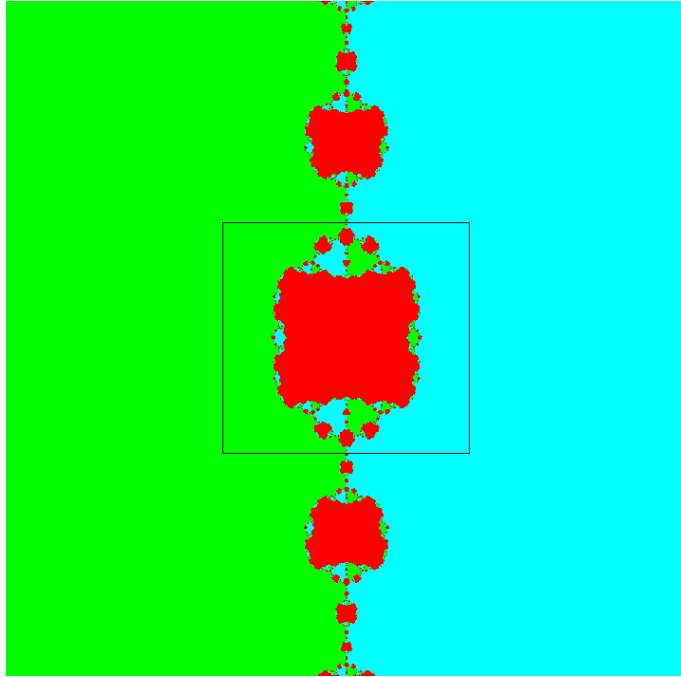


FIGURE 13. Three basins of attraction for f_6 restricted to a 15-line $\mathcal{L}_{15_{ij,kl}}^1$




FIGURE 14. Magnified view of the boxed region in Figure 13




FIGURE 15. Chaotic attractor for f_6 on an \mathbf{RP}^2 with $\mathbf{Z}_2 \times \mathbf{Z}_2$ symmetry

REFERENCES

- [Crass forthcoming] S. Crass. *Solving the sextic by iteration: A study in complex geometry and dynamics*. To appear in Experiment. Math.
- [Crass 1999a] S. Crass, 1999. Mathematica notebook and data files that implement the quintic-solving algorithm based on the dynamics of f_6 . See www.buffalostate.edu/~crasssw.
- [Crass 1999b] S. Crass, 1999. "Solving the quintic by iteration in three dimensions." Preprint at xxx.lanl.gov/abs/math.DS/9903054.
- [Crass 1999c] S. Crass, 1999. "Solving the octic by iteration in six dimensions." Preprint at xxx.lanl.gov/abs/math.DS/.
- [Doyle and McMullen 1989] P. Doyle and C. McMullen. *Solving the quintic by iteration*. Acta Math. 163 (1989), 151-80.
- [Hodge and Pedoe 1968] W. Hodge and D. Pedoe. *Methods of Algebraic Geometry*. Cambridge University Press, 1968.
- [Klein 1956] F. Klein. *Lectures on the Icosahedron and the Solutions of Equations of the Fifth Degree*. Translated by G. Morrice. Dover, 1956.
- [Nusse and Yorke 1998] H. Nusse and J. Yorke. *Dynamics: Numerical Explorations, 2e* Springer-Verlag, 1998. Computer program *Dynamics 2* by B. Hunt and E. Kostelich.
- [Orlik and Terao 1992] P. Orlik and H. Terao. *Arrangements of Hyperplanes*. Springer-Verlag, 1992.
- [Shephard and Todd 1954] G.C. Shephard and T.A. Todd. *Finite unitary reflection groups*. Canad. J. Math. 6 (1954), 274-304.

MATHEMATICS INSTITUTE, UNIVERSITY OF WARWICK, COVENTRY CV4 7AL UK (1999-2000)
E-mail address: scrassw@maths.warwick.ac.uk

DEPARTMENT OF MATHEMATICS, SUNY COLLEGE AT BUFFALO, BUFFALO, NY 14222
E-mail address: crasssw@buffalostate.edu