

Random Domino Tilings and the Arctic Circle Theorem

Revised February 9, 2026

William Jockusch
Wizards of the Coast
jockusch@gmail.com

James Propp
University of Massachusetts at Lowell
propp@math.mit.edu

Peter Shor
Massachusetts Institute of Technology
shor@math.mit.edu

ABSTRACT: In this article we study domino tilings of a family of finite regions called Aztec diamonds. Every such tiling determines a partition of the Aztec diamond into five sub-regions; in the four outer sub-regions, every tile lines up with nearby tiles, while in the fifth, central sub-region, differently-oriented tiles co-exist side by side. We show that when n is sufficiently large, the shape of the central sub-region becomes arbitrarily close to a perfect circle of radius $n/\sqrt{2}$ for all but a negligible proportion of the tilings. Our proof uses techniques from the theory of interacting particle systems. In particular, we prove and make use of a classification of the stationary behaviors of a totally asymmetric one-dimensional exclusion process in discrete time.

202 Mathematics Subject Classification: Primary 60C05; Secondary 05C70, 82B20, 60K35.

This research was supported by NSF grant DMS 9206374 and NSA grant MDA904-92-H-3060, and by an NSF Graduate Fellowship.




Figure 1: A random domino tiling of the Aztec diamond of order 64.

1. Introduction.

This paper presents a complete and self-contained probabilistic proof of the original arctic circle theorem, written at the time of its discovery.

Figure 1 shows a domino tiling of the Aztec diamond of order 64. In general, the **Aztec diamond of order n** is a region composed of $2n(n+1)$ unit squares, arranged as a stack of $2n$ centered rows of squares, with the k th row having length $\min(2k, 4n-2k+2)$, and a **domino** is the union of any two of these unit squares that share an edge. It can be seen that the tiling shown in Figure 1 consists of a roughly circular region in which tile-orientations are

mixed, surrounded by four regions in which the tiling exhibits a repetitive “brick-wall” pattern. In this article we will demonstrate that the large-scale structure seen in the figure is no coincidence but is in fact increasingly certain to occur as one looks at random tilings of ever-larger Aztec diamonds. This behavior is in sharp contrast with the behavior of random domino tilings of $2n$ -by- $2n$ squares, which are statistically homogeneous unless one looks quite close to the boundary [2].

As a first step towards a precise statement of the main result, it is important to note that the four brick-wall patterns are genuinely different from one another. One might not at first see the difference between the brick-pattern seen at the top of the diamond and the brick-pattern seen at the bottom, but in fact they are out of phase with one another. To see this, imagine coloring the squares alternately black and white. Then, scanning from left to right, rows in the upper half of the diamond begin with a square of one color while rows in the lower half begin with a square of the other color. Thus the two horizontal brick-wall patterns extend to distinct tilings of the entire plane; in one, every domino has its left square colored black, and in the other, every domino has its left square colored white. A similar situation prevails for the vertical tiles.

The recognition of the existence of four rather than two distinct sorts of tiles plays a key role in the formulation of the “shuffling algorithm” (described in section 2). Shuffling was introduced in [5] to prove that the Aztec diamond of order n has exactly $2^{n(n+1)/2}$ domino tilings; here we use shuffling to generate tilings uniformly at random (Figure 1 was generated in precisely this way).

Figure 1 shows a domino tiling of the Aztec diamond of order 64. To lay the groundwork for a description of shuffling, consider the set of vertices in a paving of the Aztec diamond of order n by unit squares. Figure 2 shows a domino tiling of the Aztec diamond of order 8. As shown in the figure, we mark with a dot the middle vertex along the upper (or “northern”) border of the Aztec diamond, and we also mark with a dot every vertex that can be reached from this vertex by a lattice-path of even length. Every domino then has a dot at the midpoint of exactly one of its four sides, and we will assign the domino a **heading** (north, south, east, or west) according to which of its sides (north, south, east, or west) is dotted. Thus a horizontal domino is either north-going or south-going and a vertical domino is either east-going or west-going; the reason for this terminology will become clear in section 2. Headings of dominoes are indicated by arrows in the figure.

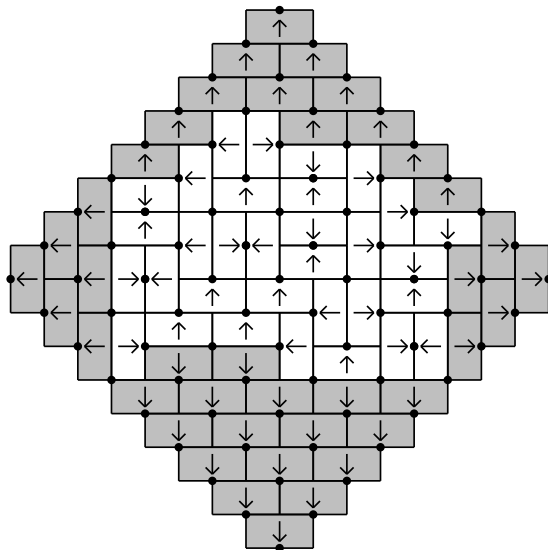


Figure 2: Domino shuffling, before dominoes slide.

Some of the dominoes in Figure 2 have been shaded, namely, those that percolate to the boundary by way of dominoes with the same heading. For instance, a north-going domino has been shaded if and only if it is possible to get from that domino to a north-going domino that shares an edge with the boundary of the Aztec diamond by means of a (possibly trivial) sequence of north-going dominoes, each of which shares an edge with the one before.

Observe that the only way a north-going domino can share an edge with the boundary is if abuts one of the horizontal edges in the upper half of the diamond, and that the presence of such a domino leads to a cascade of north-going dominoes reaching all the way up to the top row. It follows easily from this that the shaded north-going dominoes form a single connected block, which we call the **arctic region**. (Similar remarks apply to the other four “frozen” regions.) The unshaded region is called the **temperate zone**.

Define the **inscribed circle** as the circle of radius $n/\sqrt{2}$ centered on the middle of the Aztec diamond. We can now state the main result of this paper:

THEOREM 1 (the Arctic Circle Theorem): Fix $\epsilon > 0$. Then for all sufficiently large n , all but an ϵ fraction of the domino tilings of the Aztec diamond of order n will have a temperate zone whose boundary stays uniformly within distance ϵn of the inscribed circle.

Note that this implies, for all $\epsilon > 0$, that when n is sufficiently large, all but an ϵ fraction of the domino tilings of the Aztec diamond of order n will have a temperate zone whose symmetric difference with the interior of the inscribed circle has area less than ϵn^2 .

To prove the Arctic Circle Theorem, we will use facts about the totally asymmetric exclusion process on \mathbf{Z} taking place in discrete time. This is a stochastic process whose states are doubly-infinite sequences $(\dots, x_{-1}, x_0, x_1, \dots)$ of 1's and 0's, whose i th term signifies the presence or absence of a particle at location i in a 1-dimensional lattice; at each discrete time-step, a particle that has a vacancy to its right has a 50% chance of moving one step to the right and a 50% chance of staying put. (Note that a particle with another particle immediately to its right has no chance of moving until the location to its right becomes vacant.) That is to say: If the system at time n is in a particular state $(\dots, x_{-1}, x_0, x_1, \dots)$ and you want to advance the system to time $n + 1$, then find all i such that $x_i = 1$ and $x_{i+1} = 0$ (these i 's are necessarily non-consecutive), and for each such i , toss a fair coin (with independent coins for different values of i); when it comes up heads, put $x'_i = 0$ and $x'_{i+1} = 1$, and when it comes up tails leave $x'_i = 1$ and $x'_{i+1} = 0$. Put $x'_i = x_i$ for all other i . In this way one obtains a new doubly-infinite sequence $(\dots, x'_{-1}, x'_0, x'_1, \dots)$. One repeats this process $x \mapsto x'$ for infinitely many iterations. (Here the “?” is to remind us that x' is a *stochastic* function of x .)

Now consider the initial condition x^* with

$$x_i^* = \begin{cases} 1 & \text{if } i \leq 0, \\ 0 & \text{if } i > 0. \end{cases}$$

We are interested in how the exclusion process evolves when it is in state x^* at time 0.

It will be shown in section 3 that the Arctic Circle Theorem can be reduced to the following assertion:

THEOREM 2: Fix $\alpha \leq \beta$. If one runs the exclusion process starting from the state x^* , then the number of particles in the interval $[\alpha n, \beta n]$ at time n ,

normalized by dividing by n , converges in probability to $h(\alpha) - h(\beta)$, where

$$h(u) = \begin{cases} -u & \text{for } u < -\frac{1}{2}, \\ \frac{1-u}{2} - \frac{1}{2}\sqrt{\frac{1}{2}-u^2} & \text{for } -\frac{1}{2} \leq u \leq \frac{1}{2}, \text{ and} \\ 0 & \text{for } u > \frac{1}{2}. \end{cases}$$

Theorem 2 is quite analogous to Rost's Theorem [11] on the behavior of the totally asymmetric exclusion process in *continuous* time. The quantitative form of the result is different (Rost obtains a parabolic arc where we obtain a circular arc), but most of the methods are the same.

Note that the assertion for $\frac{1}{2} = \alpha \leq \beta$ follows immediately from the fact that the position of the rightmost particle at time n is binomially distributed with mean $n/2$ and variance $n/4$. The case of $\alpha \leq \beta = -\frac{1}{2}$ is similar (one looks at the leftmost vacancy instead of the rightmost particle). Hence all of the interest of Theorem 2 lies in the case $-\frac{1}{2} \leq \alpha \leq \beta \leq \frac{1}{2}$.

To prove Theorem 2, we will need to establish some general facts about the exclusion process. Let \mathcal{X} denote the set of sequences $x = (\dots, x_{-1}, x_0, x_1, \dots)$ with terms in $\{0, 1\}$, and let $\mathcal{M}(\mathcal{X})$ denote the set of probability measures on \mathcal{X} , relative to the usual Borel σ -algebra on \mathcal{X} generated by the cylinder sets $\{x \in \mathcal{X} : x_{i_1} = b_1, \dots, x_{i_k} = b_k\}$ ($i_1, \dots, i_k \in \mathbf{Z}$, $b_1, \dots, b_k \in \{0, 1\}$). The law governing the exclusion process, run for one time-step, gives a stochastic function from \mathcal{X} to \mathcal{X} , sending x to some x' . If $\mu \in \mathcal{M}(\mathcal{X})$ has the property that $\text{Prob}_{\mu(x)}(x' \in A) = \text{Prob}_{\mu(x)}(x \in A) = \mu(A)$ for all Borel sets $A \subset \mathcal{X}$, then we say μ is **stationary** under the dynamics. Equivalently, if we define the time-evolution map $F : \mathcal{M}(\mathcal{X}) \rightarrow \mathcal{M}(\mathcal{X})$ by the formula $\text{Prob}_{F(\mu)}(x \in A) = \text{Prob}_{\mu}(x' \in A)$, then μ is stationary if and only if it is a fixed point of F .

The shift-operator $k \mapsto k + 1$ on \mathbf{Z} gives rise to a shift-map T on \mathcal{X} , with $(Tx)_i = x_{i+1}$ for all i ; this in turn gives rise to a shift-operation T^* on $\mathcal{M}(\mathcal{X})$, with $(T^*\mu)(A) = \mu(T^{-1}A) = \text{Prob}_{\mu(x)}(Tx \in A)$. If a measure μ satisfies $T^*\mu = \mu$, we say that μ is **translation-invariant** (or **shift-invariant**).

If for all Borel sets S and all reals α with $0 \leq \alpha \leq 1$ we define

$$(\alpha\mu_1 + (1 - \alpha)\mu_2)(S) = \alpha\mu_1(S) + (1 - \alpha)\mu_2(S)$$

and if we decree that $\mu_n \rightarrow \nu$ if and only if $\mu_n(A) \rightarrow \nu(A)$ for all cylinder sets A (this is often called the **weak topology**), and if we make use of the fact that a probability measure on $\mathcal{M}(\mathcal{X})$ is determined by the measure it

assigns to cylinder sets (see for instance Theorem 3.1 in [1]), then we can give $\mathcal{M}(\mathcal{X})$ an affine structure and a topology. Under these definitions, the set of stationary, translation-invariant probability measures in $\mathcal{M}(\mathcal{X})$ is a compact convex set. Thus, every element of it can be written as a convex combination of extremal elements.

Given $0 \leq d \leq 1$, put $s = \sqrt{d^2 + (1-d)^2}$, and let

$$\begin{aligned} p(0) &= 1-d, \\ p(1) &= d, \\ q(0,0) &= \frac{s-d}{1-d}, \\ q(0,1) &= \frac{1-s}{1-d}, \\ q(1,0) &= \frac{1-s}{d}, \text{ and} \\ q(1,1) &= \frac{s-(1-d)}{d}, \end{aligned}$$

with values at the endpoints $d=0$, $d=1$ being given by continuity. Let μ_d be the unique translation-invariant probability measure on \mathcal{X} such that

$$\mu_d(\{x \in \mathcal{X} : x_0 = b_0, x_1 = b_1, \dots, x_k = b_k\})$$

is equal to

$$p(b_0)q(b_0, b_1)q(b_1, b_2) \cdots q(b_{k-1}, b_k)$$

for all $k \geq 1$ and all b_0, \dots, b_k in $\{0,1\}$. Note that this measure has the Markov property: any event that is measurable with respect to \dots, X_{-2}, X_{-1} is conditionally independent of any event that is measurable with respect to X_1, X_2, \dots given X_0 .

THEOREM 3: The translation-invariant, stationary probability measures on \mathcal{X} are precisely those that can be expressed as convex combinations of the measures μ_d , $0 \leq d \leq 1$.

Theorem 3 will be of independent interest to those who study particle system models. The proof is similar to the proof that was devised by Rost for use in the continuous-time setting; the only non-straightforward trick

that the discrete-time version of the proof requires is the coupling argument presented in section 4.

The rest of this article is organized as follows. In section 2, we describe a combinatorial operation on tilings, called shuffling, that plays a fundamental role in the proof. In section 3, we show that the Arctic Circle Theorem (Theorem 1) reduces to our assertion (Theorem 2) about the behavior of the discrete-time exclusion process when the initial state is x^* . In section 4, we classify the stationary, translation-invariant measures in $\mathcal{M}(\mathcal{X})$ (Theorem 3). In sections 5 and 6 we show that Theorem 3 implies Theorem 2, which in turn causes Theorem 1 to topple into place. In section 7, we modify the notion of shuffling to allow for the study of random tilings in which one sort of domino (horizontal or vertical) is favored over the other, and we explore the extent to which the methods used in the unbiased case still allow one to determine the asymptotic shape of the temperate zone. Finally, in section 8, we offer some comments that may help the reader to understand why the existence of spontaneous large-scale structure in random tilings is not as surprising as it might at first seem.

Since the appearance of the present work, the arctic circle phenomenon has been placed in a broader mathematical context and refined in several directions. Alternative proofs based on height functions and variational principles were developed by Cohn, Elkies, and Propp [3], providing a conceptual explanation of limit shapes for domino tilings, and the work of Cohn, Kenyon and Propp [4] situated the result within a more flexible variational framework. Determinantal and integrable-systems methods, drawing on Kasteleyn's determinantal approach [6], have led to sharp asymptotic results for local statistics and fluctuations near the arctic boundary; in particular, Johansson [7] showed that boundary fluctuations occur on the $n^{1/3}$ scale and converge to the Airy process. More generally, analogous limit-shape phenomena have been established for a wide class of tiling and dimer models, including boxed plane partitions and periodic planar dimers, culminating in general results of Kenyon, Okounkov, and Sheffield [9] describing frozen boundaries as algebraic curves. These later developments complement rather than replace the present argument, which gives a direct and elementary derivation of the arctic circle theorem for Aztec diamonds.

We emphasize that the goal of the present paper is not to survey subsequent developments, but to give a complete and self-contained probabilistic proof of the original result using the method of particle systems.

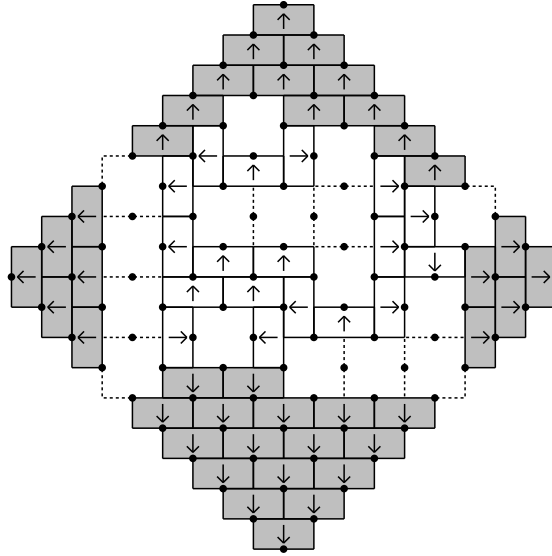


Figure 3: Domino shuffling, after dominoes slide.

2. Shuffling.

For the convenience of the reader, we restate (without proof) the details of the shuffling algorithm introduced in [5].

Domino shuffling is a stochastic procedure that turns a domino tiling of the Aztec diamond of order $n - 1$ into one of several domino tilings of the Aztec diamond of order n . If one starts from the (empty) tiling of the Aztec diamond of order 0 and applies shuffling n times, the result is a uniformly random domino tiling of the Aztec diamond of order n — that is, each of the $2^{n(n+1)/2}$ tilings has probability $2^{-n(n+1)/2}$ of being generated.

Consider an Aztec diamond of order $n - 1$ tiled by dominoes, where each domino has been assigned a heading (north, south, east, or west) as described in section 1. When two dominoes share a side of length 2, they must be heading in opposite directions. If the arrows point away from each other, the two dominoes form a **good block**; if the arrows point towards each other, they form a **bad block**.

The shuffling procedure has three steps: destruction, sliding, and creation. Only the last of the three steps involves randomness. In the destruction

step, all the bad blocks in the tiling of order $n - 1$ are removed. In the sliding step, each domino simultaneously moves one step in the direction of its arrow. After the sliding takes place, some of the dominoes will no longer be inside the Aztec diamond of order $n - 1$, but all will lie inside the concentric Aztec diamond of order n . It is shown in [5] that no dominoes overlap after destruction and sliding have taken place, and that moreover the resulting configuration of dominoes, viewed as a partial tiling of the Aztec diamond of order n concentric with the original diamond of order $n - 1$, has a complement that can be tiled by 2-by-2 squares in exactly one way. In the creation step, we fill all these 2-by-2 holes with good 2-by-2 blocks, using a fair coin to decide whether the two tiles in any particular hole should be horizontal or vertical. The result is a complete domino tiling of the Aztec diamond of order n . Moreover, all the arrows in the new tiling are properly assigned in preparation for another round of shuffling. (Note that the dotted and undotted vertices change places, as is fitting, since we need the middle vertex on the upper border of the new Aztec diamond to be dotted when we apply the shuffling algorithm.) Figure 3 shows the results of applying destruction and sliding to the tiling shown in Figure 2; the untiled portion of the Aztec diamond of order n has been divided into 2-by-2 holes in the only way possible. When one performs creation, the empty 2-by-2 holes get filled in with good blocks, and all the good blocks in the tiling of order n arise in this way.

Shuffling can also be run in reverse: given a tiling of the Aztec diamond of order n , one can remove all the good 2-by-2 blocks, slide each remaining tile one step in the direction opposite to its arrow, and then fill the 2-by-2 holes in the resulting partial tiling of the Aztec diamond of order $n - 1$ using bad blocks (each composed of either horizontal or vertical tiles). We are not interested in the reverse algorithm per se; rather, we will treat it as a way of seeing which tilings of the smaller diamond can give rise to some specified tiling of the larger diamond under the forward procedure. Specifically, if T' is a domino tiling of the Aztec diamond of order n with k good 2-by-2 blocks, then there 2^k tilings T of the Aztec diamond of order $n - 1$ that can give rise to T under shuffling.

To see why iterated shuffling yields the uniform distribution on the set of tilings, note that if T is a domino tiling of the diamond of order $n - 1$ that has $k(T)$ bad blocks that get removed in the destruction step, then $k(T) + n$ good blocks will need to be added in the creation step in order to yield a net increase in area of $2n(n + 1) - 2(n - 1)n = 4n$. Thus, T gives rise to

any of $2^{k(T)+n}$ different tilings T' of the diamond of order n , each with equal probability, namely $2^{-(k(T)+n)}$. On the other hand, as remarked above, each such T' can arise from $2^{k(T)}$ different tilings T . Hence, if we assume (for purposes of induction) that each tiling T of the Aztec diamond of order $n-1$ arises with probability $2^{-(n-1)n/2}$ after $n-1$ rounds of shuffling, then after n stages, each tiling T' of the Aztec diamond of order n occurs with probability

$$2^{k(T)} \left(2^{-(n-1)n/2} 2^{-(k(T)+n)} \right) = 2^{-n(n+1)/2}.$$

This completes the verification that the shuffling process indeed generates a uniformly random tiling.

3. Reduction.

To begin, let us check that the arctic region in a domino tiling of an Aztec diamond must have a fairly special sort of shape; specifically, the centers of its constituent dominoes must form a Ferrers diagram (rotated so that its origin is at the north corner of the Aztec diamond).

We will do this by giving an alternative characterization of the arctic region. Imagine (to make subsequent discussions simpler) that we augment the picture by adding some extra dominoes external to the Aztec diamond, as shown in Figure 4. Specifically, we flank each of the first $n-1$ rows of the Aztec diamond by a horizontal domino on both the left and the right, and we put two extra horizontal dominoes immediately above the first row of the Aztec diamond, with one more horizontal domino immediately above those two. Call these $2n+1$ dominoes the **external dominoes**, and say that they, together with the tiles inside the Aztec diamond, constitute the **augmented tiling**. Now let us shade in the external dominoes, and, in each successive row of the Aztec diamond (starting with the first) let us shade in every north-going domino that is adjacent to two already-shaded-in north-going dominoes in the preceding row.

We claim that no unshaded north-going domino can share an edge with the shaded region. For, suppose the (north-going) domino s in the shaded region shares an edge with the unshaded north-going domino u inside the Aztec diamond. Let s be the northmost domino with this property. For simplicity, we treat only the situation in which s is one of the tiles in our original tiling (the argument is similar, but slightly simpler, when s is one of the external dominoes). There are three cases, according to whether u

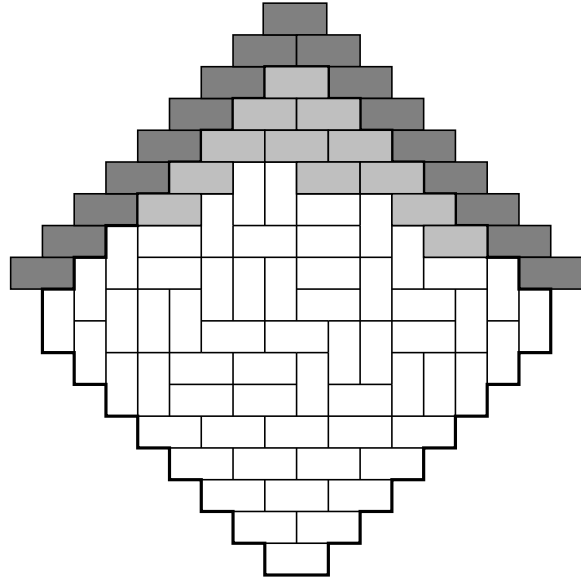


Figure 4: The arctic region of a tiling.

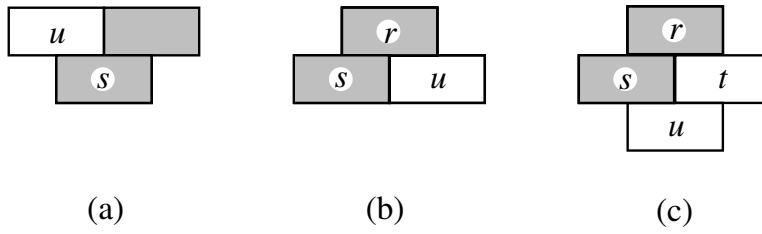


Figure 5: Three cases.

is in the row above s , the same row as s , or the row below s . The first case (shown in Figure 5(a)) is easily disposed of; since s is shaded, both dominoes covering it in the preceding row must be shaded, contradicting the fact that u is unshaded. In the second case (shown in Figure 5(b)), the fact that s is shaded implies that the domino r that covers both s and u must be shaded. But then s is not the northernmost shaded domino in contact with an unshaded north-going domino (as r now has this property too). In the third case (shown in Figure 5(c)), the fact that s is shaded implies that the domino r must be shaded. But then domino t must be in the augmented tiling as well. Since u is unshaded, and s is shaded, t must be unshaded; but then s is not the northernmost shaded domino in contact with an unshaded north-going domino (as r now has this property too).

It follows that the shaded region does not share an edge with any unshaded north-going dominoes. (One can also see that it does not share a corner with any unshaded north-going dominoes either, since north-going dominoes never meet corner-to-corner.) Therefore the part of the shaded region that lies inside the Aztec diamond coincides with the arctic region, defined earlier as the union of the north-going dominoes that percolate to the boundary.

The shaded region in the augmented tiling has the property that each shaded domino in the original tiling is covered by two shaded dominoes in the row above it, each of which belongs to the augmented tiling. Assign coordinates to the centers of the north-going dominoes in accordance with a rotated rectangular coordinate system, so that the northernmost external domino has center $(0,0)$ and the two below it have centers $(1,0)$ and $(0,1)$ (going from left to right). Then the centers of the shaded dominoes are represented by a subset S of $[0, n] \times [0, n]$ that contains $(0, k)$ and $(k, 0)$ for all $0 \leq k \leq n$ and has the property that for all $(i, j) \in S$ with $1 \leq i, j \leq n$, both $(i-1, j)$ and $(i, j-1)$ are in S . But such sets S are precisely the Ferrers diagram of a partition with at most n parts and with largest part at most n .

Now let us see how the arctic region changes under shuffling. No domino in the arctic region belongs to a bad block. Thus, north-going dominoes in the arctic region slide en masse to form a neighborhood of the “north pole” in ever-larger Aztec diamonds, and remain part of the arctic region forever. The question is, how do new dominoes get added to the arctic region over time? No domino can join the arctic region by sliding; the only way the arctic region can grow is by creation of good 2-by-2 blocks.



Figure 6: How the arctic region grows.

To apply shuffling to augmented tilings, one simply applies shuffling to the part of the tiling inside the Aztec diamond, allows the external tiles to slide upward, and creates two new external tiles.

Now consider two horizontally-adjacent north-going dominoes in the augmented arctic region, as in Figure 6(a). After sliding takes place, the two dominoes must be positioned as shown in Figure 6(b). Note that the cells marked a and b must be unoccupied at this point, since east-, west-, and south-going dominoes from the old (un-slid) tiling would not slide up that high. Hence the cells marked a and b must (in accordance with the results proved in [5]) be part of an empty 2-by-2 block (of the kind that becomes a good block when it is tiled), namely, the 2-by-2 block shown in Figure 6(b), consisting of the cells marked a , b , c , and d . In the creation step, there is a $\frac{1}{2}$ chance that this empty block will be tiled by two horizontal dominoes, in which case a new domino will get added to the arctic region, and there is a $\frac{1}{2}$ chance that the empty block will be tiled by two vertical dominoes, in which case a new domino does not get added to the arctic region at that location. In terms of the Ferrers diagram, what is happening is that whenever $(i, j) \notin S$ with $(i - 1, j), (i, j - 1) \in S$, the node (i, j) gets added to S with probability $\frac{1}{2}$.

Henceforth, let us disregard the external dominoes, since they were only an aid to analysis and play no further role in the proof.

It follows from the above argument, via induction on n , that after n rounds of shuffling the Ferrers diagram associated with the arctic region contains only nodes (i, j) with $i + j \leq n$; that is, it sits inside the Ferrers diagram of the partition $(n, n - 1, \dots, 1)$ (which is associated with the all-

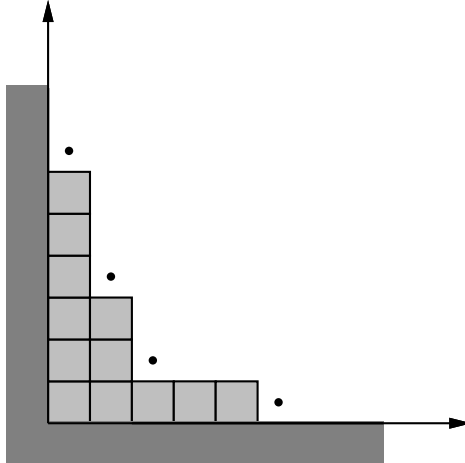


Figure 7: The augmented Young diagram.

horizontals tiling). Each Ferrers diagram that sits inside $(n, \dots, 1)$ is in fact a possible shape of the arctic region, though the different possibilities are not equally likely.

Let us represent the arctic region by a Young diagram rather than by a Ferrers diagram. That is, the i th domino-position in the k th row of the arctic region now corresponds to the unit grid-square with lower-left corner $(k - i, i - 1)$. For convenience, imagine that the second, third, and fourth quadrants are all adjoined to the Young diagram (see Figure 7); call this the **augmented Young diagram**. Note that the Young diagram in the figure corresponds to the arctic region shown in Figure 4. Call a square that is not in the augmented Young diagram a “growth-square” if both its leftward and downward neighbors are in the Young diagram. Growth-squares in Figure 7 are marked by dots.

The growth-process for Ferrers diagrams (which represents the growth-process for possible shapes of the arctic region) is tantamount to the growth process for Young diagrams whereby, at each stage, each of the growth-squares joins the growing diagram independently with probability $\frac{1}{2}$. Figure 8 illustrates this by giving the transition probabilities for all Young diagrams with three or fewer boxes. We have omitted the trivial transitions

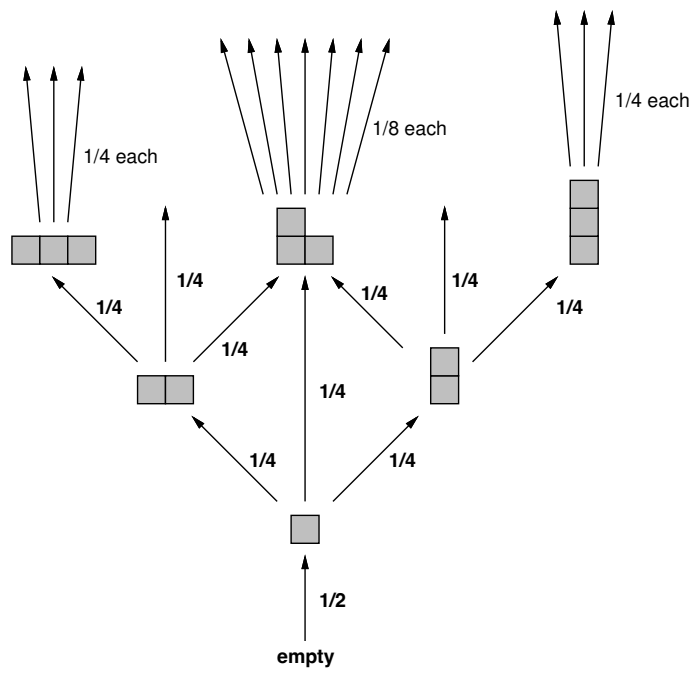


Figure 8: Transition probabilities for growth.

in which a Young diagram gives rise to itself, so the outgoing probabilities shown do not sum to 1. Note also that the two two-box diagrams admit transitions to four-box diagrams that are not shown.

A further transformation comes from looking at the boundary of the augmented Young diagram. This is a lattice-path with “endpoints” $(0, +\infty)$ and $(+\infty, 0)$, composed of unit steps downward and to the right. The path initially runs straight from $(0, +\infty)$ to $(0, 0)$ and straight from $(0, 0)$ to $(+\infty, 0)$. As the tiling undergoes iterated shuffling, the lattice-path evolves in accordance with the rule that, whenever a downward step is followed by a rightward step, there is a probability of $\frac{1}{2}$ that “down-then-right” will be replaced by “right-then-down” at the next stage, with all such modifications being independent of one another.

We claim that after n rounds of this evolution, the lattice-path L will, with probability $1 - o(1)$, stay within distance $o(n)$ of a single particular path, namely, the curvilinear path P that goes from $(0, +\infty)$ to $(0, \frac{n}{2})$ along a straight line, from $(0, \frac{n}{2})$ to $(\frac{n}{2}, 0)$ along a quarter-circular arc with its center at $(\frac{n}{2}, \frac{n}{2})$, and then from $(\frac{n}{2}, 0)$ to $(+\infty, 0)$ along a straight line. This is just a restatement of the main theorem.

To prove the restatement, it will suffice to prove that, for all slopes m , $0 < m < \infty$, the intersection of L with the line $y = mx$ will be within $o(n)$ of the intersection of P with the line $y = mx$, with probability $1 - o(1)$. For, by choosing a large but finite number of such slopes that are suitably distributed between 0 and ∞ , we will be able to make sure that P and L stay uniformly close merely by insuring that they are close at these check-points (this argument makes use of the fact that L can only go rightward or downward).

As a final restatement, let us associate each lattice-path L with a doubly infinite string of 0’s and 1’s whose i th element ($i \in \mathbf{Z}$) is a 0 or a 1 according to whether the unique step in L from $L \cap \{(x, y) : x - y = i - 1\}$ to $L \cap \{(x, y) : x - y = i\}$ goes rightward or downward. Then the operation of changing a down-then-right jag into a right-then-down jag in the lattice-path L corresponds to the operation of replacing an occurrence of the substring “10” by the substring “01”. If we interpret a 1 in position i as indicating the presence of a particle at the i th site in a one-dimensional lattice, and a 0 as indicating a vacancy there, then this is just a jump-event in an asymmetric exclusion process. Figure 9 shows the lattice path of Figure 7 (tilted by 45 degrees for convenience) and the associated configuration of the particle process.

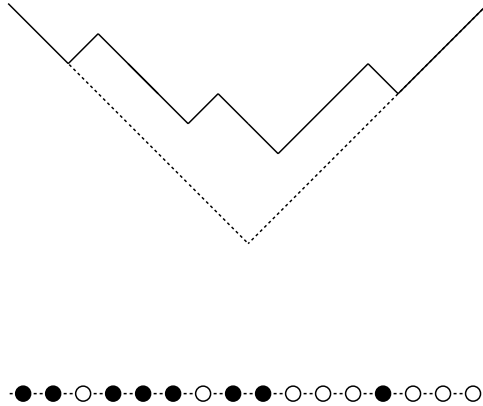


Figure 9: Young diagram growth as a particle process.

Transition mechanisms of this kind were studied by Rost [11]. However, Rost's dynamics occur in continuous time, while ours take place in discrete time. We will thus be able to avail ourselves of Rost's general approach, but there will be some differences in the analysis. In particular, the final results will not be the same: we will obtain an arc of a circle as the shape governing the system's asymptotic behavior, where Rost obtains an arc of a parabola.

To conclude the link between Theorem 1 and 2, we must show that the asymptotic circularity of the lattice-path L described in the preceding paragraphs is implied by the formula in Theorem 2. To this end, fix $0 < m < \infty$ and consider a lattice-point (x, y) with $y = mx$. The assertion that (x, y) is on the lattice-path L at time n is equivalent to the assertion that in the corresponding state of the particle process at time n , there are y particles to the right of position $x - y$. If the density of particles is as given by Theorem 2, then, putting $\beta = \frac{1}{2}$ and $\alpha = (x - y)/n$, we find that the number of particles to the right of position $x - y$ is $n(\frac{1-\alpha}{2} - \frac{1}{2}\sqrt{\frac{1}{2} - \alpha^2})$. Equating this with y and simplifying, we obtain the relation $(x - \frac{n}{2})^2 + (y - \frac{n}{2})^2 = \frac{n^2}{4}$, describing a circle of radius $\frac{n}{2}$ centered on $(\frac{n}{2}, \frac{n}{2})$.

4. The Exclusion Process.

4.1. Markov measures.

The random variable X_i is defined as the real-valued function on $\mathcal{X} = \{0, 1\}^{\mathbf{Z}}$ that sends $(\dots x_{-1}, x_0, x_1, \dots)$ to x_i . We begin by proving that for all $0 \leq d \leq 1$ there is a unique stationary Markov measure $\mu = \mu_d$ such that

$$p_1 = d$$

and

$$q_{01}q_{10} = 2q_{00}q_{11},$$

where

$$p_i = \text{Prob}_\mu[X_0 = i]$$

and

$$q_{ij} = \text{Prob}_\mu[X_1 = j \mid X_0 = i].$$

For, a general shift-invariant Markov measure on \mathcal{X} is uniquely determined by q_{00} and q_{11} (since $q_{01} = 1 - q_{00}$ and $q_{10} = 1 - q_{11}$), and the relation $q_{01}q_{10} = 2q_{00}q_{11}$ yields

$$(1 - q_{00})(1 - q_{11}) = 2q_{00}q_{11},$$

which can be solved for q_{11} :

$$q_{11} = \frac{1 - q_{00}}{1 + q_{00}}.$$

So all that remains is to show that the condition $p_1 = d$ determines a unique value of q_{11} . But note that

$$\begin{aligned} p_1 &= p_0q_{01} + p_1q_{11} \\ &= (1 - p_1)q_{01} + p_1q_{11} \\ &= q_{01} + p_1(q_{11} - q_{01}) \end{aligned}$$

so

$$\begin{aligned} p_1 &= \frac{q_{01}}{1 - q_{11} + q_{01}} \\ &= \frac{1 - q_{00}^2}{1 + 2q_{00} - q_{00}^2}. \end{aligned}$$

It's easy to check that this makes p_1 a strictly decreasing function of q_{00} that goes from 1 to 0 as q_{00} goes from 0 to 1. Hence, for each d with $0 \leq d \leq 1$ there is exactly one value of q_{00} that yields $p_1 = d$, namely

$$\frac{-d + \sqrt{d^2 + (1-d)^2}}{1-d}$$

(when $d = 1$ this expression is to be interpreted as its limiting value, namely 0). We will henceforth restrict our attention to the case $0 < d < 1$, since μ_0 and μ_1 are trivial. Note that $p_0q_{01} = p_1q_{10}$, because the frequencies of the strings 0, 1 and 1, 0 must be equal.

Why this particular definition of μ_d ? Imagine a finite version of the particle process introduced earlier, in which the infinite line is replaced by a circle of n sites, k of which are occupied by particles. The update-rule is asymmetric as before: particles may only advance “to the right” (counterclockwise, say). The process can be modeled as a Markov chain with $\binom{n}{k}$ states, or as a random walk on a directed graph with $\binom{n}{k}$ nodes. If a configuration of the finite particle process has i instances of a particle with a vacancy to its right, then the corresponding node of the directed graph has 2^i outgoing arcs. On the other hand, such a configuration also will have i instances of a vacancy with a particle to its right, so the corresponding node of the directed graph has 2^i incoming arcs. It follows from this that a steady-state distribution on the set of nodes is given by a probability measure that assigns to each node a probability proportional to 2^i . One can show that if one sends k, n to infinity with k/n converging to some limit d , then the statistics of these measures on circular words converge weakly to the measure μ_d .

Now we wish to show that $\mu = \mu_d$ is invariant under the update-dynamics. That is, we must show that if we choose $x = (\dots, x_{-1}, x_0, x_1, \dots) \in \mathcal{X}$ in accordance with the distribution μ and then evolve the system through one time-step to obtain a new doubly-infinite sequence $x' \in \mathcal{X}$, the probability of the event $x' \in B$ (denote this by $\mu'(B)$) should be equal to the probability of the event $x \in B$ (which is just $\mu(B)$), for all measurable events $B \subset \mathcal{X}$. To prove this, it will suffice to prove $\mu'(B) = \mu(B)$ for cylinder sets B of the form

$$B = \{x \in \mathcal{X} : x_0 = b_0 = 0, x_1 = b_1, x_2 = b_2, \dots, x_n = b_n = 1\}$$

with b_1, b_2, \dots, b_{n-1} in $\{0, 1\}$. To see why this suffices, note first that the translation-invariance of μ_d and of the update-dynamics guarantees that μ'

must be translation-invariant. Using this fact, combined with finite additivity, one can show that if $\mu'(B) = \mu(B)$ for all the special sets B just described, then $\mu'(B) = \mu(B)$ for all cylinder sets B corresponding to bit strings that contain somewhere a 0 followed by a 1. However, it is easy to see that μ' must assign measure 0 to the set of infinite strings that nowhere contain a 0 followed by a 1. Therefore, using countable additivity, one can prove $\mu'(B) = \mu(B)$ for all cylinder sets corresponding to finite bit-strings. It follows from this that μ' agrees with μ on all cylinder sets and hence on the entire measure-algebra of Borel sets.

Let $N(B) \geq 1$ be the number of occurrences of the substring 0,1 in the bit-string $b = (b_0, \dots, b_n)$. There are $2^{N(B)}$ different bit-strings $a = (a_0, \dots, a_n)$ that can be formed by replacing none, some, or all of these substrings by 1,0. A point $x \in \mathcal{X}$ can evolve in one time-step into a point $x' \in B$ if and only if (x_1, \dots, x_n) is one of these 2^n bit-strings. Let $A = A(a)$ denote the set of $x \in \mathcal{X}$ satisfying $x_0 = a_0, \dots, x_n = a_n$, and let $M(A)$ denote the number of occurrences of (1,0) in (a_0, \dots, a_n) . Then the probability that an x in A will evolve in one time-step into an x' in B is equal to $2^{-M(A)}$ times two correction factors $r(A)$ and $s(A)$ associated with the beginning and end of the string a , respectively. Specifically, if $a_n = 1$, then the probability that this 1 remains a 1 is $q_{11} + \frac{1}{2}q_{10}$, which equals $1/(1 + q_{00})$. Thus we define $s(A)$ to be $1/(1 + q_{00})$ if $a_n = 1$ and to be 1 if $a_n = 0$. Similarly, if $a_0 = 0$ the probability that the 0 remains a 0 can be shown to be $\frac{1}{2}(1 + q_{00})$, so we define $r(A)$ to be $\frac{1}{2}(1 + q_{00})$ if $a_0 = 0$ and to be 1 if $a_0 = 1$. Then

$$\mu'(B) = \sum_A \mu(A) 2^{-M(A)} r(A) s(A),$$

where the sum is over the $2^{N(B)}$ distinct cylinder sets A associated with the bit-strings a described above.

To prove that $\mu'(B) = \mu(B)$, it will suffice to prove that each of the $2^{N(B)}$ summands is equal to $2^{-N(B)}\mu(B)$. That is, we will show that every A that contributes to the sum satisfies $\mu(A)/\mu(B) = 2^{M(A)-N(B)}/r(A)s(A)$. We do this by induction on the number of swaps required to turn B into A . In the case of 0 swaps ($A = B$), the formula is true, since $M(A) = N(B) - 1$ and $r(A)s(A) = \frac{1}{2}(1 + q_{00}) \cdot 1/(1 + q_{00}) = \frac{1}{2}$. To get the induction step, we need to show that

$$\mu(\hat{A})/\mu(A) = 2^{M(\hat{A})-M(A)} r(A) s(A) / r(\hat{A}) s(\hat{A}) \tag{1}$$

when A and \hat{A} differ only in a single swap (that is, \hat{A} has 1,0 in two adjacent positions in which A has 0,1).

$n = 1$ is a special case. In this circumstance, we have $a = (0, 1)$ and $\hat{a} = (1, 0)$, with $\mu(\hat{A})/\mu(A) = 1$ on general principles. On the right hand side of (1) we get $M(\hat{A}) - M(A) = 1$, $r(A) = \frac{1}{2}(1 + q_{00})$, $s(A) = 1/(1 + q_{00})$, $r(\hat{A}) = 1$, and $s(\hat{A}) = 1$, so the right hand side of (1) is equal to

$$(2^1)(\frac{1}{2}(1 + q_{00}))(1/(1 + q_{00})) = 1.$$

This verifies (1) in the case $n = 1$; henceforth, we assume $n > 1$.

Let us assume that the swap occurs in positions i and $i + 1$, with $0 \leq i < i + 1 \leq n$.

Suppose first that $i > 0$ and $i + 1 < n$, so that $r(\hat{A}) = r(A)$ and $s(\hat{A}) = s(A)$. Then there are four cases to consider, according to the values of a_{i-1} and a_{i+2} . If $a_{i-1} = 0$ and $a_{i+2} = 0$, then $M(\hat{A}) = M(A)$. To find the ratio of $\mu(\hat{A})$ and $\mu(A)$, write

$$\mu(A) = p_{a_0} q_{a_0 a_1} \cdots q_{01} q_{10} q_{00} \cdots q_{a_{n-1} a_n}$$

and

$$\mu(\hat{A}) = p_{a_0} q_{a_0 a_1} \cdots q_{00} q_{01} q_{10} \cdots q_{a_{n-1} a_n}.$$

The two products are just re-arrangements of one another, so $\mu(\hat{A})/\mu(A) = 1$. If $a_{i-1} = 0$ and $a_{i+2} = 1$, then $M(\hat{A}) = M(A) + 1$ and $\mu(\hat{A})/\mu(A) = q_{01} q_{10}/q_{00} q_{11} = 2$. If $a_{i-1} = 1$ and $a_{i+2} = 0$, then $M(\hat{A}) = M(A) - 1$ and $\mu(\hat{A})/\mu(A) = q_{11} q_{00}/q_{01} q_{10} = \frac{1}{2}$. Lastly, if $a_{i-1} = 1$ and $a_{i+2} = 1$, then $M(\hat{A}) = M(A)$ and $\mu(\hat{A})/\mu(A) = 1$. In all four cases, (1) is verified.

When $i = 0$, there are two cases to consider, according to the value of a_2 . If $a_2 = 0$, $\mu(\hat{A})/\mu(A) = p_1 q_{10} q_{00}/p_0 q_{01} q_{10}$. Using the fact that $p_1 q_{10} = p_0 q_{01}$, this becomes q_{00}/q_{10} , which equals $r(A)$. Since $M(\hat{A}) = M(A)$ and $r(\hat{A}) = 1$ and $s(\hat{A}) = s(A)$, (1) holds. If $a_2 = 1$, $\mu(\hat{A})/\mu(A) = p_1 q_{10} q_{01}/p_0 q_{01} q_{11} = q_{01}/q_{11} = 1 + q_{00} = 2r(A)$. Since $M(\hat{A}) = 1 + M(A)$ and $r(\hat{A}) = 1$ and $s(\hat{A}) = s(A)$, (1) holds.

When $i = n - 1$, there are two cases to consider, according to the value of a_{n-2} . If $a_{n-2} = 0$, $\mu(\hat{A})/\mu(A) = q_{10}/q_{00} = 2/(1 + q_{00}) = 2s(A)$. Since $M(\hat{A}) = 1 + M(A)$ and $s(\hat{A}) = 1$ and $r(\hat{A}) = r(A)$, (1) holds. If $a_{n-2} = 1$, $\mu(\hat{A})/\mu(A) = q_{11}/q_{01} = 1/(1 + q_{00}) = s(A)$. Since $M(\hat{A}) = M(A)$ and $s(\hat{A}) = 1$ and $r(\hat{A}) = r(A)$, (1) holds.

This completes the proof of (1), which completes the proof that $\mu'(B) = \mu(B)$ for all our special cylinder sets B . As remarked earlier, this suffices to establish that $\mu' = \mu$; that is, $\mu = \mu_d$ is invariant under our evolution rules.

To conclude, we note for later purposes that $\mu(x_0 = 1, x_1 = 0) = \mu(x_0 = 0, x_1 = 1) = p_0q_{01} = 1 - \sqrt{d^2 + (1-d)^2}$.

4.2. Uniqueness.

In the previous sub-section we found a one-parameter family of translation-invariant, dynamically-stationary probability measures μ_d . As remarked earlier, the translation-invariant, dynamically-stationary measures form a compact convex subset of the compact space $\mathcal{M}(\mathcal{X})$. We will show that the only extremal points of this subset are the measures μ_d . This will imply that every translation-invariant stationary measure is a convex combination of the μ_d 's.

Let μ be an extremal measure in the set of translation-invariant, dynamically-stationary measures, with $\text{Prob}_\mu[X_0 = 1] = d$. We must show that $\mu = \mu_d$. Let $\mathcal{M}_{\mu, \mu_d}(\mathcal{X} \times \mathcal{X})$ be the space of translation-invariant probability measures on $\mathcal{X}^{(1)} \times \mathcal{X}^{(2)}$ that project to μ on $\mathcal{X}^{(1)}$ and μ_d on $\mathcal{X}^{(2)}$. Note that $\mathcal{M}_{\mu, \mu_d}(\mathcal{X}^{(1)} \times \mathcal{X}^{(2)})$ is non-empty, since in particular $\mu \times \mu_d$ is in it. Let

$$\delta = \inf \{ \text{Prob}_\pi[X_0^{(1)} \neq X_0^{(2)}] : \pi \in \mathcal{M}_{\mu, \mu_d}(\mathcal{X}^{(1)} \times \mathcal{X}^{(2)}) \}.$$

\mathcal{M}_{μ, μ_d} is compact in its weak topology, so the continuous function $\pi \mapsto \text{Prob}_\pi[X_0^{(1)} \neq X_0^{(2)}]$ achieves its minimum value at some particular π . Henceforth, π will denote just such a discrepancy-minimizing measure. Our strategy will be to show that if $\delta > 0$, then we can find another joining π' with smaller discrepancy, contradicting the definition of δ . Our argument will be symmetrical in $\mathcal{X}^{(1)}$ and $\mathcal{X}^{(2)}$.

To construct π' from π , we define dynamics on $\mathcal{X}^{(1)} \times \mathcal{X}^{(2)}$ as follows. Fix $(x^{(1)}, x^{(2)}) \in \mathcal{X}^{(1)} \times \mathcal{X}^{(2)}$. Say that the spatial indices i and $i + 1$ are **linked** (relative to $(x^{(1)}, x^{(2)})$) if either of the doubly-infinite strings $x^{(1)}, x^{(2)}$ has a 1 in the i th position followed by a 0 in the $i + 1$ st position. If positions $i, i + 1, i + 2, \dots, j - 1$, and j are pairwise linked each to the next, then we say that $i, i + 1, \dots, j$ are in the same block. In this way, \mathbf{Z} is divided into blocks, and $(x^{(1)}, x^{(2)})$ is divided into sub-words (which we will also call blocks), each of which consists of k consecutive symbols from $x^{(1)}$ and the corresponding k symbols from $x^{(2)}$, for some k . (It's easy to show that with probability 1 the blocks are finite, though in the context of our proof we don't need to worry about there being blocks of infinite length.)

For example: If $(x^{(1)}, x^{(2)})$ is

$$\begin{array}{cccccccccccc} \dots & 0 & 0 & 1 & 1 & 0 & 1 & 1 & 0 & 1 & 1 & 0 & 1 & \dots \\ \dots & 0 & 0 & 1 & 0 & 1 & 0 & 0 & 0 & 0 & 1 & 0 & 0 & \dots \end{array}$$

(with top and bottom rows corresponding to $x^{(1)}$ and $x^{(2)}$, respectively), then the blocks are

$$\begin{array}{cccccccccc} \dots & 0 & 0 & 1 & 1 & 0 & 1 & 1 & 0 & 1 & \dots \\ \dots & 0 & 0 & 1 & 0 & 1 & 0 & 0 & 0 & 1 & 0 & 0 & \dots \end{array}.$$

To describe the update-dynamics, one need only specify how each block is to be updated.

If a block is of length 1, there is nothing to do. If a block is of length 2, then one has no choice about how to couple the two update-processes, unless the block is of the form

$$\begin{array}{cc} 1 & 0 \\ 1 & 0. \end{array}$$

In this case, we decree that one should use the *same* random bit to decide what to do with the upper substring (from $x^{(1)}$) and the lower substring (from $x^{(2)}$). In particular, with probability $\frac{1}{2}$ the block stays the same, and with probability $\frac{1}{2}$ it becomes

$$\begin{array}{cc} 0 & 1 \\ 0 & 1. \end{array}$$

For blocks of length 3 or more, which are of the form

$$\begin{array}{cccccc} 1 & 0 & 1 & 0 & \dots & 1 & 0 \\ ? & 1 & 0 & 1 & \dots & 0 & ? \end{array}$$

(or minor variations thereof), one must do something slightly different: we decree that in deciding about the i th occurrence of “1 0” in the upper substring and the i th occurrence of “1 0” in the lower substring, one should use not the same bit but *complementary* bits. That is to say, one should convert the i th occurrence of “1 0” in the $x^{(1)}$ -row of the block to a “0 1” if and only if one leaves the i th occurrence of “1 0” in the $x^{(2)}$ -row of the block alone. In all other respects one’s random choices are to be independent of one another.

Define a mismatch as a position in which the $x^{(1)}$ and $x^{(2)}$ words disagree. If a block has length $n \geq 2$, the number of mismatches goes from at least $n - 2$ to at most $\lfloor (n - 1)/2 \rfloor$. This implies that in each finite block, the

number of mismatches cannot increase. Indeed, in certain kinds of blocks (call them “unstable blocks”) the number of mismatches will go down with positive probability. The only blocks that do not have this property — the “stable blocks,” as we’ll call them — are the blocks of length 1 and the blocks

$$\begin{array}{cccc} 1 & 0 & 1 & 1 & 0 & 0 & 1 & 1 & 0 \\ 1 & 0 & , & 1 & 0 & , & 1 & 0 & , & 1 & 0 & 0 \end{array}$$

(and the blocks obtained from them by switching the roles of $x^{(1)}$ and $x^{(2)}$).

If we let π_n be the probability measure describing the outcome of applying the joint dynamics to π for n time-steps, and we let $\Delta = \{(x^{(1)}, x^{(2)}) : x_0^{(1)} = x_0^{(2)}\}$, then (making use of the shift-invariance of the π_n ’s) we have $\pi(\Delta) \geq \pi_1(\Delta) \geq \pi_2(\Delta) \geq \dots$. Since π was chosen to minimize $\pi(\Delta) = \delta$, we must in fact have $\pi(\Delta) = \pi_1(\Delta) = \pi_2(\Delta) = \dots$. This means that unstable blocks have probability zero under π .

Now, we have

$$\delta = \pi(\Delta) = \text{Prob}_\pi[X_0^{(1)} = 1, X_0^{(2)} = 0] + \text{Prob}_\pi[X_0^{(1)} = 0, X_0^{(2)} = 1].$$

But

$$\begin{aligned} \text{Prob}_\pi[X_0^{(1)} = 1, X_0^{(2)} = 0] &= \text{Prob}_\pi[X_0^{(1)} = 1] - \text{Prob}_\pi[X_0^{(1)} = 1, X_0^{(2)} = 1] \\ &= d - \text{Prob}_\pi[X_0^{(1)} = 1, X_0^{(2)} = 1] \\ &= \text{Prob}_\pi[X_0^{(2)} = 1] - \text{Prob}_\pi[X_0^{(1)} = 1, X_0^{(2)} = 1] \\ &= \text{Prob}_\pi[X_0^{(1)} = 0, X_0^{(2)} = 1]. \end{aligned}$$

Hence $\text{Prob}_\pi[X_0^{(1)} = 1, X_0^{(2)} = 0] = \text{Prob}_\pi[X_0^{(1)} = 0, X_0^{(2)} = 1] = \delta/2$. We claim that this implies that some event of the form $X_i^{(1)} = 1, X_i^{(2)} = 0, X_j^{(1)} = 0, X_j^{(2)} = 1$ must have positive probability. For, were this not the case, π would assign probability 1 to $\mathcal{Y}_1 \cup \mathcal{Y}_2$, where $\mathcal{Y}_1 = \{(x^{(1)}, x^{(2)}) : x_i^{(1)} \geq x_i^{(2)} \text{ for all } i\}$ and $\mathcal{Y}_2 = \{(x^{(1)}, x^{(2)}) : x_i^{(1)} \leq x_i^{(2)} \text{ for all } i\}$. Notice, however, that each of these two sets is translation-invariant and is mapped into itself by our evolution-rules; if \mathcal{Y}_1 and \mathcal{Y}_2 each had positive probability, then by restricting π to each of them in turn, we would get two distinct measures whose non-trivial weighted average was π , contradicting the extremality of π . Hence one of the two sets would have to have measure zero. But this contradicts the earlier-proved fact that $\text{Prob}_\pi[X_0^{(1)} = 1, X_0^{(2)} = 0]$ and $\text{Prob}_\pi[X_0^{(1)} = 0, X_0^{(2)} = 1]$ are both positive. Hence, as asserted, there

exist i, j such that $\text{Prob}[X_i^{(1)} = 1, X_i^{(2)} = 0, X_j^{(1)} = 0, X_j^{(2)} = 1]$ is positive. Without loss of generality, assume $i < j$.

Consider now a two-rowed pattern of length $j - i + 1$ of the form

$$\begin{array}{ccc} 1 & \dots & 0 \\ 0 & \dots & 1 \end{array}$$

for some fixed (but unconstrained) values of the intervening bits, occurring with positive probability under π . We may assume without loss of generality that there are no discrepancies between the respective intervening bits, for if this is not the case we can take $j - i$ smaller. Let A be the set of $(x^{(1)}, x^{(2)}) \in \mathcal{X} \times \mathcal{X}$ with this pattern at positions i through j . By hypothesis, $\pi(A) > 0$.

Pick $(x^{(1)}, x^{(2)}) \in A$ randomly, in accordance with the measure π . There is a positive probability that in some finite number of steps the intervening bits will sort themselves so that the 1's are as far to the right as possible while the 0's are as far to the left as possible. At this point, assuming $j - i \geq 2$, either the 1 on the left boundary can move to the right (while the other positions are unaffected) or the 1 on the right boundary can move to the left (while the other positions are unaffected). This reduces the distance between the discrepancies by 1. Iterating this until we get down to $j - i = 1$, we see that there exists some n and some i for which $\text{Prob}_{\pi_n}[X_i^{(1)} = 1, X_i^{(2)} = 0, X_{i+1}^{(1)} = 0, X_{i+1}^{(2)} = 1] > 0$. However, such an i would belong either to a block of the form

$$\begin{array}{cc} 1 & 0 \\ 0 & 1 \end{array}$$

or to a block of length ≥ 3 , and this unstable block would lead to $\text{Prob}_{\pi_{n+1}}(\Delta) < \text{Prob}_{\pi_n}(\Delta) = \delta$, contradicting the minimality of δ . Therefore $\delta = 0$ and $\mu = \mu_d$, as claimed.

This completes the proof of Theorem 3.

We remark that the preceding demonstration is very similar to the one expounded in sections 2 and 3 of chapter VIII of [10] in the case of continuous time. However, we have made the proof slightly easier by invoking compactness in order to choose a discrepancy-minimizing π at the outset (since we then need only show that we can decrease the discrepancy further, rather than show that we can reduce it all the way to zero). Also, we have coupled μ directly with μ_d , rather than with $\mu_{d'}$ for d' close to d .

5. Monotonicity Properties of Particle Density.

Before we dive into the technicalities that will ultimately afford us a rigorous proof of Theorems 1, 2, and 3, we offer a heuristic reason for the circularity of the temperate zone, in terms of the behavior of the particle process.

We will assume heuristically that short excerpts from the lattice-path exhibit statistics that are nearly Markovian and are governed by some particular measure μ_d , where d is not constant but is a slowly varying function of position.

If one examines a piece of the lattice-path that is approximately governed by some particular μ_d , one sees that the path approximates a line of slope $s = -\frac{p_1}{p_0} = -\frac{d}{1-d}$. Write this line as $y = sx + b$. If every point on this line moved 1 unit to the right and 1 unit upward, the equation of the line would become $y-1 = s(x-1)+b$ or $y = sx+b+(1-s)$; that is, the line would move upward by $1-s$. Similarly, if every point on the lattice-path moved 1 unit to the right and 1 unit upward, the straight line that locally approximates the path would appear to slide $1-s$ units upward. However, when we perform the stochastic lattice-path update, only some of the points get moved, namely, a proportion of $\frac{1}{2}p_1q_{10}$ (where p_1q_{10} is the frequency of down-then-right bends, and $\frac{1}{2}$ is the probability that a given down-then-right bend will become a right-then-down bend). Hence the lattice-path is expected to move upward a mean distance of only $\frac{1}{2}p_1q_{10}\cdot(1-s)$. But $p_1q_{10} = p_0q_{01}$ and $1-s = 1+\frac{p_1}{p_0} = \frac{1}{p_0}$, so the expected vertical displacement is

$$\frac{1}{2} p_0 q_{01} \cdot \frac{1}{p_0} = \frac{1}{2} q_{01} = \frac{1}{2} \frac{1 - \sqrt{(1-d)^2 + d^2}}{1-d} = \frac{(1-s) + \sqrt{1+s^2}}{2}.$$

Now let us assume that when n is large, the lattice-path is an approximation to some continuous curve $\frac{Y}{n} = \phi(\frac{X}{n})$, where ϕ satisfies boundary conditions $\phi(0) = \frac{1}{2}$ and $\phi(\frac{1}{2}) = 0$. Note that under this assumption, the lattice-path in the vicinity of the point (X, Y) (with $\frac{Y}{n} = \phi(\frac{X}{n})$) should drift upward by approximately

$$\begin{aligned} (n+1)\phi\left(\frac{x}{n+1}\right) - n\phi\left(\frac{x}{n}\right) &\approx (n+1)\left(\phi\left(\frac{x}{n}\right) - \left(\frac{x}{n} - \frac{x}{n+1}\right)\phi'\left(\frac{x}{n}\right)\right) - n\phi\left(\frac{x}{n}\right) \\ &= \phi\left(\frac{x}{n}\right) - \frac{x}{n}\phi'\left(\frac{x}{n}\right) \\ &= \frac{y}{n} - \frac{x}{n}\phi'\left(\frac{x}{n}\right). \end{aligned}$$

Putting $x = \frac{X}{n}$, $y = \phi(x) = \frac{y}{n}$, and $\phi'\left(\frac{X}{n}\right) = s = \frac{dy}{dx}$, and equating the two

drift rates, we get the differential equation

$$y - x \frac{dy}{dx} = \frac{(1 - \frac{dy}{dx}) + \sqrt{1 + (\frac{dy}{dx})^2}}{2}$$

for $0 \leq x \leq \frac{1}{2}$. It is easy to check that $y = \frac{1}{2} + \sqrt{x - x^2}$ is a solution; but this is just a quarter-circular arc of the circle $(x - \frac{1}{2})^2 + (y - \frac{1}{2})^2 = \frac{1}{4}$.

It would be satisfying to make the preceding heuristic argument rigorous using general hydrodynamic-limit methods for exclusion-type processes, but we did not pursue that approach here; instead, we followed the technique developed by Rost [11] for the continuous-time model and adapted it to our discrete-time setting. In the present section we are mainly interested in the limiting behavior of the X -process as one moves out from the origin along a space-time line of slope u , i.e., the pictures seen near location un at time n . To study this, we introduce a function $h(\cdot)$ with the property that the number of particles to the right of position k at time n is roughly $nh(k/n)$. We then show that h exists almost everywhere and is a convex (hence almost everywhere differentiable) function of u (Proposition 2). We further show that the derivative exists, and is essentially the negative of the probability of finding a “1” at locations near un at time n , where n is large (Proposition 3). We then show that at a fixed time, the local statistics change monotonely as one moves to the right, in the sense that any given pattern of 1’s is less likely to appear the further one goes to the right (Proposition 4). This result is used to show that the limiting behavior mentioned above is almost everywhere a convex combination of the update- and translation-invariant measures studied in the previous section (Proposition 5). Finally, we show that these local statistics depend in a continuous way on the speed u of the “observer” (Proposition 6).

In the section following this one, we obtain a formula for h by means of two separate arguments, which give upper and lower bounds for h that turn out to coincide. We obtain a lower bound on h by slowing down the lead particle, which clearly cannot increase the function h . We obtain an upper bound by looking at how fast the “1”s can move when they have a given density; the essential idea is that at location un and time n , an upper bound on this “average velocity” can be calculated and eventually leads to an upper bound on $h(u)$.

We have made no attempt to hide our indebtedness to Rost’s work; whole paragraphs have been lifted from his article with only minor modifications.

We have done this because we do not see room for many improvements in Rost's exposition, and because we wanted our presentation to be self-contained.

As in [11], we will let X be our particle process with state space $\mathcal{X} = \{0, 1\}^{\mathbf{Z}}$, except that the updates only occur at discrete moments indexed by \mathbf{N} . $X(k, n)$ is the state of position k at time n , with k in \mathbf{Z} and n in \mathbf{N} . The initial state ($n = 0$) is given by $X(k, 0) = x_k^*$, where

$$x_k^* = \begin{cases} 1 & \text{if } k \leq 0, \\ 0 & \text{if } k > 0. \end{cases}$$

The particle initially at location 0 will be called the **lead particle**. The order on points $x, y \in \mathcal{X}$ defined by

$$x \leq y \quad \text{if and only if} \quad x_i \leq y_i \quad \text{for all } i \in \mathbf{Z}$$

induces a **stochastic order** on the set of probability measures on \mathcal{X} , namely $\mu \leq \nu$ if and only if $\pi(\{(x, y) : x \leq y\}) = 1$ for some joining π of μ and ν , where a joining of two probability measures μ, ν on \mathcal{X} is a probability measure on $\mathcal{X} \times \mathcal{X}$ with respective marginals μ and ν . A k -point correlation of μ (with $k \geq 1$) is a quantity of the form $\mu(\{x : x_{i_1} = x_{i_2} = \dots = x_{i_k} = 1\})$, with $i_1 < i_2 < \dots < i_k$; a measure μ on $\mathcal{X} = \{0, 1\}^{\mathbf{Z}}$ is determined by its correlations [1].

Note that, in the specified initial state x^* and in all states accessible from x^* in finite time, there is a rightmost 1. We may therefore define the process

$$S(k, n) = \sum_{i>k} X(i, n)$$

with state space \mathcal{S} equal to the set of all (weakly) decreasing sequences of non-negative integers, and we may further define a component-wise order on \mathcal{S} and a stochastic order on the set of probability measures on \mathcal{S} just as we did for \mathcal{X} .

We let $\mathcal{L}(Y)$ denote the probability law governing a random variable Y , we let $\mathcal{E}(Y)$ denote the expected value of Y , and we let $*$ denote convolution of probability measures on \mathbf{N} .

Proposition 1: For all non-negative integers m, n and integers k, l , one has

$$\mathcal{L}(S(k, m)) * \mathcal{L}(S(l, n)) \geq \mathcal{L}(S(k + l, m + n)).$$

Proof: A simple coupling argument shows that the evolution-rule of the S -process preserves stochastic order of measures on its state space \mathcal{S} . (In the interpretation of particle-configurations as lattice-paths, one state of the S -process is dominated by another if the lattice-path associated with the former never crosses above or to the right of the lattice-path associated with the latter.) Accordingly, we define a process \tilde{S} that is equal to S up until time m but at time m is replaced by

$$\tilde{S}(j, m) = \begin{cases} S(k, m) & \text{for } j \geq k \text{ and} \\ S(k, m) + (k - j) & \text{for } j < k; \end{cases}$$

that is, all the particles that are to the left of position $k + 1$ at time m simultaneously move as far to the right as possible, so that site k and all sites to its left become occupied. After time m , \tilde{S} again evolves in accordance with the dynamics of the S -process. One sees that $\mathcal{L}(\tilde{S}(\cdot, m+n)) \geq \mathcal{L}(S(\cdot, m+n))$. But, conditioned on $S(k, m)$, the law of $\tilde{S}(k+l, m+n) - S(k, m)$ ($l \in \mathbf{Z}$, $n \geq 0$) is identical to that of $S(l, n)$ ($l \in \mathbf{Z}$, $n \geq 0$) and independent of $S(k, m)$. Therefore $\mathcal{L}(\tilde{S}(k+l, m+n)) = \mathcal{L}(S(k, m)) * \mathcal{L}(S(l, n))$. \square

Proposition 2: For all $u \in \mathbf{R}$, the random variables $\frac{1}{n}S(\lfloor un \rfloor, n)$ converge almost surely and in L^1 to a constant $h(u)$ as $n \rightarrow \infty$. The function h is decreasing and convex; $h(u) = 0$ for $u > \frac{1}{2}$ and $h(u) = -u$ for $u < -\frac{1}{2}$.

Proof: Proposition 1, coupled with the fact that $\lfloor um \rfloor + \lfloor un \rfloor \leq \lfloor u(m+n) \rfloor$, gives us

$$\mathcal{L}(S(\lfloor um \rfloor, m)) * \mathcal{L}(S(\lfloor un \rfloor, n)) \geq \mathcal{L}(S(\lfloor u(m+n) \rfloor, m+n)).$$

The convergence statements in the Proposition follow from the Kesten-Hammersley theorem [12]. To prove convexity of h , we deduce from Proposition 1 that for $\alpha, \beta > 0$ with $\alpha + \beta = 1$,

$$\mathcal{E}S(\lfloor \alpha un \rfloor, \alpha n) + \mathcal{E}S(\lfloor \beta vn \rfloor, \beta n) \geq \mathcal{E}S(\lfloor (\alpha u + \beta v)n \rfloor, n).$$

Dividing both sides by n gives

$$\alpha h(u) + \beta h(v) \geq h(\alpha u + \beta v).$$

If $u > \frac{1}{2}$, we have $h(u) = 0$, as the lead particle moves to the right with mean speed $\frac{1}{2}$. Similarly, the leftmost vacancy moves to the left with mean speed $-\frac{1}{2}$, whence $h(u) = -u$ for $u < -\frac{1}{2}$. \square

Proposition 3: If h is differentiable at u , then $\mathcal{E}X(k, n) \rightarrow -h'(u)$ whenever $n \rightarrow \infty$ with $k/n \rightarrow u$.

Proof: We consider the functions h_n , defined by

$$h_n(v) = \int_v^\infty \mathcal{E}X(\lfloor wn \rfloor, n) dw;$$

note that $h_n(v)$ is roughly equal to $\frac{1}{n} \sum_{k=\lfloor vn \rfloor}^\infty \mathcal{E}X(k, n)$. The functions $h_n(\cdot)$, in addition to being decreasing, are convex (see the first inequality in Proposition 5.4) and tend to $h(\cdot)$ as n gets large, where $h(v) = \lim_{n \rightarrow \infty} \frac{1}{n} \mathcal{E}S(\lfloor vn \rfloor, n)$. Hence, by an elementary lemma on convex functions of a real argument, the desired result holds. Indeed, more is true; as long as $h'(u)$ exists, $h'_n(v) \rightarrow h'(u)$ as $v \rightarrow u$, where $h'_n(v)$ may be either the right or left derivative of h_n at v . \square

Define $f(u) = -h'(u+0)$, where $h'(u+0)$ signifies the right derivative of h at u . $f(u)$ is our candidate for the density of the particle process at location $\lfloor un \rfloor$ at time n , when n is large.

Let $\mu(k, n) = \mathcal{L}(X(k+l, n), l \in \mathbf{Z})$. That is, $\mu(k, n)$ is the probability law governing $X(\cdot, \cdot)$, shifted k positions spatially and n steps into the future.

Proposition 4: For all $k \in \mathbf{Z}$ and $m, n \in \mathbf{N}$ we have

$$\mu(k, n) \geq \mu(k+1, n), \tag{2}$$

$$\mu(k, n+m) \leq \sum_l \beta(m, l) \mu(k-l, n), \text{ and} \tag{3}$$

$$\mu(k, n+m) \geq \sum_l \beta(m, l) \mu(k+l, n), \tag{4}$$

where $\beta(m, \cdot)$ is the binomial distribution with mean $\frac{m}{2}$ and variance $\frac{m}{4}$.

Proof: $\mu(k+1, n)$ is the law of $X(k+l, n)$, $l \in \mathbf{Z}$ under the initial condition x' , where x'_i is 1 or 0 according to whether $i \leq -1$ or $i > -1$; since $x' \leq x^*$, (2) follows from the monotonicity of the dynamics.

Monotonicity also plays a role in the proof of (3). The position of the lead particle at time m is binomially distributed with mean $\frac{m}{2}$; conditioned on that position, one compares the original process with the process in which all sites behind the first particle are occupied at time m , and which evolves according to the usual dynamics after time m . (4) follows from (3), by symmetry between migration of particles and migration of vacancies. \square

Proposition 5: If h is differentiable at v , any weak limit μ^* of the measures $\mu(\lfloor un \rfloor, n)$, $n \rightarrow \infty$, is of the form

$$\mu^* = \int_0^1 \mu_t \rho(dt)$$

with ρ some probability distribution on $[0, 1]$, and with μ_t defined as in section 3 (there we called it μ_d).

Proof: μ^* is stochastically larger than its image under the shift, by Proposition 4. Since $\frac{\lfloor un \rfloor + k}{n} \rightarrow u$ as $n \rightarrow \infty$, for every fixed k , both μ^* and its image under the shift have the same one-point correlations, namely $f(u)$ (Proposition 3). It follows that μ^* and its image under the shift are identical. But shift-invariance of μ^* implies also its invariance under the action of the time-evolution semigroup, if one uses the second and third inequalities of Proposition 4. Using the main result of the previous section, we arrive at the desired result. \square

If F is a finite subset of \mathbf{Z} , let $\rho(k, F; n)$ be the probability that $X(k + i, n) = 1$ for all $i \in F$.

Proposition 6: Assume h is differentiable at \bar{u} . For any finite set F of cardinality n and any $\epsilon > 0$ there exists a $\delta > 0$ and $n_0 \in \mathbf{N}$ such that

$$|\rho(\lfloor un \rfloor, F; n) - \rho(\lfloor \bar{u}n \rfloor, F; n)| \leq \epsilon \quad (5)$$

for $|u - \bar{u}| \leq \delta$ and $n \geq n_0$, and

$$|\rho(\lfloor \bar{u}n \rfloor, F; n + m) - \rho(\lfloor \bar{u}n \rfloor, F; n)| \leq \epsilon \quad (6)$$

for $0 \leq m \leq \delta n$ and $n \geq n_0$.

Proof: First let us prove (5). By symmetry, it suffices to handle the case $u > \bar{u}$.

Since $\mu(k, n)$ is stochastically decreasing in k we need an upper estimate only for

$$\rho(\lfloor \bar{u}n \rfloor, F; n) - \rho(\lfloor un \rfloor, F; n). \quad (7)$$

But the definition of stochastic order (via coupling) gives us such an estimate:

$$\sum_{i \in F} (\rho(\lfloor \bar{u} \rfloor, \{i\}; n) - \rho(\lfloor u \rfloor, \{i\}; n)) = \sum_{i \in F} \mathcal{E}(X(\lfloor \bar{u}n \rfloor + i, n) - X(\lfloor un \rfloor + i, n)). \quad (8)$$

Take $\delta > 0$ such that $h'(\bar{u} + \delta)$ exists and satisfies $-h'(\bar{u} + \delta) = f(\bar{u} + \delta) \geq f(\bar{u}) - \frac{\epsilon}{2n}$ (recall that f is assumed continuous at \bar{u}). Proposition 3 gives

$$\liminf_{n \rightarrow \infty} \mathcal{E}(X(\lfloor (\bar{u} + \delta)n \rfloor + i, n) \geq f(\bar{u}) - \frac{\epsilon}{2n}. \quad (9)$$

Hence we have, uniformly for $u \leq \bar{u} + \delta$,

$$\limsup_{n \rightarrow \infty} \sum_{i \in F} (\rho(\lfloor \bar{u}n \rfloor, \{i\}; n) - \rho(\lfloor un \rfloor, \{i\}; n)) \leq \epsilon/2. \quad (10)$$

This implies that (7) becomes eventually smaller than ϵ , uniformly in $u \leq \bar{u} + \delta$.

This completes the proof of (5). The estimate (6) follows from (5) in combination with Proposition 4, inequalities (3) and (4), and the fact that $\beta(s, \cdot)$ is essentially carried by a set of the form $\{l : l \leq cm\}$ in the limit $m \rightarrow \infty$. \square

6. Identification of the Density Profile.

6.1. Lower bound.

Let $Z(i, n)$ be the position at time n of the particle originally located at position $-i$, and for $k \geq 1$ let $Y(k, n) = Z(k-1, n) - Z(k, n)$, the distance between the $k-1$ st and k th particles from the right at time n . Unfortunately, the expected value of $Y(k, n)$ goes to infinity as n gets large, with k fixed, so that the law of large numbers cannot be applied as directly as we might like. Rost was able to remedy this problem in a clever way, as we are about to see.

Proposition 7: $h(u) \geq \frac{1-u}{2} - \frac{1}{2}\sqrt{\frac{1}{2} - u^2}$ for $|u| \leq \frac{1}{2}$.

Proof: We modify the dynamics of the system as follows: when deciding whether to advance the lead particle or not, we use a biased coin, so that it advances with probability $\frac{b}{2}$ with $b \leq 1$; the other particles advance with probability $\frac{1}{2}$ as before. Expectations with respect to this process will be denoted by \mathcal{E}^b , and its probability law will be denoted by P^b .

These dynamics, in terms of the Y -process, may be described as follows: The state space is the set of all sequences of positive integers (y_1, y_2, \dots) .

Given such a sequence, let α_1 be a Bernoulli random variable with expected value $\frac{b}{2}$, and for $i \geq 2$ let α_i be a Bernoulli random variable of expected value $\frac{1}{2}$ unless $y_{i-1} = 1$, in which case let α_i be the constant 0. (We can think of α_i as the indicator function of the event in which the i th particle moves to the right.) Then the Y -process, when in state (y_1, y_2, \dots) , jumps to $(y_1 + \alpha_1 - \alpha_2, y_2 + \alpha_2 - \alpha_3, \dots)$. One can check two statements about this process: first, it preserves stochastic order; second, an invariant measure is γ^b , defined by the properties that all its coordinates are independent and identically distributed and that

$$\gamma^b(y_i > m) = \begin{cases} 1 & \text{if } m = 0, \\ b \left(\frac{b}{2-b}\right)^{m-1} & \text{if } m > 0. \end{cases}$$

If we compare the modified Y -process with initial condition $y_1 = y_2 = \dots = 1$ and the modified Y -process with initial condition given by the stationary measure γ^b , we find that the law of the first process is stochastically smaller than the law of the second process at time $n = 0$ and hence for all times. We thus get, for all $k \geq 1$ and $n \geq 0$,

$$\mathcal{E}^b \left(\sum_{j=1}^k Y(j, n) \right) \leq k \sum_{m \geq 0} \gamma^b(y_i > m) = k \frac{2-b^2}{2-2b}.$$

If we choose $k = \lfloor an \rfloor$, with $0 \leq a \leq 1$ fixed, and let $n \rightarrow \infty$, we get

$$\limsup_{n \rightarrow \infty} \frac{1}{n} \mathcal{E}^b \left(\sum_{j \leq an} Y(j, n) \right) \leq a \frac{2-b^2}{2-2b}.$$

In fact, using the weak law of large numbers for γ^b and stochastic domination, we find that for any $\epsilon > 0$,

$$P^b \left[\frac{1}{n} \sum_{j \leq an} Y(j, n) > a \frac{2-b^2}{2-2b} + \epsilon \right] \rightarrow 0$$

as $n \rightarrow \infty$. For now, hold both ϵ and a fixed. We know that $Z(0, n)$ is binomially distributed with mean $\frac{b}{2}$, so the law of large numbers, in combination with the preceding result and the fact that $Z(\lfloor an \rfloor, n) = Z(0, n) - \sum_{j \leq an} Y(j, n)$, gives

$$P^b \left[\frac{1}{n} Z(\lfloor an \rfloor, n) < \frac{b}{2} - a \frac{2-b^2}{2-2b} - \epsilon \right] \rightarrow 0.$$

The Z -process gets stochastically larger if b is replaced by 1; hence the preceding proposition remains true if we replace P^b by P , the probability law governing the original dynamics of the Z -process. This holds for every b . In particular, setting $b = 1 - \sqrt{\frac{a}{1-a}}$, so that

$$\frac{b}{2} - a \frac{2 - b^2}{2 - 2b} = \frac{1}{2} - a - \sqrt{a(1-a)}$$

(the maximum value of $\frac{b}{2} - a \frac{2-b^2}{2-2b}$ as b ranges over $[0, 1]$), we get

$$P \left[\frac{1}{n} Z(\lfloor an \rfloor, n) < \frac{1}{2} - a - \sqrt{a(1-a)} - \epsilon \right] \rightarrow 0.$$

Expressing this in terms of the S -process one obtains

$$P \left[\frac{1}{n} S \left(\left\lfloor \left(\frac{1}{2} - a - \sqrt{a(1-a)} - \epsilon \right) n \right\rfloor, n \right) > a \right] \rightarrow 1.$$

Since this is true for all $\epsilon > 0$,

$$h \left(\frac{1}{2} - a - \sqrt{a(1-a)} \right) \geq a.$$

Setting $u = \frac{1}{2} - a - \sqrt{a(1-a)}$, we conclude that $h(u) \geq \frac{1-u}{2} - \frac{1}{2} \sqrt{\frac{1}{2} - u^2}$ for $|u| \leq \frac{1}{2}$, as claimed. \square

6.2. Upper bound.

To complement Proposition 7, we have

Proposition 8: $h(u) \leq \frac{1-u}{2} - \frac{1}{2} \sqrt{\frac{1}{2} - u^2}$ for $|u| \leq \frac{1}{2}$.

Proof: First assume $u > 0$, and put $w = 1/u$. Assume that u is irrational and that $h'(u)$ exists (as must be the case for a dense set of u 's in $(0, \frac{1}{2})$). We compute the expected value of $S(\lfloor un \rfloor, n)$, which is the expected value of the number of particles that have passed an observer traveling at speed u , minus the number of particles that the observer has passed:

$$\begin{aligned} \mathcal{E}S(k, \lfloor kw \rfloor) &= \frac{1}{2} \sum_{i=0}^{\lfloor kw \rfloor} P[X(\lfloor iu \rfloor, i) = 1, X(\lceil iu \rceil, i) = 0] \\ &\quad - \sum_{l=1}^k \mathcal{E}X(l, lw). \end{aligned}$$

Multiplying both sides by $u/k \approx 1/[kw]$ and taking the limit, one gets

$$\begin{aligned}
h(u) &= \lim_{k \rightarrow \infty} \frac{\mathcal{E}S(k, [kw])}{[kw]} \\
&= \frac{1}{2} \left(\lim_{k \rightarrow \infty} \frac{1}{[kw]} \sum_{i=0}^{[kw]} P[X(\lfloor iu \rfloor, i) = 1, X(\lceil iu \rceil, i) = 0] \right) \\
&\quad - \frac{1}{w} \left(\lim_{k \rightarrow \infty} \frac{1}{k} \sum_{l=1}^k \mathcal{E}X(l, lw) \right) \\
&= \frac{1}{2} \lim_{N \rightarrow \infty} \frac{1}{N} \sum_{i=0}^{N-1} \mu(\lfloor ui \rfloor, i)(x_0 = 1, x_1 = 0) - uf(u).
\end{aligned}$$

The same argument shows that this formula holds for negative u , too. Thus this relation holds for a dense set of u 's in $[-\frac{1}{2}, \frac{1}{2}]$.

Now, by Proposition 5, any limit of

$$\mu(\lfloor un \rfloor, n)(x_0 = 1, x_1 = 0)$$

as $n \rightarrow \infty$ is of the form

$$\int (1 - \sqrt{a^2 + (1-a)^2}) \rho(da) \quad \text{with} \quad \int a \rho(da) = f(a)$$

(see the formula for the probability of the event $x_0 = 1, x_1 = 0$ calculated at the end of subsection 4.1). Hence by Jensen's inequality we get

$$\limsup_{n \rightarrow \infty} \mu(\lfloor un \rfloor, n)(x_0 = 1, x_1 = 0) \leq 1 - \sqrt{(f(u))^2 + (1-f(u))^2}$$

so that

$$\frac{1}{2} \lim_{N \rightarrow \infty} \sum_{i=0}^{N-1} \mu(\lfloor ui \rfloor, i)(x_0 = 1, x_1 = 0) \leq \frac{1}{2} - \frac{1}{2} \sqrt{(f(u))^2 + (1-f(u))^2}.$$

Hence

$$h(u) \leq \frac{1}{2} - \frac{1}{2} \sqrt{(f(u))^2 + (1-f(u))^2} - uf(u).$$

Since $0 \leq f(u) \leq 1$, we have

$$h(u) \leq \sup_{0 \leq b \leq 1} \left\{ \frac{1}{2} - \frac{1}{2} \sqrt{b^2 + (1-b)^2} - ub \right\}.$$

This is maximized at $b = \frac{1}{2} - \frac{u}{2-4u^2}$ ($=f(u)$). Substituting, we get $h(u) \leq \frac{1}{2} - \frac{1}{2}\sqrt{\frac{1}{2} - u^2} - \frac{u}{2}$. \square

6.3. Conclusion of Proof.

Propositions 2, 3, 7, and 8 combine to yield the following density profile and law of large numbers: For any $u \in \mathbf{R}$, $\mathcal{E}X(k, n)$ tends towards $f(u)$ as n goes to infinity with k/n tending towards u . The function f is given by

$$f(u) = \begin{cases} 1 & \text{for } u < -\frac{1}{2}, \\ \frac{1}{2} - \frac{u}{\sqrt{2-4u^2}} & \text{for } -\frac{1}{2} \leq u < \frac{1}{2}, \text{ and} \\ 0 & \text{for } u > \frac{1}{2}. \end{cases}$$

The quantities $\frac{1}{n} \sum_{un < k < vn} X(k, n)$ converge almost surely to the constant value $\int_u^v f(w) dw$, for $u < v$.

We can now unwind our results to obtain a proof of the Arctic Circle Theorem. Under a change in coordinates, the preceding result says that if we evolve an infinite lattice-path in the first quadrant in the fashion described near the end of section 3, the lattice-path at time n will almost surely attach to the x - and y -axes at points $(\frac{n}{2} + o(n), 0)$ and $(0, \frac{n}{2} + o(n))$, and for all $0 < \theta < \frac{\pi}{2}$, the lattice-path at time n will almost surely cross the line $y/x = \tan \theta$ at a point $(\frac{n}{2} \cos \theta + o(n), \frac{n}{2} \sin \theta + o(n))$. For each fixed $\epsilon > 0$, we can find angles $0 < \theta_1 < \theta_2 < \dots < \theta_m < \frac{\pi}{2}$ and a number $\delta > 0$ so that any curve that starts at $(0, \frac{n}{2} \pm \delta n)$, ends at $(\frac{n}{2} \pm \delta n, 0)$, only moves rightward and downward, and meets each line $y/x = \tan \theta_i$ within distance δ of $(\frac{n}{2} \cos \theta_i, \frac{n}{2} \sin \theta_i)$ (for all $1 \leq i \leq m$) must necessarily stay within distance ϵ of the quarter-circle $x^2 + y^2 = \frac{n^2}{4}$, $x, y \geq 0$. This concludes the proof of the Arctic Circle Theorem.

It is also worth pointing out that the measures μ_d are in fact ‘‘attractors’’ under the time-evolution map $F : \mathcal{M}(\mathcal{X}) \rightarrow \mathcal{M}(\mathcal{X})$ if one restricts to ergodic translation-invariant measures on $\{0, 1\}^{\mathbf{Z}}$ (that is, those translation-invariant measures that cannot be decomposed as convex combinations of other translation-invariant measures). For, let μ' be any such measure, with $\mu'(\{x : x_0 = 1\}) = d$, and take a measure π_0 on $\mathcal{X} \times \mathcal{X}$ with marginals μ_d and μ' . Let $\pi_i = \overline{F}^i(\pi_0)$ under the coupling-dynamics $\overline{F} : \mathcal{M}(\mathcal{X} \times \mathcal{X}) \rightarrow \mathcal{M}(\mathcal{X} \times \mathcal{X})$. We have shown that π_i converges almost surely to a diagonal measure with projection μ_d on each component; hence the π_i 's converge in

distribution, and in particular, $F^i(\mu')$ (the second marginal of π_i) converges to μ_d .

7. Introducing Bias.

Domino tilings have been studied by researchers in statistical mechanics in another guise, namely, dimer-patterns on a square grid; see for instance [6]. Suppose that, as in Kasteleyn's paper, we introduce an energy function that discriminates between horizontal and vertical tiles. It is shown in [5] that the Aztec diamond of order n has $\binom{n(n+1)/2}{k}$ tilings with $2k$ horizontal tiles and $n(n+1) - 2k$ vertical tiles (and no tilings in which the number of horizontal tiles or vertical tiles is odd). Thus, if we fix $0 \leq p \leq 1$ and assign measure $p^k(1-p)^{n(n+1)/2-k}$ to each tiling of the Aztec diamond of order n with $2k$ horizontal tiles and $n(n+1) - 2k$ vertical tiles, we obtain a probability measure on the set of tilings that is a Gibbs state relative to an energy function that assigns energy $-\frac{1}{2} \log p$ to horizontal dominoes and $-\frac{1}{2} \log(1-p)$ to vertical dominoes.

It is not hard to show that random domino tilings of Aztec diamonds under this energy function may be iteratively generated by "biased shuffling," in which an empty 2-by-2 block is filled with two horizontal dominoes with probability p and two vertical dominoes with probability $1-p$. The temperate zone can be defined as before, and it was shown in [3] that its boundary is the ellipse $\frac{x^2}{p} + \frac{y^2}{1-p} = 1$.

We will prove part of this assertion rigorously, using the methods introduced earlier. Each of the four growing "frozen" regions can be associated with a Ferrers-diagram (or Young-diagram) growth process. For the north and south frozen regions, the probability of growth is p ; for the east and west, it is $1-p$. In all cases, the growth process may in turn be replaced by an asymmetric exclusion process, in which the probability of a particle moving to its right (assuming that there is a vacancy there) is equal to the growth-rate for the growth-process.

As in the unbiased case, there exists (for each value of the bias p) a one-parameter family of extremal elements in the set of dynamically stationary, shift-invariant measures, where the parameter corresponds to density; more specifically, we get Markov measures on $\mathcal{X} = \{0, 1\}^{\mathbb{Z}}$ with transition probabilities $q_{01} = \frac{1 - \sqrt{1 - 4pd(1-d)}}{2p(1-d)}$, $q_{10} = \frac{1 - \sqrt{1 - 4pd(1-d)}}{2pd}$, $q_{00} = 1 - q_{01}$, $q_{11} = 1 - q_{10}$.

Here p is the growth rate (or drift rate) and d is the density of 1's. The heuristic method given at the beginning of section 5 can be used to lend support to our ellipse conjecture. If we knew that these were the only dynamically stationary, shift-invariant measures, we would be able to deduce an "arctic ellipse theorem". Unfortunately, when p exceeds one-half, the coupling method of section 4 does not work. Specifically, it is no longer possible to devise a coupling under which the number of mismatches is guaranteed to weakly decrease over time. One can see this by noting that if p is close to 1, then the block

$$\begin{array}{ccc} 1 & 0 & 0 \\ 1 & 1 & 0 \end{array}$$

is very likely to give rise to the block

$$\begin{array}{ccc} 0 & 1 & 0 \\ 1 & 0 & 1 \end{array}$$

at the next time-step, so that the number of mismatches within the block will increase from 1 to 3. If the initial state of the joint process is

$$\begin{array}{cccccccccccc} \dots & 1 & 0 & 0 & 1 & 1 & 0 & 1 & 0 & 0 & 1 & 1 & 0 & \dots \\ \dots & 1 & 1 & 0 & 1 & 0 & 0 & 1 & 1 & 0 & 1 & 0 & 0 & \dots \end{array}$$

then the density of mismatches will increase from $1/3$ to nearly 1.

It is nevertheless true that when p is less than one-half, the proof of Theorem 3 given above carries over in a straightforward way, showing that the Markov measures introduced in the preceding paragraph (with p fixed and d varying) are the only stationary translation-invariant probability measures. Hence, the north and south frozen regions are indeed bounded by the prescribed arcs of ellipses. In the case where p is greater than one-half, the heuristic method described at the beginning of section 5 leads one to a differential equation that is satisfied by the ellipse, and later work (see [3]) confirmed that this is in fact the correct answer.

It is interesting to note that if one takes the limiting behavior of the biased exclusion process in discrete time as $p \rightarrow 0$, the elliptical arc tends in shape to a parabolic arc (once a renormalization is made to compensate for the fact that the arc is getting smaller). This is reassuring, since the discrete-time exclusion process should "converge" to the continuous-time exclusion process as $p \rightarrow 0$ when time is re-scaled, and since (as was remarked earlier)

the continuous-time process was shown by Rost to yield a parabolic arc as its asymptotic profile.

8. Conclusion.

We have shown that a random domino-tiling of a large Aztec diamond (unlike a random domino-tiling of a large square) is likely to have large-scale structure, and we have given precise information about this structure. Outside of a certain critical circle (which we call the arctic circle), a random tiling is likely to exhibit four different sorts of local behavior, associated with four particular tilings of the plane.

A natural next step is describing the behavior of the tiling inside the arctic circle. Henry Cohn, Noam Elkies, and James Propp [3] took this step, and gave a formula governing the behavior of random tilings inside the circle. One consequence of their formula is that regions within the arctic circle that are macroscopically separated (i.e., separated by distances whose ratio to n is bounded below) exhibit different local statistics under random tiling. Thus, the extreme homogeneity of a random tiling in the four regions outside of the arctic circle is in sharp contrast with the total non-homogeneity that prevails inside the circle.

Our proof that the boundary between these two domains is circular is more complicated than we would like. However, if one is content with the more modest, qualitative goal of seeing that there must exist some non-homogeneity in the statistics of the tiling, then a simple explanation exists. Recall from [5] that domino tilings of the Aztec diamond are in bijection with certain “height-functions” — integer-valued functions on the set of lattice points internal to the Aztec diamond, satisfying certain local constraints and boundary conditions. The local constraints force the height-function to satisfy a Lipschitz condition, so that it cannot change too rapidly. Consider the real-valued function obtained by averaging all the height-functions that correspond to tilings (the “average height-function”). It too will satisfy a Lipschitz condition. The difference in average height between two neighboring vertices is an easily-calculated function of the local tiling statistics, so that if the local statistics were to be homogeneous, the average height-function at lattice-points (i, j) would have to be well-approximated by a linear function $ai + bj + c$ for suitable constants a, b, c . However, one can check that the boundary conditions for Aztec diamond height-functions are not consistent

with any single choice of values for a, b, c , because as one travels around the boundary of the Aztec diamond the height alternately increases and decreases.

If we were to replace the Aztec diamond by a square in the preceding analysis, we would find that the height-functions associated with tilings are all essentially constant on the boundary of the region, so that one could take $a = b = 0$ and c arbitrary and get a good approximation along the boundary. Indeed, Burton and Pemantle's work [2] shows that random domino tilings of large squares are statistically homogeneous away from the boundary (in a suitable asymptotic sense). Subsequent work on local statistics for domino tilings shows that, in the liquid region, the tiling locally converges to an appropriate translation-invariant Gibbs measure determined by the macroscopic slope; in particular, at the center one obtains the symmetric Gibbs measure (the Burton–Pemantle/maximal-entropy statistics on the infinite square grid); see [8] and later works.

Shortly after the current article was distributed as a preprint, Kenyon proved [8] that the statistics at the very center of the Aztec diamond converge in the limit to Burton-Pemantle statistics.

We would like to thank David Aldous and Persi Diaconis for helpful conversations. Thanks also to Sameera Iyengar, who wrote the first program for generating random domino tilings by the shuffling algorithm.

REFERENCES.

- [1] PATRICK BILLINGSLEY, *Probability and measure*, 2nd edition, Wiley, 1986.
- [2] ROBERT BURTON AND ROBIN PEMANTLE, Local characteristics, entropy and limit theorems for spanning trees and domino tilings via transfer-impedances, *Ann. of Prob.* **21** 1329-1371 (1993).
- [3] HENRY COHN, NOAM ELKIES, AND JAMES PROPP, Local statistics for random domino tilings of the Aztec diamond, *Duke Mathematical Journal*, **85** (1996), 117–166.
- [4] HENRY COHN, RICK KENYON, AND JAMES PROPP, A variational principle for domino tilings, *Journal of the American Mathematical Society*, Vol. 14 (2001), no. 2, 297–346.

- [5] NOAM ELKIES, GREG KUPERBERG, MICHAEL LARSEN, AND JAMES PROPP, Alternating sign matrices and domino tilings, *Journal of Algebraic Combinatorics* **1**, 111-132, 219-234 (1992).
- [7] K. JOHANSSON, The arctic circle boundary and the Airy process, *Annals of Probability* **33**(1): 1–30 (2005).
- [6] P.W. KASTELEYN, The statistics of dimers on a lattice, I. The number of dimer arrangements on a quadratic lattice, *Physica* **27**, 1209-1225 (1961).
- [8] R. KENYON, Local statistics of lattice dimers, *Annales de l'Institut Henri Poincaré (B), Probabilités et Statistiques* **33**, 591–618 (1997).
- [9] R. KENYON, A. OKOUNKOV, AND S. SHEFFIELD, Dimers and amoebae, *Annals of Mathematics* **163** no. 3, 1019–1056 (2006).
- [10] THOMAS LIGGETT, *Interacting particle systems*, Springer-Verlag, 1985.
- [11] HERMAN ROST, Non-equilibrium behavior of a many-particle system: density profile and local equilibria, *Zeitschrift für Wahrscheinlichkeitstheorie und verwandte Gebiete* **58**, 41-53 (1981).
- [12] ROBERT T. SMYTHE AND JOHN C. WIERMAN, *First-passage percolation on the square lattice*, Springer-Verlag, 1978.