

The Electrical Response Matrix of a Regular $2n$ -gon

Nathaniel D. Blair-Stahn

David B. Wilson^y

Abstract

Consider a unit-resistive plate in the shape of a regular polygon with $2n$ sides, in which even-numbered sides are wired to electrodes and odd-numbered sides are insulated. The response matrix, or Dirichlet-to-Neumann map, allows one to compute the currents flowing through the electrodes when they are held at specified voltages. We show that the entries of the response matrix of the regular $2n$ -gon are given by the differences of cotangents of evenly spaced angles, and we describe some connections with the limiting distributions of certain random spanning forests.

1 Introduction

Let $n \geq 2$ be an integer, and let P be a regular polygon with $2n$ sides, centered at the origin in \mathbb{C} , with the midpoint of the j^{th} side of P located on the unit circle at $e^{ij/n}$, for $1 \leq j \leq 2n$. We imagine P to be made of a unit resistive material, and we wish to determine how much current will flow through P when the even-numbered sides of P are wired to electrodes at specified voltages while the odd-numbered sides of P are kept insulated.

We will call the even-numbered (wired) sides of P nodes and the odd-numbered (insulated) sides free edges. Current may pass through the nodes, but no current is allowed to enter or exit P through the free edges. We number the n nodes so that node j corresponds to side $2j$ of P . For each j , the j^{th} node of P is wired to an electrode and held at some specified voltage v_j . Each voltage configuration $\mathbf{v} = (v_1; \dots; v_n)$ on the nodes results in some current output $\mathbf{I} = (I_1; \dots; I_n)$, where I_j is the current entering P through node j .

This problem can be rephrased in terms of the solution to a mixed Dirichlet-Neumann boundary problem on the domain P : Given constants $v_1; \dots; v_n$, there is a unique continuous function V (the electric potential) on P which is harmonic on the interior, equals v_j on side $2j$, and has zero normal derivative on the free edges (see e.g., [GM 05, pg. 452 or pg. 445]). The current I_j entering P through node j is defined to be the flux of the electric field $E_v = -\nabla V$ through side $2j$ into P .

Since the current output \mathbf{I} depends linearly on the voltage configuration \mathbf{v} , there is an $n \times n$ matrix mapping the space of voltage configurations to the space of current outputs. This is called the response matrix or Dirichlet-to-Neumann map for the "resistor network" represented by P . The Dirichlet-to-Neumann map is defined analogously for more general resistive domains or for resistor networks represented by finite graphs (see e.g. [CdV 98], [IM 98], [CIM 98] for background). Since, for any resistor network, the k^{th} column of is the action of on the k^{th} standard basis vector, i_{jk} will be the current entering the network (P in our case) through node j when node k is held at 1 volt and all other nodes are held at 0 volts. Observe that i_{jk} will be positive if $j = k$ and negative otherwise. Although it is not obvious from this description, the response matrix for a general electrical network is symmetric (see [CdV 98]). In this paper we compute the response matrix for P with the boundary conditions described above:

Theorem 1.1. The response matrix for the regular $2n$ -gon with alternating wired/free boundary conditions has entries given by

$$i_{jk} = \frac{\cot \frac{\pi}{n} \left(j - k + \frac{1}{2} \right) - \cot \frac{\pi}{n} \left(j - k - \frac{1}{2} \right)}{n};$$

2000 Mathematics Subject Classification. Primary: 31A 25. Secondary: 30C 20, 82B 20, 05C 05.
University of Washington
^yMicrosoft Research

We prove Theorem 1.1 in §2, using a combination of algebraic and analytic methods. In §3, we describe a purely algebraic approach used by Kenyon and Wilson [KW06, §5.2] to compute the response matrix $r_{j,k}$ for the regular $2n$ -gon in the cases $n = 3$ and $n = 4$. This approach, which is not easily adapted to general n , is based on the connection between the response matrix and the distribution of random “groves” in a resistor network.

We mention that it is known how to compute the response matrix by using the Schwarz-Christoffel formula to map the polygon to a rectangle with vertical slits that correspond to the free edges, as shown in Figure 1. A general $2n$ -gon may be conformally mapped to a rectangle so that one wired side (say side j) gets mapped to the top of the rectangle, the adjacent free sides get mapped to the sides of the rectangle, the remaining wired sides get mapped to intervals of the bottom side of the rectangle, and the remaining free sides get mapped to vertical slits. ([KW06, §5.2] includes a discussion of these maps.) The current response $r_{j,k}$ is just the ratio of the length of the image of the k^{th} side to the height of the rectangle. Without going further into details, we mention that in the example of the regular octagon ($n = 4$), this approach yields

$$r_{j,j+2} = \frac{\int_{x_5}^{x_4} \frac{w^2}{\prod_{\ell=1}^8 (w - x_\ell)^{1/2}} dw}{\int_{x_7}^{x_8} \frac{w^2}{\prod_{\ell=1}^8 (w - x_\ell)^{1/2}} dw} \quad \text{where} \quad b^2 = \frac{\int_{x_4}^{x_3} \frac{w^2}{\prod_{\ell=1}^8 (w - x_\ell)^{1/2}} dw}{\int_{x_3}^{x_4} \frac{1}{\prod_{\ell=1}^8 (w - x_\ell)^{1/2}} dw}$$

and $x_\ell = \cot((\ell-2)\pi/8)$. It is not at first obvious that this should simplify to

$$r_{j,j+2} = \frac{1}{2} \frac{p_{j+2}}{p_j}.$$

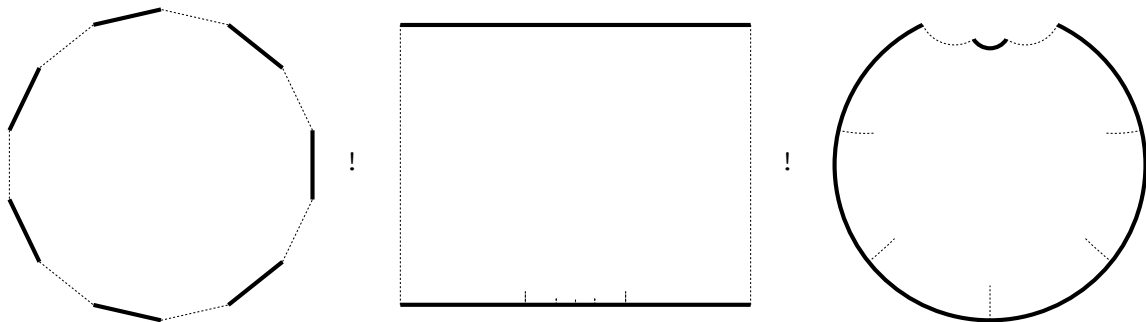


Figure 1: On the left is the regular $2n$ -gon ($n = 7$) with alternate sides wired and free (insulated). The regular $2n$ -gon is conformally mapped to a rectangle so that one wired side goes to the top and the remaining wired sides go the bottom of the rectangle, while two free sides get mapped to the sides of the rectangle and the remaining free sides get mapped to vertical slits. Entries of the response matrix are given by the lengths of the wired sides in the rectangle divided by the height of the rectangle. A Möbius transformation maps the slit rectangle to a subset of the unit disk. Each wired side and each free side is mapped to an arc of a circle that passes through the top of the disk, and $n-1$ of the wired sides each get mapped to arcs of the unit circle of length $2\pi/n$.

Remark. Since for the regular polygon, the current responses are differences of cotangents, the horizontal positions of the vertical slits and the sides of the rectangle are given by cotangents of evenly spaced angles. If we view the slit rectangle as being embedded in the upper half plane with the rectangle’s bottom edge on the real axis, then there is a Möbius transformation of the upper half plane to the unit disk so that images of the bases of the vertical slits (and the two bottom corners) are evenly spaced on the unit circle (Figure 1).

2 Computing

This section is devoted to proving Theorem 1.1. In §2.1 we identify the eigenvectors and eigenvalues of \mathcal{I} using symmetry considerations, thereby finding a diagonalization of \mathcal{I} . Then in §2.2 we compute \mathcal{I}^{-1} by performing a matrix multiplication to change from the eigenbasis back to the standard basis.

2.1 Complex potential and the diagonalization of \mathcal{I}

The key to finding the eigenvectors and eigenvalues of \mathcal{I} is to introduce complex electric potentials and currents in order to exploit the symmetry of the polygon P . A complex-valued potential V on P can be thought of as two separate real potentials, one from the real part of V and the other from the imaginary part. The electric field E_V now takes values in \mathbb{C}^2 rather than \mathbb{R}^2 , and can be thought of as carrying separate real and imaginary currents. The current output \mathcal{I} will now be a complex-linear function of the voltage configuration \mathbf{v} . Thus we can view \mathcal{I} as a complex-linear transformation of \mathbb{C}^n whose restriction to \mathbb{R}^n yields the expected real current outputs.

Let $\omega = e^{2\pi i/n}$, and for $1 \leq k \leq n$, define the voltage configuration \mathbf{v}_k by $(\mathbf{v}_k)_j = \omega^{jk}$.

Lemma 2.1. Let $1 \leq k \leq n$. Then $\mathbf{v}_k = (\omega^k; \omega^{2k}; \dots; \omega^{(n-1)k}; 1)$ is an eigenvector of \mathcal{I} , and the corresponding eigenvalue λ_k is the current entering P through node n under the voltage configuration \mathbf{v}_k .

Proof. Let $\sigma: \mathbb{C}^n \rightarrow \mathbb{C}^n$ denote the function which cyclically shifts the components of a vector to the left: $(v_1; v_2; \dots; v_{n-1}; v_n) = (v_2; v_3; \dots; v_n; v_1)$. If \mathbf{v} is a voltage configuration on P , $\sigma \mathbf{v}$ is the voltage configuration obtained by replacing the voltage on node j with the voltage on node $j+1$ (where the indices are identified mod n). Because P is rotationally symmetric, the resulting currents will likewise be rotated clockwise by one node. That is,

$$(\mathcal{I}(\sigma \mathbf{v}))_j = (\mathcal{I}(\mathbf{v}))_{j-1} \text{ for all } \mathbf{v} \in \mathbb{C}^n.$$

On the other hand, for each vector $\mathbf{v}_k = (\omega^k; \omega^{2k}; \dots; \omega^{(n-1)k}; 1)$, we have $\sigma \mathbf{v}_k = \omega^k \mathbf{v}_k$. If $\mathcal{I}_k = \mathcal{I}(\mathbf{v}_k)$ is the current output resulting from \mathbf{v}_k , then we have

$$\mathcal{I}_k = \mathcal{I}(\mathbf{v}_k) = \mathcal{I}(\sigma \mathbf{v}_k) = \mathcal{I}(\omega^k \mathbf{v}_k) = \omega^k \mathcal{I}_k.$$

This implies $(\mathcal{I}_k)_j = \omega^{jk} (\mathcal{I}_k)_n$, so $\mathbf{v}_k = \mathcal{I}_k = (\mathcal{I}_k)_n \mathbf{v}_k$. \square

Next we compute the eigencurrent $\lambda_k = (\mathcal{I}_k)_n$ by considering the harmonic conjugate of the potential induced by \mathbf{v}_k . Since harmonic conjugation defines a real-linear operator (call it H) on real-valued harmonic functions on P (modulo constant functions), there is a unique way to extend H to a complex-linear operator on complex-valued harmonic functions on P . Recall that any harmonic conjugate satisfies the Cauchy-Riemann equations,

$$(H V)_x = -V_y \text{ and } (H V)_y = V_x;$$

so that $\nabla H V$ is orthogonal to ∇V at every point. The Cauchy-Riemann equations imply the following well-known result (see e.g., [Gam01, Section III.6]), which we shall use to compute the current λ_k :

Proposition 2.2. Let P be simply connected, let $V: P \rightarrow \mathbb{C}$ be harmonic, and let $\gamma: [0;1] \rightarrow P$ be a C^1 path with $\gamma(0) = a$ and $\gamma(1) = b$. If $H V$ is any harmonic conjugate of V , then the current due to V flowing from left to right across γ is equal to $H V(a) - H V(b)$ (where ‘left’ and ‘right’ are defined relative to γ ’s orientation).

Now let H_0V denote the harmonic conjugate of V satisfying $(H_0V)(0) = iV(0)$, so that $H_0^2 = \text{Id}$, and let $V_k : P \rightarrow \mathbb{C}$ be the potential function induced by the voltage configuration \mathbf{v}_k .

Lemma 2.3. Let $\zeta = e^{i\pi/n}$ (so $\zeta^2 = -1$). Then H_0V_k takes the value $i^{(2j-1)k}$ on side $2j-1$, for $1 \leq j \leq n$, and has zero normal derivative on the even-numbered sides of P (see Figure 2). Under the potential V_k , the current i_k entering P through side $2n$ is $2 \sin(\pi k/n)$.

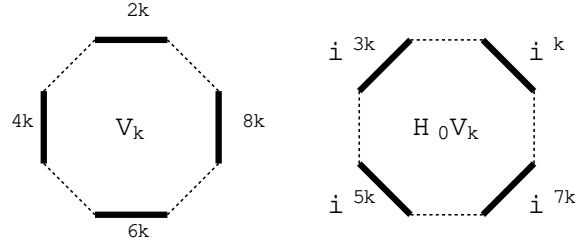


Figure 2: Boundary conditions of V_k and H_0V_k for $n = 4$, illustrating Lemma 2.3. Thick solid lines represent wired sides of P , and thin dashed lines represent free sides.

Proof. The fact that the boundary conditions of H_0V_k are wired where V_k is free and vice versa is immediate from the Cauchy-Riemann equations: Since V_k is oriented parallel to the boundary on the free edges and orthogonal to the boundary on the nodes, the reverse is true for H_0V_k . (Boundary issues can be dealt with by using Schwarz reflection to enlarge the domain, moving the boundary sides to the interior.)

Recall that rotating the voltages in the configuration \mathbf{v}_k clockwise by one node is the same as multiplying them by ζ^k . So if z is on an even-numbered side of P , then

$$V_k(\zeta z) = \zeta^k V_k(z). \quad (1)$$

Now for each $z \in \mathbb{C}$ with $|z| = 1$, we define the rotation operator $R_\zeta(z) = \zeta z$ for $z \in \mathbb{C}$. With this notation, (1) says that the functions $V_k \circ R_\zeta$ and $\zeta^k V_k$ agree on the nodes of P . Since they are also both continuous on P , harmonic on the interior, and have zero normal derivative on the free edges, they must be equal, so (1) in fact holds for all $z \in P$.

Since H is linear, (1) implies $H_0V_k(\zeta z) = \zeta^k H_0V_k(z) + C$ for some constant C . Setting $z = 0$ shows that $C = (1 - \zeta^k)H_0V_k(0) = 0$ (since $H_0V_k(0) = iV_k(0) = 0$ if $k \notin n$, and $1 - \zeta^n = 0$). Thus we have

$$H_0V_k(\zeta z) = \zeta^k H_0V_k(z) \quad (2)$$

for all $z \in P$, so H_0V_k has the same type of rotational symmetry as V_k .

Let a_k denote the (constant) value of H_0V_k on side 1. Combining (2) with the fact that H_0V_k has alternating free/wired boundary conditions shows that the boundary conditions of the harmonic functions $a_k V_k$ and $(H_0V_k) \circ R_{\zeta^{-1}}$ agree, so the functions must be equal:

$$\begin{aligned} H_0V_k &= a_k V_k \circ R_{\zeta^{-1}} \\ H_0^2 V_k &= a_k H_0(V_k \circ R_{\zeta^{-1}}) \\ V_k &= a_k (H_0V_k) \circ R_{\zeta^{-1}} \\ V_k &= a_k^2 V_k \circ R_{\zeta^{-2}} \\ V_k &= a_k^2 \zeta^{-k} V_k; \end{aligned}$$

which shows that $a_k = i^k$ (note that (1) was used in the last step).

If $k = n$ then $V_k = 1$, which implies $H_0 V_k = i$, so $a_n = i = i^n$ and $a_n = 0$.

If $1 \leq k < n$, we use Proposition 2.2 to compute the current a_k , up to a choice of sign:

$$a_k = H_0 V_k (e^{i=2n}) - H_0 V_k (e^{-i=2n}) = a_k - \overline{a_k} = i^k - i^{-k} = 2 \sin(k=n):$$

To determine the sign, note that since V_k is harmonic, we have $V_k(z) = E[V_k(z_T)]$ for all $z \in P$, where z_t is a standard Brownian motion started at $z_0 = z$ which is reflected on the odd sides and absorbed at the even sides, and T is the absorption time. On the even-numbered sides, $\operatorname{Re} V_k(z)$ is maximized (with value 1) on side $2n$. Thus $\operatorname{Re} V_k(z) < 1$ for z in the interior of the polygon P , so the real part of the electric field on side $2n$ points into P . Hence the real part of the current entering P on side $2n$ must be nonnegative, so it is $+2 \sin(k=n)$, and $a_k = i^k$. \square

2.2 Recovering a_k from its diagonalization

Putting together Lemmas 2.1 and 2.3 we have

Theorem 2.4. The response matrix satisfies $W = W D$, where W is the matrix of eigenvectors given by $W_{j,k} = e^{2ij k/n}$, and D is the diagonal matrix of eigenvalues with $D_{k,k} = a_k = 2 \sin(k=n)$.

We use the following lemma to compute a_k from Theorem 2.4. Recall that $i^n = e^{i\pi/n}$.

Lemma 2.5. If m is any integer, then

$$X^n = \sum_{j=1}^{2m-1} (2m-1)^j = 1 + i \cot \frac{\pi}{n} m - \frac{1}{2} :$$

Proof. Let $b_j = (2m-1)^j$ and let $c_j = \sum_{j=1}^n b_j$. We first show that $\operatorname{Re} c_j = 1$. Since $b_{n-j} = \overline{b_j}$, the real parts of b_j and b_{n-j} add to 0 (or the real part equals 0 if $j = n/2$). Pairing up the terms in this way, we see $\operatorname{Re} \sum_{j=1}^{n-1} b_j = 0$ and hence $\operatorname{Re} c_j = \operatorname{Re} b_n = 1$.

Now let $c_j = \sum_{j=1}^n b_j$, and define $c_0 = e^{i\pi/n}$. We will use the same trick as above to show that c_0 is imaginary, then show that this implies $\operatorname{Im} c_j = \cot(\pi/n) m$ (see Figure 3). Note that $c_0 = \sum_{j=1}^n c_j$, where $c_j = e^{i\pi j/n} b_j = e^{\frac{i\pi}{2n}(2m-1)(2j-1)}$. Now,

$$c_{n+1-j} = e^{\frac{i\pi}{2n}(2m-1)(2n-2j+1)} = e^{-i\pi} e^{\frac{i\pi}{2n}(2m-1)(2j-1)} = \overline{c_j};$$

so c_j and c_{n+1-j} are symmetric about the imaginary axis. It follows that c_0 is imaginary and hence $\arg c_j = \pi + \arg c_0 = \frac{\pi}{2}$. Finally, observe that

$$\operatorname{Im} c_j = \operatorname{Re} c_j \tan(\arg c_j) = 1 \tan \frac{\pi}{2} = \cot \frac{\pi}{n} m - \frac{1}{2} : \quad \square$$

Proof of Theorem 1.1. First we observe that the matrix W in Theorem 2.4 is invertible with $W^{-1} = \frac{1}{n} W$. (One can easily verify this directly, or simply notice that $\frac{1}{n} W$ is the inverse discrete Fourier transform matrix, which is unitary.) We need to show that the entries of the matrix $W D W^{-1}$ agree with the formula for a_k given in Theorem 1.1. It follows from Theorem 2.4 that $(W D)_{j,k} = W_{j,k} D_{k,k} = 2^{jk} a_k = 2^{jk} (i^k - i^{-k}) = i$. Since $(W^{-1})_{j,k} = \frac{1}{n} \overline{W_{k,j}} = \frac{1}{n} 2^{jk} a_n$, we have

$$\begin{aligned} a_{j,k} &= (W D W^{-1})_{j,k} = \sum_{j=1}^n (W D)_{j,j} (W^{-1})_{j,k} = \frac{1}{n} \sum_{j=1}^n 2^{jj} (i^j - i^{-j}) 2^{jk} \\ &= \frac{1}{n} \sum_{j=1}^n 2^{(j-k)+1} i^j - 2^{(j-k)-1} i^{-j} \\ &= \frac{\cot \frac{\pi}{n} j + k + \frac{1}{2} - \cot \frac{\pi}{n} j - k - \frac{1}{2}}{n}; \end{aligned}$$

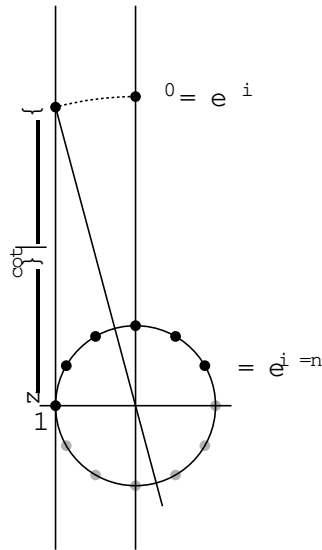


Figure 3: Illustration of the proof of Lemma 2.5 with $n = 6$ and $m \equiv 0$. The first six powers of $e^{i\pi/6}$ are symmetric about the imaginary axis, so the sum $S_6 = \sum_{k=0}^5 e^{ik\pi/6}$ lies on the line $\operatorname{Re} z = -1$. The first six powers of $e^{i\pi/3}$ are symmetric about the line $\arg z = \pi/3$, where $\pi/3 = 2\pi/6$, so S_6 also lies on this line (equivalently, $e^{i\pi/3} = e^{i2\pi/6}$ is imaginary).

where the last equality follows from Lemma 2.5.

3 Enumerating trees in random groves

In the introduction we alluded to an algebraic approach for computing the response matrix $\mathbf{r}_{j,k}$. This approach [KW 06, x 5.2] is based on enumerating trees in a random "grove"; we briefly describe this grove approach together with some remaining open problems.

Suppose that a very fine grid is restricted to the polygon P , and the vertices along the wired edges of P are glued together into special vertices called nodes. A grove is a forest of the resulting graph such that every tree in the forest contains at least one node. If a grove is chosen uniformly at random, this induces a random partition of the nodes, and in [KW 06] it is shown for general planar graphs with nodes on the outer face how to compute the probabilities of these partitions in terms of the response matrix. This allows us to compute the polynomial

$$P_n(q) = \frac{\prod_{t=1}^n \frac{\text{Pr}[t \text{ trees in grove}]}{\text{Pr}[n \text{ trees in grove}]}}{q^{t-1}}$$

in terms of the response matrix. Since the response matrix for the regular $2n$ -gon is circulant, we may define $\pi_{ij,k\ell} = \pi_{jk,\ell i}$. It turns out that $P_3(q) = 1 - 3\pi_1 q + 3\pi_2 q^2$, and

$$P_4(q) = 1 - q(4 - 1 + 2 - 2) + q^2(6 - 2 + 8 - 1 - 2 + 2 - 2) - q^3(4 - 3 + 8 - 2 + 4 - 1 - 2):$$

For the regular polygon P , by duality considerations, in the limit where the grid is very fine, the probability of seeing t trees in a random grove equals the probability of seeing $n - t + 1$ trees, so the coefficients of the polynomial $P_n(q)$ form a palindrome. For $n = 3$ this implies $3 \binom{2}{1} = 1$, or that $\alpha_1 = \alpha_2 = 1/3$, determining the response matrix. For $n = 4$ there are several pairs $(\alpha_1; \alpha_2)$ which make $P_4(q)$ a palindrome, but only one in which α_1 and α_2 are both negative ($\alpha_1 = \alpha_2 = -1/2$), which is enough to determine the response matrix. For general n the fact that $P_n(q)$ is a palindromic polynomial generates

enough constraints to limit the coefficients of \mathcal{P} to a zero-dimensional algebraic variety, but it is not clear that there will always be a unique negative solution for the β 's, nor is it clear how to obtain the solution for general n using this algebraic approach.

Since we explicitly computed the response matrix for the polygon P by other means, using the formulas from [KW 06] we may write down the first few polynomials $P_n(q)$:

$$\begin{aligned} P_2(q) &= 1 + q \\ P_3(q) &= 1 + \frac{1}{3}q + \frac{1}{3}q^2 \\ P_4(q) &= 1 + \frac{1}{2}q + \frac{1}{2}q^2 + \frac{1}{4}q^3 \\ P_5(q) &= 1 + \frac{5}{2}q + \frac{5}{2}q^2 + \frac{5}{2}q^3 + \frac{1}{4}q^4 \\ P_6(q) &= 1 + \frac{2}{3}q + \frac{2}{3}q^2 + \frac{2}{3}q^3 + \frac{2}{3}q^4 + \frac{1}{4}q^5 \end{aligned}$$

The constant term is of course always 1. Referring to [KW 06], the linear term is $\frac{1}{2n} \sum_{j < k} \beta_{jk}$, which simplifies to $\cot(\pi/(2n))$. It would be interesting to better understand the polynomials P_n , such as for example the approximate distribution of the number of trees for large n , or the asymptotics of $P_n(1) = 1 = \Pr[\text{random grove is a single tree}]$.

Acknowledgements

We thank Richard Kenyon for helpful discussions, in particular for suggesting the use of complex voltages.

References

- [CdV 98] Yves Colin de Verdière. Spectres de graphes, volume 4 of Cours Spécialisés [Specialized Courses]. Société Mathématique de France, Paris, 1998.
- [CIM 98] E.B. Curtis, D. Ingemann, and J.A. Morrow. Circular planar graphs and resistor networks. *Linear Algebra Appl.*, 283(1–3):115–150, 1998.
- [Gam 01] Theodore W. Gamelin. Complex analysis. Undergraduate Texts in Mathematics. Springer-Verlag, New York, 2001.
- [GM 05] John B. Garnett and Donald E. Marshall. Harmonic Measure, volume 2 of New Mathematical Monographs. Cambridge University Press, Cambridge, 2005.
- [IM 98] David Ingemann and James A. Morrow. On a characterization of the kernel of the Dirichlet-to-Neumann map for a planar region. *SIAM J. Math. Anal.*, 29(1):106–115 (electronic), 1998.
- [KW 06] Richard W. Kenyon and David B. Wilson. Boundary Partitions in Trees and Dimers, 2006. [arXiv:math.PR/0608422](https://arxiv.org/abs/math.PR/0608422).