

A variational proof of Alexandrov's convex cap theorem

Ivan Izvestiev ^{*}
 Institut für Mathematik
 Technische Universität Berlin
 Str. des 17. Juni 136
 10623 Berlin, Germany
 izvestiev@math.tu-berlin.de

November 30, 2018

Abstract

We give a variational proof of the existence and uniqueness of a convex cap with the given upper boundary. The proof uses the concavity of the total scalar curvature functional on the space of generalized convex caps. As a byproduct, we prove that generalized convex caps with the fixed boundary are globally rigid, that is uniquely determined by their curvatures.

1 Introduction

In this paper we present a new proof of the following theorem by A. D. Alexandrov [1, Section 5.1, Theorem 2].

Theorem 1 *Let D be a disk with a convex Euclidean polyhedral metric. Then there exists a convex cap $C \subset \mathbb{R}^3$ with the upper boundary isometric to D . Besides, C is unique up to a rigid motion.*

Informally speaking, a *convex cap* is a convex polytope that lies on a plane and does not throw a shadow when the sun is in the zenith. The upper boundary D of a convex cap is topologically a disk. The metric on D is locally Euclidean except at the vertices. Indeed, a point on an edge has a small neighborhood isometric to a Euclidean disk, the two halves of the disk lying on the two faces adjacent to the edge. Similarly, neighborhoods of the interior vertices are isometric to Euclidean cones with angles less than 2π .

^{*}Research for this article was supported by the DFG Research Unit 565 “Polyhedral Surfaces”.

The boundary of D is locally modelled on the half-plane and angular regions with angles less than π . Any metric that has these properties is called a *convex Euclidean polyhedral metric*. Thus the upper boundary of any convex cap is a disk with a convex Euclidean polyhedral metric. Theorem 1 is the converse: any metric of this kind can be realized as the upper boundary of a convex cap, and this is in an essentially unique way.

1.1 Idea of the proof and organization of the paper

In Section 2, we give formal definitions and make some preliminary remarks.

Our proof uses the *variational method*. In this method the object whose existence is to be proved is identified with a critical point of a functional. If the functional achieves its maximum in the interior of the domain, then the maximum point is a critical point and yields a desired object. If, moreover, the functional is concave and the domain convex, then there is only one critical point. This implies the uniqueness of the object.

The domain of our functional is the space $\mathcal{C}(D)$ of *generalized convex caps* with the upper boundary D ; it is studied in Section 3. The functional on $\mathcal{C}(D)$ is the *total scalar curvature* S which is studied in Section 4. Section 5 contains the details of the proof.

Subsection 3.1 introduces generalized convex caps. Roughly speaking, a generalized convex cap is a convex cap that has cone singularities along the heights. Heights are the segments that join the vertices of the upper boundary with the base and are orthogonal to the base. If the curvatures around heights vanish, then the generalized convex cap becomes a usual convex cap. To define a generalized cap, one needs to specify a triangulation T of D and a collection h of heights. However, in Subsection 3.2 we show that the heights already suffice. This makes the space $\mathcal{C}(D)$ naturally a subset of \mathbb{R}^Σ , where Σ is the singular set of D . In Subsection 3.3 we show that $\mathcal{C}(D)$ is in fact a convex polytope in \mathbb{R}^Σ .

In Subsection 4.1 we define the total scalar curvature of a generalized convex cap. It is similar to the definition

$$\sum_e \ell_e (\pi - \theta_e)$$

of the total mean curvature of a convex polytope, where ℓ_e is the length of the edge e and θ_e is the angle at e . For generalized caps one takes additionally the sum of the heights multiplied with their curvatures. In Subsection 4.2 we prove that the function S is concave. As a byproduct, we prove that generalized convex caps with the fixed upper boundary are globally rigid, that is are uniquely determined by their curvatures, see Theorem 4.

The most part of Subsection 5.1 deals with the case when S achieves its maximum on the boundary of $\mathcal{C}(D)$. This happens when some faces of the

resulting convex cap are vertical. In Subsection 5.2 we sketch the proof of Theorem 1 by Volkov from [9].

1.2 Related work

The variational method was extensively used in the study of circle packings and patterns, see [3] and references therein. The functionals that appear there can often be interpreted as volumes of certain hyperbolic polyhedra.

Our primary goal was to find a variational proof of Alexandrov's theorem on the existence and uniqueness of a polytope with the given metric on the boundary, see Subsection 1.3. In [2] the same approach, via the generalized convex polytopes and the total scalar curvature is used. However, it meets with an obstacle: the functional is neither concave nor convex. In return, a rather unexpected relation arises between the total scalar curvature and the volume of the dual. This allows one to prove the non-degeneracy of the Hessian of the total scalar curvature by extending the Alexandrov-Fenchel inequalities for mixed volumes.

Alexandrov's theorems are, in fact, special cases of a very general statement about realization of a Euclidean, spherical, or hyperbolic polyhedral metric with singularities of positive or negative curvature on a surface of an arbitrary genus. Each time, such a metric can be realized in a unique way as the boundary of a certain polyhedral object. For the general statement and its proof for the surfaces of genus greater than one, see [5]. The case of metrics on the torus is the subject of the paper [6].

1.3 Proofs by Alexandrov and Volkov

Theorem 1 looks similar to another, more renowned theorem of Alexandrov: *let S be a sphere with a convex Euclidean polyhedral metric; then there exists a unique convex polytope $P \subset \mathbb{R}^3$ with the boundary isometric to S .* In his book, Alexandrov derives the cap theorem from the polytope theorem. Indeed, by identifying two copies of D along the boundary one gets a convex polyhedral metric on the sphere. Because of the uniqueness, the polytope that realizes this metric must have a plane of symmetry. Thus it can be cut in two convex caps. This proves the existence of a cap with the upper boundary D . The uniqueness follows from the uniqueness of the polytope with the boundary the doubled D .

To prove his polytope theorem, Alexandrov used a method called sometimes the *deformation method* or the invariance of domain method. Consider the space \mathcal{P} of all convex polytopes and the space \mathcal{M} of all convex polyhedral metrics on the sphere. There is an obvious map $\mathcal{P} \rightarrow \mathcal{M}$ that associates to a polytope the metric of its boundary. The existence and uniqueness of a polytope with a given metric is translated as the bijectivity of this map. Alexandrov shows that the map is a local homeomorphism, which is related

to the infinitesimal rigidity. Then he proves certain topological properties of the spaces and of the map which imply that the map is in fact a bijection.

The deformation method was used to prove other existence and uniqueness statements for polyhedral objects, see [1]. Recently it was used in [7], [5] to prove parts of the general statement mentioned at the end of Subsection 1.2. A drawback of this method is that it is not constructive: it provides no algorithm how to construct the polytope with a given development. Alexandrov points this out in [1, pp. 320–321] after he proves by his method Minkowski’s theorem on the existence and uniqueness of a convex polytope with given face normals and face areas. Namely, the original proof of Minkowski’s theorem is by the variational method, and Alexandrov poses the problem of finding a similar proof for his polytope theorem.

Yu. A. Volkov, a student of Alexandrov, found constructive proofs both for the polytope and for the cap theorem. He considered the generalized convex caps with positive curvatures around the heights and showed that the curvatures vanish when the sum of heights is maximized. This proof is published in [9], for English translation see [1, Section 12.2]. Volkov’s proof of the polytope theorem is similar and is the subject of Volkov’s PhD of 1955, see also [11]. Volkov’s approach is not variational in the above sense. The functional is linear, so the maximum point always lies on the boundary of the domain and is not a critical point of the functional. But his proof is elementary and, in the case of the cap, quite short.

Our proof is to a large extent inspired by the works of Volkov. In [10], reprinted as [1, Section 12.1] Volkov studies the local behavior of the function S and proves claims that are very close to the concavity of S . Completely new in our paper are the explicit description of the space $\mathcal{C}(D)$ as a compact convex subset of a Euclidean space and the global rigidity statement for generalized convex caps.

1.4 Acknowledgement

I thank Alexander I. Bobenko for bringing the problem to my attention and for helpful discussions.

2 Preliminaries

Here we give the formal definitions of what was sketched in the Introduction and reduce Theorem 1 to the case when the polyhedral disk D has at least one interior and at least one boundary singularity.

Definition 2.1 *A convex cap is a convex polytope C in \mathbb{R}^3 with the following properties:*

1. C is contained in the upper half-space \mathbb{R}_+^3 , and $C \cap \partial\mathbb{R}_+^3 \neq \emptyset$. The face $C \cap \partial\mathbb{R}_+^3$ of C is called the base of the cap C ;

2. the orthogonal projection $\mathbb{R}^3 \rightarrow \mathbb{R}^2 = \partial\mathbb{R}_+^3$ maps C to its base;
3. the dimension of the polytope C is 2 or 3.

Definition 2.2 Let C be a convex cap. If $\dim C = 3$, then the upper boundary of C is ∂C minus the interior of the base. If $\dim C = 2$ and $C \subset \partial\mathbb{R}_+^3$, then the upper boundary of C is C . Finally, if $\dim C = 2$ and the base of C is an edge of the polygon C , then the upper boundary consists of two copies of C identified along the edges except the base edge.

Figure 1 shows several examples of convex caps.

Definition 2.3 Let M be a surface, possibly with boundary. A metric structure on M is called a Euclidean polyhedral metric if there is a finite set $\Sigma \subset M$ of points called singular points, such that

1. any regular interior point x has a neighborhood isometric to an open subset of the Euclidean plane; any regular boundary point x has a neighborhood isometric to an open subset of the half-plane;
2. any singular interior point x has a neighborhood isometric to an open subset of a cone, with x at the apex of the cone; any singular boundary point x has a neighborhood isometric to an open subset of an angular region, with x at the angle's vertex.

A Euclidean polyhedral metric is called convex, if all of the angles at the interior singularities are less than 2π , and all of the angles at the boundary singularities are less than π .

For brevity, we often omit the word “Euclidean” when speaking of polyhedral metrics.

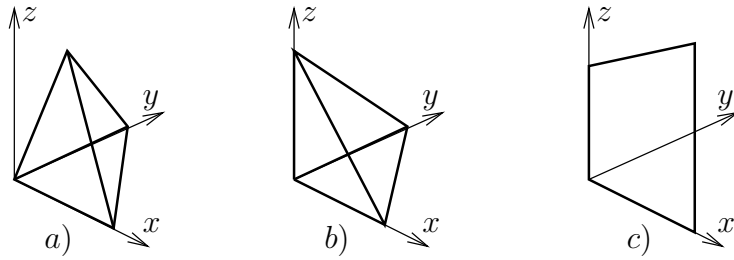


Figure 1: The upper boundary of the cap b) has one interior and two boundary singularities; the cap c) is a polygon, its upper boundary has two interior and no boundary singularities.

Let D be the upper boundary of a convex cap C . It is not hard to show that D is a disk with a convex polyhedral metric. Any vertex of C that does

not lie in the base is an interior singularity of D . For a vertex v of C that lies in the base there are two possibilities: if v belongs to a vertical edge of C , then v is regular, otherwise it is singular.

Lemma 1 *Theorem 1 is true when D has no interior singularities. The case where D has no boundary singularities follows from the case where there is at least one boundary singularity.*

Proof. If D has no interior singularities, then D is isometric to a convex polygon. Clearly, any convex cap with the upper boundary D is obtained by isometrically embedding D in $\partial\mathbb{R}_+^3$.

Let D have no boundary singularities. It follows that the ε -neighborhood of ∂D is isometric to $\partial D \times [0, \varepsilon)$ for some $\varepsilon > 0$. Take the maximum ε with this property. The locally isometric embedding $\partial D \times [0, \varepsilon) \rightarrow D$ extends to a map

$$\iota : \partial D \times [0, \varepsilon] \rightarrow D.$$

Assume that the map ι is injective. Then the complement

$$D' = D \setminus \iota(\partial D \times [0, \varepsilon))$$

is a disk with a convex polyhedral metric and the boundary $\iota(\partial D \times \{\varepsilon\})$. Due to the choice of ε , $\partial D'$ contains a singularity. By Theorem 1 applied to the disk D' , there is a convex cap C' with the upper boundary D' . Lifting the cap C' to the height ε , we obtain a convex cap C with the upper boundary D . Conversely, if C is any convex cap with the upper boundary D , then $C \cap (\partial\mathbb{R}_+^3 \times [0, \varepsilon])$ is a right prism. Therefore the uniqueness of C follows from the uniqueness of C' .

Assume that the map ι is not injective. The convexity of D implies that the map ι folds the circle $\partial D \times \{\varepsilon\}$, so that D is isometric to two copies of a rectangle identified along three sides. The corresponding convex cap is this rectangle standing on its fourth side. The uniqueness is not hard to prove. \square

Definition 2.4 *For a set $A \subset \mathbb{R}_+^3$, its lower hull is the convex hull of the union $A \cup \text{pr}(A)$, where $\text{pr} : \mathbb{R}_+^3 \rightarrow \mathbb{R}^2 = \partial\mathbb{R}_+^3$ is the orthogonal projection.*

From the discussion after Definition 2.3 it follows that a convex cap is the lower hull of the singularities of its upper boundary.

3 Generalized convex caps

3.1 Definitions

Let D be a convex polyhedral disk such that $\Sigma \cap \partial D \neq \emptyset$, where Σ is the singular set of D . We denote the elements of Σ by the letters i, j, \dots . A

geodesic triangulation T of D is a decomposition of D into triangles by geodesics with the endpoints in Σ . By $\mathcal{E}(T)$ and $\mathcal{F}(T)$ we denote the sets of edges and triangles of T , respectively.

Note that we allow multiple edges as well as loops. In particular, triangles of T may have identifications on the boundary. An edge with endpoints i and j is denoted by ij , and a triangle with vertices i, j, k by ijk . This notation may be ambiguous, but it should not lead to confusion.

An edge ij of T is called a *boundary edge*, if it is contained in the boundary of D ; otherwise it is called an *interior edge*.

Example Consider the convex cap which is the lower hull of the points $(1, 0, 0)$, $(0, 1, 0)$, and $(0, 0, 1)$, see Figure 1 b). Its upper boundary D has one interior singularity $(0, 0, 1)$ and two boundary singularities $(1, 0, 0)$ and $(0, 1, 0)$. Disk D has a unique geodesic triangulation. It consists of two triangles: an equilateral one with side length $\sqrt{2}$ and an isosceles right one with leg length $\sqrt{2}$. The triangles have two edges in common.

Any convex polyhedral disk can be geodesically triangulated. This can be proved in several different ways. For example, draw the shortest geodesics from a boundary singularity to all interior singularities. After cutting along them we have a (possibly non-convex, possibly self-overlapping) polygon. It is a classical result that every polygon can be triangulated by diagonals.

Proposition 1 *The number of geodesic triangulations of D is finite.*

Proof. By [4, Section 4.5], the lengths of geodesics in D are bounded from above. On the other hand, the lengths of geodesics joining two singular points of D form a discrete set. It follows that the set of geodesics between singular points is finite. Therefore, the number of geodesic triangulations is also finite. \square

Definition 3.1 *A prism is a convex polytope isometric to the lower hull of three non-collinear points in \mathbb{R}_+^3 .*

We use the term “prism” not in its usual meaning: the lateral edges of our prism are necessarily orthogonal to the lower base, but the upper base need not be parallel to it. Up to isometry, a prism is uniquely determined by a Euclidean triangle ijk isometric to its upper base, and by three non-negative *heights* h_i, h_j, h_k , which are the lengths of the lateral edges. Note that a height may equal 0.

If the upper base of a prism is orthogonal to the lower base, the prism degenerates to a polygon. In this polygon we still distinguish the triangle that is the upper base of the prism. A degeneration can occur in three different ways shown on Figure 2. In the cases a) and b) we can assign values 0 or π to the dihedral angles at the lateral edges and at the edges of the upper base. In the case c) some of these angles are not defined.

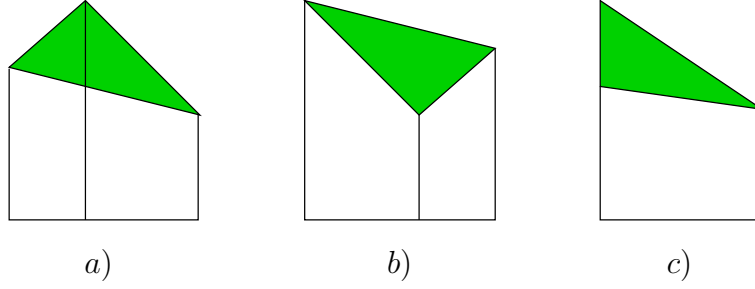


Figure 2: Three types of degenerate prisms.

Definition 3.2 A generalized convex cap C with the upper boundary D is a polyhedron glued from prisms (in the sense of Definition 3.1) whose upper bases are the triangles of a geodesic triangulation T of D . The identification pattern of the prisms corresponds to the combinatorics of the triangulation. Besides, the following properties should hold:

1. the heights of the boundary vertices are 0, i. e. in a prism that contains a boundary edge ij this edge is shared by the upper and the lower base;
2. for every interior edge $ij \in \mathcal{E}(T)$, the dihedral angle θ_{ij} is either not defined or does not exceed π . Here θ_{ij} is the sum of the two dihedral angles of the prisms at the edge ij .

At the left of Figure 4 two prisms are shown that share an interior edge ij .

Lemma 3 in the next subsection ensures that in a generalized convex cap the angles θ_{ij} are always defined.

Clearly, a generalized convex cap can be given by a couple (T, h) , where T is a geodesic triangulation of D , and $h : \Sigma \rightarrow \mathbb{R}$ is an assignment of heights to the vertices of T . A couple (T, h) produces a convex cap if and only if the following conditions are satisfied. First, $h_i = 0$ if $i \in \partial D$. Second, for any triangle $ijk \in \mathcal{F}(T)$ there are restrictions on h_i, h_j, h_k ensuring that a prism with the upper base ijk and heights h_i, h_j, h_k exist. And third, the angles θ_{ij} must be less than or equal to π , if defined.

Two different couples (T, h) and (T', h') can produce the same generalized convex cap. For example, if $\theta_{ij} = \pi$ for some edge $ij \in \mathcal{E}(T)$, and the edge ij is shared by two triangles that form a convex quadrilateral, then the triangulation T can be changed by replacing the edge ij through another diagonal of the quadrilateral. On the other hand, $(T, h) \sim (T', h')$ implies $h = h'$ and $ij \in \mathcal{E}(T')$ for all $ij \in \mathcal{E}(T)$ such that $\theta_{ij} < \pi$. Therefore every generalized convex cap defines a tessellation of the disk D obtained by erasing in any associated triangulation T the edges ij with $\theta_{ij} = \pi$. In Subsection 3.2 we show that the collection of heights h defines the cap uniquely.

Example Take any triangulation T and put $h_i = 0$ for all i . The result is a generalized convex cap with $\theta_{ij} = \pi$ for all ij .

It is easy to see that the following quantity is well-defined.

Definition 3.3 Let (T, h) be a generalized convex cap. For any interior singularity $i \in \Sigma \setminus \partial D$ denote by ω_i the sum of the dihedral angles of the prisms at the edge under the vertex i . The angle defect

$$\kappa_i = 2\pi - \omega_i$$

is called the curvature at the i -th height.

In the above example with all of $h_i = 0$ the curvature κ_i equals the angle defect of the singularity i in the metric of D .

We refer to a convex cap in the sense of Definition 2.1 as a classical convex cap.

Let C be a classical convex cap with at least one singularity on the boundary. If C has no vertical faces, it is easy to represent it as a generalized convex cap: it suffices to triangulate non-triangular faces of C and then cut C into non-degenerate prisms. If C has vertical faces, then we first remove all of the vertical edges, if there are any. The remaining edges subdivide D into polygons with vertices in Σ . Since any polygon can be triangulated by diagonals, we can complete this subdivision to a geodesic triangulation T . Thus we obtain a set of prisms where some prisms are degenerate. If $\dim C = 3$, then the cap C is isometric to the union of the non-degenerate prisms, and the degenerate prisms cover the vertical faces of C “from outside”. If $\dim C = 2$, one has to distinguish two cases: when C has no vertical edges, and when C has one. In the latter case the triangulation T contains a triangle “bent across” the vertical edge of C .

As an example, consider Figure 1 b). Here we have a non-degenerate prism and a degenerate one. The degenerate prism is formed by the two vertical faces of the cap. The curvature κ_i at the unique interior singularity equals $\frac{\pi}{2}$.

3.2 Heights define a cap

Here and later on we use the word “cap” to refer to a generalized convex cap.

Let us denote

$$\mathcal{C}(D) = \{\text{generalized convex caps with the upper boundary } D\}.$$

The main result of this Subsection is Proposition 2 which is implied by Lemmas 2 and 4.

Definition 3.4 A function $f : D \rightarrow \mathbb{R}$ is called a PL function if it is linear on every triangle of some geodesic triangulation of D .

A function $f : D \rightarrow \mathbb{R}$ is called concave if its restriction to any geodesic segment in D is concave as the function of the arc length.

Lemma 2 The space $\mathcal{C}(D)$ is in a one-to-one correspondence with the space of concave PL functions $\tilde{h} : D \rightarrow \mathbb{R}$ such that

$$\tilde{h}|_{\partial D} = 0 \tag{1}$$

and

$$|\text{grad } \tilde{h}(x)| \leq 1 \tag{2}$$

at every point $x \in D$ such that $\text{grad } \tilde{h}(x)$ is defined.

If $C \in \mathcal{C}(D)$ is a cap represented by (T, h) , then the corresponding function \tilde{h} assigns to the point $x \in D$ the distance from x to the lower base of a prism that contains x . In particular,

$$\tilde{h}(i) = h_i$$

for every $i \in \Sigma$.

Proof. Take any $C \in \mathcal{C}(D)$. Let $\tilde{h} : D \rightarrow \mathbb{R}$ be the distance function from the upper boundary to the base of the cap C , as described in the proposition. It is easy to see that \tilde{h} is a concave PL function that satisfies conditions (1) and (2).

Conversely, let $\tilde{h} : D \rightarrow \mathbb{R}$ be any concave PL function that satisfies (1) and (2). Concavity and property (1) imply that \tilde{h} is non-negative inside D . Let T be a geodesic triangulation of D such that \tilde{h} is linear on the triangles of T . Take any triangle $ijk \in \mathcal{F}(T)$. Property (2) implies that there exists a prism with the upper base ijk such that \tilde{h} is the distance function from the upper to the lower base. If ijl is another triangle in T , then the sum of the dihedral angles of the prisms at the edge ij , if defined, is less than or equal to π due to the concavity of \tilde{h} .

It is not hard to see that two caps with equal distance functions \tilde{h} are equal. \square

Lemma 3 A cap cannot contain degenerate prisms of types b) and c) from Figure 2. In particular, the angles θ_{ij} and κ_i are defined for any cap.

Proof. Assume that the cap contains a prism of type c). Let ij be the vertical edge of the upper base so that i lies above j . Then $|\text{grad } \tilde{h}| = 1$ inside both triangles adjacent to the edge ij , and the direction of the gradient is parallel to the edge ij . Note that the vertex j cannot lie on the boundary of D , because then it would not be a singular point. Consider two geodesics on both sides of the edge ij and parallel to ij . Follow them in the direction of

decrease of the function \tilde{h} . If the geodesics are sufficiently close to the edge ij , then they intersect at a point $x \in D$. Then the directional derivatives of \tilde{h} in two different directions at x are equal to 1. Therefore $|\text{grad } \tilde{h}(x)| > 1$ that contradicts (2).

The proof that a degenerate prism of type b) cannot occur is similar. \square

Lemma 4 *The extension of a map $h : \Sigma \rightarrow \mathbb{R}$ to a concave PL function $\tilde{h} : D \rightarrow \mathbb{R}$ is unique, if exists.*

Proof. Assume that there are two different extensions \tilde{h} and \tilde{h}' . Without loss of generality, there is a point $x \in D$ such that

$$\tilde{h}(x) > \tilde{h}'(x).$$

Let T be a geodesic triangulation such that \tilde{h} is linear on the triangles of T . Let $ijk \in \mathcal{F}(T)$ be a triangle that contains x . Then $\tilde{h}(x)$ is the linear interpolation from the values h_i, h_j, h_k at the vertices i, j, k . Consider the function \tilde{h}' on the triangle ijk . At the vertices i, j, k it takes the same values as the function \tilde{h} . Besides, \tilde{h}' is concave. This implies $\tilde{h}'(x) \geq \tilde{h}(x)$ that contradicts our assumption. \square

Proposition 2 *The map $(T, h) \mapsto h$ defines a bijection between the space $\mathcal{C}(D)$ and the space of maps $h : \Sigma \rightarrow \mathbb{R}$ such that*

1. *h admits an extension to a concave PL function $\tilde{h} : D \rightarrow \mathbb{R}$;*
2. *the map \tilde{h} has the properties (1) and (2).*

3.3 The space of generalized convex caps

By Proposition 2, the space $\mathcal{C}(D)$ is identified with a subset of the Euclidean space \mathbb{R}^Σ . Here we show that $\mathcal{C}(D)$ is a bounded convex polyhedron in \mathbb{R}^Σ .

We start by studying a larger space $\mathcal{C}'(D)$ which is obtained from $\mathcal{C}(D)$ by ignoring conditions (1) and (2).

Definition 3.5 *The space $\mathcal{C}'(D) \subset \mathbb{R}^\Sigma$ consists of the maps $h : \Sigma \rightarrow \mathbb{R}$ that admit a concave PL extension to D .*

To state the next Proposition, we need to introduce some notions. A Euclidean quadrilateral $ikjl$ in D is a region that is bounded by simple geodesic segments ik, kj, jl, li , and that contains no singularities in the interior. Vertices and segments are allowed to coincide. A Euclidean quadrilateral can be developed onto the plane, after resolving possible identifications on the boundary. A Euclidean triangle jij arises when there is a geodesic loop based at j that encloses a unique singularity i . See Figure 3.

Define the function ext_{jkl} on the quadrilateral $ikjl$ as the linear function that takes values h_j, h_k, h_l at the respective vertices.

Lemma 5 *The space $\mathcal{C}'(D)$ is a convex polyhedron in \mathbb{R}^Σ . Namely, it is the solution set of a system of linear inequalities of the form:*

$$h_i \geq \text{ext}_{jkl}(i), \quad (3)$$

$$h_i \geq h_j. \quad (4)$$

There is one equation of the form (3) for each Euclidean quadrilateral $ikjl$ with the angle at i greater or equal π , and one equation of the form (4) for each Euclidean triangle jij , see Figure 3.

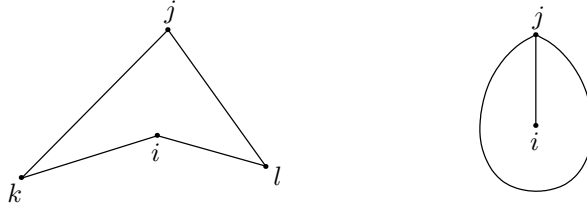


Figure 3: Every concave quadrilateral $ikjl$ gives rise to an inequality (3), every triangle jij gives rise to an inequality (4).

Proof. Assume that h admits a concave PL extension \tilde{h} . Then the concavity of \tilde{h} easily implies inequalities (3) and (4).

Let us prove the sufficiency of conditions (3) and (4). Let T be any geodesic triangulation. Denote by \tilde{h}_T the PL function that is linear on the triangles of T and takes value h_i at every $i \in \Sigma$. Call an edge of T *good*, if the function \tilde{h}_T is concave across this edge, otherwise call an edge *bad*. Our aim is to find a triangulation with good edges only.

Apply the *flip algorithm* to the triangulation T . Let ij be an interior edge of T . If it belongs to two different triangles ijk and ijl , and if the quadrilateral $ikjl$ is strictly convex, then the edge ij can be *flipped*. To flip means to replace the edge ij through the diagonal kl of the quadrilateral $ikjl$. In the flip algorithm we start with an arbitrary triangulation, pick up a bad edge, flip it, look for a bad edge in the new triangulation, flip it and so on. The flip algorithm terminates when there are no bad edges.

Conditions (3) and (4) ensure that if ij is a bad edge, then it can be flipped. Let us show that the flip algorithm terminates. Note that when a bad edge is flipped, the function \tilde{h}_T increases pointwise. By Proposition 1, the polyhedral disk D has only finitely many geodesic triangulations. Therefore, the flip algorithm cannot run infinitely. \square

Theorem 2 *The space $\mathcal{C}(D)$ is a non-empty bounded convex polyhedron in \mathbb{R}^Σ . Namely, it is the set of points that satisfy conditions (3), (4), and*

$$h_i = 0 \quad \text{for all } i \in \partial D, \quad (5)$$

$$h_i \leq d_i \quad \text{for all } i, \quad (6)$$

where d_i is the distance in D from i to ∂D .

Proof. The necessity of (5) is obvious. To show the necessity of (6), draw a shortest geodesic ix joining i to ∂D . The segment ix has length d_i . The restriction of \tilde{h} to ix is a PL function with the absolute value of derivative less than or equal to 1. Since $\tilde{h}(x) = 0$, we have $h_i = \tilde{h}(i) \leq d_i$.

It remains to show that conditions (1) and (2) are fulfilled for any concave PL function \tilde{h} whose values at the points of Σ satisfy (5) and (6). Property (1) follows from (5) and the piecewise linearity of \tilde{h} . To show (2), assume the converse: there is an $x \in D$ with $|\text{grad } \tilde{h}(x)| = c > 1$. Since the gradient is constant inside every triangle of T , we can choose the point x arbitrarily close to some singular point i . Draw a geodesic that starts at x and goes in the direction of the fastest decrease of \tilde{h} at x . This geodesic ends either at a boundary point y of D or at a singularity. By perturbing the point x we can assume that the former is the case. Then the restriction of \tilde{h} to the segment xy is a concave function that vanishes at y . Since its slope at x equals $-c$, we have

$$\tilde{h}(x) \geq c \cdot |xy|.$$

By taking the limit when x tends to i , we obtain

$$h_i \geq c \cdot d_i > d_i,$$

which contradicts (6).

The polyhedron $\mathcal{C}(D)$ is bounded because it is contained in the box $\prod_{i \in \Sigma} [0, d_i]$. The inequality $0 \leq h_i$ for every i follows from (5) and from the concavity of the function \tilde{h} .

Finally, $\mathcal{C}(D)$ is non-empty because it contains the point $h = 0$. \square

There is a natural decomposition

$$\mathcal{C}(D) = \bigcup_T \mathcal{C}^T(D), \quad (7)$$

where $\mathcal{C}^T(D)$ consists of the caps that have a representative of the form (T, h) .

Proposition 3 *For every geodesic triangulation T , the space $\mathcal{C}^T(D)$ is a bounded convex polyhedron in \mathbb{R}^Σ .*

Proof. Let $h : \Sigma \rightarrow \mathbb{R}$ be a point of $\mathcal{C}(D)$. It belongs to $\mathcal{C}^T(D)$ if and only if the PL extension \widetilde{h}_T of h with respect to T is concave. Let ij be an interior edge of T . If it belongs to two different triangles ijk and ijl , then \widetilde{h}_T is concave across the edge ij if and only if

$$\text{ext}_{ijk}(l) \geq h_l. \quad (8)$$

If ij is incident to one triangle only, then we have the situation on the right of Figure 3, up to exchanging i and j . In this case the concavity of \widetilde{h}_T across ij is equivalent to

$$h_i \geq h_j. \quad (9)$$

Therefore $\mathcal{C}^T(D)$ is the set of points $h \in \mathcal{C}(D)$ that satisfy the system of linear inequalities of the type (8) and (9), one inequality for every edge of T . \square

4 The total scalar curvature

4.1 The total scalar curvature of a generalized convex cap

Definition 4.1 Let C be a generalized convex cap represented by (T, h) . The total scalar curvature of C is defined as

$$S(C) = \sum_{\Sigma \setminus \partial D} h_i \kappa_i + \sum_{\text{int} D} \ell_{ij} (\pi - \theta_{ij}) + \sum_{\partial D} \ell_{ij} \left(\frac{\pi}{2} - \eta_{ij} \right).$$

Here $\kappa_i = 2\pi - \omega_i$ is the curvature at the i -th height of the cap C , ℓ_{ij} is the length of the edge $ij \in \mathcal{E}(T)$, θ_{ij} is the total dihedral angle at an interior edge ij , and η_{ij} is the dihedral angle at a boundary edge ij . See Figure 4.

By Lemma 3, the angles κ_i and θ_{ij} are defined for any polyhedral complex (T, h) that represents a generalized convex cap.

Let (T', h) be another representative of the same cap C . If ij is an edge of T but not of T' , then we have $\theta_{ij} = \pi$ and thus $\ell_{ij}(\pi - \theta_{ij}) = 0$. The curvature κ_i does not depend on the choice of a representative of C . Therefore the function S is well-defined and continuous on $\mathcal{C}(D)$.

Definition 4.2 Let C be a generalized convex cap represented by (T, h) . For any $i \neq j \in \Sigma$ put

$$a_{ij} = \begin{cases} \frac{\cot \alpha_{ij} + \cot \alpha_{ji}}{\ell_{ij} \sin^2 \rho_{ij}} & \text{if } ij \text{ is an interior edge of } T; \\ 0 & \text{otherwise.} \end{cases}$$

Here α_{ij} and α_{ji} are the dihedral angles of the prisms at the edge ij , thus $\alpha_{ij} + \alpha_{ji} = \theta_{ij}$; ρ_{ij} is the angle between the edge ij and the i -th height. See Figure 5.

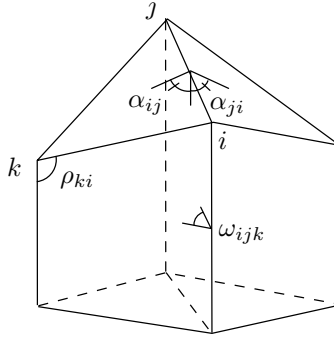


Figure 4: Angles and lengths in a generalized convex cap.

If $h_i = 0$, then the angle ρ_{ij} is defined as the angle between the edge ij and the vector $(0, 0, -1)$ at the vertex i .

If there are several interior edges in T that join i and j , then a_{ij} is the sum of the corresponding expressions over all such edges.

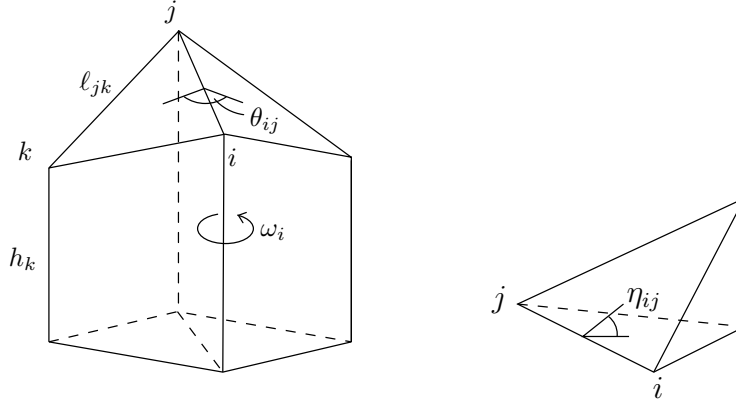


Figure 5: More angles.

If $\theta_{ij} = \pi$, then $\cot \alpha_{ij} + \cot \alpha_{ji} = 0$. Therefore a_{ij} does not depend on the choice of a triangulation T . Besides, due to $\rho_{ij} + \rho_{ji} = \pi$ we have $a_{ij} = a_{ji}$.

The quantities a_{ij} will appear in the expressions for the second partial derivatives of the function S , see Proposition 4 below. Since the domain $\mathcal{C}(D)$ of f is a polyhedron, the notion of a smooth function needs to be suitably generalized.

Definition 4.3 Let $f : X \rightarrow \mathbb{R}$ be a continuous function on a polyhedron $X \subset \mathbb{R}^n$. We say that f is of class C^1 on X and write $f \in C^1(X)$, iff the

directional derivatives $\frac{\partial f}{\partial \xi}$ exist for all admissible directions ξ , and depend on ξ linearly.

More exactly, we require the existence of continuous functions $f_i : X \rightarrow \mathbb{R}$ for $i = 1, \dots, n$ such that for any $x \in X$ and any $\xi \in \mathbb{R}^n$ such that $x + \varepsilon \xi \in X$ for all sufficiently small positive ε , we have

$$\frac{\partial f}{\partial \xi}(x) = \sum_{i=1}^n f_i \xi_i.$$

We say that the function f is of class C^2 iff $f \in C^1(X)$ and $f_i \in C^1(X)$ for all i .

We call functions f_i partial derivatives of f even if they don't make sense as directional derivatives. This is the case exactly when $x + \varepsilon e_i \notin X$ for all positive ε , where e_i denotes the i -th basis vector.

Definition 4.3 is equivalent to saying that $f \in C^1(X)$ iff

$$f(x + dx) = f(x) + \sum_{i=1}^n f_i dx_i + o(\|dx\|).$$

Assume that the polyhedron X is represented as a union $X = \cup_{\alpha} X^{\alpha}$ of polyhedra. Assume further that $f^{\alpha} \in C^1(X^{\alpha})$ for all α , where $f^{\alpha} = f|_{X^{\alpha}}$, and also $f_i^{\alpha} = f_i^{\beta}$ on $X^{\alpha} \cap X^{\beta}$ for all i, α, β . Then, clearly, $f \in C^1(X)$ with partial derivatives $f_i|_{X^{\alpha}} = f_i^{\alpha}$.

In Subsection 3.3, we identified the space $\mathcal{C}(D)$ with a convex polyhedron in \mathbb{R}^{Σ} , where the coordinates are the heights $(h_i)_{i \in \Sigma}$ of the cap. Since $h_i = 0$ for all $i \in \partial D$, we can consider $\mathcal{C}(D)$ as a polyhedron in $\mathbb{R}^{\Sigma \setminus \partial D}$.

Proposition 4 *The function S is of class C^2 on $\mathcal{C}(D)$. Its partial derivatives are:*

$$\frac{\partial S}{\partial h_i} = \kappa_i, \tag{10}$$

$$\frac{\partial^2 S}{\partial h_i \partial h_j} = a_{ij}, \tag{11}$$

$$\frac{\partial^2 S}{\partial h_i^2} = - \sum_{j \in \Sigma} a_{ij}. \tag{12}$$

In (10) and (11) we assume $i, j \in \Sigma \setminus \partial D$ and $i \neq j$.

Proof. First, let us show that S is of class C^2 on every $\mathcal{C}^T(D)$ in the decomposition (7). Schläfli's formula [8] for a Euclidean 3-polytope says that

$$\sum_e \ell_e d\alpha_e = 0,$$

where the sum extends over all edges of the polytope, ℓ_e is the length of the edge e , and α_e is the dihedral angle at e . By applying this to the prisms that constitute a generalized convex cap C , we obtain

$$dS = \sum_{i \in \Sigma \setminus \partial D} \kappa_i dh_i$$

which implies (10).

For simplicity, assume that the triangulation T has no loops and no multiple edges. Note that the angle ω_i can be viewed as a function of the angles ρ_{ij} , $ij \in \mathcal{E}(T)$, as long as $h \in \mathcal{C}^T(D)$. Thus we have

$$d\omega_i = \sum_{ij \in \mathcal{E}(T)} \frac{\partial \omega_i}{\partial \rho_{ij}} d\rho_{ij}, \quad (13)$$

$$d\rho_{ij} = \frac{\partial \rho_{ij}}{\partial h_i} dh_i + \frac{\partial \rho_{ij}}{\partial h_j} dh_j. \quad (14)$$

From the trapezoid formed by the heights h_i and h_j it is easy to compute

$$\frac{\partial \rho_{ij}}{\partial h_i} = -\frac{1}{\ell_{ij} \sin \rho_{ij}} = -\frac{\partial \rho_{ij}}{\partial h_j}. \quad (15)$$

Let ω_{ijk} be the dihedral angle at the i -th height in the prism ijk . Then we have

$$\frac{\partial \omega_i}{\partial \rho_{ij}} = \frac{\partial \omega_{ijk}}{\partial \rho_{ij}} + \frac{\partial \omega_{ijl}}{\partial \rho_{ij}}.$$

The spherical section of the prism ijk at the vertex i is a spherical triangle that has a side of length ρ_{ij} with adjacent angles ω_{ijk} and α_{ij} . With the help of the spherical Sine and Cosine theorems it is not hard to show

$$\frac{\partial \omega_{ijk}}{\partial \rho_{ij}} = -\frac{\cot \alpha_{ij}}{\sin \rho_{ij}}. \quad (16)$$

By substituting (15) and (16) into (14) and (13), we obtain

$$d\omega_i = \sum_{ij \in \mathcal{E}(T)} \frac{\cot \alpha_{ij} + \cot \alpha_{ji}}{\ell_{ij} \sin^2 \rho_{ij}} (dh_i - dh_j) = \sum_{j \in \Sigma} a_{ij} (dh_i - dh_j).$$

Formulas (11) and (12) follow from $\kappa_i = 2\pi - \omega_i$.

More generally, let T contain loops and multiple edges. Let us denote by e an oriented edge of T , by $a(e)$ and by $b(e)$ its initial and terminal vertex, respectively. Then formula (13) becomes

$$d\omega_i = \sum_{a(e)=i} \frac{\partial \omega_i}{\partial \rho_e} d\rho_e.$$

If e is a loop, then $d\rho_e = 0$. Formulas (15) and (16) with an obvious change of notation remain valid. Thus we again have $d\omega_i = \sum_{j \neq i} a_{ij}(dh_i - dh_j)$, where this time

$$a_{ij} = \sum_e \frac{\cot \alpha_e + \cot \alpha_{-e}}{\ell_e \sin^2 \rho_e},$$

whith the sum ranges over all edges joining i and j .

Let a cap C belong to several polyhedra $\mathcal{C}^T(D)$. Formulas (10), (11) and (12) yield the same result when computed for different geodesic triangulations associated with the cap C . Thus the partial derivatives up to order two of the function S at C are well-defined. This implies that the function S is of class C^2 on the whole $\mathcal{C}(D)$. \square

4.2 Concavity of S and rigidity of generalized convex caps

Theorem 3 *The function S is strictly concave.*

To prove this theorem, we use the information on the Hessian of S obtained in the previous subsection.

Definition 4.4 *Let C be a generalized convex cap with an associated triangulation T . The graph $\Gamma(C)$ is defined as follows. The vertex set of $\Gamma(C)$ is Σ ; the edge set of $\Gamma(C)$ consists of the boundary edges of T and of those interior edges ij for which $\theta_{ij} < \pi$.*

Lemma 6 *The Hessian $(\frac{\partial^2 S}{\partial h_i \partial h_j})$ is negatively semidefinite. The nullspace of $(\frac{\partial^2 S}{\partial h_i \partial h_j})$ is spanned by the vectors $v^K = (h_i^K)_{i \in \Sigma \setminus \partial D}$ defined as*

$$h_i^K = \begin{cases} 1, & \text{for } i \in K; \\ 0, & \text{for } i \notin K, \end{cases}$$

where $K \subset \Sigma \setminus \partial D$ is a connected component of $\Gamma(C)$ disjoint with the boundary.

Proof. Consider the quadratic form $\sum \frac{\partial^2 S}{\partial h_i \partial h_j} x_i x_j$. For simplicity, extend the summation over all $i, j \in \Sigma$ by putting $x_i = 0$ if $i \in \partial D$. By Proposition 4 we have

$$\begin{aligned} \sum_{i,j \in \Sigma} \frac{\partial^2 S}{\partial h_i \partial h_j} x_i x_j &= \sum_{i \neq j} a_{ij} x_i x_j - \sum_{i \neq j} a_{ij} x_i^2 \\ &= \sum_{i < j} (2a_{ij} x_i x_j - a_{ij} x_i^2 - a_{ij} x_j^2) \\ &= - \sum_{i < j} a_{ij} (x_i - x_j)^2. \end{aligned}$$

Note that $a_{ij} \geq 0$, and $a_{ij} = 0$ if and only if in $\Gamma(C)$ there are no edges joining i and j . Hence $\sum \frac{\partial^2 S}{\partial h_i \partial h_j} x_i x_j$ is always non-positive. It vanishes if and only if $x_i = x_j$ for i and j lying in one connected component of $\Gamma(C)$. Since $x_i = 0$ on the boundary component, the result follows. \square

Examples 1) Consider the generalized cap with all heights zero. Then $a_{ij} = 0$ for all i, j and the Hessian vanishes identically. If we put $h_i = \varepsilon$ for all $i \notin \partial D$, where $\varepsilon \leq d_i$ for all i , then $h \in \mathcal{C}(D)$ and thus defines a cap C_ε . It is easy to find a polyhedral disk D such that the graph $\Gamma(C_\varepsilon)$ is disconnected. This example shows that the points of degeneration of the Hessian might be non-isolated.

2) If C is a classical convex cap, then the Hessian of S does not degenerate at C .

Proof of Theorem 3. By Lemma 6, the function S is concave. Assume that it is not strictly concave. Then there are two different generalized convex caps $C, C' \in \mathcal{C}(D)$ such that S is linear on the segment joining C and C' . Without loss of generality we can assume that $C, C' \in \mathcal{C}^T(D)$ for some geodesic triangulation T . This implies that the graph $\Gamma = \Gamma(C) \cup \Gamma(C')$ is embedded in D .

Let $h, h' \in \mathbb{R}^\Sigma$ be the height vectors of C, C' , respectively. Then the vector $(h'_i - h_i)_{i \in \Sigma \setminus \partial D}$ belongs to the nullspace of both $\frac{\partial^2 S}{\partial h_i \partial h_j}(C)$ and $\frac{\partial^2 S}{\partial h_i \partial h_j}(C')$. By Lemma 6, this means that on every connected component of the graph Γ the heights difference $h'_i - h_i$ is constant. If Γ is connected, then we arrive to $C' = C$ since $h'_i = h_i = 0$ for $i \in \partial D$.

Let Γ be disconnected. Graph Γ cuts the disk D in a number of pieces which we call the *faces* of Γ . A face may be adjacent to a single component of Γ or to several ones. In the former case the face is necessarily simply connected, in the latter case it is multiply connected. Let us call two components of Γ *neighboring* if they are adjacent to the same face. We show that the difference $h'_i - h_i$ is the same for any two neighboring components. This will imply $h' = h$ which contradicts to the assumption that C' is different from C .

Let K_1 and K_2 be two neighboring components of Γ , and let F be the face adjacent to both K_1 and K_2 . Consider the PL extensions \tilde{h} and \tilde{h}' of h and h' , respectively (see Lemma 2). Function \tilde{h} is linear on the face F . Thus the gradient of \tilde{h} defines a parallel vector field on F . Since F is multiply connected, it contains a simple loop that is non-contractible in $D \setminus \Sigma$. The parallel transport along this loop is the rotation by the angle equal to the sum of the curvatures of the singularities enclosed by the loop. This sum is less than 2π , because of $\Sigma \cap \partial D \neq \emptyset$. It follows that F cannot carry a nonzero parallel vector field. Thus \tilde{h} is constant on F . By the same reason, \tilde{h}' is constant on F . Therefore, $h' - h$ is constant on the vertices of F . Since

F has a vertex in K_1 and a vertex in K_2 , we conclude that $h' - h$ is constant on the vertices of $K_1 \cup K_2$. \square

The convexity of the function S can be used to show that a generalized convex cap with the given upper boundary is uniquely determined by its curvatures. First, a general statement.

Proposition 5 *Let $f \in C^1(X)$ be a strictly convex or strictly concave function on a compact convex set $X \subset \mathbb{R}^n$. Then the map $\text{grad } f : X \rightarrow \mathbb{R}^n$ is a homeomorphism onto the image.*

A C^1 -function on a compact convex set is defined exactly as in Definition 4.3.

Proof. Since X is compact and $\text{grad } f$ is continuous, it suffices to show that $\text{grad } f$ is injective. Let x and y be two different points in X . The restriction of f to the segment xy is a convex C^1 -function. Thus the directional derivative

$$\frac{\partial f}{\partial \xi}(\lambda x + (1 - \lambda)y),$$

where $\xi = (y - x)/\|y - x\|$, is a monotone function of $\lambda \in [0, 1]$. In particular,

$$\frac{\partial f}{\partial \xi}(x) \neq \frac{\partial f}{\partial \xi}(y).$$

Since $\frac{\partial f}{\partial \xi} = \langle \text{grad } f, \xi \rangle$, it follows that $\text{grad } f(x) \neq \text{grad } f(y)$. \square

Theorem 4 *Let C and C' be two generalized convex caps with the upper boundary D and curvatures $\kappa, \kappa' \in \mathbb{R}^{\Sigma \setminus \partial D}$, respectively. Then $\kappa = \kappa'$ implies $C = C'$.*

Proof. Consider the total scalar curvature functional $S : \mathcal{C}(D) \rightarrow \mathbb{R}$ on the space of generalized convex caps with the upper boundary D . The space $\mathcal{C}(D)$ is a bounded convex polyhedron in $\mathbb{R}^{\Sigma \setminus \partial D}$ by Theorem 2. The function S is continuously differentiable with $\text{grad } S = \kappa$ by Proposition 4. Finally, S is strictly concave by Theorem 3. Thus Proposition 5 implies that $\kappa : \mathcal{C}(D) \rightarrow \mathbb{R}^{\Sigma \setminus \partial D}$ is injective. \square

5 Proof of Theorem 1

Here is the idea of the proof. We have a strictly concave function S on the space $\mathcal{C}(D)$ of convex generalized caps. A cap C that lies in the interior of $\mathcal{C}(D)$ is a classical convex cap if and only if it has curvatures $\kappa_i = 0$ for all i . On the other hand, we have $\text{grad } S = \kappa$. Thus, in the interior of $\mathcal{C}(D)$ the critical points of S correspond to the classical convex caps. Due to the concavity of the function S , any interior critical point is a point of local

maximum of S . And due to the convexity of $\mathcal{C}(D)$, a local maximum is the global maximum and is therefore unique.

The problem is that S may attain its maximum at a boundary point of $\mathcal{C}(D)$. Thus we need to characterize those boundary points that may maximize S as well as those that may produce a classical cap. Subsection 5.1 deals mostly with this problem. In Subsection 5.2 we give an account of Volkov's proof.

5.1 Classical caps maximize the total scalar curvature

Definition 5.1 *Let C be a generalized convex cap. The degenerate part C^\downarrow of C is defined as the union of the degenerate prisms of C . The non-degenerate part C^\wedge of C is the union of the non-degenerate prisms.*

Lemma 7 *A generalized convex cap C is a classical convex cap if and only if its curvatures satisfy the following conditions:*

$$\kappa_i = 0 \quad \text{if} \quad h_i < d_i; \quad (17)$$

$$\kappa_i \geq 0 \quad \text{if} \quad h_i = d_i. \quad (18)$$

Here d_i is the distance from the singularity i to ∂D in the metric of D .

Proof. For a generalized convex cap C , consider the intersection $D^\downarrow = C^\downarrow \cap D$. It consists of the upper bases of the degenerate prisms of C . Equivalently, D^\downarrow is the closure of the set of $x \in D$ such that $|\text{grad } \tilde{h}(x)| = 1$. Therefore if $x \in D^\downarrow$, then also $y \in D^\downarrow$ for all y on the shortest geodesic joining x with ∂D . It follows that D^\downarrow can be represented as a union of polygons

$$D^\downarrow = \bigcup_s P_s, \quad (19)$$

where every P_s has exactly one side L_s in ∂D , and the orthogonal projection to L_s maps the upper ridge $\partial P_s \setminus L_s$ injectively into L_s . See Figure 6.

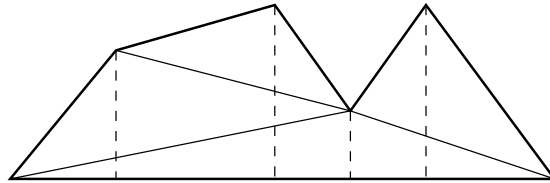


Figure 6: A polygon P_s from the decomposition (19). Corresponding degenerate prisms are also shown.

Clearly, every P_s is isometric to the union of the degenerate prisms whose upper bases lie in P_s . These prisms contribute π to the angles ω_i around the vertical edges from the singularities i in the upper ridge $\partial P_s \setminus L_s$.

Note that the polygons in (19) can have points in common, moreover a polygon can have identifications on the boundary, that is it may be immersed and not embedded in D . However, if the curvatures of C satisfy the condition (18), then there are only the following three possibilities:

1) Every polygon is embedded, and no two polygons have a point in common, except maybe points in ∂D .

2) In (19) there are only two polygons, they are equal, and D is obtained by identifying their upper ridges. In particular, all prisms are degenerate.

3) There is only one polygon P , it has a vertical axis of symmetry, and D is obtained from P by identifying the corresponding points of the upper ridge. Again, all prisms are degenerate.

Now, let the curvatures of C satisfy both conditions (17) and (18). If $C^\wedge \neq \emptyset$, then we have the situation 1). Hence C^\wedge is isometric to a polytope in \mathbb{R}_+^3 that projects to its lower base and is convex except maybe at the vertical edges. The polygons P_s are glued to the vertical faces of the polytope. Since they contribute π to the angles at the vertical edges, the polytope is a convex cap.

If we have the situation 2) or 3), then C is isometric to a 2-dimensional classical cap, where in 3) the cap has a vertical edge.

Thus conditions (17) and (18) are sufficient for a cap C to be classical. Proof of the necessity is not hard, and we omit it. \square

Proof of Theorem 1.

Existence. Let $C \in \mathcal{C}(D)$ be a maximum point of the function S . We claim that C is a classical convex cap.

If C lies in the interior of $\mathcal{C}(D)$, then we have $\kappa(C) = \text{grad } S(C) = 0$. Therefore C is a classical convex cap with no vertical faces. If C lies on the boundary of $\mathcal{C}(D)$, then we need to show that C satisfies the properties (17) and (18).

Assume that (17) or (18) is violated. First, consider the case when there is an i such that $\kappa_i < 0$. Let us show that the height h_i can be decreased by a small amount so that h does not leave the set $\mathcal{C}(D)$. Since $\frac{\partial S}{\partial h_i} = \kappa_i < 0$, the function S grows during this deformation, and this contradicts the choice of the cap C . We have to show that the inequalities (3), (4), and (6) remain valid when h_i decreases. For (6) it is obvious. A small decrease of i violates the inequality (3) only if the equality $h_i = \text{ext}_{jkl}(i)$ holds at the beginning. This means that $\theta_{ij} = \pi$, and thus there is a face with the angle at i greater or equal π . But this contradicts Lemma 8. Similarly, if we violate (4), then at the beginning we have an equality there. But clearly, $h_i = h_j$ implies that the curvature κ_i is equal to the angle defect of the singularity i in the metric of D . This contradicts the assumption $\kappa_i < 0$. Finally, a decrease of h_i does not violate the inequalities of type (3) and (4), if the singularity i plays the role of j , k or l there.

Thus we may assume that $\kappa_i \geq 0$ for all i , and that there is an i such that $\kappa_i > 0$ and $h_i < d_i$. Increase by the same small amount all of those h_i that are smaller than d_i . If h does not leave $\mathcal{C}(D)$, then this deformation increases S that contradicts the choice of the cap C . So assume that one of the inequalities (3), (4), and (6) gets violated. The inequality (6) remains valid, if the deformation is sufficiently small. The inequality (4) gets violated only if it is an equality at the beginning, and h_j gets increased but h_i remains constant. The equality $h_i = h_j$ implies that \tilde{h} is constant on the triangle jij . Thus i lies in the non-degenerate part of D , and we have $h_i < d_i$. This contradicts to the assumption that h_i remains constant during the deformation. Now let (3) get violated. Then at the initial moment we have $h_i = \text{ext}_{jkl}(i)$, and h_i remains constant during the deformation, but some of the other heights grow. Since h_i remains constant, we have $h_i = d_i$. Thus i lies in the degenerate part D^\dagger of D . On the other hand, the quadrilateral $ikjl$ is not contained in D^\dagger , otherwise all of the vertices j, k, l lie in the degenerate part, and the corresponding heights remain constant during the deformation. Thus both the degenerate and non-degenerate prisms contribute π to the angle ω_i . So we have $\kappa_i \leq 0$. Since the face containing the quadrilateral $ikjl$ has the angle at least π at i , this contradicts Lemma 8.

Uniqueness. Let $C \in \mathcal{C}(D)$ be isometric to a classical convex cap. Let us show that C is a point of local maximum for the function S . The curvatures of C satisfy conditions (17) and (18). If $h_i < d_i$ for all interior singularities i , then $\kappa_i = 0$ implies that C is a critical point of S , and thus a point of local maximum due to the concavity of S . If $h_i = d_i$ for some i , then we have $\frac{\partial S}{\partial h_i} = \kappa_i \geq 0$. On the other hand, $h_i \leq d_i$ on $\mathcal{C}(D)$. Therefore directional derivatives of S at C in directions pointing inside $\mathcal{C}(D)$ are non-positive. Again, the concavity of S implies that C is a point of local maximum.

By Theorem 3, the function S is strictly concave. Therefore it has only one local maximum on the convex space $\mathcal{C}(D)$, and the uniqueness follows.

Actually, instead of Theorem 3 a more simple Lemma 6 can be applied. Assume that $C_1, C_2 \in \mathcal{C}(D)$ are two different caps isometric to classical ones. In a classical convex cap the graph $\Gamma(C_i)$ is connected. Thus the Hessian of S is positively defined at both C_1 and at C_2 . Join the points C_1 and C_2 by a straight segment in $\mathcal{C}(D) \subset \mathbb{R}^{\Sigma \setminus \partial D}$. Since C_1 and C_2 are points of local maximum for S , the function S must be constant on the segment C_1C_2 . But this contradicts to the positivity of the second derivative at the segment endpoints. \square

Now we prove the lemma used in the proof of the existence of a convex cap. Recall that we defined faces of C as the connected components of $D \setminus \Gamma(C)$, where $\Gamma(C)$ is the graph obtained from the skeleton of an associated triangulation by removing all of the interior edges ij with $\theta_{ij} = \pi$. In general, a face may be non-convex.

Lemma 8 *Let C be a generalized convex cap. Assume that $\kappa_i \leq 0$ for some interior singularity i . Then all of the faces of C incident to the vertex i have angles at i less than π .*

Proof. Consider the spherical section C_i of the cap C at the vertex i . It is glued from spherical triangles with a common vertex O . The total angle at O equals $2\pi - \kappa_i \geq 2\pi$. Maximal geodesic arcs on the boundary of C_i correspond to the face angles of C at i . Assume that there is a geodesic arc $AB \subset \partial C_i$ of length π . Then the arcs OA and OB bound a spherical lune in C_i , see the left part of the Figure 7.

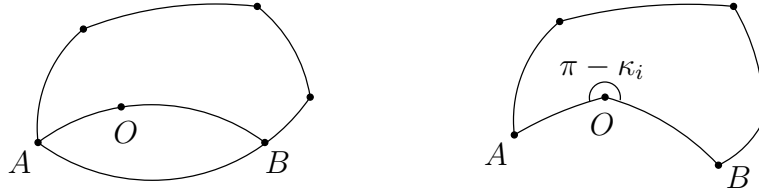


Figure 7: The spherical section of a cap at a vertex, and its development after cutting out the lune OAB .

Denote by BA the complement to the arc AB in the boundary of C_i . Remove from C_i the spherical lune OAB and develop the rest onto the sphere. BA becomes a piecewise geodesic of positive turn. Due to $\kappa_i \leq 0$, the angle under which BA is seen from O is greater or equal π (note that it may be even greater than 2π). This implies $|BA| \geq |OA| + |OB| = \pi$. Since we have $|AB| = \pi$, the boundary of C_i has the total length at least 2π . But this length equals the total angle around the singularity i in the metric of D . This contradicts the assumption that D is a convex polyhedral disk. \square

5.2 Volkov's proof

Here we give a short account of Volkov's proof [9] of the existence part of Theorem 1. Its main ingredients are incorporated in our proof.

Volkov considers the set of all generalized convex caps with non-negative curvatures κ_i , see Definitions 3.2 and 3.3. He takes the cap that maximizes the sum $\sum_i h_i$ of the heights and proves that it has zero curvatures in its degenerate part, see Definition 5.1. Hence it is a classical convex cap. The claim that for the cap with the maximum sum of heights all curvatures vanish is proved by contradiction: let C be a generalized convex cap that maximizes $\sum_i h_i$ and assume that $\kappa_i > 0$ for some i in the non-degenerate part. Then one increases by a small amount all of the heights h_i for which $\kappa_i > 0$ and i is not in the non-degenerate part, and obtains a generalized convex cup of non-positive curvature with a greater sum of heights. This

is exactly what we do in the second part of our existence proof. To show that the heights with positive curvatures may be increased, Volkov proves Lemma 8 and gives a subtle geometric argument that shows how the upper boundary of the cap must be retriangulated.

References

- [1] A. D. Alexandrov. *Convex polyhedra*. Springer Monographs in Mathematics. Springer-Verlag, Berlin, 2005. Translated from the 1950 Russian edition by N. S. Dairbekov, S. S. Kutateladze and A. B. Sossinsky, With comments and bibliography by V. A. Zalgaller and appendices by L. A. Shor and Yu. A. Volkov.
- [2] A. Bobenko and I. Izmistiev. Alexandrov’s theorem, weighted Delaunay triangulations, and mixed volumes. [math.DG/0609447](#).
- [3] A. I. Bobenko and B. A. Springborn. Variational principles for circle patterns and Koebe’s theorem. *Trans. Amer. Math. Soc.*, 356(2):659–689 (electronic), 2004.
- [4] Y. D. Burago and V. A. Zalgaller. *Geometric inequalities*, volume 285 of *Grundlehren der Mathematischen Wissenschaften [Fundamental Principles of Mathematical Sciences]*. Springer-Verlag, Berlin, 1988. Translated from the Russian by A. B. Sosinskiĭ, Springer Series in Soviet Mathematics.
- [5] F. Fillastre. Polyhedral realization of hyperbolic metrics with conical singularities on compact surfaces. [math.DG/0605403](#), to appear in *Annales de l’institut Fourier*.
- [6] F. Fillastre and I. Izmistiev. Hyperbolic cusps with convex polyhedral boundary. In preparation.
- [7] C. D. Hodgson and I. Rivin. A characterization of compact convex polyhedra in hyperbolic 3-space. *Invent. Math.*, 111(1):77–111, 1993.
- [8] J. Milnor. The Schläfli differential equality. In *Collected papers*, volume 1, pages x+295. Publish or Perish Inc., Houston, TX, 1994.
- [9] Y. A. Volkov. Existence of convex polyhedra with prescribed development I. *Vestn. Leningr. Univ.*, 15(19):75–86, 1960.
- [10] Y. A. Volkov. An estimate for the deformation of a convex surface in dependence on the variation of its intrinsic metric. *Ukrain. Geometr. Sb.*, 5–6:44–69, 1968.

- [11] Y. A. Volkov and E. G. Podgornova. Existence of a convex polyhedron with prescribed development. *Taškent. Gos. Ped. Inst. Učen. Zap.*, 85:3–54, 83, 1971. (Russian).