

Shape curvatures and transversal fluctuations in the first passage percolation model

Yu Zhang*

Abstract

We consider the first passage percolation model on \mathbf{Z}^2 . In this model, $\{t(e) : e \text{ an edge of } \mathbf{Z}^2\}$ is an independent identically distributed family with a common distribution F . We denote by $T(\mathbf{0}, v)$ the passage time from the origin to v for $v \in \mathbf{R}^2$ and $B(t) = \{v \in \mathbf{R}^d : T(\mathbf{0}, v) \leq t\}$. It is well known that if $F(0) < p_c$, there exists a compact shape $\mathbf{B}_F \subset \mathbf{R}^2$ such that for all $\epsilon > 0$, $t\mathbf{B}_F(1 - \epsilon) \subset B(t) \subset t\mathbf{B}_F(1 + \epsilon)$, eventually with a probability 1. For each shape boundary point u , we denote its right- and left- curvature exponents by $\kappa^+(u)$ and $\kappa^-(u)$. In addition, for each vector u , we denote the transversal fluctuation exponent by $\xi(u)$. In this paper, we can show that $\xi(u) \leq 1 - \max\{\kappa^-(u)/2, \kappa^+(u)/2\}$ for all shape boundary points u .

To pursue a curvature on \mathbf{B}_F , we consider passage times with a special distribution $\text{infsupp}(F) = l$ and $F(l) = p > \bar{p}_c$, where l is a positive number and \bar{p}_c is a critical point for the oriented percolation model. With this distribution, it is known that there is a flat segment on the shape boundary between angles $0 < \theta_p^- < \theta_p^+ < 90^\circ$. In this paper, we show that the shape are strictly convex at the directions θ_p^\pm . Moreover, we also show that for all $r > 0$, $\xi((r, \theta_p^\pm)) = 0.5$ and $\xi((r, \theta)) = 1$ for all $\theta_p^- < \theta < \theta_p^+$ and $r > 0$. Note that this rules out the conjecture that $\xi(u) = 2/3$ for all u . In addition, if $\chi(u)$ is the longitudinal exponent, it is believed that $\chi(u) = 2\xi(u) - 1$. Furthermore, it is estimated that $\chi(u) \geq (1 - \xi(u))/2$ for $F(0) < p_c$ and $\text{infsupp}(F) = 0$. However, both the equation and the inequality do not hold for our special distribution when $\theta = \theta_p^\pm$.

1 Introduction of the model and results.

The first passage percolation model was introduced in 1965 by Hammersley and Welsh. In this model, we consider the \mathbf{Z}^2 lattice as a graph with edges connecting each pair of vertices

AMS classification: 60K 35.

Key words and phrases: first passage percolation, shape curvatures and fluctuations.

*Research supported by NSF grant DMS-0405150.

$u_1 = (r_1, \theta_1)$ and $u_2 = (r_2, \theta_2)$ with $\|u_1 - u_2\| = 1$, where $\|u_1 - u_2\|$ is the Euclidean distance between u_1 and u_2 . In this paper, we always use the polar coordinates $\{(r, \theta)\}$, where r and θ present the radius and the angle between the radius and the X -axis, respectively.

We assign independently to each edge a non-negative *passage time* $t(e)$ with a common distribution F . More formally, we consider the following probability space. As the sample space, we take $\Omega = \prod_{e \in \mathbf{Z}^2} [0, \infty)$, whose points are called *configurations*. Let $\mathbf{P} = \prod_{e \in \mathbf{Z}^2} \mu_e$ be the corresponding product measure on Ω , where μ_e is the measure on $[0, \infty)$ with distribution F . The expectation with respect to P is denoted by $\mathbf{E}(\cdot)$. For any two vertices u and v , a path γ from u to v is an alternating sequence $(v_0, e_1, v_1, \dots, v_i, e_{i+1}, v_{i+1}, \dots, v_{n-1}, e_n, v_n)$ of vertices v_i and edges e_i between v_i and v_{i+1} in \mathbf{Z}^2 with $v_0 = u$ and $v_n = v$. Given such a path γ , we define its passage time as

$$T(\gamma) = \sum_{i=1}^n t(e_i).$$

For any two sets A and B , we define the passage time from A to B as

$$T(A, B) = \inf\{T(\gamma)\},$$

where the infimum is over all possible finite paths from some vertex in A to some vertex in B . A path γ from A to B with $T(\gamma) = T(A, B)$ is called the *optimal path* of $T(A, B)$. The existence of such an optimal path has been proven (see Kesten (1986)). We also want to point out that the optimal path may not be unique. If we focus on a special configuration ω , we may write $T(A, B)(\omega)$ instead of $T(A, B)$. When $A = \{u\}$ and $B = \{v\}$ are single vertex sets, $T(u, v)$ is the passage time from u to v . We may extend the passage time over \mathbf{R}^2 . If x and y are in \mathbf{R}^2 , we define $T(x, y) = T(x', y')$, where x' (resp., y') is the nearest neighbor of x (resp., y) in \mathbf{Z}^2 . Possible indetermination can be eliminated by choosing an order on the vertices of \mathbf{Z}^2 and taking the smallest nearest neighbor for this order.

With these definitions, we would like to introduce the basic developments and questions in this field. Hammersley and Welsh (1965) first studied the point-point and the point-line passage times defined as follows:

$$a_{m,n} = \inf\{T(\gamma) : \gamma \text{ is a path from } (m, 0) \text{ to } (n, 0)\},$$

$$b_{m,n} = \inf\{T(\gamma) : \gamma \text{ is a path from } (m, 0) \text{ to } \{x = n\}\}.$$

It is well known (see Smythe and Wierman (1978)) that if $Et(e) < \infty$,

$$\lim_{n \rightarrow \infty} \frac{1}{n} a_{0,n} = \lim_{n \rightarrow \infty} \frac{1}{n} b_{0,n} = \mu \text{ a.s. and in } L_1, \quad (1.1)$$

where the non-random constant $\mu = \mu(F)$ is called the *time constant*. Later, Kesten showed (see Theorem 6.1 in Kesten (1986)) that

$$\mu = 0 \text{ iff } F(0) \geq p_c, \quad (1.2)$$

where $p_c = 1/2$ is the critical probability for Bernoulli (bond) percolation on \mathbf{Z}^2 .

Given a non-zero vector $(r, \theta) \in \mathbf{R}^2$, by the same arguments as in (1.2) and (1.3), if $Et(e) < \infty$, then

$$\lim_{n \rightarrow \infty} \frac{1}{n} T(\mathbf{0}, (nr, \theta)) = \lim_{n \rightarrow \infty} \frac{1}{n} ET(\mathbf{0}, (nr, \theta)) = \mu((r, \theta)) \text{ a.s. and in } L_1, \quad (1.3)$$

and

$$\mu((r, \theta)) = 0 \text{ iff } F(0) \geq p_c.$$

For convenience, we assume that $t(e)$ is not a constant and satisfies strong moment requirement in this paper:

$$\int e^{\lambda x} dF(x) < \infty \text{ for some } \lambda > 0. \quad (1.4)$$

When $F(0) < p_c$, the map $x \rightarrow \mu(x)$ induces a norm on \mathbf{R}^2 . The unit radius ball for this norm is denoted by $\mathbf{B} := \mathbf{B}(F)$ and is called the *asymptotic shape*. The boundary of \mathbf{B} is

$$\partial \mathbf{B} := \{x \in \mathbf{R}^2 : \mu(x) = 1\}.$$

\mathbf{B} is a compact convex deterministic set and $\partial \mathbf{B}$ is a continuous convex closed curve (Kesten (1986)). Define for all $t > 0$,

$$B(t) := \{v \in \mathbf{R}^2, T(\mathbf{0}, v) \leq t\}.$$

The shape theorem (see Theorem 1.7 of Kesten (1986)) is the well-known result stating that for any $\epsilon > 0$,

$$t\mathbf{B}(1 - \epsilon) \subset B(t) \subset t\mathbf{B}(1 + \epsilon) \text{ eventually w.p.1.}$$

The most difficult problem aspect in this field is to question the *transversal fluctuations* of optimal paths (see Hammersley and Welsh (1965), Kingman (1973), Smythe and Wierman (1978), Kesten (1986), and Newman and Piza (1995)). Let us use the notations of Newman and Piza (1995) to define transversal fluctuations. Given a vector $u = (r, \theta)$, let $M_n(u)$ denote the random set of all vertices in \mathbf{Z}^2 belonging to some optimal paths of $T(\mathbf{0}, nu)$. Let \mathbf{L}_θ denote the line passing the origin with the angle θ between the line and the X -axis. Let the transversal fluctuations of optimal paths be denoted by

$$h_n(u) = \max \{\text{dist}(v, \mathbf{L}_\theta) : v \in M_n(u)\},$$

where

$$\text{dist}(A, B) = \min \{\|u - v\| : u \in A, v \in B\}$$

for some sets $A, B \subset \mathbf{R}^2$. With this definition, when $u = (1, 0)$, Hammersley and Welsh (1965) asked:

$$\text{does } h_n(u)/n \rightarrow 0?$$

This well-established conjecture is called the *height conjecture*. Let the *transversal fluctuation exponent* $\xi(u)$ be defined as

$$\xi(u) = \inf \{s > 0 : \mathbf{P}[h_n(u) \leq n^s] \geq C \text{ for all large } n\}.$$

In this paper, C and C_i are always positive constants that may depend on F , δ , p , or other parameters, but not on t , m , or n . Their values are not significant and change from appearance to appearance. It is well-known (see Theorem 8.17 in Smythe and Wierman (1978)) that for all u ,

$$\xi(u) \leq 1.$$

The main conjecture is to ask, for some u ,

$$\xi(u) < 1. \tag{1.5}$$

This problem has also received a great amount of attention from statistical physicists because of its equivalence with one version of the Eden growth model (see Krug and Spohn (1992)). Statistical physicists believe that

$$\xi(u) = 2/3 \text{ for all } u. \tag{1.6}$$

They also believe that $\xi(u)$ will decrease as dimensions increase. For some growth models, as the increasing subsequence model (see Johansson (2000)), $\xi(u)$ is indeed $2/3$ for $u = (r, \pi/4)$.

Mathematicians have also made significant efforts in this direction. Perhaps Kesten (1986) first noticed that the transversal fluctuations might depend on the behavior of the curve of $\partial \mathbf{B}_F$ around u (see his book, pages 262 - 263 (1986)). Later, Newman and Piza (1995) explored a deeper result in this direction. They found out that the quantity $\xi(u)$ depends on the curvature of \mathbf{B}_F at the direction of u . More precisely, as they defined, $u \in \partial \mathbf{B}_F$ is said to be strictly convex if the following occurs:

1. There is a subset S' of the circuit boundary of ∂D that is open and that contains u , but does not contain a point of \mathbf{B}_F° .
2. $D \cap \mathbf{B}_F^\circ \neq \emptyset$, where A° is the interior of A for some set A in \mathbf{R}^2 .

With this definition, Newman and Piza (1995) showed in their Theorem 6 that if $F(0) < p_c$ and $\partial \mathbf{B}_F$ is strictly convex at u , then

$$\xi(u) \leq 3/4. \tag{1.7}$$

Since \mathbf{B}_F is convex, $\partial \mathbf{B}_F$ has a strictly convex point.

However, the curve on $\partial \mathbf{B}_F$ can be much more complicated. For example, it is known that there is a flat segment on the curve of $\partial \mathbf{B}_F$ for some F . Some points in $\partial \mathbf{B}_F$ are neither strictly convex nor flat (see the following examples). In these situations, we need a more general definition for curvatures. Furthermore, we might also ask what the behavior of $\xi(u)$ is for this more general definition. Intuitively, as a standard definition for curvature, the




Figure 1: The graph in (a) shows that $\partial\mathbf{B}_L$ has a right l -curvature. The distance from $r_{\mathbf{B}}(\theta)$ to $\mathbf{S}_{\theta_0}^+$ is larger than $C(d_\theta^+)^{1/l}$. The graph in (b) shows that $\partial\mathbf{B}_L$ has a left l -curvature. The distance from $r_{\mathbf{B}}(\theta)$ to $\mathbf{S}_{\theta_0}^-$ is larger than $C(d_\theta^-)^{1/l}$.

curve $f(x) = |x|^m$ is strictly convex at $x = 0$ only if $0 < m \leq 2$. However, to give a more general and quantitative definition, we may say that $f(x)$ has an $l = 1/m$ -curvature at $x = 0$. If $f(x)$ is asymmetric at u , we may also consider its curvature from the left and right at u . For example, the curve

$$f(x) = \begin{cases} x^m & \text{if } x \geq 0, \\ 0 & \text{if } x < 0, \end{cases}$$

has a right $l = 1/m$ -curvature and a left 0-curvature at $x = 0$. With this motivation in mind, let us present a precise definition for the l -curvature at the boundary of the shape. We denote by $\partial\mathbf{B}_F = \{(r_{\mathbf{B}}(\theta), \theta)\}$. For $(r_0, \theta_0) \in \partial\mathbf{B}_F$ with $0 \leq \theta_0 \leq \pi/2$, since \mathbf{B}_F is convex, there exists a line passing through $\partial\mathbf{B}_F$ at (r_0, θ_0) , and \mathbf{B}_F is below the line (see Fig. 1). We denote the line by

$$\mathbf{S}_{\theta_0} = \{(r_{\mathbf{S}}(\theta), \theta)\} \quad (1.8)$$

for $r_{\mathbf{B}}(\theta) \leq r_{\mathbf{S}}(\theta)$ and $r_{\mathbf{B}}(\theta_0) = r_{\mathbf{S}}(\theta_0)$.

Note that there might be many such lines $\{\mathbf{S}_{\theta_0}\}$ passing through (r_0, θ_0) . For each line, there is an angle between the line and the X -axis. We select two lines with the largest and the smallest angles from these lines, denoted by $\mathbf{S}_{\theta_0}^+$ and $\mathbf{S}_{\theta_0}^-$ (see Fig. 1). If \mathbf{S}_{θ_0} is unique, then $\mathbf{S}_{\theta_0}^+ = \mathbf{S}_{\theta_0}^-$. We denote the two lines with polar coordinates by

$$\mathbf{S}_{\theta_0}^+ = \{(r_{\mathbf{S}}^+(\theta), \theta)\} \text{ and } \mathbf{S}_{\theta_0}^- = \{(r_{\mathbf{S}}^-(\theta), \theta)\}.$$

With points on $(r_{\mathbf{S}}^+(\theta), \theta) \in \mathbf{S}_{\theta_0}^+$ or $(r_{\mathbf{S}}^-(\theta), \theta) \in \mathbf{S}_{\theta_0}^-$, let

$$d_\theta^+ = \|(r_{\mathbf{S}}^+(\theta), \theta) - (r_0, \theta_0)\| \text{ and } d_\theta^- = \|(r_{\mathbf{S}}^-(\theta), \theta) - (r_0, \theta_0)\|,$$

the distances from the left and the right points on the line to (r_0, θ_0) (see Fig. 1). Clearly,

$$d_{\theta_0}^- = d_{\theta_0}^+ = 0.$$

On the other hand, by the continuity of $\partial \mathbf{B}_F$, we always select δ such that $d_\theta^\pm < 1$.

With these definitions, we say $(r_0, \theta_0) \in \partial \mathbf{B}_F$ has at least a left l -curvature for $0 \leq l \leq 1$ if, for $\theta \in [\theta_0 - \delta, \theta_0]$ with some small $\delta > 0$,

$$r_{\mathbf{S}}^-(\theta) - r_{\mathbf{B}}(\theta) \geq C(d_\theta^-)^{1/l} \quad (1.9)$$

for some constant C that does not depend on θ , where $(r_{\mathbf{B}}(\theta), \theta) \in \partial \mathbf{B}_F$ and $(r_{\mathbf{S}}^-(\theta), \theta) \in \mathbf{S}_{\theta_0}^-$ defined above. Since $\partial \mathbf{B}_F$ is convex, any $u \in \partial \mathbf{B}_F$ has at least a zero curvature. We denote by

$$\kappa^-(u) = \sup\{l : u \text{ has at least a left } l\text{-curvature}\}$$

the left curvature of $\partial \mathbf{B}_F$ at u . Similarly, we say $(r_0, \theta_0) \in \mathbf{B}$ has at least a right l -curvature if, for $\theta \in [\theta_0, \theta_0 + \delta]$,

$$r_{\mathbf{S}}^+(\theta) - r_{\mathbf{B}}(\theta) \geq C(d_\theta^+)^{1/l}. \quad (1.10)$$

We denote by

$$\kappa^+(u) = \sup\{l : u \text{ has at least a right } l\text{-curvature}\}$$

the right curvature of $\partial \mathbf{B}_F$ at u .

Similarly, we can define the curvatures for all θ . With these definitions, we have a few remarks.

Remark 1. By our definition, $\kappa^\pm(u) \leq 1$ for all $u \in \partial \mathbf{B}_F$. We say u is a *sharp point* if $\kappa^\pm(u) = 1$. We also say u is a *right-* or *left-flat* if $\kappa^\pm(u) = 0$.

Remark 2. We may replace the inequalities in (1.9) and (1.10) by

$$r_{\mathbf{S}}^\pm(\theta) - r_{\mathbf{B}}(\theta) \geq g(\theta)(d_\theta^\pm)^{1/l}$$

for a slow growth function g . However, for simplicity, we will not attempt this method.

Remark 3. It can be verified that if a point of $\partial \mathbf{B}_F$ is strictly convex, defined by Newman and Piza (1995), then $\kappa^\pm(u) \geq 0.5$. We say u is strictly *right-* or *left-convex* at u if $\kappa^\pm \geq 0.5$.

With this weaker version of curvature, we show the following theorem.

Theorem 1. *If F satisfies $F(0) < p_c$ and the tail assumption in (1.4), then for $u \in \partial \mathbf{B}_F$ with $q = \max\{\kappa^-(u), \kappa^+(u)\}$, and for $\delta > 0$, there exist constants $C_i = C_i(F, \delta)$ for $i = 1, 2, 3$ such that*

$$\mathbf{P} \left[\frac{h_n(u)}{n^{1-q/2+\delta}} > C_1 \right] \leq C_2 \exp(-C_2 n^{\delta/2}). \quad (1.11)$$

With Theorem 1, the following corollary is a direct consequence of Theorem 1 and the definition of $\xi(u)$.

Corollary. *Under the same assumption of Theorem 1,*

$$\xi(u) \leq 1 - \max\{\kappa^-(u)/2, \kappa^+(u)/2\}. \quad (1.12)$$

Remark 4. The proof of Theorem 1 depends on the following estimates (Alexander (1997) and Kesten (1993)). For $\delta > 0$, there exist $C_i = C_i(F, \delta)$ for $i = 1, 2$ such that

$$\mathbf{P} \left[|T(\mathbf{0}, nu) - n\mu_F(u)| \geq n^{1/2+\delta} \right] \leq C_1 \exp(-C_2 n^\delta).$$

It is believed that

$$\mathbf{P} \left[|T(\mathbf{0}, nu) - n\mu_F(u)| \geq n^{1/3+\delta} \right] \leq C_1 \exp(-C_2 n^\delta). \quad (1.13)$$

If (1.13) indeed holds, then we can show a better result in Theorem 1 to have

$$\xi(u) \leq 1 - \max\{2\kappa^-(u)/3, 2\kappa^+(u)/3\}.$$

Remark 5. When $u = (r, 0)$, by symmetry, $\kappa^-(u) = \kappa^+(u)$. We conjectured that

$$\kappa^-(r, 0) = \kappa^+(r, 0) = 1/2 \text{ and } \xi(u) = 2/3.$$

With Theorem 1, we may ask whether $0 < \kappa^\pm(u)$ for $u \in \partial\mathbf{B}_F$. If it is, what is $\kappa^\pm(u)$? Indeed, one of the major conjectures for the shape is to ask (see Howard's conjecture 6 (2000)): can any particular direction be shown to be strictly convex for any non-trivial F ? To investigate the question, we would like to introduce a few results in the oriented percolation model. Recall that the classical grid \mathcal{L} for oriented percolation is given by $\mathcal{L} := \{(m, n) \in \mathbf{Z}^2 : m + n \text{ has even parity}, n \geq 0\}$. Thus, \mathcal{L} is \mathbf{Z}^2 rotated by $\pi/4$ and correctly dilated. The edges in \mathcal{L} are from $(m, n) \in \mathcal{L}$ to $(m+1, n+1)$ and to $(m-1, n+1)$. To each edge e we assign a passage time 1 with probability $F(1) = p$ and a time larger than 1 with probability $1 - p$.

We consider all paths starting from $\{(x, y) \in \mathbf{Z}^2 : x \leq 0, y = 0\}$ in the *oriented* graph using n type 1 oriented edges in \mathcal{L} and let $(r_n(p), n)$ denote the right-most point (right-hand edge) of all such paths. We will often simply refer to the scalar $r_n(p)$ as the right-hand edge. By a subadditive argument (see Durrett (1984)), it is well known that the right-most point $(r_n(p), n)$ satisfies

$$\lim_{n \rightarrow \infty} \frac{r_n(p)}{n} = \alpha_p \quad \text{a.s. and in } L^1,$$

Let critical probability be

$$\vec{p}_c = \inf\{p : \alpha_p > 0\}.$$

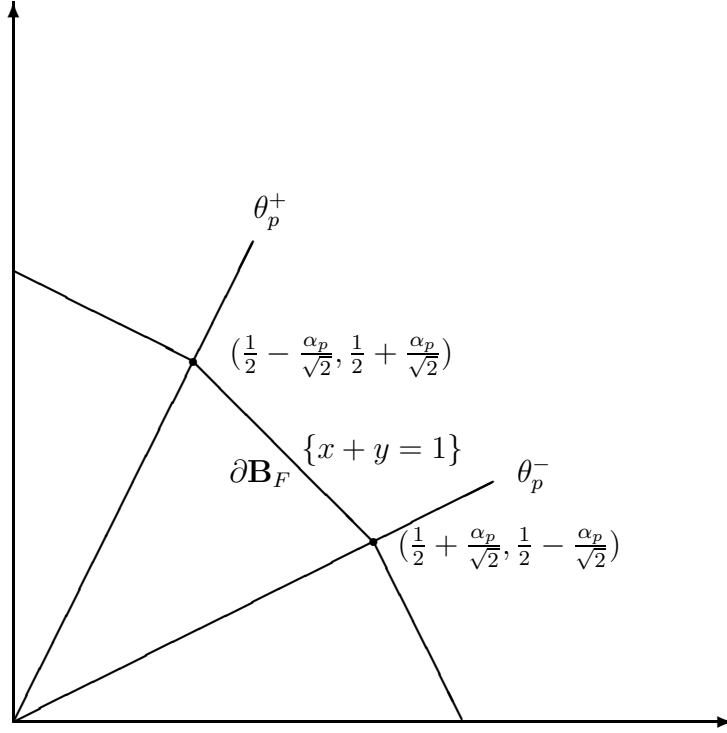


Figure 2: *The graph shows that shape \mathbf{B}_F contains a flat segment.*

It is also well known (see Durrett (1984)) that $0 < \vec{p}_c < 1$. When $p > \vec{p}_c$, $\alpha_p \in (0, 1]$ is called the asymptotic speed of super-critical oriented percolation on the edges of \mathcal{L} . It describes the drift of the right-most point at level n .

With this model, we focus on the following special distributions investigated by Durrett and Liggett (1981):

$$\text{infsupp}(F) = l > 0 \text{ and } F(l) = p > \vec{p}_c.$$

Clearly, $F(0) = 0 < p_c$, and the shape \mathbf{B}_F is compact. Without loss of generality, we may replace l by 1 to have

$$\text{infsupp}(F) = 1 > 0 \text{ and } F(1) = p > \vec{p}_c. \quad (1.14)$$

With this special distribution, Durrett and Liggett (1981) found that shape \mathbf{B}_F contains a flat segment on the diagonal direction.

Later, Marchand (2002) presented the precise locations of the flat segment in the shape. More precisely, two polar coordinates in the first quadrant are denoted by $(\sqrt{1/2 + \alpha_p^2}, \theta_p^\pm)$ (see Fig. 2), where

$$\theta_p^\pm = \arctan \left(\frac{1/2 \mp \alpha_p/\sqrt{2}}{1/2 \pm \alpha_p/\sqrt{2}} \right),$$

and $\alpha_p \geq 0$ is the asymptotic speed defined above. Note that $\theta_p^- < \theta_p^+$, if $p > \vec{p}_c$, and that $\theta_p^- = \theta_p^+$, if $p = \vec{p}_c$. Marchand (see Theorem 1.3 of Marchand (2002)) showed that under

(1.14),

$\partial \mathbf{B}_F \cap \{(x, y) \in \mathbf{R}^2, |x| + |y| = 1\} =$ the segment from $(\sqrt{1/2 - \alpha_p^2}, \theta_p^+)$ to $(\sqrt{1/2 + \alpha_p^2}, \theta_p^-)$,

where the segment will shrink as a point $(1/\sqrt{2}, \pi/4)$ when $p = \vec{p}_c$. This segment is called the *flat segment* of shape \mathbf{B}_F . The cone between θ_p^- and θ_p^+ is called the *oriented percolation cone*.

To understand why this is called the oriented percolation cone, we introduce the following oriented path. Let us define the northeast-oriented paths. A path (not necessarily a 1-path) is said to be a northeast path, called an NE path, if each vertex u of the path has only one existing edge, either from u to $u + (1, 0)$ or to $u + (0, 1)$. If there exists an NE path from u to v , then there exists a southwest path, called an SW path, from v to u . We denote by $u \rightarrow v$ if there exists an NE 1-path from u to v . In fact, if we rotate \mathbf{Z}^2 45° , then northeast paths will be the oriented paths defined on \mathcal{L} . In particular, if we want to emphasize an NE 1-path γ from u to v , we write $u \xrightarrow{\gamma} v$. We also denote by $A \rightarrow B$ for two sets A and B if there exist $u \in A$ and $v \in B$ such that $u \rightarrow v$.

For any vector (r, θ) with $\theta_1 \leq \theta \leq \theta_2$, under (1.14), with a positive probability there is a northeast path γ from $(0, 0)$ to (nr, θ) with only 1-edges (see (3.2) in Yukich and Zhang (2006)), so we call the cone between θ_1 and θ_2 the oriented percolation cone. With these definitions, we may investigate the transversal fluctuations in an oriented percolation cone.

Theorem 2. *For a vector $u = (r, \theta)$ with $\theta_p^- < \theta < \theta_p^+$, if F satisfies (1.14), then*

$$\xi(u) = 1. \quad (1.15)$$

By Theorem 2, the conjecture in (1.6) cannot be true. However, the following theorem is more surprising since it shows that $h_n(u)$ is normally diffusive for some u .

Theorem 3. *For a vector $u = (r, \theta_p^\pm)$, if F satisfies (1.14), then*

$$\xi(u) = 0.5. \quad (1.16)$$

Remark 6. When $u = (r, \theta_p^\pm)$, it follows from Theorem 3 that the transversal fluctuation is normally diffusive. In fact, we can show the following stronger estimates. There exist $\delta = \delta(F, u) > 0$ and $C_i = C_i(F, \delta)$ for $i = 1, 2$ such that

$$\mathbf{P}[h_n(u) \leq \delta n] \leq C_1 \exp(-C_2 n), \quad (1.17)$$

when $u = (r, \theta)$ for $\theta_p^- < \theta < \theta_p^+$, and

$$\mathbf{P}[h_n(u) \geq n^{1/2+\delta}] \leq C_1 \exp(-C_2 n^\delta), \quad (1.18)$$

when $u = (r, \theta_p^\pm)$. For $u = (r, \theta)$ with $\theta < \theta_p^-$ or $\theta > \theta_p^+$, we conjecture that

$$\xi(u) = 2/3.$$

As we mentioned before, another interesting and important question is how to find a curved point on $\partial\mathbf{B}_F$. In this paper, we find that there is a particular curved point on $\partial\mathbf{B}_F$.

Theorem 4. *If F satisfies (1.4) and (1.14), then*

$$\kappa^+(r, \theta_p^-) \geq 0.5 \text{ and } \kappa^-(r, \theta_p^+) \geq 0.5,$$

for $(r, \theta^\pm) \in \partial\mathbf{B}_F$.

Remark 7. Theorem 4 tells us that $(r, \theta_p^\pm) \in \partial\mathbf{B}_F$ is strictly left or right-convex., so we partially answer the conjecture asked by Howard (2000). We believe that $\kappa^\pm(u) = 0$, when $u = (r, \theta_p^\pm) \in \partial\mathbf{B}_F$ with F satisfying (1.4) and (1.14). But we are unable to show it.

The transversal fluctuation exponent $\xi(u)$ is related to another important *longitudinal exponent* $\chi(u)$. Let

$$\chi(u) = \sup\{r \geq 0 : \text{for some } C > 0, \sigma^2(T(\mathbf{0}, nu)) \geq Cn^{2r} \text{ for all } n\},$$

where $\sigma^2(X)$ is the variance of X . It is conjectured by statistical physicists (see Krug and Spohn (1992)) that

$$\chi(u) = 2\xi(u) - 1 \text{ for all } u \in \mathbf{R}^2. \quad (1.19)$$

If $F(0) < p_c$ and $\text{infsupp}(F) = 0$, or $\text{infsupp}(F) = l > 0$ but $F(l) < \vec{p}_c$, Wehr and Aizenman (1990) (see Theorem 5 in Newman and Piza (1995)) showed that

$$\chi(u) \geq \frac{1 - \xi(u)}{2}. \quad (1.20)$$

When (1.14) holds, it is known (see the discussion of case 2 in Newman and Piza (1995) and Remark 6 in Zhang (2006)) that for all $\theta_p^- \leq \theta \leq \theta_p^+$, we have

$$\sigma^2((\mathbf{0}, n(r, \theta))) \leq M. \quad (1.21)$$

This implies that for all $\theta_p^- \leq \theta \leq \theta_p^+$,

$$\chi((r, \theta)) = 0. \quad (1.22)$$

Both (1.22) and Theorem 2 tell us that conjecture (1.19) cannot be true when F satisfies (1.14). Furthermore, note that as we showed in Theorem 3, $\xi((r, \theta_p^\pm)) = 0.5$, so even Wehr and Aizenman's inequality cannot be true when F satisfies (1.14).

2 Proof of Theorem 1.

Before the proof of Theorem 1, we would like to introduce a few lemmas. We denote

$$tA = \{(tx, ty) : (x, y) \in A\} \text{ for } A \subset \mathbf{R}^2.$$

In particular, when $t > 1$ or $t < 1$, tA is said to be enlarged or shrunk t times.

Lemma 1. *If F satisfies (1.14) with $F(0) < p_c$, then for any $v \notin m\mathbf{B}_F^\circ$ with $m \geq 1$, there exist $C_i = C_i(F, \delta)$ for $i = 1, 2$ such that*

$$\mathbf{P} \left[T(\mathbf{0}, v) \leq m - m^{1/2+\delta} \right] \leq C_1 \exp(-C_2 m^\delta).$$

In addition, if $v \in m\mathbf{B}_F$, then there exist $C_i = C_i(F, \delta)$ for $i = 1, 2$ such that

$$\mathbf{P} \left[T(\mathbf{0}, v) \geq m + m^{1/2+\delta} \right] \leq C_1 \exp(-C_2 m^\delta).$$

Proof. For each $v = (r_v, \theta_v) \in m\partial\mathbf{B}_F$ with $m \geq 1$, we draw a line from the origin to v . The line has to pass through $\partial\mathbf{B}_F$ at v' . By the definition, we know that $\mu_F(v') \geq 1$ and $mv' = v$. By (1.3) and Theorem 3.1 in Alexander (1997), there exists $C = C(F)$ such that for any $v' \in \partial\mathbf{B}_F$,

$$m \leq m\mu_F(v') \leq ET(\mathbf{0}, v) = ET(\mathbf{0}, mv') \leq m\mu_F(v') + Cm^{1/2} \log m.$$

If we take m with $m^{1/2+\delta} \geq 2Cm^{1/2} \log m$, then

$$\begin{aligned} & \mathbf{P} \left[T(\mathbf{0}, v) \leq m - m^{1/2+\delta} \right] \\ & \leq \mathbf{P} \left[T(\mathbf{0}, mv') \leq ET(\mathbf{0}, mv') - m^{1/2+\delta} \right] \\ & \leq \mathbf{P} \left[T(\mathbf{0}, mv') - ET(\mathbf{0}, mv') \leq -m^{1/2+\delta} \right]. \end{aligned}$$

It follows from Theorem 1, (1.15) in Kesten (1993) that

$$\mathbf{P} \left[T(\mathbf{0}, v) \leq m - m^{1/2+\delta} \right] \leq C_1 \exp(-C_2 m^\delta). \quad (2.1)$$

Lemma 1 follows if $v \in m\partial\mathbf{B}_F$. For any $v \notin m\mathbf{B}_F^\circ$, let γ_m be an optimal path from the origin to v . Then γ_m has to meet $m\partial\mathbf{B}_F$ at α . Note that if γ_m is not unique, we can select γ_m in a unique way. Without loss of generality, we assume that $\alpha \in \mathbf{Z}^2$. Otherwise, we can always select a neighbor vertex of α in \mathbf{Z}^2 such that it has the same passage time as $T(\mathbf{0}, \alpha)$. Therefore, by (2.1)

$$\begin{aligned} & \mathbf{P} \left[T(\mathbf{0}, v) \leq m - m^{1/2+\delta} \right] \\ & \leq \mathbf{P} \left[T(\mathbf{0}, \alpha) \leq m - m^{1/2+\delta} \right] \\ & \leq \sum_{u \in m\partial\mathbf{B}_F \cap \mathbf{Z}^2} \mathbf{P} \left[T(\mathbf{0}, v) \leq m - m^{1/2+\delta}, \alpha = u \right] \\ & \leq C_1 m^2 \exp(-C_2 m^\delta). \end{aligned}$$

The first inequality in Lemma 1 follows. Note that if $v \in \mathbf{B}_F$, then $\mu_F(v) \leq 1$, so the same proof can be adapted to show the second probability estimate in Lemma 1. \square

Kesten (1986) proved the following lemma in his Theorem 8.5.

Lemma 2 (Kesten). *If $F(0) < p_c$, for any two vertices u and v with $\|u - v\| = m$, there exist constants $C_i = C_i(F)$ for $i = 1, 2, 3, 4, 5, 6$ such that*

$$\mathbf{P}[T(u, v) \leq C_1\|u - v\|] \leq C_2 \exp(-C_3 m) \text{ and } \mathbf{P}[T(u, v) \geq C_4\|u - v\|] \leq C_5 \exp(-C_6 m).$$

With Lemma 2, we also have the following lemma.

Lemma 3. *For any vector, let $\gamma_n(u)$ be an optimal path from $(0, 0)$ to nu . If $F(0) < p_c$, there exist $C_i = C_i(F, u)$ for $i = 1, 2, 3$ such that*

$$\mathbf{P}[\gamma_n(u) \not\subset [-C_1 n, C_1 n]^2] \leq C_2 \exp(-C_3 n).$$

Proof of Theorem 1. Note that if $\max\{\kappa^-(u), \kappa^+(u)\} = 0$, then Theorem 1 follows from Lemma 3 directly. We suppose that $q = \kappa^-(u) = \max\{\kappa^-(u), \kappa^+(u)\}$ for some $q > 0$ and $u = (r_0, \theta_0) \in \partial\mathbf{B}_F$ with $0 \leq \theta_0 \leq \pi/2$ without loss of generality. Note that

$$r_0 = 1/\mu_F(r_0, \theta_0).$$

Recall that \mathbf{L}_{θ_0} is the line connecting the origin and (nr_0, θ_0) . In addition, we denote by $\mathbf{L}_{\theta_0}^+(n^{1-q/2+\delta})$ and $\mathbf{L}_{\theta_0}^-(n^{1-q/2+\delta})$ the parallel lines from above and below $n^{1-q/2+\delta}$ to \mathbf{L}_{θ_0} , respectively (see Fig. 3). If the transversal fluctuations $h_n(r_0, \theta_0) \geq n^{1-l/2+\delta}$, then there exists an optimal path γ_n , from the origin to (nr_0, θ_0) , such that it meets either $\mathbf{L}_{\theta_0}^+(n^{1-q/2+\delta})$ or $\mathbf{L}_{\theta_0}^-(n^{1-q/2+\delta})$. Let

$$\mathcal{E}_n^+ = \{\gamma_n \text{ meets } \mathbf{L}_n^+\} \text{ and } \mathcal{E}_n^- = \{\gamma_n \text{ meets } \mathbf{L}_n^-\}.$$

Note that it is possible that γ_n meets both $\mathbf{L}_{\theta_0}^+(n^{1-q/2+\delta})$ and $\mathbf{L}_{\theta_0}^-(n^{1-q/2+\delta})$. We first suppose that \mathcal{E}_n^+ occurs. To show Theorem 1, we divide the proof into the following geometric analysis and probability estimate.

Geometric analysis. For a curve with rectangular or polar coordinates in a certain scale (e.g., inches), if we change the scale (e.g., feet), then we may enlarge or shrink the curve. We say the two curves, the original one and the changed one, are *similar*.

On \mathcal{E}_n^+ , we denote the first intersection point of $\mathbf{L}_{\theta_0}^+(n^{1-q/2+\delta})$ and γ_n by κ (see Fig. 3). Note that κ depends on the configurations, so it is a random number. We draw a line \mathbf{S}_κ passing through κ , perpendicular to $\mathbf{L}_{\theta_0}^+(n^{1-q/2+\delta})$, to meet \mathbf{L}_{θ_0} at $(r_0 j_\kappa, \theta_0)$ (see Fig. 3).

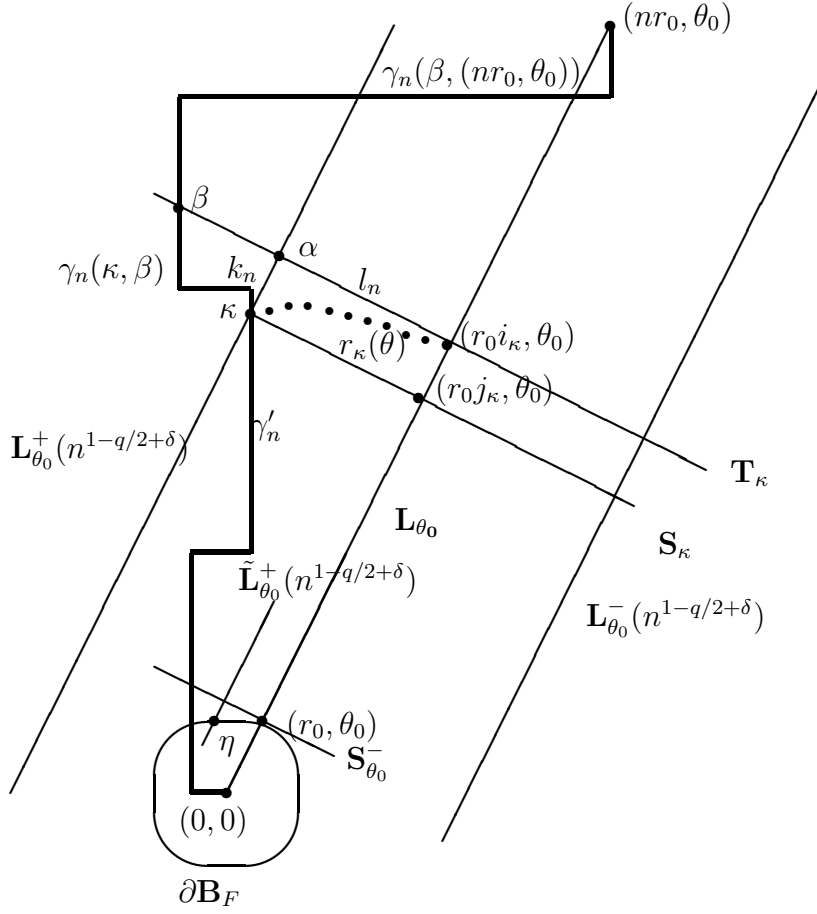


Figure 3: The graph shows the optimal path γ_n (the boldfaced line in the graph) from the origin to (nr_0, θ_0) . The path meets $\mathbf{L}_{\theta_0}^+(n^{1-q/2+\delta})$ at κ , so \mathcal{E}_n^+ occurs. The line \mathbf{S}_{κ} passes through κ , is perpendicular to $\mathbf{L}_{\theta_0}^+(n^{1-q/2+\delta})$, and meets \mathbf{L}_{θ_0} at $(r_0 j_{\kappa}, \theta_0)$. The line $\tilde{\mathbf{L}}_n^+$ is the line $\mathbf{L}_{\theta_0}^+(n^{1-q/2+\delta})$ as it shrinks toward the center line \mathbf{L}_{θ_0} n times. $\tilde{\mathbf{L}}_{\theta_0}^+(n^{1-q/2+\delta})$ meets $\partial \mathbf{B}_F$ at η . The curve along $\partial \mathbf{B}_F$ from (r_0, θ_0) to η is $s_{\theta_0}(\theta)$ (it does not show in the graph). We enlarge $s_{\theta_0}(\theta)$ n times and move it to κ from η to have $r_{\kappa}(\theta)$ (the dotted line in the graph). $r_{\kappa}(\theta)$ meets \mathbf{L}_{θ_0} at $(r_0 i_{\kappa}, \theta_0)$. We draw a line \mathbf{T}_{κ} passing through $(r_0 i_{\kappa}, \theta_0)$. We divide the optimal path γ_n into three pieces: γ'_n , $\gamma_n(\kappa, \beta)$, and $\gamma_n(\beta, (nr_0, \theta_0))$. The distances from κ to α and from α to $(r_0 i_{\kappa}, \theta_0)$ are k_n and l_n , respectively. By (2.4), $|\gamma_n(\kappa, \beta)| \geq k_n \geq Cn^{1/2+\delta}$.

Note that the intersection point may be on the left side of the origin on \mathbf{L}_{θ_0} . In this case, we just say j_κ is negative.

If $\mathbf{L}_{\theta_0}^+(n^{1-q/2+\delta})$ is shrunk n times smaller toward the center line \mathbf{L}_{θ_0} , we have $\tilde{\mathbf{L}}_{\theta_0}^+(n^{1-q/2+\delta}) = (1/n)\mathbf{L}_{\theta_0}^+(n^{1-q/2+\delta})$ (see Fig. 3). If n is large, then $\tilde{\mathbf{L}}_{\theta_0}^+(n^{1-q/2+\delta})$ will intersect $\partial\mathbf{B}_F$ at $\eta = (r_\eta, \theta_\eta)$. Let $s_{\theta_0}(\theta)$ be the piece of the curve of $\partial\mathbf{B}_F$ from (r_0, θ_0) to η (see Fig. 3). Now $s_{\theta_0}(\theta)$ is enlarged n times and we move the enlarged curve $ns_{\theta_0}(\theta)$ parallel to κ from η to have a curve $r_\kappa(\theta)$. Clearly, $r_\kappa(\theta)$ is similar to $s_{\theta_0}(\theta)$. We suppose that the intersection point (see Fig. 3)

$$r_\kappa(\theta) \cap \mathbf{L}_{\theta_0} = (i_\kappa r_0, \theta_0). \quad (2.2)$$

Note also that the intersection point may be on the left side of the origin on \mathbf{L}_{θ_0} . In this case, we just say i_κ is negative. By the definition of the curve $r_\kappa(\theta)$, we have

$$j_\kappa \leq i_\kappa.$$

We denote by \mathbf{T}_κ the line that passes through $(r_0 i_\kappa, \theta_0)$ and is parallel to \mathbf{S}_κ (see Fig. 3). Note that \mathbf{S}_κ and \mathbf{T}_κ are parallel, so we may assume that \mathbf{T}_κ meets $\mathbf{L}_{\theta_0}^+(n^{1-q/2+\delta})$ at α and $l_n = \|\alpha - (r_0 i_\kappa, \theta_0)\|$ (see Fig. 3). We also denote (see Fig. 3)

$$k_n = \mathbf{dist}(\kappa, \mathbf{T}_\kappa).$$

Note that the two curves $s_{\theta_0}(\theta)$ and $r_\kappa(\theta)$ are similar. Note also that the distance l_n from α to $(r_0 i_\kappa, \theta_0)$ (see Fig. 3) satisfies

$$l_n \geq n^{1-q/2+\delta}. \quad (2.3)$$

So after shrinking k_n and l_n n times smaller, by the assumption in (1.9),

$$\left(\frac{k_n}{n}\right) \geq C \left(\frac{l_n}{n}\right)^{1/q} \geq C \left(\frac{n^{1-q/2+\delta}}{n}\right)^{1/q}.$$

Therefore, the distance from κ to \mathbf{T}_κ , k_n , is at least

$$k_n \geq C n^{[1/2+\delta/q]} \geq C n^{[1/2+\delta]}, \quad (2.4)$$

for some constant $C = C(\theta, r)$.

Probability estimate. Now we divide γ_n into two pieces, $\gamma'_n(\kappa)$ and $\gamma''_n(\kappa)$, where $\gamma'_n(\kappa)$ is the piece from the origin to κ along γ_n , and $\gamma''_n(\kappa)$ is the rest of the piece from κ to (nr_0, θ_0) . With this definition,

$$T(\gamma_n) = T(\gamma'_n(\kappa)) + T(\gamma''_n(\kappa)).$$

Now we divide the following two cases:

(a) $n^\delta \leq i_\kappa \leq n - n^\delta$.

(b) $i_\kappa < n^\delta$ or $i_\kappa > n - n^\delta$.

We focus on the easy case, (b), first. Without loss of generality, by symmetry, we may only focus on $i_\kappa > n - n^\delta$. By Lemma 3, there exist $C_i = C_i(F)$ for $i = 1, 2, 3$, such that

$$\mathbf{P} \left[\kappa \notin C_1[-n, n]^2 \right] \leq C_2 \exp(-C_3 n). \quad (2.5)$$

We now estimate the event that

$$T(\gamma'_n(\kappa)) \leq i_\kappa - i_\kappa^{1/2+\delta}.$$

Without loss of generality, we assume that κ is an integer vertex. Otherwise, we can always select an integer vertex next to κ with a distance to κ less than 1. Hence, by the definition of κ and (2.5),

$$\begin{aligned} & \mathbf{P} \left[T(\gamma'_n(\kappa)) \leq i_\kappa - i_\kappa^{1/2+\delta}, \mathcal{E}_n^+, \text{ (b) occurs} \right] \\ & \leq \sum_{v \in [-Cn, Cn]^2, v \notin i_v \mathbf{B}_F^\circ} \mathbf{P} \left[T(\gamma'_n(v)) \leq i_v - i_v^{1/2+\delta}, \kappa = v \right] + C_1 \exp(-C_2 n). \end{aligned}$$

For a fixed v , as we defined, v is out of $i_v \mathbf{B}_F^\circ$, so by Lemma 1 and above inequality,

$$\mathbf{P} \left[T(\gamma'_n(\kappa)) \leq i_\kappa - i_\kappa^{1/2+\delta}, \mathcal{E}_n^+, \text{ (b) occurs} \right] \leq C_1 n^2 \exp(-C_2 i_v^\delta) \leq C_3 \exp(-C_4 n^\delta). \quad (2.6)$$

Note that, for small δ , by the assumption of (b),

$$i_\kappa - (i_\kappa)^{1/2+\delta/2} \geq (n - n^\delta) - (n - n^\delta)^{1/2+\delta/2},$$

so by (2.6) we have

$$\mathbf{P} \left[T(\gamma'_n(\kappa)) \leq n - n^\delta - (n - n^\delta)^{1/2+\delta/2}, \mathcal{E}_n^+, \text{ (b) occurs} \right] \leq C_1 \exp(-C_2 n^\delta). \quad (2.7)$$

Now we estimate $T(\gamma''(\kappa))$. Note that κ is on $\mathbf{L}_{\theta_0}^+(n^{1-q/2+\delta})$, so the distance from κ to (nr_0, θ_0) is at least $n^{1-q/2+\delta}$. By Lemma 2, there exist $C_i(\delta, F)$ for $i = 1, 2, 3, 4, 5, 6, 7$ such that

$$\begin{aligned} & \mathbf{P} \left[T(\gamma''(\kappa)) \leq C_1 n^{1-q/2+\delta}, \mathcal{E}_n^+, \text{ (b) occurs} \right] \\ & \leq \sum_{v \in [-Cn, Cn]^2} \mathbf{P} \left[T(\gamma''(v)) \leq C_1 n^{1-q/2+\delta}, \kappa = v, \mathcal{E}_n^+, \text{ (b) occurs} \right] + C_2 \exp(-C_3 n) \\ & \leq C_4 n^2 \exp(-C_5 n^\delta) + C_2 \exp(-C_3 n) \\ & \leq C_6 \exp(-C_7 n^\delta). \end{aligned} \quad (2.8)$$

For small δ and C_1 defined in (2.8), we take large n such that

$$n^\delta + (n - n^\delta)^{1/2+\delta/2} \leq C_1 n^{1/2+\delta}/2.$$

Note that $n^{1-q/2+\delta} \geq n^{1/2+\delta}$, so with (2.7), (2.8), and Lemma 1,

$$\begin{aligned}
& \mathbf{P} \left[h_n(u) \geq n^{1-(q/2)+\delta}, \text{ (b) occurs}, \mathcal{E}_n^+ \right] \\
& \leq \mathbf{P} \left[h_n(u) \geq n^{1-(q/2)+\delta}, \mathcal{E}_n^+, T(\gamma'_n(\kappa)) \geq n - C_1 n^{1/2+\delta}/2, T(\gamma''_n(\kappa)) \geq C_1 n^{1-(q/2)+\delta} \right] \\
& \quad + C_2 \exp(-C_3 n^\delta) \\
& \leq \mathbf{P} \left[T(\gamma_n) \geq n + C_1 n^{1/2+\delta}/2 \right] + C_2 \exp(-C_3 n^\delta) \\
& \leq C_4 \exp(-C_5 n^\delta). \tag{2.9}
\end{aligned}$$

Now we focus on the event that \mathcal{E}_n^+ and (a) occurs. Under the assumption of (a), \mathbf{T}_κ is between the origin and (nr_0, θ_0) , so γ_n meets \mathbf{T}_κ at β (see Fig. 3). Note that path γ_n reaches to κ , to $\beta \in \mathbf{T}_\kappa$, and then to (nr_0, θ_0) . Recall that path $\gamma'_n(\kappa)$ is from the origin to κ . In addition, we divide $\gamma''(n)$ into two pieces: $\gamma_n(\kappa, \beta)$ from κ to $\beta \in \mathbf{T}_\kappa$ along γ_n , and $\gamma_n(\beta, (nr_0, \theta_0))$ from β to (nr_0, θ_0) . We have

$$T(\gamma''(n)) = T(\gamma_n(\kappa, \beta)) + T(\gamma_n(\beta, (nr_0, \theta_0))).$$

We want to remark that it is possible that γ_n reaches \mathbf{T}_κ first, then moves on to κ . By (2.4),

$$|\gamma_n(\kappa, \beta)| \geq n^{1/2+\delta}. \tag{2.10}$$

By Lemma 3 and (2.10), to fix both κ and β , we have

$$\begin{aligned}
& \mathbf{P} \left[T(\gamma_n(\kappa, \beta)) \leq n^{1/2+2\delta/3}, \mathcal{E}_n^+, \text{ (a) occurs} \right] \\
& \leq \sum_{v, u \in [-Cn, Cn]^2, \|u-v\| \geq n^{1/2+\delta}} \mathbf{P} \left[T(u, v) \leq n^{1/2+2\delta/3} \right] + C_1 \exp(-C_2 n). \tag{2.11}
\end{aligned}$$

By Lemma 2 and (2.11),

$$\mathbf{P} \left[T(\gamma_n(\kappa, \beta)) \leq n^{1/2+2\delta/3}, \mathcal{E}_n^+, \text{ (a) occurs} \right] \leq C_1 n^4 \exp(-C_2 n^{1/2}) \leq C_3 \exp(-C_4 n^{1/2}). \tag{2.12}$$

Now we work on $\gamma'_n(\kappa)$. Note that $i_\kappa \geq n^\delta$, so by the same estimate of (2.6), we have

$$\mathbf{P} \left[T(\gamma'_n(\kappa)) \leq i_\kappa - i_\kappa^{1/2+\delta/2} \right] \leq C_1 \exp(-C_2 n^{\delta/2}). \tag{2.13}$$

Finally, we focus on $\gamma_n(\beta, (nr_0, \theta_0))$. We reconsider (nr_0, θ_0) as the new origin, and $\mathbf{B}_F(nr_0, \theta_0)$ as the shape by moving \mathbf{B}_F from the origin to (nr_0, θ_0) . We enlarge $\mathbf{B}_F(nr_0, \theta_0)$ $n - i_\kappa$ times to have $(n - i_\kappa)\mathbf{B}_F(nr_0, \theta_0)$. Note that $(i_\kappa r_0, \theta_0)$ is the intersection of $(n - i_\kappa)\partial\mathbf{B}_F(nr_0, \theta_0)$ and \mathbf{L}_{θ_0} . By symmetry and the convexity of $(n - i_\kappa)\mathbf{B}_F(nr_0, \theta_0)$, $(n - i_\kappa)\mathbf{B}_F(nr_0, \theta_0)$ stays above the line \mathbf{T}_κ (see Fig. 3). Therefore, β is out side the interior of

$(n - i_\kappa)\mathbf{B}_F(nr_0, \theta_0)$ (see Fig. 3). By this observation, note that $i_\kappa \leq n - n^\delta$, so by Lemma 3, translation invariance, and Lemma 1,

$$\begin{aligned}
& \mathbf{P} \left[T(\gamma_n(\beta, (nr_0, \theta_0))) \leq (n - i_\kappa) - (n - i_\kappa)^{1/2+\delta/2} \right] \\
& \leq \sum_{\substack{v, u \in [-Cn, Cn]^2, \\ u \notin (n - i_v)\mathbf{B}_F^\circ(nr_0, \theta_0), n - i_v \geq n^\delta}} \mathbf{P} \left[T(\gamma_n(u, (nr_0, \theta_0))) \leq (n - i_v) - (n - i_v)^{1/2+\delta/2}, \kappa = v, \beta = u \right] \\
& \quad + C_1 \exp(-C_2 n) \\
& = \sum_{u \notin (n - i_v)\mathbf{B}_F^\circ(nr_0, \theta_0), n - i_v \geq n^\delta} \mathbf{P} \left[T(\mathbf{0}, u) \leq (n - i_v) - (n - i_v)^{1/2+\delta/2} \right] + C_1 \exp(-C_2 n) \\
& \leq C_2 n^4 \exp(-C_3 n^{\delta/2}). \tag{2.14}
\end{aligned}$$

Note that

$$T(\gamma_n) = T(\gamma'_n(\kappa)) + T(\gamma_n(\kappa, \beta)) + T(\gamma_n(\beta, (nr_0, \theta_0))).$$

Note also that $0 < i_\kappa < n$, so if

$T(\gamma'_n(\kappa)) \geq i_\kappa - i_\kappa^{1/2+\delta/2}$, $T(\gamma_n(\kappa, \beta)) \geq n^{1/2+2\delta/3}$, and $T(\beta, (nr_0, \theta_0)) \geq (n - i_\kappa) - (n - i_\kappa)^{1/2+\delta/2}$, then there exists C such that for all large n ,

$$T(\gamma_n) = T(\gamma'_n(\kappa)) + T(\gamma_n(\kappa, \beta)) + T(\gamma_n(\beta, (nr, \theta))) \geq n + Cn^{1/2+2\delta/3}.$$

Therefore, by (2.12), (2.13), (2.14), and Lemma 1, we have

$$\begin{aligned}
& \mathbf{P} \left[h_n(u) \geq n^{1-(q/2)+\delta}, \text{ (a) occurs}, \mathcal{E}_n^+ \right] \\
& \leq \mathbf{P} \left[h_n(u) \geq n^{1-(q/2)+\delta}, \mathcal{E}_n^+, T(\gamma'_n(\kappa)) \geq i_\kappa - i_\kappa^{1/2+\delta/2}, T(\gamma_n(\kappa, \beta)) \geq n^{1/2+2\delta/3}, \right. \\
& \quad \left. T(\gamma_n(\beta, (nr, \theta))) \geq (n - i_\kappa) - (n - i_v)^{1/2+\delta/2} \right] + C_1 \exp(-C_2 n^{\delta/2}) \\
& \leq \mathbf{P} \left[T(\gamma_n) \geq n + Cn^{1/2+2\delta/3} \right] + C_1 \exp(-C_2 n^{\delta/2}) \\
& \leq C_3 \exp(-C_4 n^{\delta/2}). \tag{2.15}
\end{aligned}$$

With (2.9) and (2.15) together, we have

$$\mathbf{P} \left[h_n(u) \geq n^{1-(q/2)+\delta}, \mathcal{E}_n^+ \right] \leq C_1 \exp(-C_2 n^{\delta/2}). \tag{2.16}$$

Now we focus on the case that \mathcal{E}_n^- occurs. Note that if we rotate the graph 180° around the point (nr_0, θ_0) , then by symmetry, translation invariance, and the same estimate of (2.16), we can show

$$\mathbf{P} \left[h_n(u) \geq n^{1-(1/2l)+\delta}, \mathcal{E}_n^- \right] \leq C_1 \exp(-C_2 n^{\delta/2}). \tag{2.17}$$

Since

$$\mathbf{P} \left[h_n(u) \geq n^{1-(1/2l)+\delta} \right] \leq \mathbf{P} \left[h_n(u) \geq n^{1-(1/2l)+\delta}, \mathcal{E}_n^+ \right] + \mathbf{P} \left[h_n(u) \geq n^{1-(1/2l)+\delta}, \mathcal{E}_n^- \right],$$

therefore, Theorem 1 follows from (2.16) and (2.17).

3 Proofs of Theorems 2 and 3.

In this section, we will show Theorems 2 and 3. Before showing them, we will introduce a few notations and a lemma. We denote the southwest diagonal line passing through u by

$$\mathbf{D}_u = \{u + (x, y) : (x, y) : x + y = 0\}.$$

We also denote by

$$\mathbf{D}_u^+ = \{u + (x, y) : x \leq 0, x + y = 0\} \text{ and } \mathbf{D}_u^- = \{u + (x, y) : x \geq 0, x + y = 0\}$$

the upper and lower lines (from u to ∞ and to $-\infty$). Clearly,

$$\mathbf{D}_u = \mathbf{D}_u^+ \cup \mathbf{D}_u^-.$$

Recall from section 2 that $\mathbf{L}_{\theta_p^-}$ is defined as the line passing through the origin and (r, θ_p^-) , and $\mathbf{L}_{\theta_p^-}^\pm(m)$ is the lines parallel to $\mathbf{L}_{\theta_p^-}$ from above and below m units. Let $\mathbf{S}_{\theta_p^-}(m)$ be the strip from $\mathbf{L}_{\theta_p^-}^-(m)$ to $\mathbf{L}_{\theta_p^-}^+(m)$. With this definition, we show the following lemma.

Lemma 4. *If $p = F(0) > \vec{p}_c$, for any $\delta > 0$, there exist $C_i = C_i(F, \delta)$ for $i = 1, 2$ such that*

$$\mathbf{P} \left[\mathbf{D}_0 \xrightarrow{\gamma_n} \mathbf{D}_{(n,n)} \text{ with } \gamma_n \subset \mathbf{S}_{\theta_p^-}(n^{1/2+\delta}) \right] \geq 1 - C_1 \exp(-C_2 n^\delta). \quad (3.1)$$

Before proving Lemma 4, we require some terminology (see Kuczek (1989)). We use the graph \mathcal{L} in section 1. Given vertices u and v in \mathcal{L} , we say $u \rightarrow v$ if there is a sequence $v_0 = u, v_1, \dots, v_m = v$ of points of \mathcal{L} with $v_i := (x_i, y_i)$ and $v_{i+1} := (x_{i+1}, y_i + 1)$ for $0 \leq i \leq m-1$ such that v_i and v_{i+1} are connected by an edge with weight 1. Thus, $u \rightarrow v$ if there is a sequence of oriented edges, each with weight 1, joining u to v . For two sets A and B , we denote $A \rightarrow B$ if there are $u \in A$ and $v \in B$ such that $u \rightarrow v$. For $A \subset \mathbf{Z}$, let

$$\xi_n^A := \{x : (x, n) \in \mathcal{L} \text{ and } \exists x' \in A \text{ such that } (x', 0) \rightarrow (x, n) \text{ for } n > 0\}.$$

As in Kuczek (1989), denote the event that there exists an infinite oriented path of weight-1 edges starting from (x, y) by $\Omega_\infty^{(x,y)}$. We let $\xi'_0 := \xi_0^{(0,0)} := (0, 0)$ and set

$$\xi'_1 := \begin{cases} \xi_1^{(0,0)} & \text{if } \xi_1^{(0,0)} \neq \emptyset, \\ \{1\} & \text{otherwise,} \end{cases}$$

and define inductively, for all $n = 1, 2, \dots$

$$\xi'_{n+1} := \begin{cases} \{x : (x, n+1) \in \mathcal{L} \text{ and } (y, n) \rightarrow (x, n+1) \text{ for some } y \in \xi'_n\} & \text{if this set is non-empty} \\ \{n+1\} & \text{otherwise.} \end{cases}$$

We have suppressed the dependence of ξ'_n on $p = F(1)$ for notational convenience. Note that ξ'_n is a subset of the integers between $-n$ and n . Let

$$r'_n(p) := \sup \xi'_n.$$

On $\{\xi_n^{(0,0)} \neq \emptyset\}$, we have equivalence between $r'_n(p)$ and the right-hand edge $r_n(p)$. A vertex $(x, n) \in \mathcal{L}$ is said to be a *percolation point* if and only if the event $\Omega_\infty^{(x,n)}$ occurs. Let

$$\begin{aligned} T_1 &:= \inf\{n \geq 1 : (r'_n, n) \text{ is a percolation point}\}, \\ T_2 &:= \inf\{n \geq T_1 + 1 : (r'_n, n) \text{ is a percolation point}\}, \\ &\dots \\ T_m &:= \inf\{n \geq T_{m-1} + 1 : (r'_n, n) \text{ is a percolation point}\}, \end{aligned}$$

where we make the convention that $\inf \emptyset = \infty$. Define

$$\tau_1 := T_1, \tau_2 := T_2 - T_1, \dots, \tau_m := T_m - T_{m-1}, \quad (3.2)$$

where $\tau_i := 0$ if T_i and T_{i-1} are infinite. (Note that T_i and T_{i-1} are finite with probability 1.) Also define

$$X_1 := r'_{T_1}, \quad X_2 := r'_{T_2} - r'_{T_1}, \dots, \quad X_m := r'_{T_m} - r'_{T_{m-1}}, \quad (3.3)$$

where $X_i := 0$ if $T_i = \infty$ and $T_{i-1} = \infty$. The points $\{(r'_{T_i}, T_i)\}$ are called *break points* since they break the behavior of the right-hand edge into i.i.d. pieces when the origin is a percolation point. Kuczek (Theorem on page 1324 (1989)) proved that conditional on $\Omega_\infty^{(0,0)}$, $\{(X_i, \tau_i)\}$ are i.i.d. with all moments. Moreover, for all $q \in (\bar{p}_c, 1]$ there exists a constant $C_2 := C_2(q)$ such that for all $p \in [q, 1]$ and all $t \geq 1$,

$$\mathbf{P}_p[X_1 \geq t] \leq \mathbf{P}_p[\tau_1 \geq t] \leq \mathbf{P}_p[\xi_{t-1}^{(1,1)} \neq \emptyset, (1, 1) \not\rightarrow \infty] \leq C_1 \exp(-C_2 t), \quad (3.4)$$

where the last inequality is as in Durrett's sect. 12 (1984).

Now we use of the following probability measure on $\Omega_\infty^{(0,0)}$:

$$\bar{\mathbf{P}}[\cdot] := \mathbf{P}[\cdot \mid \Omega_\infty^{(0,0)}]. \quad (3.5)$$

Let $\bar{\mathbf{E}}$ denote the expected value with respect to $\bar{\mathbf{P}}$. With these definitions, we begin to show Lemma 4.

Proof of Lemma 4. We rotate the \mathbf{Z}^2 lattice 45° with correct dilation to have \mathcal{L} . After the rotation, \mathbf{D}_0 and $\mathbf{D}_{(n,n)}$ will be the X -axis and the line $\{y = 2n\}$, respectively.

In addition, after the rotation, $\mathbf{L}_{\theta_p^\pm}^\pm(n^{1/2+\delta})$ and $\mathbf{S}_{\theta_p^-}(m)$ will be denoted by $\bar{\mathbf{L}}_{\theta_p^\pm}^\pm(n^{1/2+\delta})$ and $\bar{\mathbf{S}}_{\theta_p^-}(m)$, respectively. Thus, to prove Lemma 4, we only need to show

$$\mathbf{P} \left[\exists \text{ a 1-path } \gamma_n, \{y=0\} \xrightarrow{\gamma_n} \{y=2n\} \text{ with } \gamma_n \subset \bar{\mathbf{S}}(n^{1/2+\delta}) \right] \geq 1 - C_1 \exp(-C_2 n^\delta). \quad (3.6)$$

We will first show that

$$\bar{\mathbf{P}} \left[r_{2n} \cap \bar{\mathbf{L}}_{\theta_p^-}^-(n^{1/2+\delta}) \neq \emptyset \right] \leq C_1 \exp(-C_2 n^\delta) \quad (3.7)$$

and

$$\bar{\mathbf{P}} \left[r_{2n} \cap \bar{\mathbf{L}}_{\theta_p^-}^+(n^{1/2+\delta}) \neq \emptyset \right] \leq C_1 \exp(-C_2 n^\delta). \quad (3.8)$$

We only show (3.7). The same proof can be adapted to show (3.8).

Note that, on $\Omega_\infty^{(0,0)}$, r_{2n} is the 1-path from the origin to $(r_{T_1} = X_1, T_1)$, from (r_{T_1}, T_1) to (r_{T_2}, T_2) , \dots , from $(r_{T_{k-1}}, T_{k-1})$ to (r_{T_k}, T_k) . On $\{r_{2n} \cap \bar{\mathbf{L}}_{\theta_p^-}^-(n^{1/2+\delta}) \neq \emptyset\}$, let

$$s_n = \inf\{m \geq 1 : \text{the 1-path along } r_{2n} \text{ from } (r_{T_m}, T_m) \text{ to } (r_{T_{m+1}}, T_{m+1})\} \cap \bar{\mathbf{L}}_{\theta_p^-}^+(n^{1/2+\delta}) \neq \emptyset\}.$$

On $r_{2n} \cap \bar{\mathbf{L}}_{\theta_p^-}^+(n^{1/2+\delta}) \neq \emptyset$, if $s_n = i$, let the first intersection of r_{2n} and $\bar{\mathbf{L}}_{\theta_p^-}^+(n^{1/2+\delta})$ be (x_I, y_I) . By the definition, note that $|X_i| \leq \tau_i$, so

$$X_1 + \dots + X_{i-1} = r_{T_{i-1}} \leq x_I \leq X_1 + \dots + X_i + \tau_i. \quad (3.9)$$

Note that $\bar{\mathbf{L}}_{\theta_p^-}^+(n^{1/2+\delta})$ is the line with the equation

$$y = \alpha_p^{-1}x + \sqrt{2}n^{1/2+\delta},$$

so by (3.9),

$$\alpha_p(\tau_1 + \dots + \tau_{i-1}) + \sqrt{2}n^{1/2+\delta} \leq x_I \leq X_1 + X_2 + \dots + X_{i-1} + \tau_i. \quad (3.10)$$

With these observations,

$$\begin{aligned} & \bar{\mathbf{P}} \left[r_{2n} \cap \bar{\mathbf{L}}_{\theta_p^-}^-(n^{1/2+\delta}) \neq \emptyset \right] \\ & \leq \sum_{i=1} \bar{\mathbf{P}} \left[\alpha_p(\tau_1 + \dots + \tau_{i-1}) + n^{1/2+\delta} \leq x_I \leq X_1 + \dots + X_{i-1} + \tau_i, s_n = i \right] \\ & = \sum_{i \leq n^\delta} \bar{\mathbf{P}} \left[\alpha_p(\tau_1 + \dots + \tau_{i-1}) + n^{1/2+\delta} \leq x_I \leq X_1 + \dots + X_{i-1} + \tau_i, s_n = i \right] \\ & + \sum_{n \geq i > n^\delta} \bar{\mathbf{P}} \left[\alpha_p(\tau_1 + \dots + \tau_{i-1}) + n^{1/2+\delta} \leq x_I \leq X_1 + \dots + X_{i-1} + \tau_i, s_n = i \right]. \end{aligned}$$

Denote the above two sums in the last equations by I and II . Note that $|X_j| \leq \tau_j$, so

$$\begin{aligned} I &:= \sum_{i \leq n^\delta} \bar{\mathbf{P}} \left[\alpha_p(\tau_1 + \cdots + \tau_{i-1}) + n^{1/2+\delta} \leq x_I \leq X_1 + \cdots + X_{i-1} + \tau_i, s_n = i \right] \\ &\leq \sum_{i \leq n^\delta} \bar{\mathbf{P}} \left[n^{1/2+\delta} \leq \tau_1 + \cdots + \tau_i \right] \end{aligned}$$

Since $\{\tau_i\}$ are i.i.d. with an exponential smaller tail, by a Markov's inequality, we have

$$I \leq C_1 \exp(-C_2 n^{1/2}). \quad (3.11)$$

Let estimate II .

$$\begin{aligned} II &:= \sum_{n \geq i > n^\delta} \bar{\mathbf{P}} \left[\alpha_p(\tau_1 + \cdots + \tau_{i-1}) + n^{1/2+\delta} \leq x_I \leq X_1 + \cdots + X_{i-1} + \tau_i, s_n = i \right] \\ &\leq \sum_{n \geq i > n^\delta} \bar{\mathbf{P}} \left[\alpha_p(\tau_1 + \cdots + \tau_{i-1}) + n^{1/2+\delta} \leq X_1 + \cdots + X_{i-1} + \tau_i, s_n = i \right] \\ &\leq \sum_{n \geq i > n^\delta} \bar{\mathbf{P}} \left[n^{1/2+\delta}/2 \leq (X_1 - \alpha_p \tau_1) + \cdots + (X_{i-1} - \alpha_p \tau_{i-1}), s_n = i \right] \\ &+ \sum_{n \geq i > n^\delta} \bar{\mathbf{P}} \left[n^{1/2+\delta}/2 \leq \tau_i, s_n = i \right]. \end{aligned} \quad (3.12)$$

By (3.4), the last sum in (3.12)

$$\sum_{n \geq i > n^\delta} \bar{\mathbf{P}} \left[n^{1/2+\delta}/2 \leq \tau_i, s_n = i \right] \leq n \bar{\mathbf{P}} \left[n^{1/2+\delta}/2 \leq X_1 \right] \leq C_1 \exp(-C_2 n^{1/2}). \quad (3.13)$$

Let us estimate the first sum on the right side of (3.12). By Lemma 1 of Zhang (2004), we know that $\bar{E}(X_i - \alpha_p \tau_i) = 0$. In addition, as we mentioned, $X_i - \alpha_p \tau_i$ and $X_j - \alpha_p \tau_j$ are independent with exponentially smaller tails, so by a standard large deviation result, we have

$$\sum_{n \geq i \geq n^\delta} \bar{\mathbf{P}} \left[n^{1/2+\delta}/2 \leq (X_1 - \alpha_p \tau_1) + \cdots + (X_{i-1} - \alpha_p \tau_{i-1}), s_n = i \right] \leq C_1 \exp(-C_2 n^\delta). \quad (3.14)$$

Therefore, (3.7) follows from (3.11), (3.13) and (3.14).

Now we use (3.7) and (3.8) to show (3.6). By using the inequality in section 12 of Durrett (1984), we have

$$\mathbf{P} \left[\xi_n^{[-n^\delta, 0]} \neq \emptyset \right] \geq 1 - C_1 \exp(-C_2 n^\delta). \quad (3.15)$$

On $\xi_n^{[-n^\delta, 0]} \neq \emptyset$, let

$$\tau = \max \left\{ t \leq 0 : \Omega_\infty^{(t, 0)} \text{ occurs} \right\} \text{ and } r_n(k) = \sup \xi_n^{(-\infty, k]}.$$

With this definition, by (3.15), translation invariance, (3.7), and (3.8),

$$\begin{aligned}
& 1 - C_1 \exp(-C_2 n^\delta) \\
& \leq \mathbf{P} \left[\xi_n^{[-n^\delta, 0]} \neq \emptyset \right] \\
& = \sum_{-n^\delta \leq k \leq 0} \mathbf{P} \left[\Omega_\infty^{(k, 0)}, \tau = k \right] \\
& \leq \sum_{-n^\delta \leq k \leq 0} \mathbf{P} \left[\Omega_\infty^{(k, 0)}, r_{2n}(k) \cap \{(k, 0) + \bar{\mathbf{S}}_{\theta_p^-}(n^{1/2+\delta}/2)\} = \emptyset, \tau = k \right] \\
& \quad + n^\delta \mathbf{P} \left[\Omega_\infty^{(0, 0)} \right] \left(\bar{\mathbf{P}} \left[r_{2n} \cap \bar{\mathbf{L}}_{\theta_p^+}^+(n^{1/2+\delta}/2) \neq \emptyset \right] + \bar{\mathbf{P}} \left[r_{2n} \cap \bar{\mathbf{L}}_{\theta_p^-}^-(n^{1/2+\delta}/2) \neq \emptyset \right] \right) \\
& \leq \sum_{-n^\delta \leq k \leq 0} \mathbf{P} \left[\Omega_\infty^{(k, 0)}, r_{2n}(k) \cap \{(k, 0) + \bar{\mathbf{L}}_{\theta_p^\pm}^\pm(n^{1/2+\delta})\} = \emptyset, \tau = k \right] + C_1 \exp(-C_2 n^\delta). \quad (3.16)
\end{aligned}$$

Clearly, for large n ,

$$\begin{aligned}
& \bigcup_{-n^\delta \leq k \leq 0} \left\{ \Omega_\infty^{(k, 0)}, r_{2n}(k) \cap \{(k, 0) + \bar{\mathbf{L}}_{\theta_p^\pm}^\pm(n^{1/2+\delta}/2)\} = \emptyset, \tau = k \right\} \\
& \subset \left\{ \exists \text{ a 1-path } \gamma_n, \{y = 0\} \xrightarrow{\gamma_n} \{y = 2n\} \text{ with } \gamma_n \subset \bar{\mathbf{S}}(n^{1/2+\delta}) \right\}. \quad (3.17)
\end{aligned}$$

Therefore, (3.6) follows, so does Lemma 4. \square

Proof of Theorem 2. Recall that \mathbf{L}_θ is the line passing through the origin and $(1, \theta)$. The key of the proof for Theorem 2 is to construct an optimal path such that the distance from some vertices in the path to \mathbf{L}_θ is $O(n)$. We suppose that, for some $u = (r, \theta)$ for some $\theta_p^- < \theta < \theta_p^+$

$$\xi(u) < 1. \quad (3.18)$$

Without loss of generality, we assume that $r = 1$. Thus, for a large n , with a probability larger than C , $h_n(u) \leq n^{\xi(u)}$. In other words, for a small $\epsilon > 0$, all optimal paths from the origin to $nu = (n, \theta) \in \mathbf{D}_{(n, n)}$ have to stay above the line $\mathbf{L}_\theta^-(\epsilon n)$ (see Fig. 4). We shall show this is impossible.

Given a graph G on \mathbf{Z}^2 , we flip G 180° around the line $\mathbf{D}_{u/2}$, the parallel line in the middle of $\mathbf{D}_{(0, 0)}$ and \mathbf{D}_u . We denote by $\tau_u(G)$ the new graph.

By Lemma 4, there are an NE 1-path γ from $\mathbf{D}_{(-n, -n)}$ to $\mathbf{D}_{(n, n)}$ between $\mathbf{L}_{\theta_p^-}$ and $\mathbf{L}_{\theta_p^+}^+(n^{1/2+\delta})$ (see Fig. 4), and (by symmetry) another NE 1-path $\tau_{nu}(\gamma)$ between $\tau_{nu}(\mathbf{L}_{\theta_p^-})$ and $\tau_{nu}(\mathbf{L}_{\theta_p^+}^+(n^{1/2+\delta}))$ with a probability larger than $1 - C_1 \exp(-C_2 n^\delta)$ (see Fig. 4). By our definition, $\mathbf{L}_{\theta_p^+}^+(n^{1/2+\delta})$ and $\tau_{nu}(\mathbf{L}_{\theta_p^-}^-(2n^{1/2+\delta}))$ meet at $\mathbf{D}_{(n/2, n/2)}$. We denote by w the intersection point. Note that $\theta > \theta_p^-$, so we take n large

$$\text{dist}(w, \mathbf{L}_\theta) \geq (n - \tan^{-1}(\theta - \theta_p^-)n^{1/2+\delta}) \sin(\theta - \theta_p^-) \geq n \sin(\theta - \theta_p^-)/2.$$

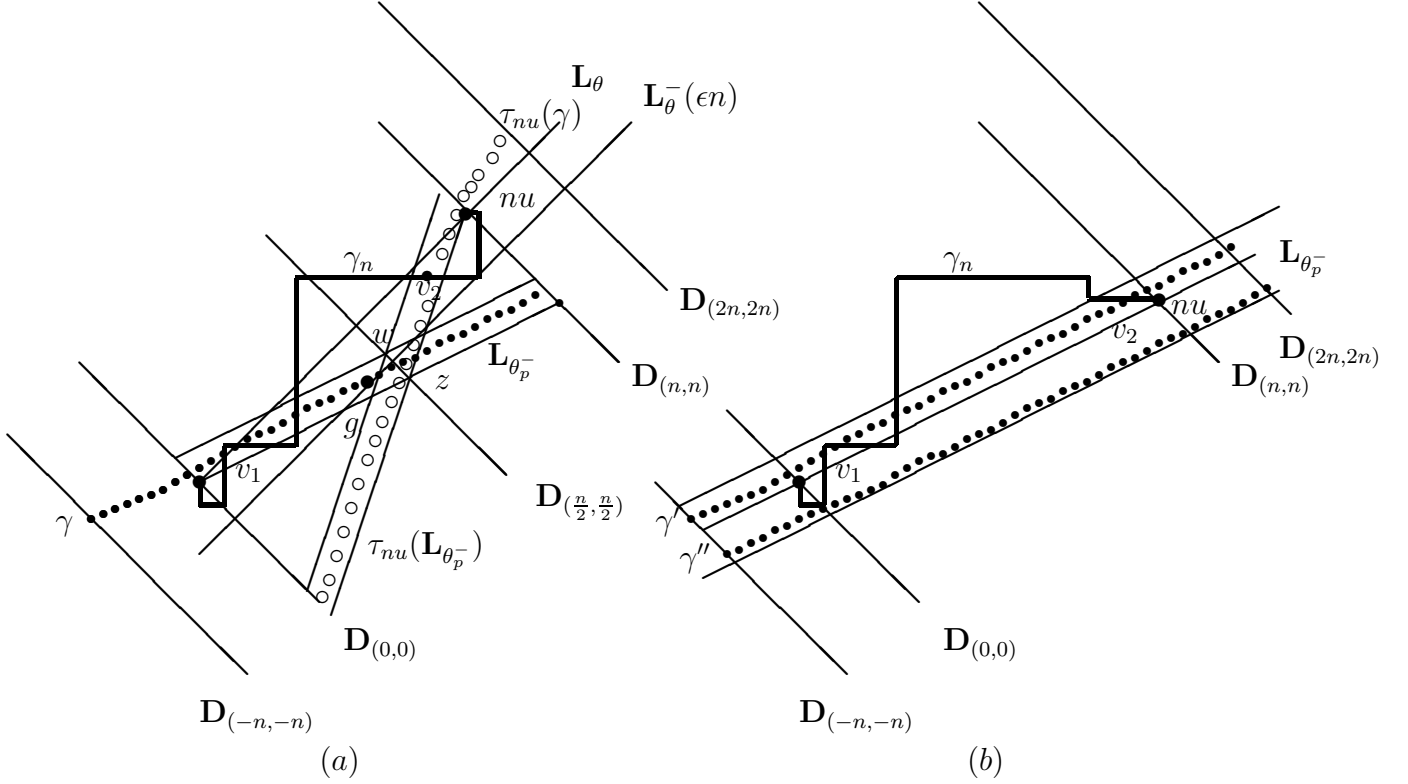


Figure 4: The graph in (a) shows how to construct an NE 1-path below $L_{\theta_p}^-(\epsilon n)$. The dotted path is γ , an NE 1-path between $L_{\theta_p}^-$ and $L_{\theta_p}^+(n^{1/2+\delta})$ from $D_{(-n,-n)}$ to $D_{(n,n)}$. The path of small circles is $\tau_{nu}(\gamma)$, an NE 1-path between $\tau_{nu}(L_{\theta_p}^-)$ and $\tau_{nu}(L_{\theta_p}^+(n^{1/2+\delta}))$ from $D_{(0,0)}$ to $D_{(2n,2n)}$. The two paths meet at z . γ_n , the boldfaced path, is an optimal path above $L_{\theta}^-(\epsilon n)$. It meets γ at v_1 , and it meets $\tau_{nu}(\gamma)$ at v_2 . Let us go along γ_n from the origin to v_1 , along γ from v_1 to z , then along $\tau_{nu}(\gamma)$ from z to v_2 , and finally along γ_n from v_2 to nu to construct an optimal path meeting $L_{\theta}^-(\epsilon n)$. The graph in (b) shows how to construct an NE 1-path crossing out of $L_{\theta_p}^+(n^{1/2+\delta})$. The two dotted lines are γ' and γ'' NE 1-paths from $D_{(-n,-n)}$ to $D_{(2n,2n)}$. An optimal path γ_n crosses out of γ' at v_1 and v_2 , respectively. Thus, the path along γ_n from v_1 and v_2 has to be an NE 1-path.

By this observation, γ and $\tau_{nu}(\gamma)$ also meet at $\mathbf{D}_{(n/2, n/2)}$. We denote by z the intersection point. Thus,

$$\mathbf{dist}(z, \mathbf{L}_\theta) \geq \mathbf{dist}(w, \mathbf{L}_\theta) \geq n \sin(\theta - \theta_p^-)/2. \quad (3.19)$$

Now we want to construct an optimal path from the origin to nu , but it cannot stay above $\mathbf{L}_\theta^-(\epsilon n)$ with a large probability. The contradiction tells us that (3.18) cannot hold, so Theorem 2 follows. The remaining work is to construct the path. For a large n , by Lemma 4, we assume that γ and $\tau_{u/2}(\gamma)$ exist with a probability larger than $1 - C/4$. For a small $\epsilon > 0$, we may assume that $\sin(\theta - \theta_p^-) > 2\epsilon$. Therefore, γ meets $\mathbf{L}_\theta^-(\epsilon n)$ at g (see Fig. 4). Let us go along from γ to g , from g along $\mathbf{L}_\theta^-(\epsilon n)$, back to $\mathbf{D}_{(-n, -n)}$, and then from $\mathbf{D}_{(-n, -n)}$ up to γ . Now we have a triangular shape enclosing the origin inside the shape. Note that the shape will stay below $\mathbf{D}_{(n/2, n/2)}$ as we constructed it.

We select an optimal path γ_n from the origin to nu . As we mentioned, if (3.18) holds, γ_n will stay above $\mathbf{L}_\theta^-(\epsilon n)$. γ_n has to cross out of the triangular shape. Since γ_n is above $\mathbf{L}_\theta^-(\epsilon n)$, it crosses out of either γ or $\mathbf{D}_{(-n, -n)}$. Suppose that it crosses out of $\mathbf{D}_{(-n, -n)}$. Note that γ_n has to go back to nu and each edge costs at least time 1, so $T(\gamma_n) \geq 3n$. We know that

$$T(\gamma_n)/n \rightarrow \mu n = n \text{ a.s.},$$

so if we take larger n , γ_n meets $\mathbf{D}_{(-n, -n)}$ with a probability less than $C/4$. Similar, γ_n meets $\mathbf{D}_{(2n, 2n)}$ with a probability less than $C/4$. Now we suppose that γ_n meets γ at v_1 (see Fig. 4). By symmetry, γ_n also meets $\tau_{nu}(\gamma)$ at v_2 on the existence of γ and $\tau_{nu}(\gamma)$. Note that the path from v_1 to z , then from z to v_2 along γ and along $\tau_{nu}(\gamma)$, respectively, is an NE 1-path from v_1 to v_2 . Therefore, we go along γ_n from the origin to v_1 , along γ from v_1 to z , along $\tau_{u/2}(\gamma)$ from z to v_2 , and finally along γ_n from v_2 to u (see Fig. 4). It is an optimal path. As our selection,

$$\sin(\theta - \theta_p^-) > 2\epsilon,$$

so z has to stay below $\mathbf{L}_\theta^-(\epsilon n)$ with a probability larger than $(1 - C/4 - C/4 - C/4) = 1 - 3C/4$. It contradicts the assumption that, with a probability larger than C , all optimal paths have to stay above $\mathbf{L}_\theta^-(\epsilon n)$. Thus, (3.18) cannot hold, so Theorem 2 follows.

Proof of Theorem 3. By symmetry, we only show Theorem 3 when $u = (r, \theta_p^-)$. We show all optimal paths staying inside $\mathbf{S}_{\theta_p^-}(4n^{1/2+\delta})$. By Lemma 4, there is an NE 1-path γ' from $\mathbf{D}_{(-n, -n)}^+$ to $\mathbf{D}_{(2n, 2n)}^+$ between $\mathbf{L}_{\theta_p^-}^+(n^{1/2+\delta})$ and $\mathbf{L}_{\theta_p^-}$ with a probability larger than $1 - C_1 \exp(-C_2 n^\delta)$ (see Fig. 4). Similarly, there is another NE 1-path γ'' from $\mathbf{D}_{(-n, -n)}^-$ to $\mathbf{D}_{(2n, 2n)}^-$ between $\mathbf{L}_{\theta_p^-}$ and $\mathbf{L}_{\theta_p^-}^-(n^{1/2+\delta})$ with a probability larger than $1 - C_1 \exp(-C_2 n^\delta)$ (see Fig. 4). Then with a probability larger than $1 - 2C_1 \exp(-C_2 n^\delta)$, there exist the two 1-paths defined above. If $h_n(u) \geq n^{1/2+\delta}$, let γ_n be an optimal path from the origin to u such that $v \in \gamma_n$ with a distance from v to $\mathbf{L}_{\theta_p^-}$ larger than $n^{1/2+\delta}$. Then either (a) γ_n crosses out of γ' , or γ'' , but γ_n stays inside the region between two lines $\mathbf{D}_{(-n, -n)}$ and $\mathbf{D}_{(2n, 2n)}$, or (b) γ_n

intersects the line $\mathbf{D}_{(-n,-n)}$ or $\mathbf{D}_{(2n,2n)}$. If (a) occurs, suppose that γ_n crosses out of γ' . Let γ_n first meet γ' at v_1 . Note that under (a), γ_n will stay inside, between two lines $\mathbf{D}_{(-n,-n)}$ and $\mathbf{D}_{(2n,2n)}$, so γ_n will meet γ' again. Suppose that it meets again at v_2 (see Fig. 4). Note that the path along γ' from v_1 to v_2 is an NE 1-path. Note also that γ_n is optimal, so the piece from v_1 to v_2 along γ_n has to be an NE 1-path. Therefore, we can construct an optimal path along γ' to v_1 and then along γ_n from v_1 to v_2 , and finally, along γ' to u . The NE 1-path constructed then will not stay between $\mathbf{L}_{\theta_p^-}(n^{1/2+\delta})$ and $\mathbf{L}_{\theta_p^-}$. By Lemma 4, we have

$$\mathbf{P} [\text{(a) occurs}] \leq C_1 \exp(-C_2 n^\delta). \quad (3.20)$$

Similar to our proof for Theorem 2,

$$\mathbf{P} [\text{(b) occurs}] \leq C_1 \exp(-C_2 n^\delta). \quad (3.21)$$

With these observations,

$$\begin{aligned} & \mathbf{P} [h_n(u) > n^{1/2+\delta}] \\ & \leq \mathbf{P} [\text{(a) or (b) occurs, } \exists \gamma' \text{ and } \gamma''] + C_1 \exp(-C_2 n^{\delta/2}) \\ & \leq 2C_1 \exp(-C_2 n^\delta). \end{aligned}$$

Therefore, $\xi(u) \leq 0.5$.

Now we need to show $\xi(u) \geq 0.5$ to complete the proof of Theorem 3. It follows from the proof in Lemma 3 of Yukich and Zhang (2006) that, with a positive probability C , there is an NE 1-path γ from the origin to u and $\Omega_\infty^{(0,0)}$ occurs. Furthermore, γ follows from r_n , the right hand edge, at least to $\mathbf{D}_{(n/2,n/2)}$. As we mentioned in the proof of Lemma 4, r_n can be decomposed into an i.i.d. sequence $\{X_i\}$ such that X_1 has an exponential short tail. By a standard central limit theorem, for all $\delta > 0$, the probability that r_n , between $\mathbf{D}_{(0,0)}$ and $\mathbf{D}_{(n/2,n/2)}$, stays inside strip $\mathbf{S}_{\theta_p^-}(n^{1/2-\delta})$ goes to zero as $n \rightarrow \infty$. This shows that with a probability C , $h_n(u) \geq n^{1/2-\delta}$ for $\delta > 0$. This shows that $\xi(u) \geq 0.5$, so Theorem 3 follows.

4 Proof of Theorem 4.

By symmetry, we only need to show Theorem 4 when $u = (r, \theta_p^-)$. We fix $F(1) = p_0 > \vec{p}_c$. Each edge of \mathbf{Z}^2 only takes two values: 1 or a value larger than 1. Let $\mathbf{P}_{p_0}(\cdot)$ be the corresponding probability measure, and let $\mathbf{E}_{p_0}(\cdot)$ be the expected value. Recall that $(r_{p_0}, \theta_{p_0}^-)$ is the lower endpoint of the flat segment (see Fig. 1), where

$$r_{p_0} = \sqrt{1/2 + \alpha_{p_0}^2} \text{ and } \theta_{p_0}^- = \arctan \left(\frac{1/2 - \alpha_p/\sqrt{2}}{1/2 + \alpha_p/\sqrt{2}} \right). \quad (4.1)$$

Since we only focus on $(r_{p_0}, \theta_{p_0}^-)$, we replace $\theta_{p_0}^-$ by θ_{p_0} and $\partial \mathbf{B}_F$ by $\partial \mathbf{B}_{p_0}$. Similarly, for any $p \geq p_0 > \vec{p}_c$, we define (r_p, θ_p) as the lower endpoint of the flat segment. By the Theorem

in Zhang (2004), we know that α_t is differentiable at p . Also, by (12) in page 1007 of Durrett (1984), we know that

$$\alpha_p - \alpha_{p_0} \geq 2(p - p_0). \quad (4.2)$$

With (4.1), (4.2), and Zhang's argument, we have the following lemma.

Lemma 5. *If $p_0 > \vec{p}_c$, then $d(\theta_p)/dp$ exists at p_0 and $d(\theta_{p_0})/dp_0 < 0$.*

With Lemma 5, there exists a positive $C = C(p_0)$ such that for $p > p_0$,

$$\theta_{p_0} - \theta_p \leq C(p_0 - p). \quad (4.3)$$

For the fixed p_0 , we define the following two-variable function for $p \in [p_0, 1]$ and $r > 0$.

$$\mu_{p_0}((r, \theta_p)) = \lim_{n \rightarrow \infty} \frac{\mathbf{E}_{p_0} T((0, 0), (nr, \theta_p))}{n}.$$

Note that (r_{p_0}, θ_{p_0}) belongs to $\partial \mathbf{B}_{p_0}$, so

$$\mu_{p_0}((r_{p_0}, \theta_{p_0})) = 1. \quad (4.4)$$

For fixed p_0 and θ_p , we may consider one variable function $\mu_{p_0}((r, \theta_p))$ with variable r . We show that this function is convex.

Lemma 6. *If $p \geq p_0 > \vec{p}_c$, for $r_1 > 0$ and $r_2 > 0$,*

$$\mu_{p_0}((r_1 + r_2, \theta_p)) \leq \mu_{p_0}((r_1, \theta_p)) + \mu_{p_0}((r_2, \theta_p)).$$

Proof. By the subadditive property,

$$T((0, 0), (n(r_1 + r_2), \theta_p)) \leq T((0, 0), (nr_1, \theta_p)) + T((nr_1, \theta_p), (n(r_1 + r_2), \theta_p)). \quad (4.5)$$

If we take the mean of both sides in (4.5), by translation invariance, we have

$$\mathbf{E}_{p_0} T((0, 0), (n(r_1 + r_2), \theta_p)) \leq \mathbf{E}_{p_0} T((0, 0), (nr_1, \theta_p)) + \mathbf{E}_{p_0} T((0, 0), (nr_2, \theta_p)). \quad (4.6)$$

Therefore, Lemma 2 follows if we divide by n both sides of (4.5) and let $n \rightarrow \infty$. \square

With this convex property, we know that

$$\mu_{p_0}((r, \theta_p)) \text{ is continuous in } r \in [0, \infty). \quad (4.7)$$

Now we introduce another lemma, by Yukich and Zhang (2006), to give a more precise estimate.

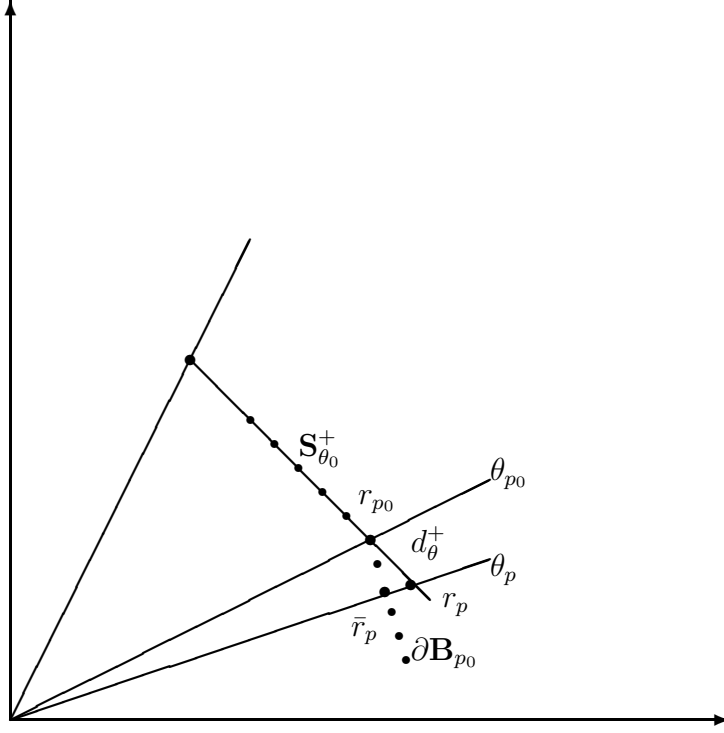


Figure 5: The graph shows that there is left l -curvature at (r_{θ_0}, θ_0) . The dotted line is $\partial \mathbf{B}_{p_0}$.

Lemma 7 (Yukich and Zhang). For $\vec{p} \leq p_0 \leq p$, there exists a constant $C = C(p_0)$ depending on p_0 but not $(p - p_0)$ such that

$$\mu_{p_0}((r_p, \theta_p)) \geq 1 - \frac{C(p - p_0)^2}{\log(p - p_0)}.$$

We may select $p \in [p_0, p_0 + \delta]$ for some a small $\delta > 0$ such that for some $m > 2$

$$\mu_{p_0}((r_p, \theta_p)) \geq 1 + C(p - p_0)^m. \quad (4.8)$$

With these lemmas, we can show Theorem 4.

Proof of Theorem 4. Note that $\mu((0, \theta_p)) = 0$, so by (4.7), (4.8), and the intermediate value theorem, there exists \bar{r}_p , for $p > p_0$

$$\mu_{p_0}(\bar{r}_p, \theta_p) = 1 \quad (4.9)$$

for $\bar{r}_p < r_p$. By the shape theorem, $(\bar{r}_p, \theta_p) \in \partial \mathbf{B}_{p_0}$. We choose a number $q \geq 0$ such that $\bar{r}_p = r_p - q$. By using the convex property in Lemma 6 and (4.8), we have for $m > 2$,

$$\mu_{p_0}((q, \theta_p)) + \mu_{p_0}((\bar{r}_p, \theta_p)) \geq \mu_{p_0}((r_p, \theta_p)) \geq 1 + (p - p_0)^m. \quad (4.10)$$

Thus, we have by (4.9)

$$\mu_{p_0}((q, \theta_p)) \geq (p - p_0)^m. \quad (4.11)$$

Note that there is a path that is at most $2n + 1$ edges from $(0, 0)$ to (nq, θ_p) (if it is in \mathbf{Z}^2) or to the integer valued coordinate next to (nq, θ_p) , so

$$T((0, 0), (nq, \theta_p)) \leq 2nq + 2. \quad (4.12)$$

By (4.12),

$$\mu_{p_0}((q, \theta_p)) \leq 2q. \quad (4.13)$$

With this observation together with (4.11),

$$r_p - \bar{r}_p = q \geq \mu_{p_0}((q, \theta_p))/2 \geq (p - p_0)^m/2. \quad (4.14)$$

By (4.3), there exists $C = C(p_0)$ such that

$$r_p - \bar{r}_p \geq C(\theta_{p_0} - \theta_p)^m. \quad (4.15)$$

By our definition, we have

$$(r_p, \theta_p) = \left(\sqrt{1/2 + \alpha_p^2}, \theta_p \right) \in \{(x, y) : x + y = 1\}. \quad (4.16)$$

On the other hand, $\mathbf{S}_{\theta_0}^+$, defined in section 1, is the line $\{(x, y) : x + y = 1\}$. When θ_p increases to θ_{p_0} , the boundary curve along $\partial \mathbf{B}_{p_0}$ (see Fig. 5) goes to (r_{p_0}, θ_{p_0}) , but below $\{x + y = 1\}$ (see Fig. 5). By (4.15) and a simple computation, we have for some C and $m > 2$,

$$\text{dist}((\bar{r}_p, \theta), \mathbf{S}_{\theta_0}^+) \geq (r_p - \bar{r}_p) \geq C(\theta_{p_0} - \theta_p)^m \geq C[(d_\theta^+) \sin(\pi/4)]^m. \quad (4.17)$$

By (4.17) and the definition of the right l -curvature, we have

$$\kappa^+((r_{\theta_0}, \theta_0)) \geq 0.5. \quad (4.18)$$

Therefore, Theorem 4 follows from (4.18).

References

- Alexander, K. (1997). Approximation of subadditive functions and convergence rates in limiting-shape results. *Ann. Probab.* **25** 30–55.
- Cox, T. and Durrett, R. (1981) Some limit theorems for percolation processes with necessary and sufficient conditions. *Ann. Probab.* **9** 583–603.
- Durrett, R. (1984). Oriented percolation in two dimensions. *Ann. Probab.* **12** 999–1040.
- Durrett, R. and Liggett, T. (1981). The shape of the limit set in Richardson’s growth model. *Ann. Probab.* **9** 186–193.
- Grimmett, G. (1999). *Percolation*. Springer, Berlin.
- Hammersley, J. M. and Welsh, D. J. A. (1965). First-passage percolation, subadditive processes, stochastic networks and generalized renewal theory. In *Bernoulli, Bayes, Laplace*

- Anniversary Volume* (J. Neyman and L. LeCam, eds.) 61–110. Springer, Berlin.
- Johansson, K. (2000). Transversal fluctuations for increasing subsequences on the plane. *PTRF* **116** 445–456.
- Kesten, H. (1986). Aspects of first-passage percolation. *Lecture Notes in Math.* **1180** 125–264. Springer, Berlin.
- Kesten, H. (1993). On the speed of convergence in first passage percolation. *Ann. Appl. Probab.* **3** 296–338.
- Kingman, J.F.C. (1973). Subadditive ergodic theory. *Ann. Probab.* **1** 883–909.
- Krug, J. and Spohn, H. (1992). Kinetic roughening of growing surfaces. In *Solids Far from Equilibrium: Growth, Morphology, Defects* (C. Godreche, ed.) 497–582. Cambridge Univ. Press, Cambridge.
- Kuczek, T. (1989). The central limit theorem for the right edge of supercritical oriented percolation. *Ann. Probab.* **17** 1322–1332.
- Howard, D. (2000). Models of first-passage percolation. In *Probability on discrete structures* (Kesten, H. eds) 125–174. Springer, Berlin.
- Marchand, R. (2002). Strict inequalities for the time constant in first passage percolation. *Ann. Appl. Probab.* **12** 1001–1038.
- Newman, C. and Piza, M. (1995). Divergence of shape fluctuations in two dimensions. *Ann. Probab.* **23** 977–1005.
- Smythe, R. T. and Wierman, J. C. (1978). First passage percolation on the square lattice. *Lecture Notes in Math.* **671**. Springer, Berlin.
- Yukich, J. and Zhang, Y. (2006). Singularity points for first passage percolation. *Ann. Probab.* **34** 577–592.
- Zhang, Y. (2004). On the infinite differentiability of the right edge in the supercritical oriented percolation, *Stoch. Proc. Appl.* **114** 279–286.
- Zhang, Y (2006). Shape fluctuations are different in different directions. (To appear *Ann. Probab.*).
- Yu Zhang
 Department of Mathematics
 University of Colorado
 Colorado Springs, CO 80933
 email: yzhang3@uccs.edu