

An Improved Lower Bound for Moser's Worm Problem

Sira Sriswasdi
Class of 2008, MIT

Tirasan Khandhawit
Class of 2008, Duke University
19 March 2006

Abstract. In this paper, we prove that 0.227498 is a lower bound for the area of any convex region that contains all of the following "worms": a unit segment, a V-shaped worm whose convex hull is an equilateral triangle of side length $\frac{1}{2}$, and a U-shaped worm whose convex hull is a square of side length $\frac{1}{3}$. Thus we improve the lower bound for Moser's worm problem from 0.2194 to 0.227498.

1. Introduction. Posted in 1966, Leo Moser's worm problem [2, p.409] is to find "the [convex] region of smallest area which can accommodate every planar arc of length one." For simplicity, let us call such an arc a worm, and call any convex region having that property a cover. Moser's problem is still unsolved; however, efforts have been made to bound the area from above and from below.

Before now, the best lower bound was about 0.2194; it was established in the late 1960s. This bound is the least area required to accommodate both a straight unit segment and Schaer's broadworm [3, p.154], whose width is at least 0.4389 in every direction. In this paper, we improve that lower bound to 0.227498.

The upper bound has been improved gradually since 1966, as various covers have been discovered. The first two covers were Meir's semidisc [1, p.36] of diameter 1 with an area of 0.39269 and Wetzel's sectorial plate [1, p.37] with an area of 0.34510. Then in 1974, Gerriets and Poole [1, p.37] introduced a rhombus cover with an area of 0.28870, and in 2003, Norwood and Poole [2, p.413] constructed the current smallest cover of area around 0.260437. Furthermore, Wetzel [3, p.161] conjectured an upper bound of 0.23450.

In 2000, Eric Ferguson, a Dutch mathematician, sent an email to "MathSoft" in response to Wetzel's conjectured upper bound. He claimed that 0.238835 is the least area required to accommodate a straight unit segment, an equilateral triangle of side length $\frac{1}{2}$, and a square of side length $\frac{1}{3}$. He stated that this minimum occurs when the bases are horizontal and the vertical lines of symmetry coincide, as shown in Figure 1-1.

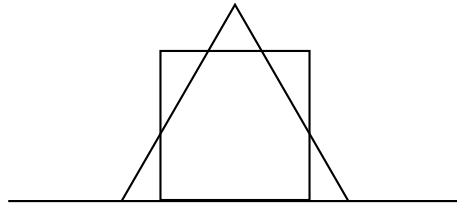


Figure 1-1. Eric Ferguson's configuration.

Nobody paid much attention to the validity of the claim until July 2005, when, at Chulalongkorn University in Thailand, the author's colleague, Raywat Tanadkithinun, discovered a much smaller region that covered Ferguson's three worms. The area of this region, which is shown in Figure 1-2, is slightly greater than 0.22767. With that discovery, Ferguson's claim was disproved.

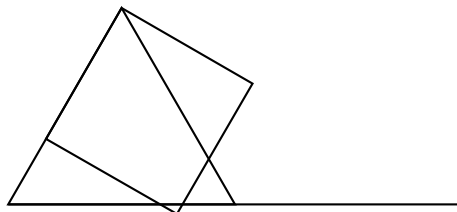


Figure 1-2. Counterexample to Ferguson's claim.

At Chulalongkorn, the research team conjectured, after much trial and error, that Raywat's cover is actually the smallest convex cover for those three figures, and that the new lower bound for Moser's problem must be around 0.22767, the area of Raywat's cover. This conjecture remains open.

However, during the summer of 2005, the authors developed a way to approximate the area of the convex hull for every given configuration of the three figures, and eventually proved that the area required to accommodate them is at least 0.227498, which is now the best lower bound.

In this paper, we give the proof. To approximate the area of the convex hull of the three figures, we first construct some parts of the convex hull containing the segment and the square, and calculate a lower bound for its area. Then, for each arbitrary configuration of the square, we put in the triangle, and calculate a lower bound for the extra area required for our previously-constructed region to at least cover this triangle also.

In Section 2, we label the vertices and angles of the three figures. Also, we prove some lemmas for use in Section 4. In Section 3, we investigate some parts of the convex hull of the segment and the square, and bound their areas from below. Finally, in Section 4, we prove the main theorem: any convex cover of the three figures must have an area of at least 0.227498.

2. Definitions. In this section, we systematically label the vertices and angles of the three figures, and prove some bounds for use in Section 4.

Lemma 2-1. Every cover contains the convex hull of every worm.

Lemma 2-1 holds because every cover is convex. Clearly, the lemma implies that every cover must contain the following figures:

- (1) a straight unit segment L ,
- (2) an equilateral triangle T of side length $\frac{1}{2}$,
- (3) a square S of side length $\frac{1}{3}$.

Throughout the paper, the segment L is fixed to be the segment joining the points $E(0;0)$ and $F(1;0)$ in Cartesian coordinates. The remaining two figures, S and T , are placed arbitrarily in the plane. First, we label the vertices of S .

Definition 2-2. Once S is placed in the plane, we label its lowest vertex A , and continue counterclockwise to label the other three vertices B , C , and D , respectively. If S has a horizontal side, and two vertices of S tie as the lowest vertex, then we label the leftmost one A , and continue counterclockwise to B , C , and D as before.

Next, we define the angle of rotation of S . Note that, when we talk about the angle between two segments, we always refer to the acute angle.

Definition 2-3. The angle of rotation of S , denoted by θ_S , is the acute angle on the right-hand side of \overline{AB} lying between it and L ; see Figure 2-1.

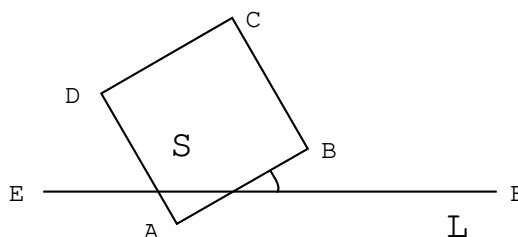


Figure 2-1. The angle of rotation of S .

Without loss of generality, we can assume that θ_S is at most 45° . For, if θ_S is greater than 45° , then we can reflect the figures about the y -axis, relabel and all vertices, and obtain a configuration where θ_S is less than 45° .

Next, we label the angle of rotation and the vertices of T .

Definition 2-4. The angle of rotation of T , denoted by θ_T , is the smallest among the three angles between L and each of the three sides of T ; see Figure 2-2.

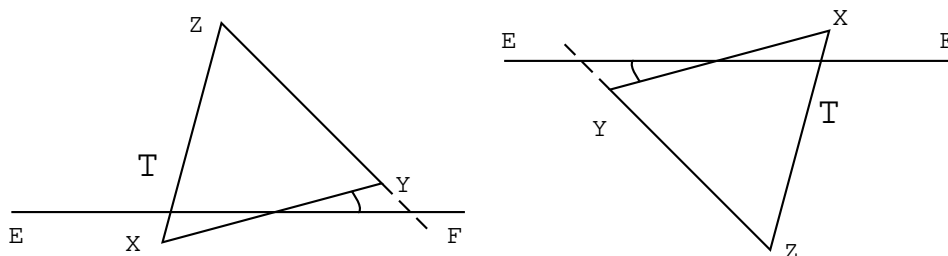


Figure 2-2. The angle of rotation and the labels X , Y , and Z of T .

Lemma 2-5. The angle of rotation of T does not exceed 30° .

Proof: It is clear that there must be a side of T that makes an angle of 60° with L . By Definition 2-4, the angle must not exceed 60° , and so does not exceed 30° .

Definition 2-6. We label the three vertices X , Y , and Z of T as shown in Figure 2-2, where the side \overline{XY} is the one making angle θ_T with L . The vertices X and Y are labeled so that the slope of \overline{YZ} is negative; see Figure 2-2.

Lemma 2-7. The angle between \overline{YZ} and L is equal to either $60^\circ + \theta_T$ or $60^\circ - \theta_T$.

Proof: The assertion is clear from the way we define vertices X , Y , and Z and from the fact that θ_T does not exceed 30° .

The next series of definitions and lemmas addresses the relationship between \overline{S} and T by examining the lengths of their projections onto a line parallel to the side \overline{BC} of S . In Section 4, we use this information to calculate the area of the part of T that lies outside the convex hull of S and L .

Definition 2-8. We denote by R the strip of width $\frac{1}{3}$ constructed by extending segments \overline{AB} and \overline{CD} of S ; see Figure 2-3.

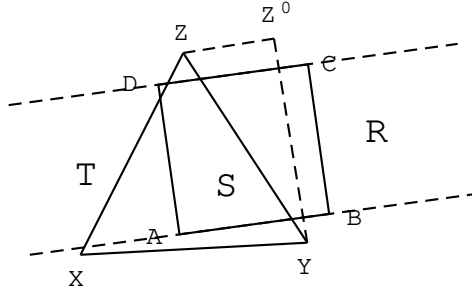


Figure 2-3. The strip R and the projection $\overline{Z'O}$ of \overline{YZ} .

Definition 2-9. We denote by T_{above} the set of all points of T that lie above R , and by h_{above} the maximum altitude from a point in T_{above} to the line \overline{CD} of R . Similarly, we denote by T_{below} the set of all points of T that lie below R , and denote by h_{below} the maximum altitude from a point in T_{below} to the line \overline{AB} of R .

Note that, if T_{above} or T_{below} is an empty set, then h_{above} or h_{below} is defined to be zero. In order to bound the sum of h_{above} and h_{below} from below, we consider the length of the projection of T onto a line parallel to \overline{BC} .

Lemma 2-10. The length of the projection of T onto a line parallel to \overline{BC} is at least $q(\epsilon)$ where $q(\epsilon) = \frac{1}{2}m \sin(60 + \epsilon) + \epsilon$; $\sin(60 + \epsilon)$.

Proof: To bound the length of the projection of T , we consider the length of the projection of \overline{YZ} onto a line parallel to \overline{BC} , as shown in Figure 2-3. By Lemma 2-7, the angle between \overline{YZ} and L is equal either to 60° or to $60^\circ + \epsilon$; moreover, this angle lies to the left of side \overline{YZ} . By Definition 2-3, the angle between L and the line parallel to \overline{BC} is equal to 90° ; moreover, the slope of \overline{BC} is negative. Hence, the angle between this line and \overline{YZ} must be either 30° or $30^\circ + \epsilon$, and the length of the projection of \overline{YZ} is either $\frac{1}{2} \cos(30^\circ)$ or $\frac{1}{2} \cos(30^\circ + \epsilon)$. So the length of the projection of T is at least $\frac{1}{2}m \sin(60 + \epsilon) + \epsilon$; $\sin(60 + \epsilon)$.

Lemma 2-11. The sum of h_{above} and h_{below} is at least $q(\epsilon) - \frac{1}{3}$.

Proof: The result follows immediately from Lemma 2-10 and Definition 2-9, since the sum of the two values is the length of the projection of T onto a line parallel to \overline{BC} diminished by $\frac{1}{3}$, which is the width of R .

3. Bounding the area. In this section, we examine the area of some parts of the convex hull containing L and S . In order to do so, we bound the possible value of the angles of rotation of S . Recall that L is always fixed as the segment joining the points $E(0;0)$ and $F(1;0)$.

To approximate the area of the convex hull containing L and S , we calculate the area of the quadrilateral $AFCE$, as shown in Figure 3-1, using the simple formula $\frac{1}{2}hb$

where b is the length of L , namely 1, and h is the length of the projection of S onto the vertical axis. Note that the actual area of the convex hull is always greater than or equal to the value calculated this way.

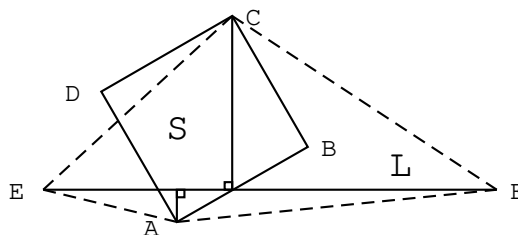


Figure 3-1. The segment L , the square S , and its vertical altitude.

To bound θ , we discuss the relationship between θ and the area of the convex hull containing S and L . The length of the projection of S onto the vertical axis is $\frac{\sqrt{2}}{3} \sin(45 + \theta)$, and the area of the convex hull is at least the area of the quadrilateral $AFCE$; so θ is at least $\frac{\sqrt{2}}{6} \sin(45 + \theta)$.

Recall from the previous section that θ lies between 0 and 45; so $\sin(45 + \theta)$ increases with θ . Since $\frac{\sqrt{2}}{6} \sin 75$ is greater than 0.227670, which is greater than our claimed value of 0.227498, we need only consider the case where θ is less than 30 for the rest of the proof.

Similarly, we can calculate the length of the projection of T onto the vertical axis as $\frac{1}{2} \cos(30 - \theta)$, and so the area of the resulting convex hull is at least $\frac{1}{4} \cos(30 - \theta)$. From Lemma 2-5, we know that θ never exceeds 30; so $\cos(30 - \theta)$ increases with θ . We use this information in Section 4.

Now that we have bounded the range of possible values for θ , we can proceed to examine the convex hull containing L and S . The next definitions help us construct parts of the convex hull, and calculate their areas.

Definition 3-1. We denote by Q the strip of width $\frac{1}{3}$ constructed by extending segments \overline{DA} and \overline{BC} of S .

Definition 3-2. Each of the points $E(0;0)$ and $F(1;0)$ can lie either to the right of Q , or to its left, or in Q . When E lies to the left, we can construct the triangle ADE that lies entirely to the left of Q , and we denote it by T_E . Similarly, when F lies to the right of Q , we can construct the triangle BCF that lies entirely to the right of Q , and we denote it by T_F : see Figure 3-2. Whenever one of the figures can be constructed, we say that it exists.

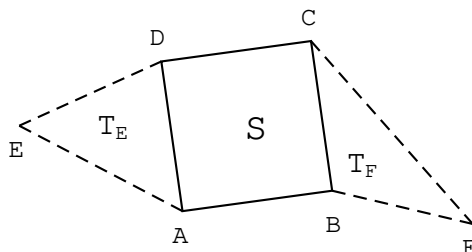


Figure 3-2. Triangles T_E and T_F .

We then observe that the points E and F cannot both be inside Q at the same time. Indeed, the length of \overline{EF} is 1; on the other hand, the length of the intersection of Q and a line parallel to L is $\frac{1}{3\cos\theta}$, which is less than $\frac{2}{3}$ since θ is less than 30° . So at least one of the two triangles T_F and T_E must exist. We also note that the length of the projection of L onto the line parallel to \overline{AB} is equal to $\cos\theta$.

Next, we bound the area of the convex hull containing S and L from below by computing the area of T_F and T_E .

Definition 3-3. Given a geometric figure M , we denote its area by $\text{Area}(M)$. When M does not exist, we define $\text{Area}(M)$ to be zero. Also, given a point P and a line segment l , we denote the altitude from P to l by $h(P; l)$.

Lemma 3-4. The total area $\text{Area}(T_F) + \text{Area}(T_E)$ is at least $\frac{1}{6}\cos\theta + \frac{1}{18}$.

Proof: Since we know that at least one of T_F and T_E must exist, we start by assuming that T_E exists, or that E lies to the left of Q . We then consider three cases: where F lies to the right of Q , where F lies inside Q , and where F lies to the left of Q . In the first case, we can compute the total area of T_F and T_E as follows:

$$\begin{aligned} \text{Area}(T_F) + \text{Area}(T_E) &= \frac{1}{2} \cdot \frac{1}{3} \cdot h(F; \overline{BC}) + \frac{1}{2} \cdot \frac{1}{3} \cdot h(E; \overline{AD}) \\ &= \frac{1}{6} h(F; \overline{BC}) + h(E; \overline{AD}) \\ &= \frac{1}{6} \cos\theta + \frac{1}{3} \\ &= \frac{1}{6} \cos\theta + \frac{1}{18}. \end{aligned}$$

Next, we assume that F lies inside Q , and so T_F does not exist. Then we calculate as follows:

$$\begin{aligned} \text{Area}(T_E) &= \frac{1}{2} \cdot \frac{1}{3} \cdot h(E; \overline{AD}) \\ &= \frac{1}{6} \cos\theta + h(F; \overline{AD}) \\ &= \frac{1}{6} \cos\theta + \frac{1}{3} \\ &= \frac{1}{6} \cos\theta + \frac{1}{18}. \end{aligned}$$

Finally, when F lies to the left of Q , it is clear that $h(E; \overline{AD})$ is at least $\cos\theta$, and so $\text{Area}(T_E)$ is at least $\frac{1}{6}\cos\theta$.

We treat similarly the case that only T_F exists, and the proof is complete.

Definition 3-5. We denote by LS the region consisting of S , T_E , and T_F whenever they exist. Also, given n figures F_1, \dots, F_n , we denote the convex hull containing them by $\text{hull}(F_1, \dots, F_n)$.

In the next section, we examine the area of $\text{hull}(L; S; T)$.

4. The main theorem. In this section, we bound the area $\text{Area}(\text{hull}(L; S; T))$ from below by comparing it to the sum of $\text{Area}(LS)$ and the area generated by the parts of T lying outside LS . To estimate the extra area, we consider four cases: first, where both E and

F lie inside strip R defined in Definition 2-8; second, where E lies inside, but F lies below R; third, where E lies above, but F lies below R; and fourth, where both E and F lie below R.

Note that, if E and F lie above or inside R, then we can rotate the plane by 180 around the point $(\frac{1}{2}; 0)$, and obtain a configuration equivalent to that in one of the cases above.

In the first case, both E and F lie inside R as in Figure 4-1; so the entire region LS, as defined in Definition 3-5, also lies inside R. Note that, in this case, LS and $\text{hull}(L; S)$ are exactly the same.

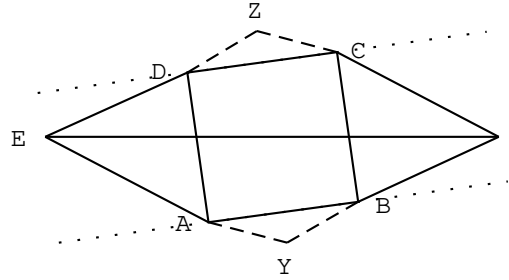


Figure 4-1. Both E and F lie inside R.

Let be the extra area generated by the parts of T lying outside LS. Owing to Definition 2-9 and Lemma 2-10, we can calculate as follows:

$$\begin{aligned} & \frac{1}{2} h_{\text{above}} \overline{CD} + \frac{1}{2} h_{\text{below}} \overline{AB} \\ &= \frac{1}{6} (h_{\text{above}} + h_{\text{below}}) \\ & \frac{1}{6} q(\theta) - \frac{1}{3} : \end{aligned}$$

Thus, we obtain the bound

$$\frac{1}{6} q(\theta) - \frac{1}{18} : \quad (4-1)$$

Because $(\text{hull}(L; S; T))$ must be at least the sum of (LS) , Inequality 4-1 and Lemma 3-4 yield the following:

$$\begin{aligned} (\text{hull}(L; S; T)) & \geq \frac{1}{6} q(\theta) - \frac{1}{18} + \frac{1}{6} \cos \theta + \frac{1}{18} \\ &= \frac{1}{6} q(\theta) + \cos \theta : \end{aligned}$$

For simplicity, set

$$\begin{aligned} f(\theta) &= \frac{1}{6} q(\theta) + \cos \theta ; \\ g(\theta) &= \frac{\sqrt{2}}{6} \sin(45^\circ + \theta); \\ h(\theta) &= \frac{1}{4} \cos(30^\circ - \theta) : \end{aligned}$$

Recall from the beginning of Section 3 that $(\text{hull}(L;S))$ is at least $\frac{\sqrt{2}}{6} \sin(45^\circ + \alpha)$, or $g(\alpha)$, and that $(\text{hull}(L;T))$ is at least $\frac{1}{4} \cos(30^\circ + \alpha)$, or $h(\alpha)$. It is clear that $(\text{hull}(L;S;T))$ must be at least all those three values, or

$$(\text{hull}(L;S;T)) \geq \max\{f(\alpha); g(\alpha); h(\alpha)\} :$$

Next, we prove that $(\text{hull}(L;S;T)) \geq 0.227498$ by showing that $f(\alpha)$ exceeds 0.227498 when both $g(\alpha)$ and $h(\alpha)$ are less than 0.227498 . If both $g(\alpha)$ and $h(\alpha)$ are less than 0.227498 , then the angle α must be less than $\arcsin(0.965192) = 45^\circ$, or about 29.8385° , and the angle β must be less than $30^\circ - \arccos(0.909992)$, or 5.50425° . It remains to find the minimal value of $f(\alpha)$ given the bounds on the ranges of the values of angles α and β .

Since the value $60^\circ + \beta$ is always less than 90° , the value of $f(\alpha)$ is minimal when the value of $60^\circ + \beta$ is minimal, or when β is maximal. So the minimal value of $f(\alpha)$ is equal to $f(\alpha; 5.50425^\circ)$, or $\frac{1}{12} \sin(54.49575^\circ + \alpha) + \frac{1}{6} \cos \alpha$. Now, it is easy to prove that the value of $f(\alpha; 5.50425^\circ)$ is at least 0.227498 , given that α lies between 0° and 29.8385° , and so the value of $f(\alpha)$ is always at least 0.227498 . Thus, in this first case where both E and F lie inside R , $(\text{hull}(L;S;T))$ is at least 0.227498 .

In the second case, as shown in Figure 4-2, the point E lies inside, but the point F lies below R . We let l_1 be the line passing through F parallel to R , and let l_2 be the line through B and F . We let P be a point in T_{below} that yields the altitude h_{below} defined in Definition 2-9, and consider three subcases: (1) P lies on l_1 or between l_1 and R ; (2) P lies to the left of l_2 ; and (3) P lies to the right of l_2 and below l_1 .

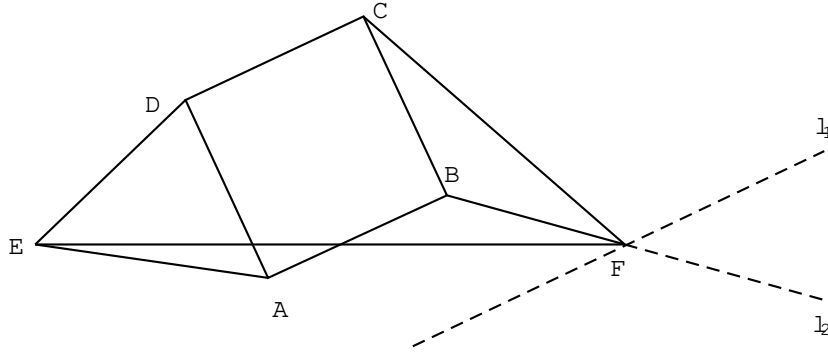


Figure 4-2. The line l_1 is parallel to \overline{AB} , and l_2 is the extension of \overline{BF} .

We let Δ denote the extra area generated by the parts of T lying outside LS . In Subcase (1), note that the region $\triangle ABF$ must lie entirely in $\text{hull}(L;S;T)$, and that $\Delta(\triangle ABP)$, or $\frac{1}{6}h_{\text{below}}$, does not exceed the area $\Delta(\triangle ABF)$. Then Δ must satisfy the following:

$$\begin{aligned} & \frac{1}{2} h_{\text{above}} \overline{CD} + \Delta(\triangle ABF) \\ & \frac{1}{2} h_{\text{above}} \overline{CD} + \frac{1}{2} h_{\text{below}} \overline{AB} \\ & = \frac{1}{6} (h_{\text{above}} + h_{\text{below}}) \\ & \frac{1}{6} - \frac{1}{2} q(\alpha) - \frac{1}{3} = \frac{1}{12} q(\alpha) - \frac{1}{18} : \end{aligned}$$

Hence, the bound (4-1) holds, and $(\text{hull}(L;S;T))$ is at least 0.227498.

In Subcase (2), the triangles ABP and CBF do not overlap; so the extra area satisfies the bound (4-1), and $(\text{hull}(L;S;T))$ is at least 0.227498.

Finally, in Subcase (3), as shown in Figure 4-3, part of ABP intersects CBF , and we cannot compute the extra area directly.

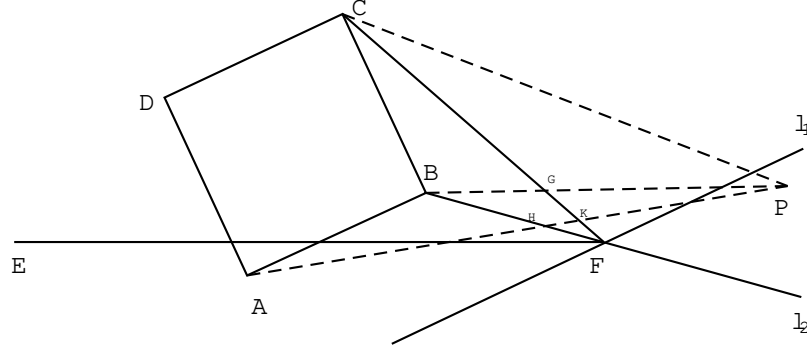


Figure 4-3. The line l_1 is parallel to \overline{AB} , and the point P lies to the right of l_2 , but below l_1 .

Say \overline{BP} intersects \overline{CD} at G , and \overline{AP} intersects \overline{BF} and \overline{CF} at H and K , respectively. Note that the area of the intersection I of ABP and CBF cannot exceed the area of BGF , and that CGP is part of the extra area required to be added to LS to cover all three figures. It is not difficult to show that (BFP) is at most (CFP) , and so (BGF) is at most (CGP) . We again let ϵ denote the extra area generated by the parts of T lying outside LS ; so ϵ satisfies the following relations:

$$\begin{aligned}
 & \frac{1}{2} h_{\text{above}} \overline{CD} + (ABP) + (CGP) = I \\
 & = \frac{1}{2} h_{\text{above}} \overline{CD} + (ABH) + (PGK) + (CGP) \\
 & \frac{1}{2} h_{\text{above}} \overline{CD} + (ABH) + (PGK) + (BGF): \\
 & \frac{1}{2} h_{\text{above}} \overline{CD} + (ABP) \\
 & = \frac{1}{2} h_{\text{above}} \overline{CD} + \frac{1}{2} h_{\text{below}} \overline{AB} \\
 & = \frac{1}{6} (h_{\text{above}} + h_{\text{below}}) \\
 & \frac{1}{6} q(\epsilon) - \frac{1}{3} = \frac{1}{6} q(\epsilon) - \frac{1}{18}:
 \end{aligned}$$

Hence, $(\text{hull}(L;S;T))$ must also be at least 0.227498 in this subcase.

Also, if \overline{AP} does not intersect the triangle CBF , then the intersection I of ABP and CBF is BGF , and we still have that

$$(ABP) + (CGP) = (BGF) + (ABP):$$

Finally, two cases remain: (i) the third case where E lies above, but F lies below R , and (ii) the fourth case where both E and F lie below R . In these two cases, we can prove similarly that $(\text{hull}(L;S;T))$ is at least 0.227498.

Acknowledgements

The author wishes to thank Raywat Tanadkithirun, for his inspiring discovery of the counterexample, and to thank Wacharin Wichiramala for his helpful advice and supervision. The author would also like to thank Steven Kleiman and Susan Ru for their help editing this paper.

References

- [1] Gerriets, J., and Poole, G., Convex Regions Which Cover Arcs of Constant Lengths, *Amer. Math. Monthly* 81 (1974), 36{41.
- [2] Norwood, R., and Poole, G., An Improved Upper Bound for Leo Moser's Worm Problem, *Discrete Comput. Geom.* 29 (2003), 409{417.
- [3] Norwood, R., Poole, G., and Laidacker, M., The Worm Problem of Leo Moser, *Discrete Comput. Geom.* 7 (1992), 153{162.