

# Manhattan Orbifolds

David Eppstein

Computer Science Department  
University of California, Irvine  
eppstein@uci.edu

**Abstract.** We investigate a class of metrics for 2-manifolds in which, except for a discrete set of singular points, the metric is locally isometric to an  $L_1$  (or equivalently  $L_\infty$ ) metric, and show that with certain additional conditions such metrics are injective. We use this construction to find the tight span of squaregraphs and related graphs, and we find an injective metric that approximates the distances in the hyperbolic plane analogously to the way the rectilinear metrics approximate the Euclidean distance.

## 1 Introduction

An *injective metric space* is a metric space  $X$  such that whenever  $X$  is isometric to a subset of some larger metric space  $Y$ , there exists a nonexpansive mapping from  $Y$  to itself that fixes that subset and maps the rest of  $Y$  onto it. Equivalently by a theorem of Aronszajn and Panitchpakdi (1956) an injective space is a path-geodesic metric space in which any family of closed metric balls forms a Helly family: for any clique in an intersection graph of balls, there is a point in the space contained in all the balls of the clique. Standard examples of injective spaces include the  $L_\infty$  metric on any real vector space, the  $L_1$  or *Manhattan metric* on the plane (equivalent to the  $L_\infty$  metric by rotation and scaling), and the metric on any real tree.

As Isbell (1964) showed, any metric space can be isometrically embedded in a unique minimal injective space called its *injective envelope*, *hyperconvex hull*, or *tight span*. Tight spans have gained attention recently for their applications in the reconstruction of evolutionary trees (Dress et al., 2001) and in online algorithms (Bein et al., 2002; Chrobak and Larmore, 1994; Larmore and Oravec, 2006).

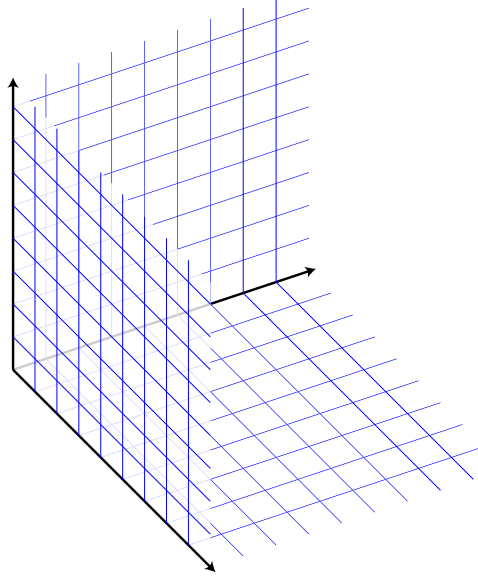
In this paper we investigate injective metric spaces that have the topology of a 2-manifold. In particular, we describe a class of such spaces, which we call *Manhattan orbifolds* as they are modeled after the Manhattan metric except at a discrete set of singular points similar to the elliptic singularities of Thurston's orbifolds.

We then use these descriptions to construct the tight spans of certain planar graphs, the *squaregraphs* and some related nonbipartite and nonplanar graphs. A squaregraph is a planar graph in which all but one face in some embedding are quadrilaterals, and any vertex that is not on the non-quadrilateral face has degree at least four. As we show, filling each quadrilateral face of a squaregraph with a unit square in the  $L_1$  metric produces a Manhattan orbifold, the so-called  $L_1$  *median complex* of the graph, which is the tight span of the graph.

Finally, we describe the result of applying this construction to an infinite squaregraph, the  $\{4, .5\}$  tessellation of the hyperbolic plane. The result is an injective space with the same topology as the hyperbolic plane, in which the hyperbolic distance between any two points is within a constant factor of the distance between the same two points in the injective metric.

## 2 Rectilinear cones

The spaces we study in this paper are locally modeled after the *Manhattan metric* in the plane  $\mathbb{R}^2$ , that is, the  $L_1$  metric in which the distance between any two points  $(x_1, y_1)$  and  $(x_2, y_2)$  is  $|x_1 - x_2| + |y_1 - y_2|$ . This metric is also equivalent (by rotation and scaling) to the *Chebyshev metric* (the  $L_\infty$  metric) in which the



**Fig. 1.** The order-3 rectilinear cone, formed by gluing together three quadrants of a Manhattan metric plane.

distance is instead  $\max(|x_1 - x_2|, |y_1 - y_2|)$ . We say that a space is *locally Manhattan* at a point  $p$  if some neighborhood of  $p$  is isometric to a neighborhood of a point in the Manhattan plane. We begin by describing the spaces that are locally Manhattan except at a single point of singularity, a *cone point*.

Consider the (non-injective) two-dimensional surface formed by the boundary of the positive orthant in  $\mathbb{R}^3$  (Figure 1), with the metric on the surface being the  $L_1$  metric for  $\mathbb{R}^3$ . Any two points in this surface can be connected by a path composed of axis-aligned line segments, lying in the surface, with length equal to the distance between the two points, so this surface is path-geodesic. Geometrically, this surface is composed of three infinite right-angled plane wedges, each isometric to the positive quadrant of the  $L_1$  plane, glued together along their boundary rays. However, in the intrinsic geometry of the surface, there is nothing special about the points along which pairs of quadrants are glued: in a neighborhood of any such point, the metric is the same as it would be in a neighborhood of a point on one of the coordinate axes of the  $L_1$  plane, where its four quadrants are glued together; but these points are not different than any other point of the  $L_1$  plane. That is, this surface is locally Manhattan everywhere except at the origin of  $\mathbb{R}^3$ , where there are three quadrants meeting while everywhere else there are four. We say that the origin is a *cone point* of this surface.

Similarly, for any  $k > 4$  we can form a surface, the *order- $k$  rectilinear cone*, by gluing together  $k$  quadrants of the Manhattan plane, along their boundary rays, and letting the distance between any two points of this surface equal the length of the shortest path connecting them. Such a surface can be embedded isometrically into the  $L_1$  metric for  $\mathbb{R}^k$ , with the gluing rays on orthogonal coordinate axes. It is locally Manhattan except at a cone point, the point forming the common origin of the glued quadrants. We define the *angular excess* of the cone point to be  $2\pi - k(\pi/2)$ .

More generally, we define a *cone point* of a surface to be any point that has a neighborhood isometric to a neighborhood of the origin in an order- $k$  rectilinear cone, and we define the angular excess of such a point to be  $2\pi - k(\pi/2)$ . Any cone point has a unique  $k$  satisfying this definition; this can be seen, for instance, from the fact that a sufficiently small metric ball around a cone point has a boundary in the form of a polygon with  $k$  right angles.

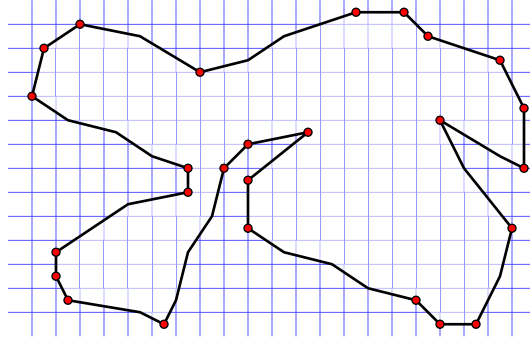


Fig. 2. A region of the Manhattan plane with piecewise smooth boundary, showing the inflection points on the boundary.

### 3 Boundary singularities

Along with cone points in the interior of a manifold, we also need to model certain kinds of singularities on the boundary of the manifold. We take as our model a region of the Manhattan plane with piecewise smooth boundary, such as a simple polygon (Figure 2). We partition the smooth boundary points into eight subsets: those with slopes 0, 1,  $-1$ , and  $\infty$ , and those with slopes in the four open intervals  $(\infty, -1)$ ,  $(-1, 0)$ ,  $(0, 1)$ , and  $(1, \infty)$  between these four slopes. We say that a boundary point  $b$  is an *inflection point* if all neighborhoods of  $b$  contain boundary points in two or more of these eight subsets, and that  $b$  is *boundary-geodesic* otherwise. Note that, at any boundary-geodesic point, a neighborhood of the boundary of the region forms a geodesic in the Manhattan plane. Note also that these definitions do not depend on the choice of axes for the plane, as rotating the plane by a multiple of  $\pi/2$  or reflecting it across one of the coordinate axes will preserve the partition of boundary points according to their slopes. In the figure, the inflection points are marked as small red circles, and the remaining boundary points are boundary-geodesic.

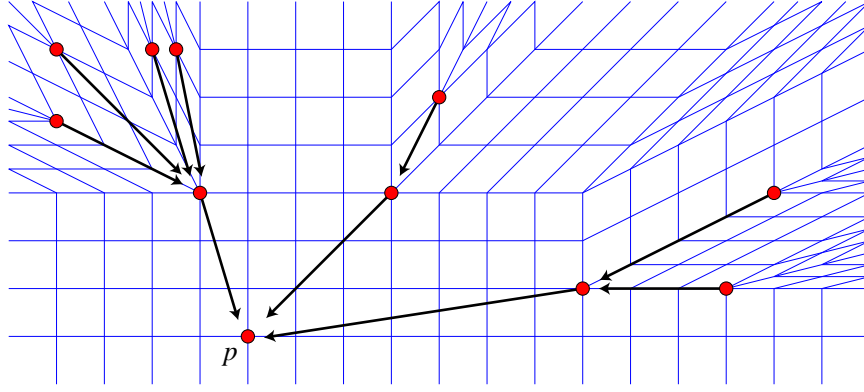
We may extend these definitions to any 2-manifold with boundary, by defining a boundary point  $b$  of the manifold to be boundary-geodesic if some neighborhood of  $b$  is isometric to a neighborhood of a boundary-geodesic point for some region in the Manhattan plane, and by defining  $b$  to be an inflection point if some neighborhood of  $b$  is isometric to a neighborhood of an inflection point for some region in the Manhattan plane.

For the generalization to 2-manifolds, we will also need another type of singular point, one that has a neighborhood isometric to the neighborhood of the origin for a region of the order- $k$  rectilinear cone with piecewise-smooth boundary. We call such a point a *cone inflection point*. If  $b$  is a cone inflection point for an order- $k$  rectilinear cone, it is also such a point for any rectilinear cone of order greater than  $k$ ; this ambiguity will not cause us any difficulty.

### 4 Manhattan orbifolds

We are now ready to define Manhattan orbifolds, the surfaces that we will later show to be injective. We define a Manhattan orbifold to be a Cauchy-complete metric space with the following properties:

- Every point has a neighborhood homeomorphic to an open disk or to an open semidisk. That is, the space is a 2-manifold with boundary.
- Every point with neighborhood homeomorphic to an open disk is either locally Manhattan, or a cone point with negative angular excess.
- Every point with neighborhood homeomorphic to an open semidisk is boundary-geodesic, an inflection point, or a cone inflection point.



**Fig. 3.** The tree defined in the proof of Lemma 1, in which each singular point is connected to a nearer singular point to  $p$ , or to  $p$  itself if no such point exists.

- The distance between any two points in the space equals the length of the shortest curve connecting the two points, as measured in the local neighborhoods within which all but a discrete set of the curve points are locally Manhattan or boundary-geodesic. That is, the space is path-geodesic.
- There is no uncontractible cycle in the space.

Examples of Manhattan orbifolds include the Manhattan plane itself, any rectilinear cone of order  $k$  for  $k > 4$ , and any polygonal subset of these spaces. We will later describe some more complicated examples.

It may be of interest to consider spaces defined in a similar way that contain cone points of order three, or that contain uncontractible cycles; however such spaces cannot be injective.

## 5 Singularities in a bounded region


We define a *singular point* of a Manhattan orbifold to be a point that is neither locally Manhattan nor boundary-geodesic. We observe that the singular points of a Manhattan orbifold must form a discrete subset: every point  $p$  of the orbifold must have a neighborhood containing no singular point other than possibly  $p$  itself, because all of the allowed types of points in the orbifold are defined in terms of neighborhoods that have no other singular point.

Our first technical result uses König's lemma (König, 1936) to limit the number of singular points that may occur within any bounded region of a Manhattan orbifold.

**Lemma 1.** *For any point  $p$  of a Manhattan orbifold  $M$ , and any bounded radius  $r > 0$ , finitely many points within distance  $r$  of  $p$  are singular.*

*Proof.* Let  $S$  denote the set of singular points within distance  $r$  of  $p$ , together with  $p$  itself. Form a directed graph  $G$  having the points of  $S$  as vertices, and having as edges the pairs  $(s, t)$  where  $s$  is any point in  $S \setminus \{p\}$  and  $t$  is the closest point to  $s$  that lies on a shortest path from  $s$  to  $p$ ; some such point must exist by the discreteness of  $S$  and if there are multiple equally close such points choose one arbitrarily. Figure 3 depicts an example of this construction; in the figure, the lines parallel to axes of the locally defined Manhattan metrics are indicated by the light blue lines, and the singular points (shown as red circles) are the ones with more than four such axes incident to them.

Then, for any  $s \in S$ , one can follow a path of outgoing edges in  $G$  from  $s$ ; the total length of such a path is at most  $r$ . By the Cauchy-completeness of  $M$  and the discreteness of  $S$ , such a path cannot continue for more than finitely many steps, so it must eventually reach the only vertex without an outgoing edge,  $p$ . Therefore,



**Fig. 4.** An orthogonal polygon.

$G$  is a tree, rooted at  $p$ . Any path in  $G$  has length equal to the distance between the path endpoints, at most  $r$ , so  $G$  can have no infinite path outwards from  $p$ , again by Cauchy-completeness and discreteness.

We now examine the number of incoming edges of  $G$  that may exist at any vertex  $s$ . Any neighborhood of  $S$  can be partitioned into  $k$  regions isometric to a neighborhood of the origin in a single quadrant of the Manhattan plane, where  $k$  is the order of  $s$  as a cone point or cone inflection point (or 4, if  $s$  is not a point of that type). We partition the incoming neighbors of  $s$  according to which of these quadrants contain the geodesic from the neighbor to  $s$ , and only consider points in one set of this partition at a time.

For any edge  $(t, s)$  in  $G$ , the set of points in  $M$  that belong to geodesics from  $t$  to  $s$  is isometric to a rectangle of the Manhattan plane; it can have no singularities within it because if such a singularity existed  $t$  would be connected to such a singularity instead of to  $s$ . Thus, the union of these rectangles for all neighbors  $t$  in a single quadrant of  $s$  forms a subset of  $M$  isometric to a union of rectangles in the Manhattan plane. The neighbors of  $s$ , and  $s$  itself, lie on the boundary of this subset, and each point of the subset is within distance  $r - d(s, p)$  of  $s$ . Any discrete bounded subset of the Manhattan plane is finite, so the set of neighbors of  $s$  within a single quadrant is finite.

Since  $s$  has finitely many quadrants, each containing finitely many neighbors, it has finitely many neighbors overall. Since  $G$  is a tree with no infinite path and with finitely many children per vertex, by König's lemma, it is itself finite.  $\square$

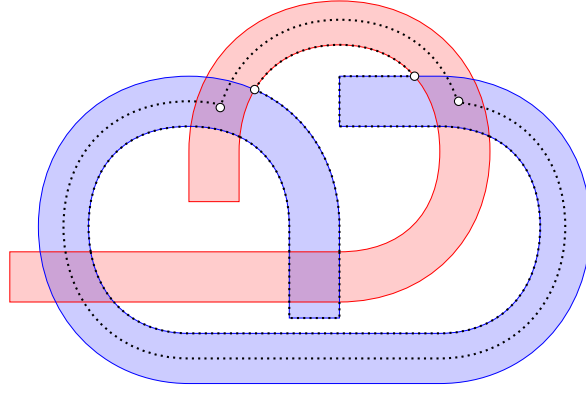
## 6 Orthogonal polygons

We define an *orthogonal polygon* in a Manhattan orbifold  $M$  to be a simple closed curve in  $M$ , of bounded total length, such that all but finitely many points of the curve have a neighborhood in  $M$  within which the curve is homeomorphic to a line of slope 1 in the Manhattan plane; see Figure 4 for an example. We call the points at which this property does not hold the *vertices* of the polygon. At any vertex, we may define an *interior angle*, an integer multiple  $k$  of  $\pi/2$ , such that the portion of the interior of the polygon in a neighborhood of the vertex is isometric to  $k$  quadrants of the  $L_\infty$ -metric plane glued together (or equivalently  $2k$  half-quadrants of the Manhattan plane glued together). We may define the exterior angle similarly; note that, at a cone point, the interior and exterior angles do not add to  $2\pi$ .

**Lemma 2.** *Any orthogonal polygon has at least four vertices with interior angle  $\pi/2$ .*

*Proof.* If there could be points in  $M$  at arbitrarily large distance from the polygon boundary, then it would form an uncontractible curve; therefore, the interior of the polygon has bounded radius and by Lemma 1 contains a finite number of singular points.

Let  $S$  be the topological space formed by gluing together two copies of the polygon at its boundary, and make  $S$  into a metric space by replacing the Manhattan metric within any open region of  $S$  not containing a singularity by the Euclidean metric for the same set of points. Then  $S$  is topologically a sphere, with locally



**Fig. 5.** Lemma 3: an intersection of two orthoconvex regions with multiple connected components leads to a contradiction.

Euclidean metric except at the singularities and boundary vertices, which have the same angular defects as they do in  $M$ . By the Gauss-Bonnet formula, the total angular defect of  $S$  is  $4\pi$ . The only possible positive angular defect in  $S$  is  $\pi$ , at a vertex of the polygon with interior angle  $\pi/2$ , so there must be at least four such vertices.  $\square$

## 7 Orthoconvexity

In order to prove the Helly property for balls in Manhattan orbifolds, it is convenient to define a class of shapes related to orthogonal polygons, but with restricted interior angles and with less restriction on how these shapes may meet the boundary of the orbifold. We define an *orthoconvex region* to be a simply-connected bounded subset of a Manhattan orbifold, such that

- the boundary of the region meets the boundary of the orbifold in a finite number of components,
- all but finitely many points of the boundary of the region either belong to the boundary of the orbifold or have a neighborhood in  $M$  within which the curve is homeomorphic to a line of slope 1 in the Manhattan plane, and
- at each of the remaining points of the boundary of the region, the interior angle is either  $\pi/2$  or  $\pi$ .

In the remainder of this section we describe the intersection properties of orthoconvex regions.

**Lemma 3.** *Any nonempty intersection of any two orthoconvex regions is an orthoconvex region.*

*Proof.* Two segments of boundary, both locally isometric to a slope-one line in a Manhattan plane, can meet at most once in any Manhattan orbifold; for, if they met twice, they would enclose a region of the orbifold within an orthogonal polygon with only two vertices, violating Lemma 2. Therefore, the boundaries of the two regions cross finitely many times. The other conditions on the boundary of the intersection follow straightforwardly, as the boundary of the intersection is a subset of the union of the boundaries of the two regions. And any two simply-connected regions of a topological plane, with boundaries crossing finitely many times, intersect in one or more simply-connected regions; it remains to show that the intersection has one connected component.

So, suppose for a contradiction that two orthoconvex regions  $A$  and  $B$  intersect in such a way that their intersection has two or more connected components, as shown schematically in Figure 5. Let  $C$  and  $D$  be two of these components, and consider the class of closed curves consisting of a point  $c$  in  $C$ , a point  $d$  in  $D$ , a path connecting  $c$  to  $d$  in  $A$ , and a path connecting  $c$  to  $d$  in  $B$ . Two such curves are shown dotted in black in the figure. Among such curves, choose one that encloses a minimal area of the orbifold (e.g., the inner of the

two curves shown in the figure); it must enclose a nonzero area or else  $C$  and  $D$  would not be disconnected from each other. Then, in order to be minimal, the paths connecting  $c$  to  $d$  in  $A$  and  $B$  must pass along the boundaries of  $A$  and  $B$ , as shown in the figure. But then the curve would form an orthogonal polygon with at most two vertices with interior angle  $\pi/2$  (at  $c$  and  $d$ ), violating Lemma 2. This contradiction shows that the intersection must have only one component.  $\square$

**Lemma 4.** *Let  $A$ ,  $B$ , and  $C$  be orthoconvex regions of a Manhattan orbifold and suppose that each of the three intersections  $A \cap B$ ,  $B \cap C$ , and  $A \cap C$  is nonempty. Then the intersection of all three regions  $A \cap B \cap C$  must be nonempty.*

*Proof.* If three regions  $A$ ,  $B$ , and  $C$  could have pairwise nonempty intersections that are disjoint from each other, then (similarly to the argument in the proof of Lemma 3) consider the family of curves connecting three points in  $A \cap B$ ,  $B \cap C$ , and  $A \cap C$  by three paths in  $A$ ,  $B$ , and  $C$ , and choose a curve of this type enclosing a minimal area of the orbifold. Then, in order to be minimal, the paths of the curve in each region must pass along the boundaries of the region, so the curve is orthoconvex and can only have vertices of interior angle  $\pi/2$  at the three points where these three paths meet. This violation of Lemma 2 shows that the pairwise intersections cannot be disjoint, so the triple intersection must be nonempty.  $\square$

A family of sets is a *Helly family* if any pairwise intersecting subfamily has a common intersection.

**Lemma 5.** *The family of orthoconvex regions of any Manhattan orbifold is a Helly family.*

*Proof.* Let  $F$  be a pairwise intersecting family of orthoconvex regions; we must show that  $F$  has a common intersection. Let  $R_0$  be any region in  $F$ ; by Lemma 1,  $R_0$  contains a finite number of singularities of the orbifold. After having chosen a region  $R_i$ , if  $R_i$  contains no singularities, the result follows by the Helly property for diagonally-aligned rectangles in the Manhattan plane. Otherwise, let  $s$  be a singularity in  $R_i$ . If all other regions in the family contain  $s$ , then  $s$  is a point of common intersection; otherwise let  $T$  be a region in  $F$  that does not contain  $s$  and let  $R_{i+1} = R_i \cap T$ . By Lemma 3,  $R_{i+1}$  is itself an orthoconvex region. By Lemma 4,  $R_{i+1}$  has a nonempty intersection with each other region in  $F$ , and it does not contain  $s$ . Each step of this type eliminates at least one singularity, while preserving the property that  $R_i$  together with the sets in  $F$  forms a pairwise intersecting family of orthoconvex regions. We started with finitely many singularities in  $R_0$ , so after finitely many steps the process of defining sets  $R_i$  described above must terminate with a common intersection point.  $\square$

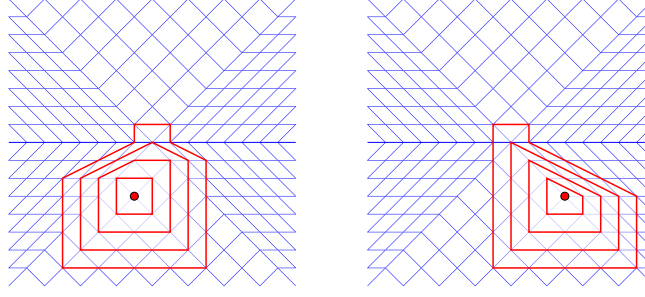
## 8 The shape of a ball

In order to show that Manhattan orbifolds are injective, we need to show that their metric balls form a Helly family. A ball is a set  $B_r(p) = \{q \mid d(p, q) \leq r\}$ ; the Helly property of these sets will follow from Lemma 5 and from the following result, which shows that balls are orthoconvex.

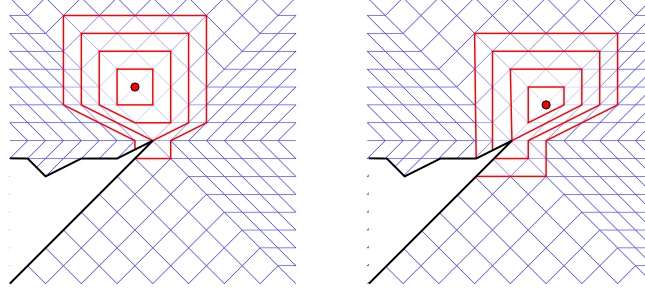
**Lemma 6.** *Any ball in a Manhattan orbifold is orthoconvex.*

*Proof.* To prove orthoconvexity of the ball  $B_r(p)$ , we consider the family of all balls  $B_{r'}(p)$  for  $r' \leq r$ . We show that there are finitely many combinatorially distinct shapes of balls in this family, and (by induction on the number of distinct shapes) that each is orthoconvex.

As a base case, when  $p$  is not a singular point, all balls  $B_\epsilon(p)$  for sufficiently small  $\epsilon$  are isometric to a ball in the Manhattan plane, that is, a diagonally-aligned square. Such a shape is clearly orthoconvex. If  $p$  is a cone point, the balls  $B_\epsilon(p)$  for sufficiently small  $\epsilon$  are isometric to the balls in a rectilinear cone, which take the form of a triangle in each quadrant of the cone together with a vertex with interior angle  $\pi/2$  on each of the rays at which these quadrants are glued; again, such shapes are clearly orthoconvex.



**Fig. 6.** A growing ball meets a cone point.



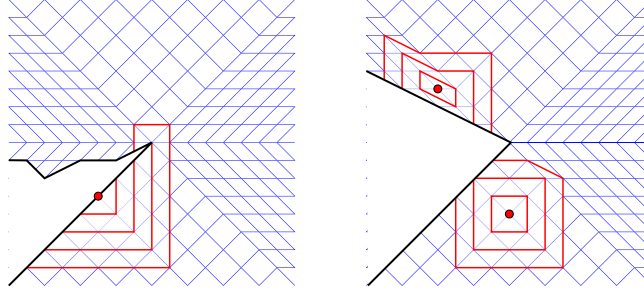
**Fig. 7.** A growing ball meets a cone inflection point forming a new intersection with the orbifold boundary.

We now consider how the shape of a ball can differ between  $B_{r'}(p)$  and  $B_{r'+\epsilon}(p)$ , for sufficiently small values of  $\epsilon$ . The only configurations that can cause a change of shape in the ball between these two radii are those in which  $B_{r'+\epsilon}(p)$  contains a singular point that  $B_{r'}(p)$  does not, or those in which  $B_{r'+\epsilon}(p)$  contains a point of the boundary of the orbifold that  $B_{r'}(p)$  does not; in each case we can let  $\epsilon$  be the minimum value possible that leads to this change. We note that it is not possible for the shape of the ball to change by an event in which two different parts of the boundary of the ball collide with each other, as the portion of boundary between the two colliding points would form an orthogonal polygon in which only one vertex has interior angle  $\pi/2$ , violating Lemma 2.

We now describe in more detail each possible combinatorial change caused by the boundary of the ball reaching a singular point or a boundary point. We note that several such changes can happen at the same radius  $r' + \epsilon$ , but they can be considered independently of each other.

- If a ball meets a cone point of order  $k$  along one of the edges of the corresponding region (Figure 6, left) that cone point forms a vertex with interior angle  $\pi$ . For radii slightly larger than the radius at which the ball meets the cone point, there will be an additional  $k - 4$  vertices of interior angle  $\pi/2$  near the cone point. For instance, Figure 6, left, shows a cone point of order six. The small nested balls have four vertices, the ball meeting the cone point has five vertices, and the largest ball has six vertices; note that some of the corners of the polygonal drawings of these balls are not vertices in the geometry of the depicted Manhattan orbifold.
- If a vertex of a ball meets a cone point of order  $k$  (Figure 6, right) no combinatorial change occurs until the radius grows larger than the radius at which the meeting occurs. For larger radii, there will be an additional  $k - 4$  vertices of interior angle  $\pi/2$  near the cone point.
- If a ball meets an inflection point or a cone inflection point either along one of its edges or at a vertex that is not on the orbifold boundary for smaller radii, then for radii larger than the radius at which the ball meets this singularity, the ball's boundary includes a segment of the orbifold boundary (Figure 7).





**Fig. 8.** A growing ball crosses a singularity on the boundary without meeting a new segment of boundary (left) or meets a new segment of boundary without crossing a singularity (right).

There may also be additional vertices of interior angle  $\pi/2$  near the singularity, depending on the relative angles of the ball boundary and orbifold boundary at the point singularity.

- If a portion of the boundary of a ball, already including a segment of the orbifold boundary, meets a singularity on that segment of boundary (Figure 8, left) then for larger radii there may be additional vertices of interior angle  $\pi/2$  near the singularity, depending on the relative angles of the ball boundary and orbifold boundary at the singularity.
- If a ball meets the orbifold boundary either along one of its edges or at a vertex that is not on the orbifold boundary for smaller radii, and does not meet an inflection point or cone inflection point (Figure 8, left), then the number of vertices of the ball interior to the orbifold is reduced by either one or two.

Thus, each possible combinatorial change between  $B_r(p)$  and  $B_{r+\varepsilon}(p)$  preserves the orthoconvexity of the ball. Each change either includes within the ball an additional one of the finitely many singular points in  $B_r(p)$ , or reduces the finite number of vertices of the orthoconvex region, so only finitely many such changes are possible before a ball combinatorially equivalent to  $B_r(p)$  will be reached. Therefore,  $B_r(p)$  is orthoconvex.  $\square$

## 9 Injectivity of Manhattan orbifolds

We are now ready to prove our main result.

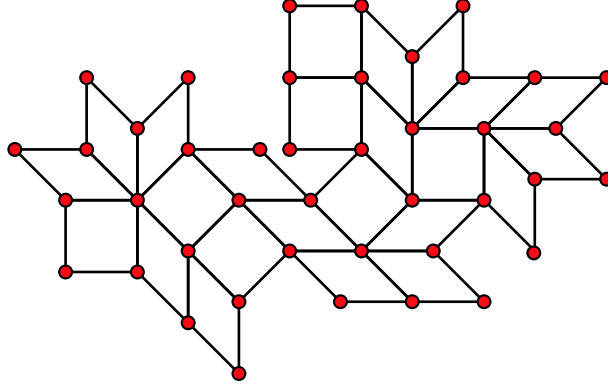
**Theorem 1.** *Any Manhattan orbifold is injective.*

*Proof.* By the result of Aronszajn and Panitchpakdi (1956) it suffices to prove that Manhattan orbifolds are path-geodesic and that their metric balls form a Helly family. The property of being path-geodesic was included in our definition of Manhattan orbifolds, and the Helly property of balls follows from Lemma 5 and Lemma 6.  $\square$

## 10 Tight spans of graphs

As Isbell (1964) showed, any metric space  $(X, d)$  can be isometrically embedded in a unique minimal injective space  $T(X)$  called its *injective envelope*, *hyperconvex hull*, or *tight span*. The tight span of a finite metric space can be defined as the set of functions  $f : X \mapsto \mathbb{R}$ , with the  $L_\infty$  metric, satisfying the following properties:

- For every  $p$  and  $q$  in  $X$ ,  $f(p) + f(q) \geq d(p, q)$ . In particular, taking  $p = q$ ,  $f(p) \geq 0$ .
- For every  $p$  in  $X$  there exists  $q$  in  $X$  such that  $f(p) + f(q) = d(p, q)$ .



**Fig. 9.** A squaregraph.

This functions satisfying only the first of these two properties form a set  $P(X)$  called the *associated polytope* of  $X$ ; the tight span can be viewed geometrically as the union of the bounded faces of this polytope. Each point  $p$  in  $X$  corresponds to a function  $f_p(q) = d(p, q)$ , and it is straightforward to verify that this correspondence is an isometric embedding of  $X$  into its tight span. If  $X$  is isometrically embedded into any injective space  $S$ , we can extend the embedding to  $T(X)$ : to find the point in  $S$  corresponding to a function  $f$ , use the Helly property of balls to find an intersection point of the balls  $B_{f(p)}(p)$ . On the other hand,  $T(X)$  must contain an isometric copy of  $T(Y)$  for every  $Y \subset X$ .

**Lemma 7.** *Let  $S$  be an injective metric space, let  $X$  be a subspace of  $S$ , and let  $X_i$  be a family of subsets of  $X$ . Suppose that for each  $X_i$  there is a unique embedding of  $T(X_i)$  in  $S$  that is the identity on  $X_i$ , and suppose that the union of these copies of  $T(X_i)$  covers  $S$ . Then  $S$  is isometric to  $T(X)$ .*

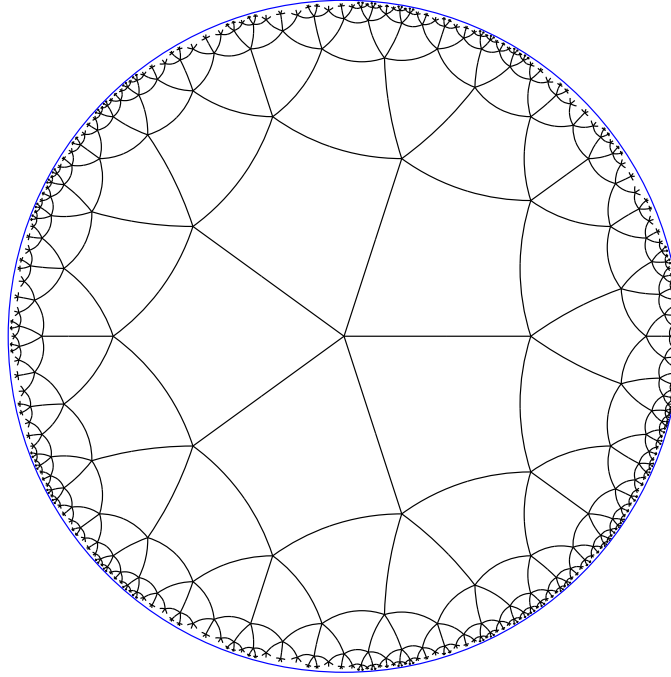
*Proof.* As discussed above,  $T(X)$  must embed isometrically into  $S$ , as it does in every injective superset of  $X$ . But this embedding must include a copy of each  $T(X_i)$ , and therefore must cover all of  $S$ . Therefore  $T(X)$  is isometric to  $S$ .  $\square$

Little is known about tight spans of graphs, but Goodman and Moulton (2000) found the tight spans of certain graphs including cycles and hypercubes. Their results show that, for any  $k > 2$ , the tight span of a  $2k$ -cycle is a hypercube of dimension  $k$ ; in particular, no such graph can have a 2-manifold tight span.

## 11 Squaregraphs

A *squaregraph* (Chepoi et al., 2002) is a planar graph with an embedding in which all faces with the possible exception of the outer face are quadrilaterals and in which all vertices not part of the outer face have four or more incident edges. See Figure 9 for an example.

To embed the squaregraph into an injective space, we associate each interior face of the squaregraph with a unit square of the Manhattan metric, and glue these squares together when the corresponding faces share an edge. The resulting space is clearly a Manhattan orbifold, hence injective. A squaregraph is a special case of a median graph (Bandelt and Chepoi, 2005), and this construction can be viewed as assigning the  $L_1$  metric to the *median polyhedral complex* (Bandelt and Chepoi, 2005; van de Vel, 1993) of the graph. It is known that the  $L_\infty$  metric on the median polyhedral complex is injective (Bandelt and Chepoi, 2005; Mai and Tang, 1983; van de Vel, 1998) however it does not contain an isometric copy of the original squaregraph, as vertices on opposite corners of a face are mapped to a unit distance apart. Using the  $L_1$  metric for the median polyhedral complex avoids this problem.



**Fig.10.** The  $\{4,5\}$  tessellation of the hyperbolic plane. Image produced using a Java applet written by Don Hatch, <http://www.plunk.org/~hatch/HyperbolicApplet/>.

**Lemma 8.** *The map from each vertex of a squaregraph to the corresponding point of its  $L_1$  median polyhedral complex is isometric.*

*Proof.* Any path in the surface can be transformed, one square at a time starting with the vertex at the endpoint of the path, to a path of equal length that avoids the interior of any square. Therefore, the distance between vertices in the original graph equals the length of the shortest path in the surface.  $\square$

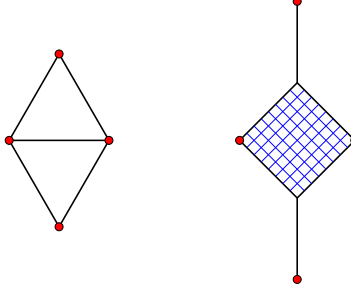
**Theorem 2.** *The  $L_1$  median polyhedral complex of a squaregraph is isometric to its tight span.*

*Proof.* We have already seen that this complex is injective, and that it contains an isometric copy of the graph. For each interior face of the graph, we associate a set  $X_i$  consisting of the four vertices of that face; the tight span  $T(X_i)$  embeds uniquely into the complex as the square corresponding to that face. Therefore, by Lemma 10, the complex is the tight span of the whole graph.  $\square$

It is tempting to try to extend this result to more general median graphs, however in general the tight span of a median graph cannot be formed from its median complex. In particular, as Goodman and Moulton (2000) showed, the tight span of a cube graph is not homeomorphic to a geometric cube, but rather to a four-dimensional polytope.

## 12 An infinite squaregraph

Figure 10 shows the  $\{4,5\}$  tessellation of the hyperbolic plane, a tiling of the plane by congruent squares meeting five at a corner. As is evident from the figure, this tessellation is an infinite squaregraph. Theorem 2 applies equally well to infinite squaregraphs as it does to finite squaregraphs, so the tight span of this squaregraph is an unbounded Manhattan orbifold formed by replacing the hyperbolic metric within each square of the tiling by a unit square with the Manhattan metric.



**Fig. 11.** A four-vertex graph with two triangles, and its tight span.

With a suitable scaling factor, this surface can be mapped one-to-one onto the hyperbolic plane in such a way that the map distorts any distance by a small constant factor, analogously to the way the Manhattan metric on the plane distorts the Euclidean distance by at most a factor of  $\sqrt{2}$ . It is possible that this injective approximation to the Euclidean metric may find some applications in geometric approximation algorithms for the hyperbolic plane (Eppstein, 2006; Krauthgamer and Lee, 2006), analogous to algorithms that approximate the Euclidean plane by a Manhattan metric. For instance, Bein et al. (2002) develop a 3-competitive 3-server algorithm in the Manhattan plane, from which it immediately follows that the same algorithm is  $3\sqrt{2}$ -competitive in the Euclidean plane. If this algorithm could be generalized from the Manhattan plane to other Manhattan orbifolds, it could be made to apply in the same way to the hyperbolic plane.

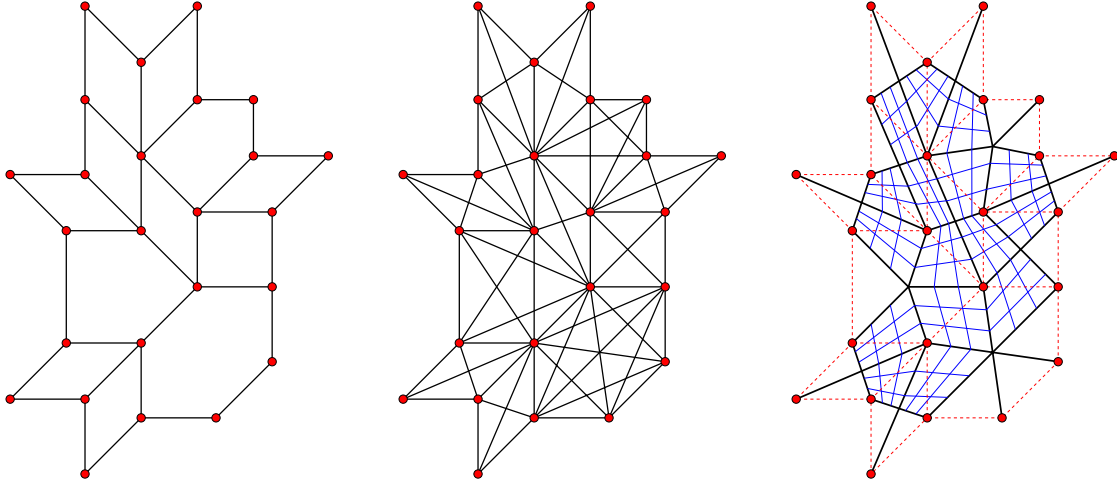
### 13 Beyond squaregraphs

Not every graph with a two-dimensional tight span is a squaregraph. For instance, if  $G$  is a complete graph minus one edge (Figure 11) its tight span consists of a square with side length  $1/2$  in the Manhattan plane, together with two one-dimensional *whiskers* consisting of length- $1/2$  paths connected to two opposite corners of the square. The vertices of the graph embed in the tight span as the endpoints of the whiskers and the remaining two corners of the square.

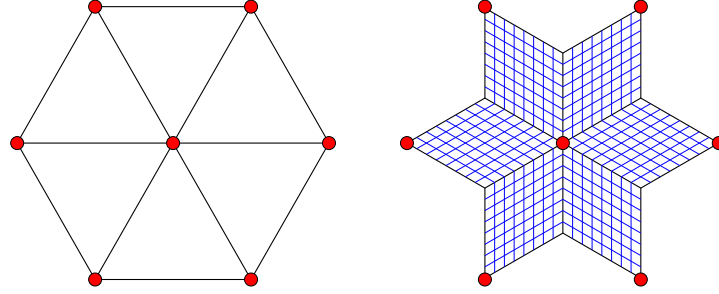
We can use this square-and-whiskers construction to form the tight spans of a much larger class of graphs, including some highly nonplanar graphs. A *kinggraph* (Chepoi et al., 2002) is a graph formed from a squaregraph by adding edges connecting the diagonals of each of the squaregraph's quadrilateral faces. For instance, the graph formed in this way from an  $8 \times 8$  grid graph represents the possible moves of a king on a chessboard. More generally, if  $G$  is any graph embedded in the plane in such a way that each interior face has four or more edges and each interior vertex has degree at least four, then we define a *cliquegraph* (Figure 12) to be the graph formed by adding edges connecting any two vertices belonging to the same face in  $G$ .

**Theorem 3.** *The tight span of any cliquegraph is a Manhattan orbifold together with possibly some length- $1/2$  whiskers attached to the boundary of the orbifold.*

*Proof.* We form a Manhattan orbifold by associating a square of side length  $1/2$  in Manhattan geometry with each internal edge of the planar graph  $G$  from which the cliquegraph was formed. We associate two opposite corners of the square with the two vertices at the endpoints of the edges, and the other two opposite corners with the two faces on opposite sides of the edge; this association gives us a gluing rule for connecting the squares into a single surface. The requirements that  $G$  have four edges per interior vertex or face imply that this surface is a Manhattan orbifold. For any vertex that is not the endpoint of an internal edge of the graph, we add an whisker of length  $1/2$  connecting that vertex to the point associated with the face to which it belongs. This construction is illustrated in Figure 12.



**Fig. 12.** A planar graph in which all interior vertices and face have four edges, the corresponding cliquegraph, and its tight span.



**Fig. 13.** A wheel and its tight span.

It is clear that distances in the resulting surface are at most equal to distances in the graph. By an argument similar to that of Lemma 8, any path in the surface starting and ending at a vertex corresponds to a path with the same length and the same endpoints that avoids points in the interior of the glued-together squares; each adjacent pair of square edges in such a path has length one and connects two adjacent vertices of the cliquegraph, so distances in the surface equal distances in the graph. Thus, we have embedded the cliquegraph isometrically into an injective space.

Each whisker of the construction is part of the tight span of the whisker endpoint and another vertex on the same face, a tight span that embeds uniquely into our constructed surface. Each of the squares from which our surface is formed is part of the tight span of a two-triangle graph formed from the edge corresponding to the square together with two other vertices of the two faces on opposite sides of that edge; again, this tight span embeds uniquely into our surface. Therefore, by Lemma 10, our construction is the tight span of the whole graph.  $\square$

A *wheel* is a planar graph formed from a cycle and one additional vertex, called the hub of the wheel; it has edges connecting every vertex of the cycle to the hub (Figure 13).

**Theorem 4.** *If  $G$  is a wheel with more than four vertices, then the tight span of  $G$  is a Manhattan orbifold.*

*Proof.* For each vertex of the cycle in the wheel, we form a square in Manhattan geometry with side length  $1/2$ ; we glue these squares together at a common cone point, placing the hub of the graph at this cone point and the cycle vertices of the graph on each square diagonally opposite the hub, as shown in Figure 13. As in Theorem 3, each of the squares from which our surface is formed is part of the tight span of two adjacent

triangles in the wheel, and each such tight span embeds uniquely into the overall surface, so by Lemma 10, our construction is the tight span of the whole graph.  $\square$

A four-vertex wheel is just a clique  $K_4$ , the tight span of which consists of four length-1/2 whiskers connected at a common vertex. Thus it, too, can be isometrically embedded into a Manhattan orbifold, although its tight span is only one-dimensional.

With squaregraphs, cliquegraphs, and wheels, we have not exhausted the set of graphs that may be isometrically embedded into Manhattan orbifolds. A 5-vertex cycle, for instance, may be isometrically embedded into an order-5 rectilinear cone; its tight span is formed by five squares, with side length 1/2 in Manhattan geometry, glued together at a common vertex. A *house* formed by adding a single diagonal to the 5-cycle may be embedded directly into the Manhattan plane; its tight span is a unit Manhattan square together with an whisker attached to the midpoint of one of the square's edges. It would be of interest to characterize the isometric subgraphs of Manhattan orbifolds, but such a result is beyond the scope of the present work.

## References

- Nachman Aronszajn and Prom Panitchpakdi. Extensions of uniformly continuous transformations and hyperconvex metric spaces. *Pacific Journal of Mathematics*, 6:405–439, 1956.
- Hans-Jürgen Bandelt and Victor Chepoi. Metric graph theory and geometry: a survey. Manuscript, 2005.
- Wolf Bein, Marek Chrobak, and Lawrence L. Larmore. The 3-server problem in the plane. *Theoretical Computer Science*, 287: 387–391, 2002.
- Victor Chepoi, Feodor Dragan, and Yann Vaxès. Center and diameter problems in plane triangulations and quadrangulations. In *Proceedings of the Thirteenth Annual ACM-SIAM Symposium on Discrete Algorithms*, pages 346–355, 2002.
- Marek Chrobak and Lawrence L. Larmore. Generosity helps, or an 11-competitive algorithm for three servers. *Journal of Algorithms*, 16:234–263, 1994.
- Andreas W. M. Dress, Katharina T. Huber, and Vincent Moulton. Metric spaces in pure and applied mathematics. *Documenta Mathematica*, pages 121–139, 2001. Special issue, Proceedings Quadratic Forms LSU.
- David Eppstein. Squarepants in a tree: sum of subtree clustering and hyperbolic pants decomposition. Electronic preprint cs.CG/0604034, arXiv.org, 2006.
- Oliver Goodman and Vincent Moulton. On the tight span of an antipodal graph. *Discrete Mathematics*, 218(1–3):73–96, 2000.
- John R. Isbell. Six theorems about injective metric spaces. *Comment. Math. Helv.*, 39:65–76, 1964.
- Dénes König. *Theorie der Endlichen und Unendlichen Graphen: Kombinatorische Topologie der Streckenkomplexe*. Akad. Verlag, 1936.
- Robert Krauthgamer and James R. Lee. Algorithms on negatively curved spaces. In *Proc. 47th IEEE Symp. Foundations of Computer Science*, 2006.
- Lawrence L. Larmore and James A. Oravec. T-theory applications to online algorithms for the server problem. Electronic preprint cs.DS/0611088, arXiv.org, 2006.
- Jie-Hua Mai and Yun Tang. An injective metrization for collapsible polyhedra. *Proceedings of the American Mathematical Society*, 88:333–337, 1983.
- Marcel van de Vel. *Theory of Convex Structures*. Elsevier, 1993.
- Marcel van de Vel. Collapsible polyhedra and median spaces. *Proceedings of the American Mathematical Society*, 126: 2811–2818, 1998.