

A singular perturbation approach for choosing PageRank damping factor

Konstantin Avrachenkov*, Nelly Litvak[†] and Kim Son Pham[‡]

Abstract

The choice of the PageRank damping factor is not evident. The Google's choice for the value $c = 0.85$ was a compromise between the true reflection of the Web structure and numerical efficiency. However, the Markov random walk on the original Web Graph does not reflect the importance of the pages because it absorbs in dead ends. Thus, the damping factor is needed not only for speeding up the computations but also for establishing a fair ranking of pages. In this paper, we propose new criteria for choosing the damping factor, based on the ergodic structure of the Web Graph and probability flows. Specifically, we require that the core component receives a fair share of the PageRank mass. Using singular perturbation approach we conclude that the value $c = 0.85$ is too high and suggest that the damping factor should be chosen around $1/2$. As a by-product, we describe the ergodic structure of the OUT component of the Web Graph in detail. Our analytical results are confirmed by experiments on two large samples of the Web Graph.

Keywords: PageRank, Web Graph, Singular Perturbation Theory

1 Introduction

Surfers on the Internet frequently use search engines to find pages satisfying their query. However, there are typically hundreds or thousands of relevant pages available on the Web. Thus, listing them in a proper order is a crucial and non-trivial task. One can use several criteria to sort relevant answers. It turns out that the link-based criteria provide rankings that appear to be very satisfactory to Internet users. The examples of link-based criteria are PageRank [18] used by search engine Google, HITS [12] used by search engines Teoma and Ask, and SALSA [16].

In the present work we restrict ourselves to the analysis of the PageRank criterion and use the following definition of PageRank from [15]. Denote by n the total number of pages on the Web and define the $n \times n$ hyperlink matrix P as follows:

$$p_{ij} = \begin{cases} 1/d_i, & \text{if page } i \text{ links to } j, \\ 1/n, & \text{if page } i \text{ is dangling,} \\ 0, & \text{otherwise,} \end{cases} \quad (1)$$

for $i, j = 1, \dots, n$, where d_i is the number of outgoing links from page i . We recall that the page is called dangling if it does not have outgoing links. In order to make the hyperlink graph connected, it is assumed that at each step, with some probability, a random surfer goes to an arbitrary Web page sampled from the uniform distribution. Thus, the PageRank is defined as a stationary distribution of a Markov chain whose state space is the set of all Web pages, and the transition matrix is

$$G = cP + (1 - c)(1/n)E, \quad (2)$$

*INRIA Sophia Antipolis, France, E-mail: k.avrachenkov@sophia.inria.fr

[†]University of Twente, The Netherlands, E-mail: n.litvak@utwente.nl

[‡]St.Petersburg State University, Russia, E-mail: sonsecure@yahoo.com.sg

where E is a matrix whose all entries are equal to one, and $c \in (0, 1)$ is a probability of following a hyperlink. The constant c is often referred to as a damping factor. The Google matrix G is stochastic, aperiodic, and irreducible, so there exists a unique row vector π such that

$$\pi G = \pi, \quad \pi \mathbf{1} = 1, \quad (3)$$

where $\mathbf{1}$ is a column vector of ones. The row vector π satisfying (3) is called a PageRank vector, or simply PageRank. If we consider a surfer that follows a hyperlink with probability c and jumps to a random page with probability $1 - c$, then π_i can be interpreted as a stationary probability that the surfer is at page i .

The damping factor c is a crucial parameter in the PageRank definition. It regulates the level of the uniform noise introduced to the system. Based on the publicly available information Google originally used $c = 0.85$. There is the following empirical explanation of this choice, see e.g. [15]: it seems that the closer the value of the damping factor to one, the better the graph structure of the Web is represented in the PageRank vector. However, when the value of c approaches one, the rate of power iteration method slows down significantly. The choice $c = 0.85$ appears to be a reasonable compromise between the two antagonistic objectives. However, in [7] the authors argue that choosing the value of c too close to one is not necessarily a good thing to do. Not only the power iteration method becomes very slowly convergent but also the ranking of the important pages becomes distorted. Independently of [7], this phenomenon was also mentioned in [2]. We also remark that another incentive to reduce c is that it will increase the robustness of the PageRank towards small changes in the link structure. That is, with smaller c , one can bound the influence of outgoing links of a page (or a small group of pages) on the PageRank of other groups [6] and on its own PageRank [2].

In the present work, we go further than [7, 2] and suggest that even the value $c = 0.85$ is by far too large. Our argument is that one has to make a choice of c to reflect the natural intensity of the probability flow in the absorbing Markov chain associated with the Web Graph. Our argument is based on the singular perturbation theory [1, 13, 19, 21]. It turns out that the value of c that adequately reflects the flow of probability is very close to $1/2$. We note that the value $c = 1/2$ was used in [9] to find gems in scientific citations, where the authors justified this choice by intuitive argument discussed in more detail in Section 6. In this work, we present a mathematical evidence for setting $c = 1/2$ in the PageRank formula.

Of course, a drastic reduction of c considerably accelerates the computation of PageRank by numerical methods [3, 5, 15]. We would like to mention that choosing smaller value for the damping factor could have similar effect on numerical methods as choosing fast decreasing damping function [4].

As a by-product of the application of the singular perturbation approach we obtain a refinement of the graph structure of the Web. We demonstrate that the dead-end strongly connected components have unjustifiably large PageRank with damping factor $c = 0.85$ and by taking $c = 0.5$ one can mitigate this problem. The results presented in this work are confirmed by experimental data that we obtained from two large samples of the Web Graph, described in Section 2.

The main contributions of this paper are as follows. First, in Section 3, we describe the ergodic structure of the Web Graph and show how this structure changes under assumption that the dangling pages have a link to all pages in the Web, as in (1). In particular, we discover an Extended Strongly Connected Component (ESCC) that contains a majority of the Web pages. Using the theory of singular perturbations, we find an exact formula for the limiting PageRank distribution when $c \rightarrow 1$. This result immediately implies that the limiting PageRank mass of ESCC equals zero. Next, in Section 4, we analytically characterize the PageRank mass of ESCC as a function of c , and we obtain simple bounds for this function. Further, in Section 5, we argue that $c = 1/2$ ensures that ESCC receives a fair share of total PageRank mass. We conclude with a short discussion of the present results and future research directions in Section 6.

2 Datasets

For our numerical experiments, we have collected two Web Graphs, which we denote by INRIA and FrMathInfo. The Web Graph INRIA was taken from the site of INRIA, the French Research Institute of Informatics and Automatics. The seed for the INRIA collection was Web page www.inria.fr. It is a typical large Web site with around 300.000 pages and 2 millions hyperlinks. We have crawled the INRIA site until we have collected all pages belonging to INRIA.

The Web Graph FrMathInfo was crawled with the initial seeds of 50 mathematics and informatics laboratories of France, taken from Google Directory. The crawl was executed by breadth first search and the depth of this crawl was 6. The FrMathInfo Web Graph contains around 700.000 pages and 8 millions hyperlinks. We expect our datasets to be enough representative. This is justified by the fractal structure of the Web [10].

The link structure of these two Web Graphs is stored in Oracle database. Due to sparsity of the Web Graph and reasonable sizes of our datasets, we can store the adjacency lists in RAM to speed up the computation of PageRank and other quantities of interest. This enables us to make more iterations, which is extremely important in the case when the damping factor c is close to one. Our PageRank computation program consumes about one hour to make 500 iterations for the FrMathInfo dataset and about half an hour for the INRIA dataset for the same number of iterations. Our algorithms for discovering the ergodic structures of the Web Graph are based on Breadth First Search and Depth First Search methods, which are linear in the sum of number of nodes and links.

3 Ergodic structure of the Web Graph

In [8, 14] the authors have studied the graph structure of the Web. In particular, in [8, 14] it was shown that the Web Graph can be divided into three principle components: the Giant Strongly Connected Component, to which we simply refer as SCC component, the IN component and the OUT component. The SCC component is the largest strongly connected component in the Web Graph. In fact, it is larger than the second largest strongly connected component by several orders of magnitude. Following hyperlinks one can come from the IN component to the SCC component but it is not possible to return back. Then, from the SCC component one can come to the OUT component and it is not possible to return to SCC from the OUT component.

With this structure in mind, we would like to analyze ergodic properties of the random walk on the Web Graph. If a node has outgoing links, then such random walk follows one of these links with uniform distribution. However, as in the definition of PageRank, we have to define how the process evolves when it reaches one of dangling nodes. This choice has a crucial influence on the ergodic structure of the associated Markov chain. There are three natural possibilities: 1) the process is absorbed in the dangling node; 2) the process moves to the predecessor node, or 3) the process moves to an arbitrary node. In this paper we focus on the latter option, which is used in the original PageRank model [18]. The first two options are definitely worthy to be considered as well, and it is a nice topic for future research.

Thus, throughout the paper we consider a random walk with transition matrix P given by (1). As we shall see below, the analysis of the ergodic structure of P leads to a more detailed description of the OUT component, and it allows us to evaluate the effect of damping factor on PageRank. Obviously, the graph induced by P has a much higher connectivity than the original Web Graph. In particular, if the random walk can move from a dangling node to an arbitrary node with the uniform distribution, then the Giant SCC component increases further in size. We refer to this new strongly connected component as the Extended Strongly Connected Component (ESCC). First, we note that due to the artificial links from the dangling nodes, the SCC component and IN component are now inter-connected and are parts of the Extended SCC. Then, if there are dangling nodes emanating from some nodes in the OUT component, these nodes together with all their predecessors become a part of the Extended SCC. Let us consider an example of the graph presented in Figure 1. Node 0 represents the IN component, nodes from 1 to 3 form the SCC

component, and the rest of the nodes, nodes from 4 to 11, are in the OUT component. Node 5 is a dangling node, thus, artificial links go from the dangling node 5 to all other nodes. After addition of the artificial links, all nodes from 0 to 5 form a new strongly connected component, which is the ESCC in this example.

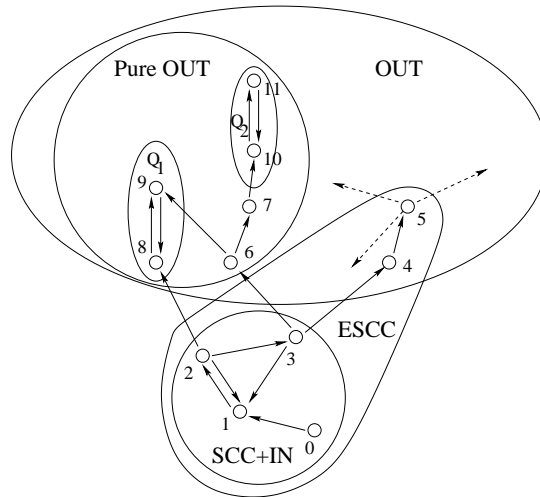


Figure 1: Example of a graph

By renumbering the nodes, the transition matrix P can be then transformed to the following form

$$P = \begin{bmatrix} Q & 0 \\ R & T \end{bmatrix}, \quad (4)$$

where the block T corresponds to the Extended SCC, the block Q corresponds to the part of the OUT component without dangling nodes and their predecessors, and the block R corresponds to the transitions from ESCC to the nodes in block Q . We refer to the set of nodes in the block Q as Pure OUT component. In the example of graph on Figure 1 the Pure OUT component consists of nodes from 6 to 11. Typically, the Pure OUT component is much smaller than the Extended SCC component. The sizes of all components for our two datasets are displayed in Table 1. We would like to note that the zero size of the IN components should not come as a surprise. To crawl the Web Graph we have used the Breadth First Search method and have started from important pages. Therefore, it is natural that the seed pages belong to the Giant SCC and there is no IN component. For the purposes of the present research the absence of the IN component is not a problem as the dangling nodes unite the IN and the Giant SCC into the Extended SCC.

As was observed in [17], the PageRank vector can be expressed by the following formula

$$\pi = \frac{1-c}{n} \mathbf{1}^T [I - cP]^{-1}. \quad (5)$$

If we substitute the expression (4) for the transition matrix P into (5), we obtain the following formula for the part of the PageRank vector corresponding to the nodes in ESCC:

$$\pi_T = \frac{1-c}{n} \mathbf{1}^T [I - cT]^{-1},$$

or, equivalently,

$$\pi_T = \alpha(1-c)u_T[I - cT]^{-1}, \quad (6)$$

where $\alpha = n_T/n$ and n_T is the number of nodes in ESCC, and where u_T is the uniform distribution over all ESCC nodes. We shall also use $n_Q = n - n_T$, which is the number of nodes in the Pure OUT component.

First, we note that since matrix T is substochastic, the inverse $[I-T]^{-1}$ exists and consequently $\pi_T \rightarrow 0$ as $c \rightarrow 1$. Clearly, as was also observed in [7], it is not good to take the value of c too close to one. Next, we argue that even the value of 0.85 is too large.

Let us analyze the structure of the Pure OUT component in more detail. It turns out that there are many disjoint strongly connected components inside the Pure OUT component. One can see the histograms of the SCCs' sizes of the Pure OUT for two our datasets INRIA and FrMathInfo in Figures 2 and 3. In particular, there are many SCCs of size 2 and 3 in the Pure OUT component.

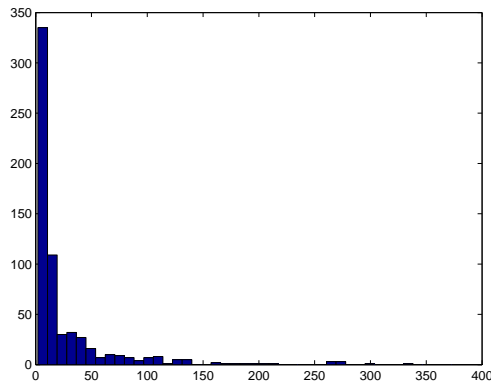


Figure 2: Histogram of SCCs' sizes of Pure OUT, INRIA dataset

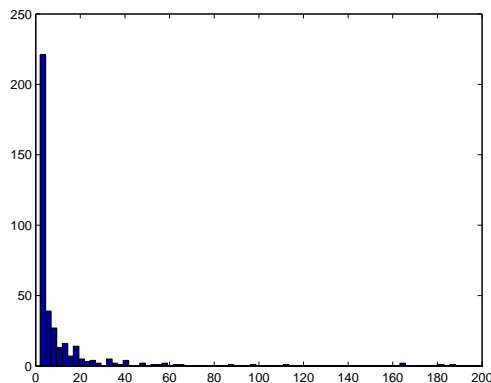


Figure 3: Histogram of SCCs' sizes of Pure OUT, FrMathInfo dataset

By appropriate renumbering of the states, we can refine (4) as follows:

$$P = \begin{bmatrix} Q_1 & & & & 0 \\ & \ddots & & & \\ 0 & & Q_m & & \\ S_1 & \cdots & S_m & S_0 & 0 \\ R_1 & \cdots & R_m & R_0 & T \end{bmatrix}, \quad (7)$$

For instance, in example of the graph from Figure 1, the nodes 8 and 9 correspond to block Q_1 , nodes 10 and 11 correspond to block Q_2 , and nodes 6 and 7 correspond to blocks S .

Since the random walk will be eventually absorbed in one of the Q blocks, we can simplify

notations for our further analysis. Namely, define the submatrices

$$\tilde{R}_i = \begin{bmatrix} S_i \\ R_i \end{bmatrix}, \quad i = 1, \dots, m; \quad \tilde{T} = \begin{bmatrix} S_0 & 0 \\ R_0 & T \end{bmatrix}.$$

Then the structure (7) becomes

$$P = \begin{bmatrix} Q_1 & & 0 & 0 \\ & \ddots & & \\ 0 & & Q_m & 0 \\ \tilde{R}_1 & \cdots & \tilde{R}_m & \tilde{T} \end{bmatrix}. \quad (8)$$

Next, we note that if $c < 1$, then the Markov chain induced by matrix G is ergodic. However, if $c = 1$, the Markov chain becomes non-ergodic. In particular, if the process moves to one of the Q_i blocks, it will never leave this block. Hence, the random walk governed by the Google transition matrix (2) is in fact a singularly perturbed Markov chain.

According to the singular perturbation theory (see e.g., [1, 13, 19, 21]), the PageRank vector goes to some limit as the damping factor goes to one. Using the results of the singular perturbation theory we can characterize explicitly this limit.

Proposition 1 *Let μ_i be a limiting stationary distribution of the Markov process governed by P when the process settles in Q_i , the i -th SCC of the Pure OUT component. Namely, vector μ_i is a unique solution of the equations*

$$\mu_i Q_i = \mu_i, \quad \mu_i \mathbf{1} = 1.$$

Then, we have

$$\lim_{c \rightarrow 1} \pi(c) = [\bar{\pi}_1 \ \cdots \ \bar{\pi}_m \ 0],$$

where

$$\bar{\pi}_i = \left(\frac{n_i}{n} + \frac{n_{\tilde{T}}}{n} u_{\tilde{T}} [I - \tilde{T}]^{-1} \tilde{R}_i \mathbf{1} \right) \mu_i, \quad (9)$$

for $i = 1, \dots, m$ and the zeros at the end of the limiting vector correspond to all nodes, which are not in Q_i , $i = 1, \dots, n$, that is, not in any SCC of the Pure OUT component.

Proof: First, we note that if we make a change of variables $\varepsilon = 1 - c$ the Google matrix becomes a transition matrix of a singularly perturbed Markov chain as in Lemma 1 with $C = \frac{1}{n} \mathbf{1} \mathbf{1}^T - P$. Let us calculate the aggregated generator matrix D .

$$D = MCQ = \frac{1}{n} \mathbf{1} \mathbf{1}^T Q - MPQ$$

Using $MP = M$, $MQ = I$, and $M\mathbf{1} = \mathbf{1}$ where vectors $\mathbf{1}$ are of appropriate dimensions, we obtain

$$D = \frac{1}{n} \mathbf{1} \mathbf{1}^T Q - I = \frac{1}{n} \mathbf{1} [n_1 + n_{\tilde{T}} u_{\tilde{T}} [I - \tilde{T}]^{-1} \tilde{R}_1 \mathbf{1}, \dots, n_m + n_{\tilde{T}} u_{\tilde{T}} [I - \tilde{T}]^{-1} \tilde{R}_m \mathbf{1}] - I$$

Since the aggregated transition matrix $D + I$ has identical rows, its stationary distribution ν is just equal to these rows. Thus, invoking Lemma 1 we obtain (9).

The second term inside the brackets in formula (9) corresponds to the PageRank mass that an SCC component in Pure OUT receives from the Extended SCC. If c is close to one, then this contribution can outweigh by far the fair share of the PageRank which is given by $\frac{n_i}{n}$. For instance, in our numerical experiments with $c = 0.85$, the PageRank mass of the Pure OUT component in the INRIA dataset equals $1.95n_Q/n$, whereas a ‘fair share’ is n_Q/n . In the other dataset, FrMathInfo, the unfairness is even more pronounced: the PageRank mass of the Pure OUT component is $3.44n_Q/n$. This gives users an incentive to create ‘dead-ends’: groups of pages that link only to each other. In the next sections we quantify the influence of parameter c and show that in order to obtain balanced probability flow, c should be taken around $1/2$.

	<i>INRIA</i>	<i>FrMathInfo</i>
Total size	318585	764119
Number of nodes in SCC	154142	333175
Number of nodes in IN	0	0
Number of nodes in OUT	164443	430944
Number of nodes in ESCC	300682	760016
Number of nodes in Pure OUT	17903	4103
Number of SCCs in OUT	1148	1382
Number of SCCs in Pure Out	631	379

Table 1: Component sizes in INRIA and FrMathInfo datasets

4 PageRank mass of ESCC

Let us consider the PageRank mass of the Extended SCC component (ESCC) described in the previous section. Thus, we continue to analyze the transition matrix in the form presented in (4). Our goal now is to characterize the behavior of the total PageRank mass of the ESCC component as a function of $c \in [0, 1]$. From (6) we have

$$\begin{aligned} \|\pi_T(c)\|_1 &= \pi_T(c)\mathbf{1} = (1-c)\alpha u_T [I - cT]^{-1}\mathbf{1} \\ &= (1-c)\alpha u_T \sum_{k=0}^{\infty} c^k T^k \mathbf{1}. \end{aligned} \quad (10)$$

Clearly, since T is substochastic, we have $\|\pi_T(0)\|_1 = \alpha$ and $\|\pi_T(1)\|_1 = 0$. Also, it is easy to show that

$$\frac{d}{dc} \|\pi_T(c)\|_1 = -\alpha u_T [I - cT]^{-2} [I - T] \mathbf{1} < 0$$

and

$$\frac{d^2}{dc^2} \|\pi_T(c)\|_1 = -2\alpha u_T [I - cT]^{-3} T [I - T] \mathbf{1} < 0.$$

Hence, $\|\pi_T(c)\|_1$ is a concave decreasing function.

In order to get a better idea about the behavior of this function, we derive a series of bounds. If we define

$$\underline{p} = \inf_{k \geq 1} [uT^k \mathbf{1}]^{1/k}, \quad \bar{p} = \sup_{k \geq 1} [uT^k \mathbf{1}]^{1/k},$$

then it follows immediately from (10) that

$$\frac{\alpha(1-c)}{1-c\underline{p}} \leq \|\pi_T(c)\|_1 \leq \frac{\alpha(1-c)}{1-c\bar{p}}. \quad (11)$$

Now, let λ_1 be the Perron-Frobenius eigenvalue of T , and let τ be a random time when a random walk induced by T leaves ESCC given that the initial distribution is uniform on ESCC. It is well known that

$$\lambda_1 = \lim_{k \rightarrow \infty} \mathbb{P}[\tau > k | \tau > k-1] = \lim_{k \rightarrow \infty} \frac{uT^k \mathbf{1}}{uT^{k-1} \mathbf{1}}$$

Thus, we evaluate λ_1 iteratively by computing

$$\lambda_1^{(k)} = \frac{uT^k \mathbf{1}}{uT^{k-1} \mathbf{1}}, \quad k \geq 1, \quad (12)$$

where the numerator and denominator are simply results of the power iterations of T . From the definition of $\lambda_1^{(k)}$ it is easy to see that if the sequence $\lambda_1^{(k)}$, $k \geq 1$, is increasing then the

sequence $(uT^k\mathbf{1})^{1/k}$, $k \geq 1$, is also increasing, and thus in this case $\bar{p} = \lambda_1$ and $\underline{p} = p_1$, where $p_1 = u_T T \mathbf{1} = \mathbb{P}(\tau > 1)$. Then equation (11) becomes

$$\frac{\alpha(1-c)}{1-cp_1} \leq \|\pi_T(c)\|_1 \leq \frac{\alpha(1-c)}{1-c\lambda_1}. \quad (13)$$

Although in our experiments we indeed observed that the sequence $\lambda_1^{(k)}$, $k \geq 1$, is increasing for both INRIA and FrMathInfo datasets, this condition is still too strong and we presume that it may fail in some cases. In the next proposition we provide much milder and more intuitive conditions under which (13) still holds.

Proposition 2 *Let λ_1 be the Perron-Frobenius eigenvalue of T , and define $p_1 = u_T T \mathbf{1}$.*

(i) *If $p_1 < \lambda_1$ then*

$$\|\pi_T(c)\|_1 < \frac{\alpha(1-c)}{1-c\lambda_1}, \quad c \in (0, 1). \quad (14)$$

(ii) *If $1/(1-p_1) < u_T[I-T]^{-1}\mathbf{1}$ then*

$$\|\pi_T(c)\|_1 > \frac{\alpha(1-c)}{1-cp_1}, \quad c \in (0, 1). \quad (15)$$

Proof. (i) The function $f(c) = \alpha(1-c)/(1-\lambda_1 c)$ is decreasing and concave, and so is $\|\pi_T(c)\|_1$. Also, $\|\pi_T(0)\|_1 = f(0) = \alpha$, and $\|\pi_T(1)\|_1 = f(1) = 0$. Thus, for $c \in (0, 1)$, the plot of $\|\pi_T(c)\|_1$ is either entirely above or entirely below $f(c)$. In particular, if the first derivatives satisfy $\|\pi_T'(0)\|_1 < f'(0)$, then $\|\pi_T(c)\|_1 < f(c)$ for any $c \in (0, 1)$. Since $f'(0) = \alpha(\lambda_1 - 1)$ and $\|\pi_T'(0)\|_1 = \alpha(p_1 - 1)$, we see that $p_1 < \lambda_1$ implies (14).

The proof of (ii) is similar. We consider a concave decreasing function $g(c) = \alpha(1-c)/(1-p_1 c)$ and note that $g(0) = \alpha$, $g(1) = 0$. Now, if the condition in (ii) holds then $g'(1) > \|\pi_T'(1)\|_1$, which implies (15). □

Note that the conditions of Proposition 2 are satisfied when the sequence $\lambda_1^{(k)}$, $k \geq 1$, is increasing in k .

The condition $p_1 < \lambda_1$, which gives the upper bound, has a clear intuitive interpretation. Let $\tilde{\pi}_T$ be a quasi-stationary distribution of T . By definition, $\tilde{\pi}_T$ is the probability-normed left Perron-Frobenius eigenvector of T , and it is well-known that $\tilde{\pi}_T$ is a limiting probability distribution obtained under condition that the random walk does not leave the ESCC component (see e.g. [20]). Hence, $\tilde{\pi}_T T = \lambda_1 \tilde{\pi}_T$, and the condition $p_1 < \lambda_1$ means that the chance to stay in ESCC for one step in the quasi-stationary regime is higher than starting from the uniform distribution u_T . This inequality looks quite natural, since the quasi-stationary distribution should somehow favor states, from which the chance to leave ESCC is lower. Therefore, although $p_1 < \lambda_1$ does not hold in general, one may expect that it should hold for transition matrices describing large entangled graphs.

With the help of the derived bounds we can conclude that the function $\|\pi_T(c)\|_1$ decreases very slowly for small and moderate values of c , and it decreases extremely fast when c becomes close to 1. This typical behavior is clearly seen in Figures 4, 5, where $\|\pi_T(c)\|_1$ is plotted with a solid line. In order to evaluate $\|\pi_T(c)\|_1$ we did not compute it separately for different values of c but rather presented it as a function of c so that *any* value of c could be substituted. For that, we stored the values $\lambda_1^{(k)}$, $k \geq 1$, and then used (10) and (12) to obtain

$$\|\pi_T(c)\|_1 = \alpha \sum_{k=0}^{\infty} c^k \prod_{l=1}^k \lambda_1^{(l)}, \quad c \in [0, 1].$$

This is a more direct approach compared to [7], where the authors used derivatives of the PageRank to present π as a function of c . As for the bounds, the values λ_1 and p_1 can be directly substituted

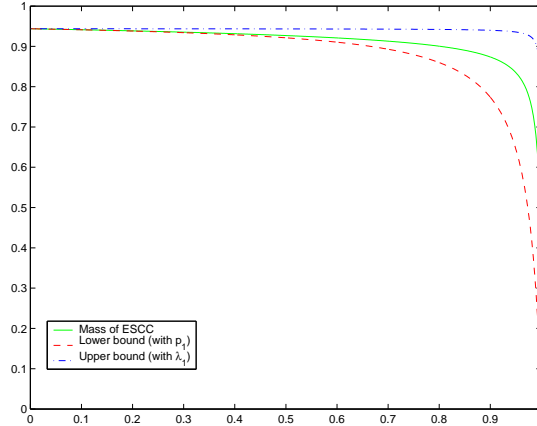


Figure 4: PageRank mass of ESCC and bounds, INRIA dataset

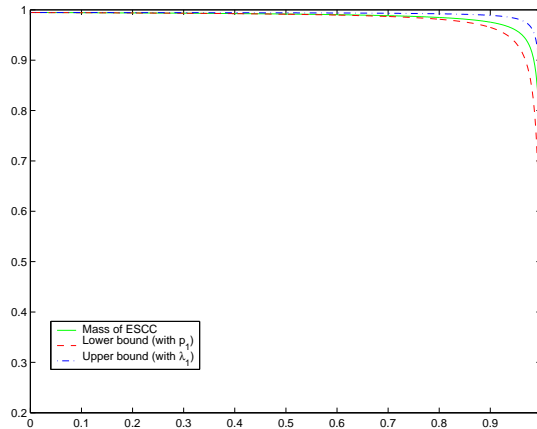


Figure 5: PageRank mass of ESCC and bounds, FrMathInfo dataset

in (14) and (15), respectively. For the INRIA dataset we have $p_1 = \lambda_1^{(1)} = 0.97557$, $\lambda_1 = 0.99954$, and for the FrMathInfo dataset we have $p_1 = 0.99659$, $\lambda_1 = 0.99937$.

In the next section we use the above results on $\|\pi_T(c)\|_1$ and its bounds to determine the values of c that reflect natural probability flows through the ESCC component.

5 Why the damping factor should be 1/2

Since ESCC is by far more important and interesting part of the Web than the Pure OUT component, it would be reasonable to ensure that the PageRank mass of ESCC is at least the fraction of nodes in this component (we denoted this fraction by α). However, because $\|\pi_T(c)\|_1$ is decreasing, and $\|\pi_T(0)\|_1 = \alpha$, it follows that the total PageRank mass of ESCC is smaller than α for any value $c > 0$.

Now let us discuss an ‘optimal’ choice of c . First of all, c can not be too close to one because in this case the PageRank mass of the giant ESCC component will be close to 0. This was observed independently in [2, 7]. Specifically, from the analysis above it follows that the value of c should not be chosen in the critical region where the PageRank mass of the ESCC component is rapidly decreasing. Luckily, the shape of the function $\|\pi_T(c)\|_1$ is such that it decreases drastically only when c is really close to one, which leaves a lot of freedom for choosing c . In particular, the famous Google constant $c = 0.85$ is small enough to ensure a reasonably large PageRank mass of ESCC.

However, as we have observed in Section 3, even moderately large values of c result in an unfairly large PageRank mass of the Pure OUT component. Now, our goal is to find the values of c that lead to a ‘fair’ distribution of the PageRank mass between the Pure OUT and the ESCC components.

Formally, we would like to define a number $\gamma \in (0, 1)$ such that a desirable PageRank mass of ESCC could be written as $\gamma\alpha$, and then find the value c^* that satisfies

$$\|\pi_T(c^*)\|_1 = \gamma\alpha.$$

Then $c \leq c^*$ will ensure that $\|\pi_T(c)\|_1 \geq \gamma\alpha$. Naturally, γ should somehow reflect the properties of the substochastic block T . For instance, as T becomes closer to stochastic matrix, γ should also increase. One possibility to do it is to define

$$\gamma = vT\mathbf{1},$$

where v is a row vector representing some probability distribution on ESCC. Then the damping factor c should satisfy

$$c \leq c^*,$$

where c^* is given by

$$\|\pi_T(c^*)\|_1 = \alpha vT\mathbf{1}. \tag{16}$$

In this setting, γ is a probability to stay in ESCC for one step if initial distribution is v . For given v , this number increases as T becomes closer to stochastic matrix. Now, the problem of choosing γ comes down to the problem of choosing v . The advantage of this approach is twofold. First, we still have all the flexibility because, depending on v , the value of γ may be literally anything between zero and one. Second, we can use a probabilistic interpretation of v to make a reasonable choice. In this paper we consider three appealing choices of v :

1. $\tilde{\pi}_T$, the quasi-stationary distribution of T ,
2. the uniform vector u_T , and
3. the normalized PageRank vector $\pi_T(c)/\|\pi_T(c)\|_1$. Note that in this case both v and γ depend on c .

First, let us take $v = \tilde{\pi}_T$, the quasi-stationary distribution of T . The motivation for taking $v = \tilde{\pi}_T$ is that $\tilde{\pi}_T$ weights the states according to their quasi-stationary probabilities, which captures the structure of T . With $v = \tilde{\pi}_T$, equation (16) becomes

$$\pi_T(c^*)\mathbf{1} = \alpha\tilde{\pi}_T T\mathbf{1} = \alpha\lambda_1.$$

In this case, $\gamma = \lambda_1$ is the probability that the random walk stays in ESCC given that it did not leave this block for infinitely long time. Hence, λ_1 is a natural measure of proximity of T to stochastic matrix.

If conditions of Proposition 2 are satisfied, then (14) and (15) hold, and thus the value of c^* satisfying (16) must be in the interval (c_1, c_2) , where

$$(1 - c_1)/(1 - p_1 c_1) = \lambda_1, \quad (1 - c_2)/(1 - \lambda_1 c_2) = \lambda_1.$$

It is easy to check that $c_1 = (1 - \lambda_1)/(1 - \lambda_1 p_1)$ and $c_2 = 1/(\lambda_1 + 1)$. Since λ_1 is very close to 1, it follows that c is bounded from above by the number $c^* \leq c_2$, where c_2 is only slightly larger than $1/2$! Numerical results for our two datasets are presented in Table 2.

From the numerical results we can see that in case when $v = \tilde{\pi}_T$, we obtain c^* close to zero. This however leads to ranking that takes into account only local information about the Web Graph. Specifically, the number of incoming links will play a dominant role in the PageRank value (see e.g. [11]). Furthermore, the interpretation of $v = \tilde{\pi}_T$ also suggests that it is not the best choice because the ‘easily bored surfer’ random walk that is used in PageRank computations never follows

v	c	INRIA	FrMathInfo
$\tilde{\pi}_T$	c_1	0.0184	0.1571
	c_2	0.5001	0.5002
	c^*	.02	.16
u_T	c_3	0.5062	0.5009
	c_4	0.9820	0.8051
	c^*	.604	.535
$\pi_T/\ \pi_T\ _1$	$1/(1 + \lambda_1)$	0.5001	0.5002
	$1/(1 + p_1)$	0.5062	0.5009

Table 2: Values of c^* with bounds.

a quasi-stationary distribution. Indeed, with probability $(1 - c)$, this random walk restarts itself from the uniform probability vector. Clearly, the intervals between subsequent restarting points are too short to reach a quasi-stationary regime.

Our second choice is the uniform vector $v = u_T$. In this case, (16) becomes

$$\|\pi_T(c^*)\|_1 = \alpha u_T T \mathbf{1} = \alpha p_1.$$

If the conditions of Proposition 2 hold then we again can use (14) and (15) to establish that $c^* \in (c_3, c_4)$, where

$$(1 - c_3)/(1 - p_1 c_3) = p_1, \quad (1 - c_4)/(1 - \lambda_1 c_4) = p_1.$$

The values of $c_3 = 1/(1 + p_1)$, $c_4 = (1 - p_1)/(1 - \lambda_1 p_1)$, and c^* for our datasets are given in Table 1. As we see, in this case, we have obtained a higher upper bound. However, the values of c^* are still much smaller than 0.85.

Note that $v = \tilde{\pi}_T$ implies $\gamma = \lambda_1$, which is a probability to stay in ESCC for one step after infinitely long time, and $v = u_T$ leads to $\gamma = p_1$, which is the probability to stay in ESCC for one step after starting afresh. Our third choice, the normalized PageRank vector $v = \pi_T/\|\pi_T\|_1$, is a symbiosis of the previous two cases. With this choice of v , according to (16), the value $c = c^*$ solves the equation

$$\begin{aligned} \|\pi_T(c)\|_1 &= \frac{\alpha}{\|\pi_T(c)\|_1} \pi_T(c) T \mathbf{1} \\ &= \frac{\alpha^2(1 - c)}{\|\pi_T(c)\|_1} u_T [I - cT]^{-1} T \mathbf{1}, \end{aligned}$$

where the last equality follows from (6). Multiplying by $\|\pi_T(c)\|_1$, we obtain

$$\begin{aligned} \|\pi_T(c)\|_1^2 &= \alpha^2(1 - c) u_T \frac{1}{c} cT [I - cT]^{-1} \mathbf{1} \\ &= \alpha^2(1 - c) u_T \frac{1}{c} cT [I - cT]^{-1} \mathbf{1} \\ &= \alpha^2(1 - c) u_T \frac{1}{c} ([I - cT]^{-1} - I) \mathbf{1} \\ &= \frac{\alpha}{c} \|\pi_T(c)\|_1 - \frac{(1 - c)\alpha^2}{c}. \end{aligned}$$

Solving the quadratic equation for $\|\pi_T(c)\|_1$, we get

$$\|\pi_T(c)\|_1 = r(c) = \begin{cases} \alpha & \text{if } c \leq 1/2, \\ \frac{\alpha(1-c)}{c} & \text{if } c > 1/2. \end{cases}$$

Hence, the value c^* solving (16) corresponds to the point where the graphs of $\|\pi_T(c)\|_1$ and $r(c)$ cross each other. First, note that there is only one such point on $(0,1)$. Furthermore, since

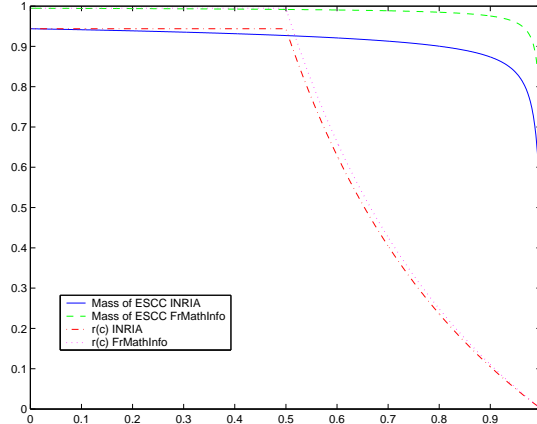


Figure 6: The value c^* with $v = \pi_T / \|\pi_T\|_1$ is the crossing point of $r(c)$ and $\|\pi_T(c)\|_1$.

$\|\pi_T(c)\|_1$ decreases very slowly unless c is close to one, and $r(c)$ starts decreasing relatively fast for $c > 1/2$, one can expect that c^* is only slightly larger than $1/2$. This is illustrated in Figure 6, where we depict $\|\pi_T(c)\|_1$ and $r(c)$ for INRIA and FrMathInfo datasets.

Under conditions of Proposition 2, we may use (14) and (15) to deduce that $r(c)$ first crosses the line $\alpha(1 - c)/(1 - \lambda_1 c)$, then $\|\pi_T(c)\|_1$, and then $\alpha(1 - c)/(1 - p_1 c)$. Thus, we yield

$$\frac{1}{1 + \lambda_1} < c^* < \frac{1}{1 + p_1}.$$

Since both λ_1 and p_1 are close to 1, this clearly indicates that c should be chosen close to $1/2$. The values for lower and upper bounds for c^* are given in Table 1. Since these bounds are tight we did not compute c^* explicitly.

To summarize, our results indicate that with $c = 0.85$, the ESCC component does not receive a fair share of the PageRank mass. Remarkably, in order to satisfy any of the three intuitive criteria of fairness presented above, the value of c should be drastically reduced. In particular, the value $c = 1/2$ looks like a well justified choice.

In future, it would be interesting to design and analyze other criteria for choosing the most ‘fair’ value of c . However, given the outcome of our studies, we foresee that any criterion based on the PageRank mass of ESCC will lead to similar results.

6 Conclusions

The choice of the PageRank damping factor is not evident. The old motivation for the value $c = 0.85$ was a compromise between the true reflection of the Web structure and numerical efficiency. However, the Markov random walk on the Web Graph does not reflect the importance of the pages because it absorbs in dead ends. Thus, the damping factor is needed not only for speeding up the computations but also for establishing a fair ranking of pages.

In this paper, we proposed new criteria for choosing the damping factor, based on the ergodic structure and probability flows. Our approach leads to the conclusion that the value $c = 0.85$ is too high, and in fact the damping factor should be chosen close to $1/2$.

As we already mentioned before, the value $c = 1/2$ was used in [9] to find gems in scientific citations. This choice was justified intuitively by stating that researchers may check references in cited papers but on average they hardly go deeper than two levels, which results in probability $1/2$ of ‘giving up’. Nowadays, when search engines work really fast, this argument also applies to Web search. Indeed, it is easier for the user to refine a query and receive a proper page in fraction of seconds than to look for this page by clicking on hyperlinks. Therefore, we may assume that a surfer searching for a page, on average, does not go deeper than two clicks.

Even if our statement that c should be $1/2$, might be received with a healthy skepticism, we hope to have convinced the reader that the study of ergodic structure of the Web helps in choosing the value of the damping factor, and in improving link-based ranking criteria in general. We believe that future research in this direction will yield new reasoning for a well grounded choice of the ranking criteria and help to discover new fascinating properties of the Web Graph.

Acknowledgments

This work is supported by EGIDE ECO-NET grant no. 10191XC and by NWO Meervoud grant no. 632.002.401. We also would like to thank Danil Nemirovsky for the collection of the Web Graph data.

Appendix: A Singular Perturbation Lemma

Lemma 1 *Let $G(\varepsilon) = P + \varepsilon C$ be a transition matrix of perturbed Markov chain.*

The perturbed Markov chain is assumed to be ergodic for sufficiently small ε different from zero. And let the unperturbed Markov chain ($\varepsilon = 0$) have m ergodic classes. Namely, the transition matrix P can be written in the form

$$P = \begin{bmatrix} Q_1 & & 0 & 0 \\ & \ddots & & \\ 0 & & Q_m & 0 \\ R_1 & \cdots & R_m & T \end{bmatrix} \in R^{n \times n}.$$

Then, the stationary distribution of the perturbed Markov chain has a limit

$$\lim_{\varepsilon \rightarrow 0} \pi(\varepsilon) = [\nu_1 \mu_1 \cdots \nu_m \mu_m \ 0],$$

where zeros correspond to the set of transient states in the unperturbed Markov chain, μ_i is a stationary distribution of the unperturbed Markov chain corresponding to the i -th ergodic set, and ν_i is the i -th element of the aggregated stationary distribution vector that can be found by solution

$$\nu D = \nu, \quad \nu \mathbf{1} = 1,$$

where $D = MCQ$ is the generator of the aggregated Markov chain and

$$M = \begin{bmatrix} \mu_1 & & 0 & 0 \\ & \ddots & & \\ 0 & & \mu_m & 0 \end{bmatrix} \in R^{m \times n}.$$

$$Q = \begin{bmatrix} \mathbf{1} & & 0 \\ & \ddots & \\ 0 & & \mathbf{1} \\ \phi_1 & \cdots & \phi_m \end{bmatrix} \in R^{n \times m}.$$

with $\phi_i = [I - T]^{-1} R_i \mathbf{1}$.

The proof of this lemma can be found in [1, 13, 21].

References

- [1] K. Avrachenkov, *Analytic Perturbation Theory and its Applications*, PhD thesis, University of South Australia, 1999.

- [2] K. Avrachenkov and N. Litvak, “The Effect of New Links on Google PageRank”, *Stochastic Models*, v.22, pp.319-331, 2006.
- [3] K. Avrachenkov, N. Litvak, D. Nemirovsky and N. Osipova, “Monte Carlo methods in PageRank computation: When one iteration is sufficient”, in press at *SIAM Journal on Numerical Analysis*, 2006.
- [4] R. Baeza-Yates, P. Boldi and C. Castillo, “Generalizing PageRank: damping functions for link-based ranking algorithms”, in *Proceedings of ACM SIGIR 2006*, pp.308-315.
- [5] P. Berkhin, “A Survey on PageRank Computing”, *Internet Mathematics*, v.2, pp.73-120, 2005.
- [6] M. Bianchini, M. Gori and F. Scarselli Inside PageRank. *ACM Trans. Internet Technology*, v.5, no.1, pp. 92–128, 2005.
- [7] P. Boldi, M. Santini and S. Vigna, “PageRank as a function of the damping factor”, in *Proceedings of WWW 2005*, pp.557-566.
- [8] A. Broder, R. Kumar, F. Maghoul, P. Raghavan, S. Rajagopalan, R. Stata, A. Tomkins and J. Wiener, “Graph structure in the Web”, *Computer Networks*, v.33, pp.309-320, 2000.
- [9] P. Chen, H. Xie, S. Maslov and S. Redner, “Finding Scientific Gems with Google”, *Arxiv preprint physics/0604130*, 2006.
- [10] S. Dill, R. Kumar, K. McCurley, S. Rajagopalan, D. Sivakumar, and A. Tomkins, “Self-similarity in the Web”, *ACM Trans. Internet Technology* v.2, no.3, pp.205-223, 2002.
- [11] S. Fortunato and A. Flammini Random Walks on Direct Networks: the Case of PageRank arXiv.org,physics,physics/0604203
- [12] J. Kleinberg, “Authoritative sources in a hyperlinked environment”, *Journal of ACM*, v.46, pp.604-632, 1999.
- [13] V.S. Korolyuk and A.F. Turbin, “Mathematical Foundations of the State Lumping of Large Systems”, Kluwer, 1993, Translation of Russian Edition from 1978.
- [14] R. Kumar, P. Raghavan, S. Rajagopalan, D. Sivakumar, A. Tompkins and E. Upfal, “The Web as a graph”, *PODS’00: Proceedings of the nineteenth ACM SIGMOD-SIGACT-SIGART Symposium on Principles of Database Systems*, pp.1-10, 2000.
- [15] A.N. Langville and C.D. Meyer, *Google’s PageRank and Beyond: The Science of Search Engine Rankings*, Princeton University Press, 2006.
- [16] R. Lempel and S. Moran, “The stochastic approach for link-structure analysis (SALSA) and the TKC effect”, *Computer Networks*, v.33, pp.387-401, 2000.
- [17] C.D. Moler and K.A. Moler, *Numerical Computing with MATLAB*, SIAM, 2003.
- [18] L. Page, S. Brin, R. Motwani and T. Winograd, “The pagerank citation ranking: Bringing order to the web”, Stanford Technical Report, 1998.
- [19] A.A. Pervozvanski and V.G. Gaitsgory, *Theory of Suboptimal Decisions: Decomposition and Aggregation*, Kluwer, 1988.
- [20] E. Seneta, *Non-negative matrices and Markov chains*, Springer, 1973.
- [21] G.G. Yin and Q. Zhang, *Discrete-Time Markov Chains: two-time-scale methods and applications*, Springer, 2005.