

LINES OF MINIMA AND TEICHMÜLLER GEODESICS

YOUNG-EUN CHOI, KASRA RAFI, AND CAROLINE SERIES

ABSTRACT. For two measured laminations ν^+ and ν^- that fill up a hyperbolizable surface S and for $t \in (-\infty, \infty)$, let \mathcal{L}_t be the unique hyperbolic surface that minimizes the length function $e^t l(\nu^+) + e^{-t} l(\nu^-)$ on Teichmüller space. We characterize the curves that are short in \mathcal{L}_t and estimate their lengths. We find that the short curves coincide with the curves that are short in the surface \mathcal{G}_t on the Teichmüller geodesic whose horizontal and vertical foliations are respectively, $e^t \nu^+$ and $e^{-t} \nu^-$. By deriving additional information about the twists of ν^+ and ν^- around the short curves, we estimate the Teichmüller distance between \mathcal{L}_t and \mathcal{G}_t . We deduce that this distance can be arbitrarily large, but that if S is a once-punctured torus or four-times-punctured sphere, the distance is bounded independently of t .

1. INTRODUCTION

Suppose that ν^+ and ν^- are measured laminations which fill up a hyperbolizable surface S . The object of this paper is to compare two paths in the Teichmüller space $\mathcal{T}(S)$ of S determined by ν^+ and ν^- . The first is the Teichmüller geodesic $\mathcal{G} = \mathcal{G}(\nu^+, \nu^-)$, whose time t Riemann surface $\mathcal{G}_t \in \mathcal{G}$ supports a quadratic differential q_t whose horizontal and vertical foliations are $\nu_t^+ = e^t \nu^+$ and $\nu_t^- = e^{-t} \nu^-$, respectively [7]. It is characterized as the locus where the product of the extremal lengths $E(\nu^+)E(\nu^-)$ attains its minimum value. The second is the Kerckhoff line of minima $\mathcal{L} = \mathcal{L}(\nu^+, \nu^-)$ [11]. At time t , $\mathcal{L}_t \in \mathcal{L}$ is the unique hyperbolic surface that minimizes the length function $l(\nu_t^+) + l(\nu_t^-) = e^t l(\nu^+) + e^{-t} l(\nu^-)$ on $\mathcal{T}(S)$. Lines of minima have many properties in common with Teichmüller geodesics, see [11], and have been shown to be closely linked to deforming Fuchsian into quasifuchsian groups by bending, see [24].

Part of the motivation for studying this question stems from a central ingredient of the proof of the ending lamination theorem [4]. Suppose that N is a hyperbolic 3-manifold homeomorphic to $S \times \mathbb{R}$. The ending lamination theorem states that N is completely determined by the asymptotic invariants of its two ends. A key step is to show that if these end invariants are induced by the laminations ν^+ and ν^- , then

the curves on S which have short geodesic representatives in N have a combinatorial characterization in terms of the complex of curves of S . Roughly speaking, a curve is short in N if and only if the distance between the projections of ν^+ and ν^- to some subsurface $Y \subset S$ is large in the curve complex of Y .

Rafi [20] found a similar combinatorial characterization which shows that these curves are almost, but not quite, the same as those curves which become short along $\mathcal{G}(\nu^+, \nu^-)$; that is, curves which become short at some time t , with respect to the hyperbolic metric g_t that uniformizes \mathcal{G}_t . One of the main results of this paper is a similar characterization of curves which become short along $\mathcal{L}(\nu^+, \nu^-)$.

We are interested in comparing the two trajectories \mathcal{G} and \mathcal{L} , in particular, to see whether or not they remain a bounded distance apart. If both \mathcal{G}_t and \mathcal{L}_t are contained in the thick part of $\mathcal{T}(S)$, it is relatively easy to show that the Teichmüller distance between them is bounded, independently of t (see Theorem 3.9). If, however, \mathcal{G}_t or \mathcal{L}_t contains short curves, then we need to compare their respective thick-thin decompositions. The essential point is to estimate the lengths of curves which are short in g_t and those that are short in \mathcal{L}_t .

Using the results of [17] and the ideas of [20], we estimate the hyperbolic length of a short curve in g_t as follows:

Theorem A (Theorem 5.8).

$$\frac{1}{l_{g_t}(\alpha)} \asymp \max\{D_t(\alpha), \log K_t(\alpha)\}.$$

Here, $D_t(\alpha)$ and $K_t(\alpha)$ are parametric counterparts of purely topological quantities $D(\alpha)$ and $K(\alpha)$ which are determined by the combinatorics of ν^+, ν^- , and α . Specifically, $D(\alpha)$ is large if and only if the difference between the amounts ν^+ and ν^- twist around α is large, and $K(\alpha)$ is large if and only if ν^+ and ν^- have large relative complexity in $S \setminus \alpha$, in the sense that every essential arc or closed curve in $S \setminus \alpha$ must intersect a leaf of ν^+ or ν^- a large number of times [20].

In comparison, we prove that the hyperbolic length of a short curve in \mathcal{L}_t is estimated by

Theorem B (Theorem 7.13).

$$\frac{1}{l_{\mathcal{L}_t}(\alpha)} \asymp \max\{D_t(\alpha), \sqrt{K_t(\alpha)}\}.$$

The proof of Theorem B is rather lengthy and is carried out in several steps. First, we give an estimate formulated in terms of another

geometric quantity $H_t(\alpha)$ that satisfies $H_t(\alpha) \succ K_t(\alpha)$ (Theorem 6.1):

$$\frac{1}{l_{\mathcal{L}_t}(\alpha)} \asymp \max\{D_t(\alpha), \sqrt{H_t(\alpha)}\}.$$

In particular, it follows that a curve that is short in g_t is at least as short in \mathcal{L}_t . In proving Theorem 6.1, the main tool is the well-known derivative formula of Kerckhoff [10] and Wolpert [26] for the variation of length with respect to Fenchel Nielsen twist, together with the extension proved by Series [23] for variation with respect to the lengths of pants curves. Next, we show in Proposition 7.8 that on a subsurface whose injectivity radius is bounded below in g_t , the injectivity radius with respect to \mathcal{L}_t is also bounded below, perhaps by a smaller constant. This sets up a one-to-one correspondence between these suitably defined thick components of g_t and \mathcal{L}_t . We show moreover, in Theorem 7.10 and Corollary 7.11, that the Teichmüller distance between corresponding thick components is bounded. Finally we are able to prove that $H_t(\alpha) \prec K_t(\alpha)$, thus completing the proof of Theorem B.

In Theorem 6.2, we further estimate the twist of ν^+ and ν^- around α at \mathcal{L}_t . Combined with the analogous estimate for \mathcal{G}_t proved in [21], we are able to apply Minsky's product region theorem [19] to conclude that

Theorem C (Theorem 7.15).

$$d_{\mathcal{T}(S)}(\mathcal{G}_t, \mathcal{L}_t) = \log \max \left\{ \frac{l_{g_t}(\alpha)}{l_{\mathcal{L}_t}(\alpha)} \right\} \pm O(1),$$

where the maximum is taken over all curves α that are short in g_t . Because $K_t(\alpha)$ can become arbitrarily large while $D_t(\alpha)$ remains bounded, it follows from the three theorems above that \mathcal{G}_t and \mathcal{L}_t do not always remain a bounded distance apart. However, in the case where S is a once-punctured torus or four-times-punctured sphere, it turns out that the quantity $K_t(\alpha)$ is always bounded and therefore that the two paths are always within bounded distance of each other.

Prior to this paper, the only results related to the relative behavior of \mathcal{G} and \mathcal{L} were some partial results about their behavior at infinity. Results of Masur [14] (for Teichmüller geodesics) and of Díaz and Series [5] (for lines of minima) show that if either ν^\pm are supported on closed curves, or if ν^\pm are uniquely ergodic, then \mathcal{G} and \mathcal{L} limit on the same points in the Thurston boundary of $\mathcal{T}(S)$. In general, the question of the behavior at infinity remains unresolved, but see also [12] which shows that there are Teichmüller geodesics \mathcal{G} which do not converge in Thurston's compactification of $\mathcal{T}(S)$.

The paper is organized as follows. In Section 2, we recall some background facts about lines of minima and Teichmüller geodesics. In Section 3, we prove Theorem 3.9 mentioned above, which states that if both \mathcal{G}_t and \mathcal{L}_t are contained in the thick part of $\mathcal{T}(S)$, then the Teichmüller distance between them is bounded. By treating this special case separately in the early part of the paper, we hope to give some intuition of how we compare \mathcal{G}_t , \mathcal{L}_t and what needs to be done in order to study the question in full generality. In Section 4, we review in detail the definitions of twists and Fenchel Nielsen coordinates, which we shall need in subsequent sections. In Section 5, we derive Theorem A and in addition, state the estimates for twists about short curves proved in [21]. Analogously, in Section 6, we prove Theorem 6.1 and derive estimates for twists about the short curves. Finally, in Section 7, we prove Theorems B and C. Throughout the paper, we make use of several basic length estimates on hyperbolic surfaces. The proofs, being somewhat long but relatively straightforward, are relegated to the Appendix.

2. PRELIMINARIES

Throughout, S is a hyperbolizable surface of finite type, possibly with punctures but with no other boundary.

2.1. Thick-thin decomposition. Let \mathcal{S} denote the set of free homotopy classes of non-peripheral, non-trivial simple closed curves on S . If (S, σ) is a surface with hyperbolic metric σ and $\alpha \in \mathcal{S}$, we write $l_\sigma(\alpha)$ for the hyperbolic length of the unique geodesic representative of α with respect to σ . The Margulis constant provides a universal constant $\epsilon_{\mathcal{M}} > 0$ such that all components of the $\epsilon_{\mathcal{M}}$ -thin part of (S, σ) (i.e. those parts of S where the injectivity radius is less than $\epsilon_{\mathcal{M}}$) are horocyclic neighborhoods of cusps or annular collars about short geodesics. The $\epsilon_{\mathcal{M}}$ -thick part of the surface is the complement of the thin part.

For our purposes, it is necessary to choose a constant $\epsilon_0 > 0$ sufficiently smaller than $\epsilon_{\mathcal{M}}$, in order that the ϵ_0 -thick-thin decomposition of a surface satisfies certain geometric conditions. These conditions will be mentioned when the context arises, but we assume that ϵ_0 has been chosen once and for all so that these conditions are met. If $l_\sigma(\alpha) < \epsilon_0$, we shall say that α is *extremely short* in σ .

2.2. Notation. Since we will be dealing mainly with coarse estimates, we want to avoid keeping track of constants which are universal, in that they do not depend on any specific metric or curve under discussion.

For functions f, g we write $f \asymp g$ and $f \stackrel{*}{\asymp} g$ to mean respectively, that there are constants $c > 1, C > 0$, depending only on the topology of S and the fixed constant ϵ_0 , such that

$$\frac{1}{c}g(x) - C \leq f(x) \leq cg(x) + C \quad \text{and} \quad \frac{1}{c}g(x) \leq f(x) \leq cg(x).$$

The symbols $\prec, \stackrel{*}{\prec}, \succ, \stackrel{*}{\succ}$ are defined similarly. For a positive quantity X , we often write $X = O(1)$ instead of $X \prec 1$ to indicate X is bounded above by a constant depending only on the topology of S and ϵ_0 , and more generally write $X = O(Y)$ to mean that $X/Y = O(1)$ for a positive function Y .

2.3. Measured laminations. We denote the space of measured laminations on S by $\mathcal{ML}(S)$. Given any hyperbolic metric σ on S , a measured lamination $\xi \in \mathcal{ML}(S)$ can be realized as a geodesic measured lamination with respect to σ . The hyperbolic length function extends by linearity and continuity to $\mathcal{ML}(S)$; we write $l_\sigma(\xi)$ for the hyperbolic length of a lamination $\xi \in \mathcal{ML}(S)$. The geometric intersection number $i(\alpha, \beta)$ of curves $\alpha, \beta \in \mathcal{S}$ also extends continuously to $\mathcal{ML}(S)$. Laminations $\mu, \nu \in \mathcal{ML}(S)$ are said to *fill up* S if $i(\mu, \xi) + i(\nu, \xi) > 0$ for all $\xi \in \mathcal{ML}(S)$. For $\xi \in \mathcal{ML}(S)$, we denote the underlying leaves by $|\xi|$.

2.4. Teichmüller space. The Teichmüller space $\mathcal{T}(S)$ of S is the space of all conformal structures on S up to isotopy. The Teichmüller distance $d_{\mathcal{T}(S)}(\Sigma, \Sigma')$ between two marked Riemann surfaces $\Sigma, \Sigma' \in \mathcal{T}(S)$ is $[\log K]/2$, where K is the smallest quasiconformal distortion of a homeomorphism from Σ to Σ' which is isotopic to the identity.

Each conformal structure $\Sigma \in \mathcal{T}(S)$ is uniformized by a unique hyperbolic structure σ , and conversely, each hyperbolic structure σ has an underlying conformal structure Σ . Thus, we also consider $\mathcal{T}(S)$ to be the space of all hyperbolic metrics on S up to isotopy. The *thick part* $\mathcal{T}_{thick}(S)$ of $\mathcal{T}(S)$ will be defined as the subset of all hyperbolic metrics such that every closed geodesic has length bounded below by the constant ϵ_0 .

2.5. Kerckhoff lines of minima. Suppose that $\nu^+, \nu^- \in \mathcal{ML}(S)$ fill up S . Kerckhoff [11] showed that the length function $\sigma \mapsto l_\sigma(\nu^+) + l_\sigma(\nu^-)$ has a global minimum at a unique surface \mathcal{L}_0 in $\mathcal{T}(S)$. Moreover, as t varies in $(-\infty, \infty)$, the minimum $\mathcal{L}_t \in \mathcal{T}(S)$ of $l(\nu_t^+) + l(\nu_t^-)$ for the weighted laminations $\nu_t^+ = e^t \nu^+$ and $\nu_t^- = e^{-t} \nu^-$ varies continuously with t and traces out a path $t \mapsto \mathcal{L}_t$ called the *line of minima* $\mathcal{L}(\nu^+, \nu^-)$ of ν^\pm .

2.6. Quadratic differentials. General facts about quadratic differentials and the associated metric can be found in [6, 25]. Let Σ be a Riemann surface and q a quadratic differential on Σ which is holomorphic, except possibly at punctures, where q may have a pole of order one. This ensures that the area of Σ with respect to the area element $|q(z)dz^2|$ is finite, and we normalize so that the area is 1. Let $\mathcal{Q}(\Sigma)$ be the space of all such meromorphic quadratic differentials on Σ .

The zeros and poles of q are called *critical points*. If z_0 is not a critical point, we can define a new local coordinate

$$w = \int_{z_0}^z \sqrt{q(z)} dz.$$

This defines a pair of measured singular foliations on Σ ; the *horizontal foliation* \mathcal{H}_q , along whose leaves $\text{Im } w$ is constant and the *vertical foliation* \mathcal{V}_q , along whose leaves $\text{Re } w$ is constant. The measures on the respective foliations are determined by integrating the line element $|\sqrt{q(z)}dz|$. More precisely, for a curve η , its horizontal and vertical measures are given respectively by

$$h_q(\eta) = \int_{\eta} |\text{Re}[\sqrt{q(z)}dz|], \quad v_q(\eta) = \int_{\eta} |\text{Im}[\sqrt{q(z)}dz|.$$

We call $h_q(\eta)$ and $v_q(\eta)$ respectively, the *horizontal length* and the *vertical length* of η .

Every simple closed curve γ in (S, q) has a unique q -geodesic representative, unless it is in a family of closed Euclidean geodesics foliating an annulus whose interior contains no singularities. We denote the q -geodesic length of γ by $l_q(\gamma)$. It satisfies the following inequalities:

$$(1) \quad [h_q(\gamma) + v_q(\gamma)]/\sqrt{2} \leq l_q(\gamma) \leq h_q(\gamma) + v_q(\gamma).$$

By definition of intersection numbers for measured foliations, we have $v_q(\gamma) = i(\mathcal{V}_q, \gamma)$ and $h_q(\gamma) = i(\mathcal{H}_q, \gamma)$, so Equation(1) implies

$$(2) \quad l_q(\gamma) \stackrel{*}{\asymp} i(\mathcal{V}_q, \gamma) + i(\mathcal{H}_q, \gamma).$$

This approximation will be used repeatedly.

2.7. Teichmüller geodesics. Suppose that $\Sigma, \Sigma' \in \mathcal{T}(S)$ are marked Riemann surfaces with $d_{\mathcal{T}(S)}(\Sigma, \Sigma') = d$. Then there is a unique quadratic differential q on Σ such that the conformal structure on Σ' is obtained from that of Σ by expanding in the horizontal direction of q by a factor e^d and contracting in the vertical direction by e^{-d} . The homeomorphism which realizes this is called the Teichmüller map from Σ to Σ' , and has quasiconformal distortion e^{2d} . The 1-parameter family of quadratic differentials q_t whose horizontal and vertical foliations are

respectively, $e^t \mathcal{H}_q$ and $e^{-t} \mathcal{V}_q$, for $0 \leq t \leq d$, define the geodesic path from Σ to Σ' with respect to the Teichmüller metric.

Gardiner and Masur [7] showed that for any pair of measured laminations $\nu^+, \nu^- \in \mathcal{ML}(S)$ which fill up S , there is a unique surface $\Sigma \in \mathcal{T}(S)$ and a unique quadratic differential $q \in \mathcal{Q}(\Sigma)$ whose horizontal and vertical foliations are ν^+, ν^- respectively. (This uses the one-to-one correspondence between the space of measured laminations and the space of measured foliations.) For $t \in \mathbb{R}$ set $\nu_t^+ = e^t \nu^+, \nu_t^- = e^{-t} \nu^-$ and let \mathcal{G}_t, q_t be the corresponding surface and quadratic differential. The path $t \mapsto \mathcal{G}_t$ defines a Teichmüller geodesic which we denote $\mathcal{G} = \mathcal{G}(\nu^+, \nu^-)$. We denote the hyperbolic metric on the surface $\mathcal{G}_t \in \mathcal{G}$ by g_t .

2.8. The balance time. Suppose that $\alpha \in \mathcal{S}$. We say α is *vertical* along $\mathcal{G}(\nu^+, \nu^-)$ if its vertical length $v_q(\alpha) = i(\alpha, \nu^-)$ vanishes, i.e., if α can be realized as a union of leaves of the vertical foliation. Similarly, α is *horizontal* if $h_q(\alpha) = i(\alpha, \nu^+) = 0$. Mostly we shall be dealing with curves α which are neither horizontal nor vertical. In this case, there is always a unique time t_α at which $i(\alpha, \nu_{t_\alpha}^+) = i(\alpha, \nu_{t_\alpha}^-)$. This is when the q -length of α is shortest along \mathcal{G} . We call t_α the *balance time* of α . Our estimation of the hyperbolic lengths of short curves will mainly be made relative to their balance time.

3. COMPARISON ON THE THICK PART OF TEICHMÜLLER SPACE

In this section we prove Theorem 3.9, which states that if \mathcal{G}_t and \mathcal{L}_t are in the ϵ_0 -thick part $\mathcal{T}_{thick}(S)$ of Teichmüller space, then the Teichmüller distance between them is uniformly bounded by a constant that depends only on the topology of S and ϵ_0 . The idea is to first approximate the length of a curve ζ for any $\sigma \in \mathcal{T}_{thick}(S)$ by its intersection with what we call a *short marking* for σ , and then to compare the short markings for \mathcal{G}_t and \mathcal{L}_t . This method will be extended in Section 7 when we consider the Teichmüller distance between \mathcal{G}_t and \mathcal{L}_t in general. We begin with some definitions.

3.1. Short markings. We call a maximal collection of pairwise disjoint, homotopically distinct, non-peripheral simple closed curves on S , a *pants curve system* on S . The terminology is due to the fact that the complementary components are pairs of pants, i.e., three holed spheres (in which some boundary components may be punctures). Our notion of a *marking* is motivated by [16]:

Definition 3.1. A marking M on a surface S is a system of pants curves $\alpha_1, \dots, \alpha_k$ and simple closed curves $\delta_{\alpha_1}, \dots, \delta_{\alpha_k}$ such that

- (i) $i(\alpha_i, \delta_{\alpha_j}) = 0$ if $i \neq j$
- (ii) $i(\alpha_i, \delta_{\alpha_i}) = 2$ if two distinct pair of pants are adjacent along α_i ,
 $i(\alpha_i, \delta_{\alpha_i}) = 1$ if α_i is adjacent to only a single pair of pants.

We call δ_{α_i} the dual curve of α_i .

In the first case of (ii), $\alpha_i \cup \delta_{\alpha_i}$ fill a four-holed sphere and in the second case $\alpha_i \cup \delta_{\alpha_i}$ fill a one-holed torus. It is easy to see that any two markings which have the same pants system \mathcal{P} have dual curves which differ only by twists and half-twists around the curves in \mathcal{P} .

The following well-known lemma states that for any hyperbolic metric, one can always choose a pants system whose length is universally bounded:

Lemma 3.2. (*Bers [3]*) *There exists a constant $L > 0$ such that for every $\sigma \in \mathcal{T}(S)$ there is a pants curve system \mathcal{P} with the property that $l_\sigma(\alpha) < L$ for every $\alpha \in \mathcal{P}$.*

If the boundary curves of a pair of pants have bounded length as in Bers's lemma, the geometry of a pair of pants satisfies the following (for a proof, see Appendix):

Lemma 3.3. *Let P be a totally geodesic pair of pants with boundary curves $\alpha_1, \alpha_2, \alpha_3$ of lengths $l(\alpha_i) < L$ for $i = 1, 2, 3$. Then the common perpendicular of α_i, α_j (where possibly $i = j$) has length $\log[1/l(\alpha_i)] + \log[1/l(\alpha_j)] \pm O(1)$, where the bound on the error depends only on L .*

We will say that a pants curve system as in Lemma 3.2 is *short* in (S, σ) . A *short marking* is a short pants system together with a dual system chosen so that each dual curve δ_{α_i} is the shortest among all possible dual curves. Notice that not all curves in a short marking are necessarily short; if a pants curve is very short, then the corresponding dual curve will be very long. More precisely, we have the following easy consequence of Lemma 3.3:

Corollary 3.4. *Let M_σ be a short marking for σ and let $\alpha, \delta_\alpha \in M_\sigma$ be a pants curve and its dual. Then*

$$l_\sigma(\delta_\alpha) = i(\delta_\alpha, \alpha) \cdot 2 \log[1/l_\sigma(\alpha)] \pm O(1).$$

The notion of a short marking is useful because for surfaces in the thick part of $\mathcal{T}(S)$, short markings coarsely determine the geometry. In particular, we have the following proposition. See for example [18] Lemma 4.7 or Proposition 7.7 below for a proof. If M is a marking and $\xi \in \mathcal{ML}(S)$, we write $i(M, \xi) = \sum_{\gamma \in M} i(\gamma, \xi)$.

Proposition 3.5. *Let M_σ be a short marking for $\sigma \in \mathcal{T}_{thick}(S)$. Then for any $\zeta \in \mathcal{S}$,*

$$l_\sigma(\zeta) \stackrel{*}{\asymp} i(M_\sigma, \zeta).$$

Since both length and intersection number scale linearly with weights of simple closed curves, we find:

Proposition 3.6. *Let M_σ be a short marking for $\sigma \in \mathcal{T}_{thick}(S)$. Then for any $\xi \in \mathcal{ML}(S)$,*

$$l_\sigma(\xi) \stackrel{*}{\asymp} i(M_\sigma, \xi).$$

3.2. Comparison on the thick part. We use the estimate in Proposition 3.6 to compare \mathcal{G}_t and \mathcal{L}_t in the thick part of $\mathcal{T}(S)$. The following two lemmas are well known, for convenience we furnish a proof. Recall that Σ denotes the conformal structure associated to the metric σ .

Lemma 3.7. *Suppose that $\sigma \in \mathcal{T}_{thick}(S)$ and $q \in \mathcal{Q}(\Sigma)$. Then for every $\zeta \in \mathcal{S}$,*

$$l_\sigma(\zeta) \stackrel{*}{\asymp} l_q(\zeta).$$

Proof. Let $F(S)$ be the bundle of unit quadratic differentials over $\mathcal{T}(S)$ whose fiber over a point Σ is $\mathcal{Q}(\Sigma)$.

If the result were false, then there would exist a sequences of points $\sigma_n \in \mathcal{T}_{thick}(S)$, corresponding to Riemann surfaces Σ_n , of curves $\gamma_n \in \mathcal{S}$ and of quadratic differentials $q_n \in \mathcal{Q}(\Sigma_n)$, such that the ratio

$$l_{\sigma_n}(\gamma_n)/l_{q_n}(\gamma_n)$$

tends to zero or infinity. Since the projection of $\mathcal{T}_{thick}(S)$ to moduli space is compact, we can translate by elements in the mapping class group so that $\{(q_n, \Sigma_n)\} \subset F(S)$ lie over a compact set in $\mathcal{T}(S)$. Since by definition q_n has unit norm, $\{(q_n, \Sigma_n)\}$ is contained in a compact subset of $F(S)$.

Renaming (q_n, Σ_n) , passing to a subsequence, and taking limits we may assume that $\Sigma_n \rightarrow \Sigma_\infty \in \mathcal{T}_{thick}(S)$ and that $q_n \rightarrow q_\infty \in \mathcal{Q}(\Sigma_\infty)$. This gives a sequence $\gamma_n \in \mathcal{S}$ for which $l_{\sigma_\infty}(\gamma_n)/l_{q_\infty}(\gamma_n)$ is unbounded above or below as $n \rightarrow \infty$, where σ_∞ is the hyperbolic structure uniformizing Σ_∞ . Extracting a subsequence from γ_n we may find constants c_n such that $c_n \gamma_n \rightarrow \xi \in \mathcal{ML}(S)$. Since both $l_{\sigma_\infty}(\xi)$ and $l_{q_\infty}(\xi)$ are finite and positive, this is impossible. \square

Essentially the same proof shows that:

Lemma 3.8. *For $\sigma \in \mathcal{T}(S)$ and $\gamma \in \mathcal{S}$, let $E_\sigma(\gamma)$ be the extremal length of γ in σ . Then $l_\sigma^2(\gamma) \stackrel{*}{\asymp} E_\sigma(\gamma)$ for every $\gamma \in \mathcal{S}$.*

Proof. The method is the same as the above, on noting that $E_\sigma(c\gamma) = c^2 E_\sigma(\gamma)$. \square

Theorem 3.9. *If $\mathcal{G}_t, \mathcal{L}_t \in \mathcal{T}_{thick}(S)$ then $d_{\mathcal{T}(S)}(\mathcal{G}_t, \mathcal{L}_t) = O(1)$.*

Proof. By Lemma 3.7, Equation(2), and Proposition 3.6, we have

$$(3) \quad \begin{aligned} l_{g_t}(M_{g_t}) &\stackrel{*}{\asymp} l_{q_t}(M_{g_t}) \stackrel{*}{\asymp} i(M_{g_t}, \nu_t^+) + i(M_{g_t}, \nu_t^-) \\ &\stackrel{*}{\asymp} l_{g_t}(\nu_t^+) + l_{g_t}(\nu_t^-). \end{aligned}$$

Now, since \mathcal{L}_t minimizes $l_\sigma(\nu_t^+) + l_\sigma(\nu_t^-)$ over all $\sigma \in \mathcal{T}(S)$, we have

$$l_{g_t}(\nu_t^+) + l_{g_t}(\nu_t^-) > l_{\mathcal{L}_t}(\nu_t^+) + l_{\mathcal{L}_t}(\nu_t^-).$$

Reversing the sequence of estimates in Equation(3), we get

$$\begin{aligned} l_{\mathcal{L}_t}(\nu_t^+) + l_{\mathcal{L}_t}(\nu_t^-) &\stackrel{*}{\asymp} i(M_{\mathcal{L}_t}, \nu_t^+) + i(M_{\mathcal{L}_t}, \nu_t^-) \stackrel{*}{\asymp} l_{q_t}(M_{\mathcal{L}_t}) \\ &\stackrel{*}{\asymp} l_{g_t}(M_{\mathcal{L}_t}). \end{aligned}$$

Putting together the preceding three equations, we have

$$l_{g_t}(M_{g_t}) \stackrel{*}{\asymp} l_{g_t}(M_{\mathcal{L}_t}).$$

Since $g_t \in \mathcal{T}_{thick}(S)$ and since M_{g_t} is a short marking, Corollary 3.4 implies that $l_{g_t}(M_{g_t}) \stackrel{*}{\asymp} 1$ and so $l_{g_t}(M_{\mathcal{L}_t}) \stackrel{*}{\asymp} 1$.

By Proposition 3.5, for any curve $\zeta \in \mathcal{S}$, we have $l_{g_t}(\zeta) \stackrel{*}{\asymp} i(M_{g_t}, \zeta)$ and $l_{\mathcal{L}_t}(\zeta) \stackrel{*}{\asymp} i(M_{\mathcal{L}_t}, \zeta)$. Notice that the proof of Proposition 3.5 depends only on the fact that the lengths of all the curves in the marking M_σ are uniformly bounded above. Since $l_{g_t}(M_{\mathcal{L}_t}) \stackrel{*}{\asymp} 1$, it follows also that $l_{g_t}(\zeta) \stackrel{*}{\asymp} i(M_{\mathcal{L}_t}, \zeta)$. Hence $l_{g_t}(\zeta) \stackrel{*}{\asymp} l_{\mathcal{L}_t}(\zeta)$ for any $\zeta \in \mathcal{S}$. We deduce from Lemma 3.8 and Kerckhoff's formula $d_{\mathcal{T}}(\sigma, \tau) = 1/2 \sup_{\zeta \in \mathcal{S}} E_\sigma(\zeta)/E_\tau(\zeta)$ for Teichmüller distance [9], that $d_{\mathcal{T}}(\sigma, \tau) = O(1)$. \square

4. TWISTS AND FENCHEL NIELSEN COORDINATES

In order to compare surfaces in the thin part of Teichmüller space, our main tool will be Minsky's product region theorem [19]. This uses Fenchel Nielsen coordinates to give a nice coarse expression for Teichmüller distance between surfaces which have common thin parts. To state the results precisely, we first discuss twists and Fenchel Nielsen coordinates.

4.1. Twists in hyperbolic metrics. There are various ways to define the twist of one curve around another, all of which differ by factors unimportant to us here. We shall follow Minsky [19]. Let $\sigma \in \mathcal{T}(S)$ be a hyperbolic metric and let α be an oriented simple closed geodesic on (S, σ) . Let ζ be a simple geodesic that intersects α and let p be a point of intersection. In the universal cover \mathbb{H}^2 , a lift $\tilde{\zeta}$ intersects $\tilde{\alpha}$ at a lift \tilde{p} of p , and has endpoints ζ_R, ζ_L on $\partial_\infty \mathbb{H}^2$ to the right and left of α , respectively (see Figure 1). Let p_R, p_L be the orthogonal projections

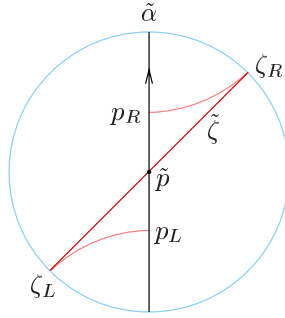


FIGURE 1. Defining the twist of ζ around α .

of ζ_R, ζ_L to $\tilde{\alpha}$ respectively. Then the twist of ζ around α at p is defined as

$$tw_\sigma(\zeta, \alpha, p) = \pm \frac{d_{\mathbb{H}^2}(p_R, p_L)}{l_\sigma(\alpha)},$$

where the sign is $(+)$ if the direction from p_L to p_R coincides with the orientation of $\tilde{\alpha}$ and $(-)$ if it is opposite. For any other point $q \in \zeta \cap \alpha$, the twist satisfies $|tw_\sigma(\zeta, \alpha, q) - tw_\sigma(\zeta, \alpha, p)| \leq 1$ ([19] Lemma 3.1). To obtain a number that is independent of the point of intersection, Minsky defines

$$tw_\sigma(\zeta, \alpha) = \min_{p \in \zeta \cap \alpha} tw_\sigma(\zeta, \alpha, p).$$

For convenience, we write $Tw_\sigma(\zeta, \alpha)$ for $|tw_\sigma(\zeta, \alpha)|$.

We see that we can just as well define the twist of a geodesic lamination around α . We remark that although we will be working with measured geodesic laminations, when defining the twist, the measure is irrelevant, in other words the twist $tw_\sigma(\nu, \alpha)$ depends only on the underlying lamination $|\nu|$.

4.2. Fenchel Nielsen coordinates. We define the Fenchel Nielsen coordinates

$$(l_\sigma(\alpha_i), s_{\alpha_i}(\sigma))_{i=1}^k$$

associated to a pants curves system $\alpha_1, \dots, \alpha_k$ in the following standard way, see for example [19]. First, construct a base surface $\sigma_0 = \sigma_0(l_1^0, \dots, l_k^0)$ in which the pants curve α_i has some specific choice of length l_i^0 , and in which all three “seams”, i.e., the common perpendiculars between distinct pants curves in each pair of pants, match up with the seams in any adjacent pair of pants. Let γ_i denote the curves formed by gluing the seams in this way. Any other structure $\sigma \in \mathcal{T}(S)$ comes endowed with an associated homeomorphism $h : \sigma_0 \rightarrow \sigma$. The length coordinates of σ are defined by $l_\sigma(\alpha_i)$. Let $\sigma_0(l_1, \dots, l_k)$ denote the surface in which α_i (more precisely $h(\alpha_i)$) has length $l_i = l_\sigma(\alpha_i)$, while the curves formed by gluing the common perpendiculars are exactly the images $h(\gamma_i)$. Now define $\widehat{s}_{\alpha_i}(\sigma)$ to be the signed distance that one has to twist around α_i to obtain σ starting from $\sigma_0(l_1, \dots, l_k)$, where the sign is determined relative to a fixed orientation on σ_0 and hence on σ . Finally we define the twist coordinates of σ by $s_{\alpha_i}(\sigma) = \widehat{s}_{\alpha_i}(\sigma)/l_\sigma(\alpha_i) \in \mathbb{R}$.

Lemma 4.1. (*Minsky [19] Lemma 3.5*) *For any lamination $\nu \in \mathcal{ML}(S)$ and any two metrics $\sigma, \sigma' \in \mathcal{T}(S)$,*

$$|(tw_\sigma(\nu, \alpha) - tw_{\sigma'}(\nu, \alpha)) - (s_\alpha(\sigma) - s_\alpha(\sigma'))| \leq 4.$$

In [19], the statement is only given for closed curves. However the argument extends without change to laminations, the key step being the topological observation that for any two simple closed curves ζ_1, ζ_2 intersecting α , the difference $tw_\sigma(\zeta_1, \alpha) - tw_\sigma(\zeta_2, \alpha)$ is a topological quantity, independent of σ , up to a bounded error of 1. This extends to leaves of geodesic laminations crossing α , since we can transfer lifts of specific leaves from one metric to another using the natural boundary map between limit sets, see for example [8] Section 3.7.

4.3. Relative twist in an annulus. The above topological observation allows us to define the algebraic intersection of two curves in an annulus:

Definition 4.2. *For any two laminations ν_1, ν_2 that intersect a curve α , define their algebraic intersection around α to be*

$$i_\alpha(\nu_1, \nu_2) = \inf_{\sigma} [tw_\sigma(\nu_1, \alpha) - tw_\sigma(\nu_2, \alpha)],$$

where the infimum is taken over all possible surfaces $\sigma \in \mathcal{T}(S)$.

Often we need only the absolute value:

Definition 4.3. *For any two laminations ν_1, ν_2 that intersect a curve α , define the relative twisting of ν_1, ν_2 around α to be*

$$d_\alpha(\nu_1, \nu_2) = |i_\alpha(\nu_1, \nu_2)|.$$

Thus for any $\sigma \in \mathcal{T}(S)$, we have $|tw_\sigma(\nu_1, \alpha) - tw_\sigma(\nu_2, \alpha)| = d_\alpha(\nu_1, \nu_2) + O(1)$. Notice that $i_\alpha(\nu_1, \nu_2)$ and $d_\alpha(\nu_1, \nu_2)$ are independent of the measures on ν_1, ν_2 , depending only on the underlying laminations $|\nu_1|$ and $|\nu_2|$.

Using Definition 4.2, one sees easily that

$$(4) \quad i_\alpha(\nu_1, \nu_2) = i_\alpha(\nu_1, \xi) - i_\alpha(\nu_2, \xi) + O(1)$$

for any curve ξ transverse to α . It is also easily seen that $d_\alpha(\nu_1, \nu_2)$ agrees up to $O(1)$ with the definition of subsurface distance between the projections of $|\nu_1|$ and $|\nu_2|$ to the annular cover of S with core α , as defined in [16] Section 2.4 and used throughout [20, 21].

Another essentially equivalent way of measuring twist is to look at the intersection with the shortest curve transverse to α :

Lemma 4.4. *Let α be a pants curve and let δ_α be the shortest dual curve of α in some marking for σ . Then for any simple closed curve ζ intersecting α , we have $|tw_\sigma(\zeta, \alpha) - i_\alpha(\zeta, \delta_\alpha)| = O(1)$.*

Proof. Since $i_\alpha(\zeta, \delta_\alpha) = tw_\sigma(\zeta, \alpha) - tw_\sigma(\delta_\alpha, \alpha)$, up to a bounded error of 1, it is sufficient to show that $|tw_\sigma(\delta_\alpha, \alpha)| = O(1)$.

Let $\tilde{\delta}_\alpha$ be a lift of δ_α in the universal cover \mathbb{H}^2 and let $\tilde{\alpha}, \tilde{\alpha}'$ be the two lifts of α containing the endpoints of $\tilde{\delta}_\alpha$ (see Figure 2). Let η be the perpendicular between $\tilde{\alpha}$ and $\tilde{\alpha}'$ and let p, p' be the endpoints of η

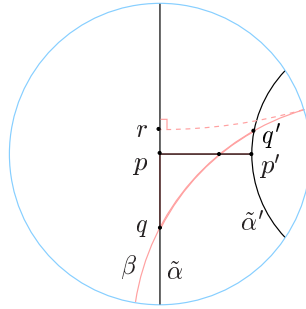


FIGURE 2. Bound on the twist of δ_α around α .

on $\tilde{\alpha}, \tilde{\alpha}'$, respectively. Since δ_α is the shortest dual curve, the endpoints of $\tilde{\delta}_\alpha$ must be within distance $l_\sigma(\alpha)$ from p, p' . Let q, q' be points on $\tilde{\alpha}, \tilde{\alpha}'$ at distance $l_\sigma(\alpha)$ from p, p' , respectively, on opposite sides of η . It is easy to see that $|tw_\sigma(\delta_\alpha, \alpha)| \leq |tw_\sigma(\beta, \alpha)|$, where β is the geodesic through q, q' . Let r be the foot of the perpendicular as shown. As in the first part of the proof of Lemma 3.5 in [19], we note that since the images of $\tilde{\alpha}'$ under the translation along $\tilde{\alpha}$ are disjoint, the projection

of $\tilde{\alpha}'$ on $\tilde{\alpha}$ has length at most $l_\sigma(\alpha)$. Thus $l(pr) < l(pq) = l(\alpha)$. Hence, $|tw_\sigma(\beta, \alpha)| = 2[l(pq) + l(pr)]/l(\alpha) < 4$. \square

4.4. The product region theorem. Let $\mathcal{A} \subset \mathcal{S}$ be a collection of disjoint, homotopically distinct, simple closed curves on S and let $\mathcal{T}_{thin}(\mathcal{A}, \epsilon_0) \subset \mathcal{T}(S)$ be the subset on which all curves $\alpha \in \mathcal{A}$ have hyperbolic length at most ϵ_0 . Extend \mathcal{A} to a pants decomposition and define Fenchel Nielsen coordinates as above. Let $S_{\mathcal{A}}$ denote the surface obtained from S by removing all the curves in \mathcal{A} and replacing the resulting boundary components by punctures.

Following [19], we now define a projection $\Pi : \mathcal{T}(S) \rightarrow \mathcal{T}(S_{\mathcal{A}}) \times \mathbb{H}_{\alpha_1} \times \dots \times \mathbb{H}_{\alpha_r}$, where $\mathcal{A} = \{\alpha_1, \dots, \alpha_r\}$ and \mathbb{H}_{α_i} is the upper-half plane. The first component Π_0 which maps to $\mathcal{T}(S_{\mathcal{A}})$ is defined by forgetting the coordinates of the curves in \mathcal{A} and keeping the same Fenchel Nielsen coordinates for the remaining surface. For $\alpha \in \mathcal{A}$ define $\Pi_\alpha : \mathcal{T}(S) \rightarrow \mathbb{H}_\alpha$ by $\Pi_\alpha(\sigma) = s_\alpha(\sigma) + i/l_\sigma(\alpha) \in \mathbb{H}_\alpha$. Let $d_{\mathbb{H}_\alpha}$ be half the usual hyperbolic metric on \mathbb{H}_α . Minsky's product region theorem states that, up to bounded additive error, Teichmüller distance on $\mathcal{T}_{thin}(\mathcal{A}, \epsilon_0)$ is equal to the sup metric on $\mathcal{T}(S_{\mathcal{A}}) \times \mathbb{H}_{\alpha_1} \times \dots \times \mathbb{H}_{\alpha_r}$:

Theorem 4.5 (Minsky [19]). *Let $\sigma, \tau \in \mathcal{T}_{thin}(\mathcal{A}, \epsilon_0)$. Then*

$$d_{\mathcal{T}(S)}(\sigma, \tau) = \max_{\alpha \in \mathcal{A}} \{d_{\mathcal{T}(S_{\mathcal{A}})}(\Pi_0(\sigma), \Pi_0(\tau)), d_{\mathbb{H}_\alpha}(\Pi_\alpha(\sigma), \Pi_\alpha(\tau))\} \pm O(1).$$

We remark that Minsky makes several assumptions on the size of ϵ_0 in order to prove the above theorem. We may assume that our initial choice of ϵ_0 satisfies these assumptions. Recall from Section 5.3 that a curve $\alpha \in \mathcal{S}$ is said to be extremely short if $l_\sigma(\alpha) < \epsilon_0$.

The distance between the projections to \mathbb{H}_α can be approximated as follows:

Lemma 4.6. *Suppose $\alpha \in \mathcal{S}$ is extremely short in both σ, τ . Then*

$$\exp 2d_{\mathbb{H}_\alpha}(\Pi_\alpha(\sigma), \Pi_\alpha(\tau)) \stackrel{*}{\asymp} \max\{l_\sigma l_\tau |s_\alpha(\sigma) - s_\alpha(\tau)|^2, l_\tau/l_\sigma, l_\sigma/l_\tau\}$$

where $l_\sigma = l_\sigma(\alpha)$ and $l_\tau = l_\tau(\alpha)$.

Proof. This is a simple calculation using the formula

$$\cosh 2d_{\mathbb{H}}(z_1, z_2) = 1 + \frac{|z_1 - z_2|^2}{2 \operatorname{Im} z_1 \operatorname{Im} z_2},$$

where $d_{\mathbb{H}}$ is as above half the usual hyperbolic distance in \mathbb{H} . \square

Corollary 4.7. *Suppose that $\sigma_1, \sigma_2 \in \mathcal{T}_{thin}(\mathcal{A}, \epsilon_0)$ and $\nu \in \mathcal{ML}(S)$ satisfy $Tw_{\sigma_i}(\nu, \alpha)l_\alpha(\sigma_i) = O(1)$ for $i = 1, 2$. Then*

$$d_{\mathbb{H}_\alpha}(\Pi_\alpha(\sigma_1), \Pi_\alpha(\sigma_2)) = |\log[l_{\sigma_1}(\alpha)/l_{\sigma_2}(\alpha)]| \pm O(1).$$

Proof. This follows easily from Lemma 4.6, using Lemma 4.1 to approximate $s_\alpha(\sigma_1) - s_\alpha(\sigma_2)$ by $tw_{\sigma_1}(\nu, \alpha) - tw_{\sigma_2}(\nu, \alpha)$. (Cross terms such as $s_\alpha(\sigma_1)l_{\sigma_2}(\alpha)$ may be rearranged as $[s_\alpha(\sigma_1)l_{\sigma_1}(\alpha)][l_{\sigma_2}(\alpha)/l_{\sigma_1}(\alpha)]$.) Note that the multiplicative error in Lemma 4.6 translates to an additive error in the distance. \square

5. SHORT CURVES ALONG TEICHMÜLLER GEODESICS

In this section we prove Theorem A, stated more precisely as Theorem 5.8. This gives a combinatorial estimate for the hyperbolic length of an extremely short curve along the Teichmüller geodesic $\mathcal{G}(\nu^+, \nu^-)$. We also recall the estimate for the twist of ν^\pm around such curves (Theorem 5.10) proved in [21].

Deriving the length estimate is largely a matter of putting together results proved in [17, 20, 22]. Both estimates are made by relating the hyperbolic metric g_t and the quadratic differential metric q_t . As indicated in the discussion in the introduction following Theorem A, there are two distinct reasons why a curve α may become extremely short; one is that the relative twisting of ν^+ and ν^- around α may be very large, while the other relates to a scale factor which controls the relationship between the quadratic differential and hyperbolic metrics on the components of the thick part of g_t adjacent to α . For this we need Rafi's thick-thin decomposition for quadratic differentials, Theorem 5.5. We begin by reviewing some essential facts about the geometry of annuli with respect to quadratic differential metrics.

5.1. Annuli in quadratic differential metrics. In this section, we review the notion of a *flat annulus* and *expanding annulus* defined in [19]. These concepts provide the framework with which to analyze short curves.

Let $\Sigma \in \mathcal{T}(S)$ and let q be a quadratic differential on Σ . Let γ be a piecewise smooth curve in (S, q) . At a smooth point p , the curvature $\kappa(p)$ is well-defined, up to a choice of sign. If γ is the boundary component of a subsurface Y , we choose the sign to be positive if the acceleration vector at p points into Y . At a singular point P , although the curvature is not defined, we shall say γ is non-negatively curved at P if the interior angle $\theta(P)$ is at most π and say it is non-positively curved at P if $\theta(P)$ is at least π . We say γ is monotonically curved with respect to Y either if the curvature is non-negative at every point, or non-positive at every point. The total curvature of γ is given by

$$\kappa_Y(\gamma) = \int_\gamma \kappa(p) + \sum [\pi - \theta(P)],$$

where the sum is taken over all singular points P on γ . The Gauss-Bonnet theorem gives

$$(5) \quad \sum_i \kappa_Y(\gamma_i) - \pi \sum_j \text{ord} P_j = 2\pi\chi(Y),$$

where $\text{ord} P_j$ is the order of the zero at P_j , the first sum is over all boundary components γ_i of Y , and the second sum is over the zeros P_j of q in the interior of Y .

Let A be an annulus in (S, q) with piecewise smooth boundary. The following definitions are due to Minsky [17]. We say A is *regular* if both boundary components ∂_0, ∂_1 are monotonically curved with respect to A and if ∂_0, ∂_1 are q -equidistant from each other. Suppose that A is a regular annulus such that $\kappa(\partial_0) \leq 0$. We say A is an *expanding annulus* if $\kappa(\partial_0) < 0$ and we call ∂_0 the *inner* boundary and ∂_1 the *outer* boundary. Expanding annuli are exemplified by an annulus bounded by a pair of concentric circles in \mathbb{R}^2 . The inner boundary is the circle of smaller radius and has curvature -2π , while the outer boundary has curvature 2π .

A regular annulus is *primitive* if it contains no singularities in its interior. By Equation(5), its boundaries satisfy $\kappa(\partial_0) = -\kappa(\partial_1)$. A regular annulus is *flat* if $\kappa(\partial_0) = \kappa(\partial_1) = 0$. By (5), a flat annulus is necessarily primitive, and is foliated by Euclidean geodesics homotopic to the boundaries. Thus a flat annulus is isometric to a cylinder obtained as the quotient of a Euclidean rectangle in \mathbb{R}^2 . Note that a primitive annulus must either be flat or expanding.

5.2. Modulus of annulus and length of short curve. Let σ be the hyperbolic metric that uniformizes Σ . If α is short in σ , Maskit [13] showed that the extremal length $E_\Sigma(\alpha)$ and hyperbolic length $l_\sigma(\alpha)$ are comparable, up to multiplicative constants. Moreover, there is an embedded collar $C(\alpha)$ around α in (S, σ) whose modulus is comparable to $1/l_\sigma(\alpha)$ (see [19] for an explicit calculation), and therefore also to $1/E_\Sigma(\alpha)$. By definition of extremal length, this implies that the maximal annulus around α in Σ has modulus comparable to $1/l_\sigma(\alpha)$. The following theorem of Minsky allows us to replace any annulus of sufficiently large modulus with one that is primitive:

Theorem 5.1. ([17] Theorem 4.6) *Let $A \subset S$ be any homotopically non-trivial annulus whose modulus is sufficiently large. Then A contains a primitive annulus B such that $\text{Mod } A \asymp \text{Mod } B$.*

(The statement of Theorem 4.6 in [17] should read $\text{Mod } A \geq m_0$ not $\text{Mod } A \leq m_0$.) Thus, we have

Theorem 5.2. *If α is a simple closed curve which is sufficiently short in (S, σ) , then for any $q \in \mathcal{Q}(\Sigma)$, there is a primitive annulus A with core homotopic to α such that*

$$\frac{1}{l_\sigma(\alpha)} \asymp \text{Mod}(A).$$

We may assume that ϵ_0 was chosen so that if $l_\sigma(\alpha) < \epsilon_0$, then $l_\sigma(\alpha)$ is small enough that this theorem is valid.

The reason for introducing flat or expanding annuli is that their moduli are easy to estimate. The following result can be deduced from Theorem 4.5 of [17] and is proved in [20]:

Theorem 5.3. *Let $A \subset S$ be a primitive annulus with inner and outer boundaries ∂_0 and ∂_1 , respectively. Let d be the q -distance between ∂_0 and ∂_1 . Then either*

- (i) *A is flat and $\text{Mod } A = d/l_q(\partial_0)$ or*
- (ii) *A is expanding and $\text{Mod } A \asymp \log[d/l_q(\partial_0)]$.*

We will apply this theorem in the following context. It follows from Equation(5) that every simple closed curve γ on (S, q) either has a unique q -geodesic representative, or is contained in a family of closed Euclidean geodesics which foliate a flat annulus [25]. Denote by $F(\gamma)$ the maximal flat annulus, which necessarily contains all q -geodesic representatives of γ . If the geodesic representative of γ is unique, then $F(\gamma)$ is taken to be the degenerate annulus containing this geodesic alone. Denote the (possibly coincident) boundary curves of $F(\gamma)$ by ∂_0, ∂_1 and consider the q -equidistant curves from ∂_i outside $F(\gamma)$. Let $\hat{\partial}_i$ denote the first such curve which is not embedded. The pair $\partial_i, \hat{\partial}_i$ bound a region $E_i(\gamma)$ whose interior is an annulus with core homotopic to γ , and which is by its construction regular and expanding. Notice that $l_q(\gamma) = l_q(\partial_0) = l_q(\partial_1)$ and that by [20] Lemma 3.6, $d_q(\partial_i, \hat{\partial}_i) \asymp l_q(\hat{\partial}_i)$ (where d_q is the q -distance between the boundary components). From Theorems 5.1 and 5.2 we have:

Corollary 5.4. *If α is an extremely short curve on (S, σ) , then*

$$1/l_\sigma(\alpha) \asymp \max\{\text{Mod } F(\alpha), \text{Mod } E_0(\alpha), \text{Mod } E_1(\alpha)\}.$$

The idea of our basic length estimates for extremely short curves α in Theorem 5.8, is to combine this corollary with the estimates for the moduli of $F(\alpha)$ and $E_i(\alpha)$ in Theorem 5.3.

5.3. Thick-thin decomposition and the q -metric. The thick-thin decomposition for quadratic differentials developed in [22] describes the relationship between the q -metric on surface Σ and the uniformizing

hyperbolic metric σ in the thick components of the thick-thin decomposition of σ . It states that on the hyperbolic thick parts of (S, σ) the two metrics are comparable, up to a factor which depends on the moduli of the expanding annuli around the short curves in the boundary of the thick component. This factor will be crucial in our estimates below.

To make a precise statement, for a subsurface Y of S , define the q -geodesic representative of Y to be the unique subsurface \hat{Y} of (S, q) with q -geodesic boundary in the homotopy class of Y that is disjoint from the interior of $F(\gamma_i)$ for all components γ_i of ∂Y . Notice that \hat{Y} is q -geodesically convex, so that if a closed curve ζ is contained in Y , it has a q -geodesic representative contained in \hat{Y} .

If Y is not a pair of pants, define λ_Y to be the length of the q -shortest non-peripheral simple closed curve contained in \hat{Y} . If Y is a pair of pants, define λ_Y to be $\max\{l_q(\gamma_1), l_q(\gamma_2), l_q(\gamma_3)\}$ where $\gamma_1, \gamma_2, \gamma_3$ are the three boundary curves of \hat{Y} . The thick-thin decomposition for quadratic differentials is the following:

Theorem 5.5 (Rafi [22]). *Let σ be the hyperbolic metric that uniformizes Σ and let Y be a thick component of the hyperbolic thick-thin decomposition of (S, σ) . Then*

- (i) $\text{diam}_q \hat{Y} \asymp \lambda_Y$,
- (ii) *For any non-peripheral simple closed curve ζ in Y , we have*

$$l_q(\zeta) \asymp \lambda_Y l_\sigma(\zeta).$$

5.4. Length and twist along $\mathcal{G}(\nu^+, \nu^-)$. As explained at the end of Section 5.2, we can use Theorem 5.3 and Corollary 5.4 and to estimate the length of an extremely short curve α in $\mathcal{G}_t \in \mathcal{G}(\nu^+, \nu^-)$ by calculating the modulus of the maximal flat annulus $F_t(\alpha)$ and the maximal expanding annuli $E_t(\alpha)$ around α , for $E = E_0, E_1$.

Recall from Section 4.3 that $d_\alpha(\nu^+, \nu^-)$ is the relative twisting of ν^+, ν^- around α .

Proposition 5.6. *The modulus of $F_t(\alpha)$ is given by*

$$\text{Mod } F_t(\alpha) \asymp e^{-2|t-t_\alpha|} d_\alpha(\nu^+, \nu^-).$$

Proof. Since a flat annulus is Euclidean, its geometry is very simple. For a geodesic arc ζ transverse to α , define $tw_{F_t}(\zeta, \alpha)$ to be the intersection number of ζ with a geodesic arc β joining the two boundaries of $F_t(\alpha)$ and perpendicular to the q -representatives of α . Assuming that α is neither vertical nor horizontal, then at the balance time t_α (see Section 2.8) the horizontal and vertical foliations both make an

angle of $\pi/4$ with the q -geodesic representatives of α . In this case, the modulus of $F_{t_\alpha}(\alpha)$ is approximated by $tw_{F_{t_\alpha}}(\nu^+, \alpha) = tw_{F_{t_\alpha}}(\nu^-, \alpha)$. More generally, the horizontal leaves make an angle ψ_t with α , where $|\tan \psi_t| = e^{2(t-t_\alpha)}$. From this it is a straightforward exercise in Euclidean geometry, see [21], to prove:

$$(6) \quad |tw_{F_t}(\nu^\pm, \alpha) - e^{\mp 2(t-t_\alpha)} \text{Mod } F_t(\alpha)| \leq 1.$$

We claim that

$$(7) \quad |tw_{F_t}(\nu^+, \alpha) - tw_{F_t}(\nu^-, \alpha)| = d_\alpha(\nu^+, \nu^-) + O(1),$$

from which the proposition follows. As in [21], define the twist $tw_{q_t}(\zeta, \alpha)$ of a geodesic arc ζ around α , with respect to q_t as follows. Let \tilde{S} be the annular cover of (S, q) and let $\tilde{\beta}$ be a bi-infinite geodesic arc in \tilde{S} that is perpendicular to the lifts of the q -geodesic representatives of α . Define $tw_{q_t}(\zeta, \alpha)$ to be the intersection number of $\tilde{\zeta}$ with $\tilde{\beta}$. A straightforward application of Equation(5) shows that twisting is essentially confined to the maximal flat annulus round α :

$$(8) \quad tw_{q_t}(\zeta, \alpha) = tw_{F_t}(\zeta, \alpha) + O(1).$$

It was observed in Section 4.2 (see also the subsequent discussion in Section 4.3) that although $tw_\sigma(\nu, \alpha)$ depends on the metric σ in which it is measured, the difference in twist of ν^+ and ν^- equals (up to a bounded error) the number of times a leaf of ν^+ intersects a leaf of ν^- in the annular cover of S corresponding to α . This is true even when the metric is a quadratic differential metric. Therefore,

$$\begin{aligned} |tw_q(\nu^+, \alpha) - tw_q(\nu^-, \alpha)| &= |tw_\sigma(\nu^+, \alpha) - tw_\sigma(\nu^-, \alpha)| \pm O(1) \\ &= d_\alpha(\nu^+, \nu^-) \pm O(1). \end{aligned}$$

Equation(7) now follows from the preceding two equations. \square

We shall estimate the modulus of the expanding annuli using the following:

Proposition 5.7. *Let $q \in \mathcal{Q}(\Sigma)$. Suppose that α is extremely short in σ and let Y be a thick component of the hyperbolic thick-thin decomposition of (S, σ) , one of whose boundary components is α . Let $\hat{\alpha}$ be the q -geodesic representative of α on the boundary of \hat{Y} and let $E(\alpha)$ be the maximal expanding annulus on the same side of $\hat{\alpha}$ as \hat{Y} . Then*

$$\text{Mod } E(\alpha) \asymp \log \frac{\lambda_Y}{l_q(\alpha)}.$$

Proof. Let d_q denote the q -metric. By Theorem 5.3(ii), it is sufficient to show that $d_q(\partial_0, \partial_1) \asymp \lambda_Y$.

Note that although $E(\alpha)$ is not necessarily contained in \hat{Y} , the outer boundary ∂_1 must intersect \hat{Y} . Hence, $d_q(\partial_0, \partial_1) \leq \text{diam}_q(\hat{Y})$ and so by Theorem 5.5(i), we have $d_q(\partial_0, \partial_1) \prec \lambda_Y$.

Now we prove the inequality in the other direction. Observe that since $E(\alpha)$ is maximal, the outer boundary ∂_1 intersects itself and so there is a non-trivial arc ω with endpoints on $\hat{\alpha}$ whose length is $2d_q(\partial_0, \partial_1)$. First suppose that ω is contained in \hat{Y} . A regular neighborhood of $\alpha \cup \omega$ is a pair of pants whose boundary curves are α and two additional curves ζ_1, ζ_2 . Note that for $i = 1, 2$,

$$l_q(\omega) + l_q(\alpha) \geq l_q(\zeta_i).$$

Thus, if either ζ_1 or ζ_2 , say ζ_1 is non-peripheral in Y , then

$$\frac{d_q(\partial_0, \partial_1)}{l_q(\alpha)} \succ \frac{l_q(\zeta_1)}{l_q(\alpha)} \geq \frac{\lambda_Y}{l_q(\alpha)}.$$

If both ζ_1, ζ_2 are peripheral, then Y is a pair of pants, and we have

$$\frac{d_q(\partial_0, \partial_1)}{l_q(\alpha)} \succ \frac{l_q(\zeta_1) + l_q(\zeta_2)}{l_q(\alpha)} \asymp \frac{\lambda_Y}{l_q(\alpha)}.$$

If ω exits \hat{Y} , we replace it with a new arc ω' as follows. Let p be the first exit point and let γ be the boundary component of \hat{Y} that contains p . Let ω' be the arc that first goes along ω to p , then makes one turn around γ from p to itself, then comes back to α along the first path. Because γ is in the boundary of \hat{Y} , its hyperbolic length is extremely short and thus by Theorem 5.2, the original arc ω must pass through an annulus of large modulus with core curve γ . Therefore, $l_q(\gamma) \leq l_q(\omega)$ and so we have

$$l_q(\omega') \leq 2l_q(\omega) + l_q(\gamma) \leq 3l_q(\omega).$$

Now we can run the same argument as above with ω' in place of ω to deduce the desired inequality. \square

We are now able to write down the desired length estimate. Suppose that the curve α is extremely short in some surface g_t along the Teichmüller geodesic $\mathcal{G}(\nu^+, \nu^-)$. Let Y_1, Y_2 be the thick components of the thick-thin decomposition of (S, g_t) that are adjacent to α (where Y_1 may equal Y_2). Define

$$(9) \quad K_t(\alpha) = \max \left\{ \frac{\lambda_{Y_1}}{l_{g_t}(\alpha)}, \frac{\lambda_{Y_2}}{l_{g_t}(\alpha)} \right\}$$

and

$$(10) \quad D_t(\alpha) = e^{-2|t-t_\alpha|} d_\alpha(\nu^+, \nu^-).$$

Then, combining Corollary 5.4 and Propositions 5.6 and 5.7, we obtain:

Theorem 5.8. *Let α be a curve on S that is neither vertical nor horizontal. If α is extremely short in g_t , then*

$$\frac{1}{l_{g_t}(\alpha)} \asymp \max\{D_t(\alpha), \log K_t(\alpha)\}.$$

It was shown in [20] that $K_t(\alpha)$ can be formulated combinatorially as the subsurface intersection of ν^+, ν^- in the corresponding component of the thick part of g_t adjacent α . Since this is not necessary for our development, we shall not do this here.

We need to estimate not only the lengths but also the twist parameters about short curves. The following key result allows us to directly compare the twists in the hyperbolic and quadratic differential metrics.

Proposition 5.9 ([21] Theorem 4.3). *Suppose that σ is a hyperbolic metric uniformizing a surface $\Sigma \in \mathcal{T}(S)$ and that $q \in \mathcal{Q}(\Sigma)$ and let ζ be a geodesic arc transverse to α . Then*

$$|tw_\sigma(\zeta, \alpha) - tw_q(\zeta, \alpha)| = O(1/l_\sigma(\alpha)).$$

(The statement in [21] has $i_\alpha(\zeta, \delta_\alpha)$ in place of $tw_\sigma(\zeta, \alpha)$, however by Lemma 4.4, this distinction is unimportant.) Combining this with Equations(6),(8), Proposition 5.6, and Theorem 5.8, we get:

Theorem 5.10 ([21] Theorem 1.3). *With the same hypotheses as Theorem 5.8,*

$$\begin{aligned} Tw_{g_t}(\nu^+, \alpha) &= O\left(\frac{1}{l_{g_t}(\alpha)}\right) \quad \text{if } t \geq t_\alpha, \\ Tw_{g_t}(\nu^-, \alpha) &= O\left(\frac{1}{l_{g_t}(\alpha)}\right) \quad \text{if } t \leq t_\alpha. \end{aligned}$$

5.5. Estimates for horizontal and vertical short curves on \mathcal{G} .

We also need the analogue of Theorems 5.8 and 5.10 for extremely short curves α which are either horizontal or vertical.

For definiteness, assume α is vertical so that $i(\alpha, \nu^-) = 0$. The definition of balance time no longer makes sense. Instead, we work relative to time $t = 0$. Let d be the height (i.e., distance between the two boundaries) of $F_0(\alpha)$. At an arbitrary time t , $l_{g_t}(\alpha) = i(\alpha, \nu_t^+) = e^t l_{g_0}(\alpha)$ while the height of $F_t(\alpha)$ is $e^{-t}d$. Hence

$$(11) \quad \text{Mod } F_t(\alpha) = e^{-2t} \text{Mod } F_0(\alpha).$$

This is the analogue of Proposition 5.6.

If α is vertical, the discussion in Proposition 5.7 about expanding annuli is unchanged. Thus we obtain:

Theorem 5.11. *Let α be a vertical curve on S . If α is extremely short in g_t , then*

$$\frac{1}{l_{g_t}(\alpha)} \asymp \max\{e^{-2t} \text{Mod } F_0(\alpha), \log K_t(\alpha)\}.$$

If α is horizontal, the estimate is the same except that the first term is replaced by $e^{2t} \text{Mod } F_0(\alpha)$.

We also want the analogue of Theorem 5.10. If α is vertical, then $Tw_{g_t}(\nu^-, \alpha)$ is undefined. However we have:

Theorem 5.12. *With the same hypotheses as Theorem 5.11, if α is vertical then*

$$Tw_{g_t}(\nu^+, \alpha) = O\left(\frac{1}{l_{g_t}(\alpha)}\right),$$

while if α is horizontal then

$$Tw_{g_t}(\nu^-, \alpha) = O\left(\frac{1}{l_{g_t}(\alpha)}\right).$$

Proof. If α is vertical, the q -twist $tw_q(\nu^+, \alpha)$ in $F_t(\alpha)$ vanishes, while if α is horizontal, then $tw_q(\nu^-, \alpha) = 0$. The result follows from Equation (8) and Proposition 5.9. \square

6. SHORT CURVES ALONG LINES OF MINIMA

In this section we prove Theorem B, stated more precisely as Theorem 6.1, which gives our combinatorial estimate for the length of a curve which becomes extremely short at some point along the line of minima $\mathcal{L}(\nu^+, \nu^-)$. We also estimate the twist of ν^\pm around α in Theorem 6.2. This will form the basis for our comparison of the metrics \mathcal{L}_t and g_t . It turns out that, in a close parallel to the case of the Teichmüller geodesic, there are two reasons why a curve can be extremely short: either the relative twisting of ν^+, ν^- about α is large, or one or other of the pants curves in a pair of pants adjacent to α in a short marking of \mathcal{L}_t has large intersection with either ν^+ or ν^- .

More precisely, suppose that α is an extremely short curve in \mathcal{L}_t and let $\mathcal{P}_{\mathcal{L}_t}$ be a short pants system in \mathcal{L}_t , which necessarily contains α . Define

$$(12) \quad H_t(\alpha) = \sup_{\beta \in \mathcal{B}} \frac{l_{g_t}(\beta)}{l_{g_t}(\alpha)},$$

where \mathcal{B} is the set of pants curves in $\mathcal{P}_{\mathcal{L}_t}$ which are boundaries of pants adjacent to α .

Let $D_t(\alpha)$ be as in Equation(10). Our main estimates are:

Theorem 6.1. *Let α be a curve on S which is neither vertical nor horizontal. If α is extremely short in \mathcal{L}_t , then*

$$\frac{1}{l_{\mathcal{L}_t}(\alpha)} \asymp \max\left\{D_t(\alpha), \sqrt{H_t(\alpha)}\right\}.$$

Theorem 6.2. *With the same hypotheses as Theorem 6.1, the twist satisfies:*

$$\begin{aligned} Tw_{\mathcal{L}_t}(\nu^+, \alpha) &= O\left(\frac{1}{l_{\mathcal{L}_t}(\alpha)}\right) \quad \text{if } t \geq t_\alpha, \\ Tw_{\mathcal{L}_t}(\nu^-, \alpha) &= O\left(\frac{1}{l_{\mathcal{L}_t}(\alpha)}\right) \quad \text{if } t \leq t_\alpha. \end{aligned}$$

To prove Theorems 6.1, 6.2, we note that since the surface \mathcal{L}_t is on the line of minima, we have at the point \mathcal{L}_t ,

$$(13) \quad dl(\nu_t^+) + dl(\nu_t^-) = 0.$$

Theorems 6.1 and 6.2 will follow from the relations we get by applying Equation(13) to $\frac{\partial}{\partial \tau_\alpha}$, $\frac{\partial}{\partial l(\alpha)}$, which are respectively the infinitesimal twist and length deformations of α . For the first of these we use the well-known formula of Kerckhoff [10] and Wolpert [26], while for the second we use the analogous formula for the length deformation derived in [23].

6.1. Differentiation with respect to twist. Suppose as above that α is an extremely short curve in \mathcal{L}_t . If we apply Equation(13) to $\frac{\partial}{\partial \tau_\alpha}$, the derivative formula in [10] and [26] gives

$$0 = \frac{\partial l(\nu_t^+)}{\partial \tau_\alpha} + \frac{\partial l(\nu_t^-)}{\partial \tau_\alpha} = \int_\alpha \cos \theta^+ d\nu_t^+ + \int_\alpha \cos \theta^- d\nu_t^-,$$

where θ^\pm is the function measuring the angle from each arc of $|\nu_t^\pm|$ to α . Assume that α is neither vertical nor horizontal, so that neither $i(\nu^+, \alpha)$ nor $i(\nu^-, \alpha)$ is zero. Then we may define the average angle Θ_t^\pm by

$$\cos \Theta_t^\pm = \frac{1}{i(\nu_t^\pm, \alpha)} \int_\alpha \cos \theta^\pm d\nu_t^\pm.$$

Setting $T = t - t_\alpha$, the preceding two equations give

$$(14) \quad e^T \cos \Theta_t^+ + e^{-T} \cos \Theta_t^- = 0.$$

If a particular leaf L of a lamination $|\nu|$ cuts α at an angle θ at a point p , then from the definition of the twist (see Section 4.1) and simple hyperbolic geometry we have

$$\cos \theta = \tanh[tw(L, \alpha, p)l(\alpha)/2].$$

Since the twists $tw(L, \alpha, p)$ for different leaves L differ by at most 1, if α is sufficiently short we obtain the estimate

$$(15) \quad |\cos \theta - \cos \Theta_t^\pm| = O(l(\alpha))$$

from which we deduce that either $\cos \Theta_t^\pm$ and $tw_{\mathcal{L}_t}(\nu^\pm, \alpha)$ have the same sign, or that $|\cos \Theta_t^\pm| = O(l(\alpha))$ so that $|tw_{\mathcal{L}_t}(\nu^\pm, \alpha)| = O(1)$.

Note also that Equation(14) implies that ν^+, ν^- twist around α in opposite directions and that the lamination whose weight on α is smaller does more of the twisting.

6.2. Differentiation with respect to length. For the length deformation, we shall apply the extension of the Wolpert formula derived in [23], which gives a general expression for $dl(\zeta)$ with reference to a marking M , where $\zeta \in \mathcal{S}$. Let $\tilde{\alpha}_1, \dots, \tilde{\alpha}_n$ be the lifts of the pants curves in M successively met by ζ , where the segment of the lift $\tilde{\zeta}$ of ζ between $\tilde{\alpha}_1$ and $\tilde{\alpha}_n$ projects to one complete period of ζ . Let d_j be the length of the common perpendicular π_j between $\tilde{\alpha}_j, \tilde{\alpha}_{j+1}$ and let S_j be the signed distance between π_{j-1} and π_j along $\tilde{\alpha}_j$, where the sign is positive if the direction from π_{j-1} to π_j coincides with the orientation of α_j . Then Equation(3) of [23] states that

$$(16) \quad dl(\zeta) = \sum_{j=1}^n \cosh u_j dd_j + \sum_{j=1}^n \cos \theta_j dS_j,$$

where θ_j is the angle from $\tilde{\zeta}$ to $\tilde{\alpha}_j$ measured counter-clockwise and u_j is the complex distance from $\tilde{\zeta}$ to π_j . Replacing sums by integrals, we see that this formula, derived in [23] for closed curves, pertains equally to a measured lamination.

We want to apply this formula to $\frac{\partial}{\partial l(\alpha)}$ for some specific curve α , where, as in [23], we will take the partial derivative to mean with respect to a fixed set of coordinates $(l_\sigma(\alpha), \hat{s}_\alpha(\sigma))$ for $\mathcal{T}(S)$, the twist coordinate $\hat{s}_\alpha(\sigma)$ being defined as in Section 4.2. The non-zero contributions will be from terms dS_j corresponding to lifts of α , and from two types of term dd_j : those corresponding to perpendiculars with endpoints on lifts of α , and those corresponding to perpendiculars which do not intersect any lift of α , but whose projections are contained in a common pair of pants with α .

We first estimate the contribution from the terms dd_j . Suppose as above that $\mathcal{P}_{\mathcal{L}_t}$ is a short pants decomposition for \mathcal{L}_t . Let P be a pair of pants in $S \setminus \mathcal{P}_{\mathcal{L}_t}$ that has α as a boundary component. The geometry of P is completely determined by the lengths of the three boundary curves α, β, γ . A common perpendicular joining two (not necessarily distinct) boundary components of P may or may not have one of its endpoints on a boundary curve which projects to α on S . We say that the common perpendiculars of the first kind are *adjacent* to α , while those of the second type are not. The terms dd_j are estimated by the following lemma which is proved in the Appendix:

Lemma 6.3. *Let P be a pair of pants in $S \setminus \mathcal{P}_{\mathcal{L}_t}$ that has α as a boundary component, and suppose that α is extremely short in \mathcal{L}_t . Let u be the length of a common perpendicular adjacent to α , and let v denote the length of a common perpendicular not adjacent to α . Then*

$$\begin{aligned} (i) \quad \frac{\partial u}{\partial l(\alpha)} &\stackrel{*}{\asymp} -\frac{1}{l(\alpha)} \\ (ii) \quad \frac{\partial v}{\partial l(\alpha)} &\stackrel{*}{\asymp} l(\alpha), \end{aligned}$$

where the partial derivatives are taken with respect to Fenchel Nielsen coordinates defined using the pants decomposition $\mathcal{P}_{\mathcal{L}_t}$.

We remark that the first of these estimates coincides with the heuristic computation that since the collar around α has length comparable to $\log[1/l(\alpha)]$, the derivative should be approximately $-1/l(\alpha)$.

We also need to bound the coefficient $\cosh u_j$ of dd_j in Equation (16). Notice that the bound applies to all the pants curves (not just the extremely short ones) in a short marking.

Lemma 6.4. *If α_j is a pants curve in a short marking, then*

$$|\cosh u_j| \stackrel{*}{\asymp} 1.$$

Proof. Since M is a short marking, by definition all curves α_j have length bounded above, and hence the length d_j of the common perpendicular π_j to $\tilde{\alpha}_i, \tilde{\alpha}_{j+1}$ is bounded below.

Suppose first that $\tilde{\zeta}$ intersects π_j in a point o whose perpendicular distance from $\tilde{\alpha}_j$ along π_j is x_j . In this case, $u_j = i\phi_j$, where ϕ_j is the angle between $\tilde{\zeta}$ and π_j at o . Since $\tilde{\zeta}$ intersects both $\tilde{\alpha}_j$ and $\tilde{\alpha}_{j+1}$, the angle of parallelism formula gives $\tan \phi_j < 1/\sinh x_j$ and $\tan \phi_j < 1/\sinh(d_j - x_j)$. Since at least one of x_j and $d_j - x_j$ is bounded below, this gives a uniform upper bound on $\tan \phi_j$. Thus ϕ_j is bounded away from $\pi/2$ and $|\cosh u_j| = |\cos \phi_j|$ is bounded away from 0.

If $\tilde{\zeta}$ is disjoint from π_j , then u_j is the hyperbolic distance from $\tilde{\zeta}$ to π_j . Let p denote the point where the common perpendicular from $\tilde{\zeta}$ to π_j meets π_j . If y_j denotes the distance from p to $\tilde{\alpha}_j$, then the quadrilateral formula gives $\sinh y_j \sinh u_j = |\cos \theta_j|$, where θ_j is the angle between $\tilde{\zeta}$ and $\tilde{\alpha}_j$. Arguing as above, we may suppose that y_j is bounded below, whence $|\sinh u_j|$ and hence $|\cosh u_j|$ are bounded above. The result follows. \square

We now consider the second sum in Equation(16).

Lemma 6.5. *Let $\tilde{\alpha}_j$ be a lift of the curve α with corresponding shift coordinate $S_j = S_j(\zeta)$. Then*

$$\left| \frac{\partial S_j}{\partial l(\alpha)} - tw_{\mathcal{L}_t}(\zeta, \alpha) \right| = O(1).$$

Proof. Homotope the lift $\tilde{\zeta}$ to the piecewise geodesic path $\hat{\zeta}$ that runs along the successive lifts $\tilde{\alpha}_i$ and common perpendiculars to the $\tilde{\alpha}_i$. The projection of $\hat{\zeta}$ to S is homotopic to ζ . Then $S_j(\zeta)$ equals the signed distance that $\hat{\zeta}$ travels along $\tilde{\alpha}_j$. We can express $S_j(\zeta) = n_j(\zeta)l(\alpha)/2 + e_j(\zeta) + \hat{s}_j(\alpha)$ where $n_j(\zeta) \in \mathbb{Z}$ is the (signed) number of seams $\hat{\zeta}$ intersects along $\tilde{\alpha}_j$, where $\hat{s}_j(\alpha)$ is the Fenchel Nielsen twist at \mathcal{L}_t as defined in Section 4.2, and $e_j(\zeta)$ is an error term that allows for the fact that in the base surface σ_0 , the incoming and outgoing perpendiculars π_j, π_{j+1} may be offset along α by an amount of absolute value at most $l_\sigma(\alpha)$ which depends only on the geometry of the two adjacent pants, see [23]. In particular $e_j(\zeta)$ can be non-zero only in the case where either π_j or π_{j+1} projects to a perpendicular from α to itself.

Since the partial derivatives are taken with respect to the coordinates $(l_\sigma(\alpha), \hat{s}_\sigma(\alpha))$, the term $\partial \hat{s}_j / \partial l(\alpha)$ vanishes. To avoid an unpleasant calculation, we get rid of the term $e_j(\zeta)$ as follows. Modify $\hat{\zeta}$ to a path which still runs along the lifts of the pants curves and their common perpendiculars, but which never goes along a perpendicular from a lift of α to itself. Specifically, let π_j be such a common perpendicular which projects to a pair of pants P one of whose boundary components is α . Let β be one of the other boundary components and let η be the perpendicular from α to β . The projection of π_j to P is homotopic, with fixed endpoints, to an arc which runs along α , then along η , then along β , back along η , finally back to the final point on α , see Figure 3. Modify $\hat{\zeta}$ by replacing π_j by the lift of this alternate path. Doing this in each instance gives a replacement for $\hat{\zeta}$, with respect to which one

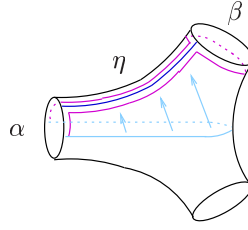


FIGURE 3. Homotoping the perpendicular.

can define all quantities occurring in (16) as before. The derivation of Equation (16) in [23] will still work for this new path. Denoting the newly defined shift also by S_j , we thus have $\partial S_j / \partial l(\alpha) = n_j / 2 \pm 1$. Now since δ_α is the shortest dual curve to α at \mathcal{L}_t , it is not hard to see that $n_j / 2 = i_\alpha(\zeta, \delta_\alpha) \pm O(1)$. The proof is completed by applying Lemma 4.4. \square

We can now put the above results together to obtain an estimate of $\frac{\partial l(\nu)}{\partial l(\alpha)}$. Let $\{\pi_j\}_{j \in J}$ be the subset of perpendiculars whose projections are contained in a common pair of pants with α but are disjoint from α . Then by Lemmas 6.3(ii) and 6.4, we have

$$\sum_{j \in J} \cosh u_j \frac{\partial d_j}{\partial l(\alpha)} \stackrel{*}{\asymp} \sum_{j \in J} \frac{\partial d_j}{\partial l(\alpha)} \stackrel{*}{\asymp} \sum_{j \in J} l(\alpha).$$

In the case that we have a measured lamination ν instead of a curve ζ , we obtain by the same reasoning

$$\sum_{j \in J} \cosh u_j \frac{\partial d_j}{\partial l(\alpha)} \stackrel{*}{\asymp} \sum_{j \in J} l(\alpha) \cdot w_\nu(\pi_j),$$

where $w_\nu(\pi_j)$ is the ν -weight of the leaves of $\tilde{\nu}$ that go from $\tilde{\alpha}_j$ to $\tilde{\alpha}_{j+1}$. Let us denote

$$(17) \quad \Delta_\nu(\alpha) = \sum_{j \in J} w_\nu(\pi_j).$$

By applying Equation(15), Lemmas 6.3 – 6.5 to Equation(16), we obtain the following:

Lemma 6.6. *Let α be a curve in a short pants decomposition \mathcal{P} of σ and let ν be a measured lamination transverse to α , with average intersection angle Θ . If α is extremely short and neither horizontal nor vertical, then, using Fenchel Nielsen coordinates relative to \mathcal{P} , we*

have $\frac{\partial l(\nu)}{\partial l(\alpha)} = -A + B + C$, where

$$A \stackrel{*}{\asymp} i(\nu, \alpha) \frac{1}{l(\alpha)}, \quad B \stackrel{*}{\asymp} \Delta_\nu(\alpha) l(\alpha), \quad C \stackrel{*}{\asymp} i(\nu, \alpha) (tw(\nu, \alpha) \cos \Theta + O(1)).$$

6.3. Proof of the main estimates. We are ready to prove our main results Theorems 6.1 and 6.2. If we apply Equation(13) to $\partial/\partial l(\alpha)$, then by Lemma 6.6, we obtain

$$(18) \quad 0 = \frac{\partial l(\nu_t^+)}{\partial l(\alpha)} + \frac{\partial l(\nu_t^-)}{\partial l(\alpha)} = -(A^+ + A^-) + B^+ + B^- + C^+ + C^-,$$

where

$$\begin{aligned} A^\pm &\stackrel{*}{\asymp} i(\nu_t^\pm, \alpha) \frac{1}{l(\alpha)}, \quad B^\pm \stackrel{*}{\asymp} \Delta_{\nu_t^\pm}(\alpha) l(\alpha) \\ C^\pm &\stackrel{*}{\asymp} i(\nu_t^\pm, \alpha) (tw(\nu_t^\pm, \alpha) \cos \Theta_t^\pm + O(1)). \end{aligned}$$

Since $A^+ + A^- = B^+ + B^- + C^+ + C^-$, we get

$$(19) \quad \frac{1}{l(\alpha)} \stackrel{*}{\asymp} \frac{\Delta_{\nu_t^+}(\alpha) + \Delta_{\nu_t^-}(\alpha)}{i(\nu_t^+, \alpha) + i(\nu_t^-, \alpha)} l(\alpha) + \frac{C^+ + C^-}{i(\nu_t^+, \alpha) + i(\nu_t^-, \alpha)}.$$

Lemma 6.7. *Let $H_t(\alpha)$ be defined as in Equation(12). Then we have*

$$H_t(\alpha) \asymp \frac{\Delta_{\nu_t^+}(\alpha) + \Delta_{\nu_t^-}(\alpha)}{i(\nu_t^+, \alpha) + i(\nu_t^-, \alpha)}.$$

Proof. The strands of ν_t^\pm which intersect pants adjacent to α but which are disjoint from α , must intersect one of the curves in \mathcal{B} . Hence, by definition of $\Delta_{\nu_t^\pm}(\alpha)$, we have

$$\frac{\Delta_{\nu_t^+}(\alpha) + \Delta_{\nu_t^-}(\alpha)}{i(\nu_t^+, \alpha) + i(\nu_t^-, \alpha)} \prec \sum_{\beta \in \mathcal{B}} \frac{l_{q_t}(\beta)}{l_{q_t}(\alpha)} \stackrel{*}{\asymp} H_t(\alpha).$$

To prove the inequality in the other direction, let $\beta \in \mathcal{B}$ be the curve that realizes the maximum in the definition of $H_t(\alpha)$. For $\nu = \nu_t^\pm$, let $\nu_{\beta\alpha}, \nu_{\beta\beta}, \nu_{\beta\gamma}$ be the collections of strands of ν that run between β and α , from β to itself, and between β and γ , respectively. (As usual, there are different possible configurations of strands in each pants, in particular $\nu_{\beta\beta}$ may be empty. The inequalities which follow are however valid in all cases.) Denote the ν -weight of these by $w(\nu_{\beta\alpha})$, $w(\nu_{\beta\beta})$, and $w(\nu_{\beta\gamma})$,

respectively. Then

$$\begin{aligned} H_t(\alpha) &= \frac{l_{q_t}(\beta)}{l_{q_t}(\alpha)} \stackrel{*}{\asymp} \sum_{I=+,-} \frac{w(\nu_{\beta\alpha}^I) + w(\nu_{\beta\beta}^I) + w(\nu_{\beta\gamma}^I)}{l_q(\alpha)} \\ &\prec \sum_{I=+,-} \frac{w(\nu_{\beta\beta}^I) + w(\nu_{\beta\gamma}^I)}{l_q(\alpha)} \prec \frac{\Delta_{\nu_t^+}(\alpha) + \Delta_{\nu_t^-}(\alpha)}{i(\nu_t^+, \alpha) + i(\nu_t^-, \alpha)}. \end{aligned}$$

□

Proof of Theorem 6.1. By Lemma 6.7, Equation(19) gives $1/l_{\mathcal{L}_t}(\alpha) \asymp G_t + H_t l_{\mathcal{L}_t}(\alpha)$, where $H_t = H_t(\alpha)$ and

$$G_t = G_t(\alpha) = \frac{C^+ + C^-}{i(\nu_t^+, \alpha) + i(\nu_t^-, \alpha)}.$$

Hence, we must have either

$$\frac{1}{l_{\mathcal{L}_t}(\alpha)} \asymp G_t \quad \text{or} \quad \frac{1}{l_{\mathcal{L}_t}(\alpha)} \asymp H_t l_{\mathcal{L}_t}(\alpha),$$

from which we obtain

$$\frac{1}{l_{\mathcal{L}_t}(\alpha)} \asymp \max\{G_t, \sqrt{H_t}\}.$$

We simplify the expression for G_t as follows. By the discussion following Equation(15) we see that either $tw_{\mathcal{L}_t}(\nu^+, \alpha) \cos \Theta_t^+$ is positive, or $|tw_{\mathcal{L}_t}(\nu^+, \alpha) \cos \Theta_t^+| = O(1)$, and likewise for ν^- . Also note that $tw_{\mathcal{L}_t}(\nu^+, \alpha)$ and $tw_{\mathcal{L}_t}(\nu^-, \alpha)$ are either $O(1)$ or have opposite signs, so that $d_\alpha(\nu^+, \nu^-) = Tw_{\mathcal{L}_t}(\nu^+, \alpha) + Tw_{\mathcal{L}_t}(\nu^-, \alpha) \pm O(1)$. As before, let $T = t - t_\alpha$. Then by applying Equation(14), we get

$$\begin{aligned} G_t(\alpha) &= \frac{e^T |\cos \Theta_t^+| Tw_{\mathcal{L}_t}(\nu^+, \alpha) + e^{-T} |\cos \Theta_t^-| Tw_{\mathcal{L}_t}(\nu^-, \alpha)}{e^T + e^{-T}} + O(1) \\ (20) \quad &\asymp \frac{e^T |\cos \Theta_t^+| d_\alpha(\nu^+, \nu^-)}{e^T + e^{-T}} = \frac{e^{-T} |\cos \Theta_t^-| d_\alpha(\nu^+, \nu^-)}{e^T + e^{-T}}. \end{aligned}$$

This almost completes the proof, except it remains to be shown that if $1/l_{\mathcal{L}_t}(\alpha) \asymp G_t$, then $G_t \asymp e^{-2|t-t_\alpha|} d_\alpha(\nu^+, \nu^-)$. By Equation(20), it is sufficient to show that there is some constant $c > 0$, independent of α , such that $|\cos \Theta_t^-| > c$ whenever $T > 0$ and $|\cos \Theta_t^+| > c$ whenever $T < 0$.

Our assumption that $1/l_{\mathcal{L}_t}(\alpha) \asymp G_t$ and the fact that $l_{\mathcal{L}_t}(\alpha)$ is sufficiently small, together with Equation(20) imply that

$$\frac{1}{l_{\mathcal{L}_t}(\alpha)} \stackrel{*}{\asymp} Tw_{\mathcal{L}_t}(\nu^-, \alpha) + Tw_{\mathcal{L}_t}(\nu^+, \alpha).$$

Let $X_t = Tw_{\mathcal{L}_t}(\nu^-, \alpha)l_{\mathcal{L}_t}(\alpha)$ and $Y_t = Tw_{\mathcal{L}_t}(\nu^+, \alpha)l_{\mathcal{L}_t}(\alpha)$. The above inequality states that

$$(21) \quad X_t + Y_t \succ^* 1.$$

If $T > 0$ then by Equation(14), $|\cos \Theta_t^-| > |\cos \Theta_t^+|$ so that $X_t > Y_t - O(l(\alpha))$ by Equation(15). Thus, reducing the value of the upper bound ϵ_0 on $l_{\mathcal{L}_t}(\alpha)$ if necessary, it follows from Equation(21) that X_t is bounded below by some positive constant, and thus the same is true of $|\cos \Theta_t^-|$. The analogous statement holds for $|\cos \Theta_t^+|$ when $T < 0$. \square

Proof of Theorem 6.2. From Equation(14), $|\cos \Theta_t^\pm| \leq e^{-2|T|}$. It follows from Equation(15) that if $T \gg 0$ then $Tw_{\mathcal{L}_t}(\nu^+, \alpha)l_{\mathcal{L}_t}(\alpha) \prec e^{-2T}$. The argument for $T \ll 0$ is similar.

Now suppose that $|T| = O(1)$. Since

$$Tw_{\mathcal{L}_t}(\nu^\pm, \alpha)l_{\mathcal{L}_t}(\alpha) \prec d_\alpha(\nu^+, \nu^-)l_{\mathcal{L}_t}(\alpha)$$

and since by Theorem 6.1, $d_\alpha(\nu^+, \nu^-)l_{\mathcal{L}_t}(\alpha) \prec e^{2|T|}$, the result follows. \square

6.4. Estimates for horizontal and vertical short curves on \mathcal{L} .

As in Section 5.5, we need the analogue of Theorems 6.1 and 6.2 for extremely short curves α which are either horizontal or vertical. As in that section, assume α is vertical so that $i(\alpha, \nu^-) = 0$.

As before, we shall obtain the estimates by applying Equation(13) to $\frac{\partial}{\partial \tau_\alpha}, \frac{\partial}{\partial l(\alpha)}$. Since α is vertical,

$$0 = \frac{\partial l(\nu_t^+)}{\partial \tau_\alpha} + \frac{\partial l(\nu_t^-)}{\partial \tau_\alpha} = \frac{\partial l(\nu_t^+)}{\partial \tau_\alpha} = \int_\alpha \cos \theta^+ d\nu_t^+.$$

Hence Equation(14) is replaced by $\cos \Theta_t^+ = 0$. Furthermore, Equation(15) gives $|tw_{\mathcal{L}_t}(\nu^+, \alpha)| = O(1)$.

Let $m^-(\alpha)$ be the weight on α of $\nu^- = \nu_0^-$, in other words, $\nu^- = m^-(\alpha)\alpha + \eta$, where η has support disjoint from α . Then following the line of discussion in Section 6.2, it is easy to check that

$$\frac{\partial l(\nu_t^-)}{\partial l(\alpha)} = e^{-t}m^-(\alpha) + \Delta_{\nu_t^-}(\alpha)l(\alpha).$$

Hence, in place of Equation(18), we obtain

$$0 = \frac{\partial l(\nu_t^+)}{\partial l(\alpha)} + \frac{\partial l(\nu_t^-)}{\partial l(\alpha)} = -A^+ + B^+ + C^+ + e^{-t}m^-(\alpha) + B^-,$$

where A^+, B^\pm, C^+ are defined as before. Since

$$C^+ \asymp^* i(\nu_t^+, \alpha)[tw(\nu^+, \alpha) \cos \Theta_t^+ + O(1)] \asymp^* i(\nu_t^+, \alpha),$$

we get

$$\frac{1}{l_{\mathcal{L}_t}(\alpha)} \asymp H_t(\alpha)l_{\mathcal{L}_t}(\alpha) + \frac{e^{-t}m^-(\alpha)}{i(\nu_t^+, \alpha)} = H_t(\alpha)l_{\mathcal{L}_t}(\alpha) + e^{-2t} \frac{m^-(\alpha)}{i(\nu^+, \alpha)}.$$

Thus we obtain:

Theorem 6.8. *Let α be a curve which is vertical on S . If α is extremely short in \mathcal{L}_t , then*

$$\frac{1}{l_{\mathcal{L}_t}(\alpha)} \asymp \max\left\{e^{-2t} \frac{m^-(\alpha)}{i(\nu^+, \alpha)}, \sqrt{H_t(\alpha)}\right\}.$$

If α is horizontal, the estimate is the same except that the first term is replaced by $e^{2t}m^+(\alpha)/i(\nu^-, \alpha)$, where now $m^+(\alpha)$ is the weight on α of ν^+ .

Theorem 6.9. *With the same hypotheses as Theorem 6.8, the twist satisfies $Tw_{\mathcal{L}_t}(\nu^+, \alpha) = O(1)$ if α is vertical and $Tw_{\mathcal{L}_t}(\nu^-, \alpha) = O(1)$ if α is horizontal.*

7. COMPARING \mathcal{L}_t AND \mathcal{G}_t

In this section, we compare the geometry of \mathcal{L}_t and \mathcal{G}_t by comparing their respective thick-thin decompositions. Specifically, we prove that

$$(22) \quad H_t(\alpha) \asymp K_t(\alpha)$$

which, together with Theorems 5.8 and 6.1 gives a precise relationship between the lengths of short curves on \mathcal{L}_t and g_t . Furthermore, we show in Theorem 7.10 that on corresponding thick components, the two metrics \mathcal{L}_t and g_t almost coincide. Combining this with the information of twist given in Theorems 5.10 and 6.2, we estimate the Teichmüller distance between \mathcal{L}_t and \mathcal{G}_t in Theorem 7.15.

As explained in the introduction, the actual logical flow in proving Equation(22) is not straightforward. We first show relatively easily in Proposition 7.1 that $H_t(\alpha) \succ K_t(\alpha)$. From this we deduce that a curve that is extremely short in g_t is also extremely short in \mathcal{L}_t . This is used in proving Theorem 7.10 mentioned above, which in turn is used in proving $H_t(\alpha) \prec K_t(\alpha)$.

7.1. Curves are shorter in $\mathcal{L}(\nu^+, \nu^-)$.

Proposition 7.1. *If α is extremely short in g_t , then $H_t(\alpha) \succ K_t(\alpha)$. Therefore,*

$$\frac{1}{l_{\mathcal{L}_t}(\alpha)} \succ \frac{1}{l_{g_t}(\alpha)}.$$

Proof. Once we show that $H_t(\alpha) \succ K_t(\alpha)$, the second statement follows from Theorems 5.8 and 6.1.

The only case of interest will be that in which $K_t(\alpha)$ is large. Let $E(\alpha)$ be the one of the expanding annuli $E_i(\alpha)$ around α of larger modulus, defined as in the discussion preceding Corollary 5.4. Denote the inner and outer boundary curves of $E(\alpha)$ by ∂_0 and ∂_1 . Let ω be an essential arc from α to itself such that $l_q(\omega) = 2d_q(\partial_0, \partial_1)$, where as usual d_q denotes distance in the q -metric. The annulus $E(\alpha)$ intersects the q -representative \hat{Y} of a thick component Y of (S, g_t) adjacent to α . Let us first suppose that ω is contained in \hat{Y} . A small regular neighborhood of $\alpha \cup \omega$ has boundary consisting of α and two curves, ζ_1, ζ_2 , which together with α bound a pair of pants. Therefore, either both ζ_1 and ζ_2 are contained in \mathcal{B} or one of these two curves must intersect a curve in \mathcal{B} transversely. (As in Equation(12), \mathcal{B} is the set of pants curves in a short pants decomposition $\mathcal{P}_{\mathcal{L}_t}$ which are boundaries of pants adjacent to α .)

First consider the case when $\zeta_1, \zeta_2 \in \mathcal{B}$. If either ζ_1 or ζ_2 is non-peripheral in Y , then by definition of $H_t(\alpha)$ and λ_Y ,

$$H_t(\alpha) = \max_{\beta \in \mathcal{B}} \left\{ \frac{l_q(\beta)}{l_q(\alpha)} \right\} \geq \max \left\{ \frac{l_q(\zeta_1)}{l_q(\alpha)}, \frac{l_q(\zeta_2)}{l_q(\alpha)} \right\} \geq \frac{\lambda_Y}{l_q(\alpha)}.$$

If both ζ_1, ζ_2 are peripheral in Y , then

$$(23) \quad H_t(\alpha) \succ \frac{l_q(\zeta_1) + l_q(\zeta_2) + l_q(\alpha)}{l_q(\alpha)} \asymp \frac{\lambda_Y}{l_q(\alpha)}.$$

Now consider the case when either ζ_1 or ζ_2 intersects a curve $\beta \in \mathcal{B}$ transversely. Note that for $i = 1, 2$,

$$l_q(\zeta_i) \leq l_q(\omega) + l_q(\alpha) \leq 4 \operatorname{diam}_q(\hat{Y}) \stackrel{*}{\asymp} \lambda_Y.$$

Suppose that β intersects ζ_i and that ζ_i is not peripheral in Y . Then it follows from the above inequality and the definition of λ_Y that $l_q(\zeta_i) \stackrel{*}{\asymp} \lambda_Y$. Since by Theorem 5.5 we have $l_q(\zeta_i) \stackrel{*}{\asymp} \lambda_Y l_g(\zeta_i)$, we see that $l_g(\zeta_i) \stackrel{*}{\asymp} 1$. Then, by the collar lemma for quadratic differentials [20], we have

$$l_q(\beta) \stackrel{*}{\asymp} l_q(\zeta_i) \stackrel{*}{\asymp} \lambda_Y.$$

The only remaining possibility to consider is when both ζ_1, ζ_2 are peripheral so that Y is a pair of pants. If β intersects ζ_i , then since β must pass through an annulus around ζ_i which has large modulus, we conclude $l_q(\beta) \succ l_q(\zeta_i)$. If β does not intersect ζ_i , any arc η of $\beta \cap \hat{Y}$ has endpoints on the other curve ζ_j , $j \neq i$. The curve that goes along η , winds once around ζ_j and comes back to α along η is homotopic ζ_i .

Since β passes through an annulus of large modulus around ζ_j , this implies $l_q(\beta) \stackrel{*}{\succ} 2l_q(\eta) + l_q(\zeta_j) \geq l_q(\zeta_i)$. Either way, we have $l_q(\beta) \stackrel{*}{\succ} l_q(\zeta_i)$ and thus $l_q(\beta) \stackrel{*}{\succ} l_q(\zeta_1) + l_q(\zeta_2)$.

Finally, if the original arc ω was not contained in \hat{Y} , we can replace it with an arc that is contained in \hat{Y} of comparable length as in the proof of Theorem 5.7, and run the same argument. \square

The key point in proving the other half of Equation(22) is Proposition 7.4, which shows that the metric \mathcal{L}_t not only minimizes $l_\sigma(\nu_t^+) + l_\sigma(\nu_t^-)$, but that it also in a suitable coarse sense minimizes the contribution to the sum of the parts of ν_t^\pm which lie in the thick part of \mathcal{L}_t . We begin with estimates that are necessary to analyze this thick part.

7.2. Length estimates on subsurfaces. If (S, σ) is a hyperbolic surface and $Y \subset S$ is a subsurface of the thick part, we want to find an approximation to $l_\sigma(\nu^\pm \cap Y)$. To consider the problem in general, we consider $l_\sigma(\nu^\pm \cap Q)$ for a subsurface Q with geodesic boundary. Suppose that ζ is a geodesic that intersects Q . The essential idea is that we can approximate $\zeta \cap Q$ by piecewise geodesic arcs homotopic to $\zeta \cap Q$, which alternately run along arcs perpendicular to ∂Q and parallel to ∂Q . The length of the parallel portion is determined by the twisting of ζ about the curves in ∂Q , while the portion ζ_Q perpendicular to ∂Q is defined and estimated as explained below.

Let $\underline{\alpha}$ be a collection of disjoint simple closed geodesics on (S, σ) and let Q be a totally geodesic surface which is the metric completion of a component of $S \setminus \underline{\alpha}$. (It is possible for two distinct boundary components of Q to be identified in S to a single curve $\alpha \in \underline{\alpha}$, so strictly speaking, Q is not a subsurface of S .) If η is an essential arc with endpoints on ∂Q , let η_Q be the shortest arc in Q that is freely homotopic to η , relative to ∂Q . In this case, clearly η_Q is orthogonal to ∂Q . If η is a simple closed curve in Q , let $\eta_Q = \eta$. For convenience we allow the possibility that $\eta = \eta_Q$ is a component of ∂Q , remarking that this is not quite the same as the definition in [19].

Suppose ξ is a measured lamination on S . Then the intersection $\xi \cap Q$ is a union of closed curves in Q and arcs with endpoints on ∂Q . For a component η of $\xi \cap Q$, let $n(\eta_Q)$ denote the transverse measure of arcs or curves in the homotopy class $[\eta_Q]$. The *orthogonal projection* of ξ onto Q is $\xi_Q = \sum n(\eta_Q)\eta_Q$, where the sum is taken over the representative η_Q from each class of components, and correspondingly let $l_\sigma(\xi_Q) = \sum n(\eta_Q)l_\sigma(\eta_Q)$.

If all curves in ∂Q are of bounded length, then we have the following estimate of $l_\sigma(\zeta \cap Q)$ in terms of ζ_Q and $Tw_\sigma(\zeta, \alpha)$:

Lemma 7.2. *Suppose $l_\sigma(\alpha_j) < \ell$ for every component α_j of ∂Q . Then there exists a constant $K = K(\ell)$ such that for any measured lamination ξ on S :*

$$\left| l_\sigma(\xi \cap Q) - \left[l_\sigma(\xi_Q) + \sum l_\sigma(\alpha_j) \frac{Tw_\sigma(\xi, \alpha_j)}{2} i(\xi, \alpha_j) \right] \right| \leq K \cdot i(\xi, \partial Q),$$

where the sum is taken over all α_j that are not components of ξ .

For a proof, see the Appendix. The next lemma can be proved similarly, applying the same property of hyperbolic triangles. We omit the proof.

Lemma 7.3. *Suppose $l_\sigma(\alpha) < \epsilon_0$. Let A be an embedded annulus in (S, σ) such that one component of ∂A is the geodesic α and the other a hyperbolically equidistant curve of length ϵ_0 . Then there is a uniform constant K such that for any measured lamination ξ on S that intersects α transversely:*

$$\left| l_\sigma(\xi \cap A) - \left[\log \frac{1}{l_\sigma(\alpha)} + l_\sigma(\alpha) \frac{Tw_\sigma(\xi, \alpha)}{2} \right] i(\xi, \alpha) \right| \leq K \cdot i(\xi, \alpha).$$

Here, $\log[1/l_\sigma(\alpha)]$ approximates the width of A , up to a bounded additive error.

We will now apply Lemmas 7.2 and 7.3 to prove Proposition 7.4 below, which in turn is the key step to proving Theorem 7.10.

For $\rho > 0$ and a hyperbolic metric $\sigma \in \mathcal{T}(S)$, define

$$\mathcal{S}_\rho(\sigma) = \{\alpha \in \mathcal{S} : l_\sigma(\alpha) < \rho\}.$$

Proposition 7.1 implies that if α is extremely short in g_t , then we can choose a constant $\epsilon < \epsilon_0$, depending only on ϵ_0 , such that if $l_{g_t}(\alpha) < \epsilon$, then $l_{\mathcal{L}_t}(\alpha) < \epsilon_0$. In other words, we can choose $\epsilon < \epsilon_0$ so that

$$(24) \quad \mathcal{S}_\epsilon(g_t) \subset \mathcal{S}_{\epsilon_0}(\mathcal{L}_t).$$

Now, let $Q = Q_t$ be a component of $S \setminus \mathcal{S}_\epsilon(g_t)$. The metric \mathcal{L}_t naturally endows Q with the structure of hyperbolic surface with geodesic boundary, which by the above, satisfies $l_{\mathcal{L}_t}(\alpha) < \epsilon_0$ for all components α of ∂Q . Henceforth, fix a constant c that satisfies $\epsilon_0 < c < \epsilon_{\mathcal{M}}$. For $\sigma = g_t, \mathcal{L}_t$, or in general, any metric that makes Q a hyperbolic surface with geodesic boundary components that are extremely short, define $C(\alpha, \sigma)$ to be the collar of α in (Q, σ) such that one component of $\partial C(\alpha)$ is (the geodesic representative of) α , and the other, the equidistant curve of length c . Because $c < \epsilon_{\mathcal{M}}$, the collars are all disjoint from

one another. Let (Q_T, σ) be the metric subsurface of Q defined by:

$$(Q_T, \sigma) = (Q, \sigma) \setminus \coprod_{\alpha \in \partial Q} C(\alpha, \sigma).$$

In particular, every component of ∂Q_T has length c .

Since \mathcal{L}_t is on the line of minima, we have $l_{\mathcal{L}_t}(\nu_t^+) + l_{\mathcal{L}_t}(\nu_t^-) < l_{g_t}(\nu_t^+) + l_{g_t}(\nu_t^-)$. The contribution to this inequality from Q_T is given as follows:

Proposition 7.4. *If Q is a component of $S \setminus \mathcal{S}_\epsilon(g_t)$, then*

$$l_{\mathcal{L}_t}(\nu^+ \cap Q_T) + l_{\mathcal{L}_t}(\nu^- \cap Q_T) \stackrel{*}{\prec} l_{g_t}(\nu^+ \cap Q_T) + l_{g_t}(\nu^- \cap Q_T).$$

To prove Proposition 7.4, we need the following two lemmas.

Lemma 7.5. *Suppose (Q, σ) is a hyperbolic surface with geodesic boundary such that $l_\sigma(\alpha) < \epsilon_0$ for all $\alpha \in \partial Q$. Then for any measured geodesic lamination ξ on (S, σ) , we have*

$$l_\sigma(\xi \cap Q_T) \stackrel{*}{\prec} l_\sigma(\xi_Q \cap Q_T).$$

Proof. We consider $l_\sigma(\xi \cap Q_T) = l_\sigma(\xi \cap Q) - l_\sigma(\xi \cap \coprod C(\alpha))$ and apply Lemmas 7.2, 7.3 to the right-hand side. The proof is completed by observing that

$$l_\sigma(\xi_Q \cap Q_T) = l_\sigma(\xi_Q) - \sum_{\alpha \in \partial Q} \log \frac{1}{l_\sigma(\alpha)} i(\xi, \alpha) + O(i(\xi, \partial Q))$$

and that $l_\sigma(\xi \cap Q_T) \stackrel{*}{\succ} i(\xi, \partial Q_T) = i(\xi, \partial Q)$, due to the fact that every component of ∂Q_T has an annular neighborhood of definite width. \square

Lemma 7.6. *Suppose that (Q, σ) and (Q, σ') are two hyperbolic surfaces with geodesic boundary whose boundary components are all extremely short. Further assume that their Fenchel Nielsen coordinates with respect to some pants decomposition of Q coincide, except possibly for the lengths and twists corresponding to components of ∂Q . Then for any simple closed curve or arc η with endpoints on Q ,*

$$l_\sigma(\eta_Q \cap Q_T) \stackrel{*}{\prec} l_{\sigma'}(\eta_Q \cap Q_T).$$

Proof. This is essentially the same as a discussion in Minsky [19] page 283. The idea is that there is a K -bilipschitz homeomorphism $(Q_T, \sigma) \rightarrow (Q_T, \sigma')$ with constant K depending only on ϵ_0 . To see this, cut Q into hexagons, all of which agree except those whose edges form part of ∂Q . Now truncate those hexagons which have an edge on ∂Q by cutting off the collar round ∂Q in such a way that the boundary of the truncated hexagon is the corresponding component of ∂Q_T . By our construction,

the non-geodesic edges of the hexagons in the two surfaces are both equidistant curves of the same length c .

We define the required map piecewise from each possibly truncated hexagon in (Q_T, σ) to the corresponding one in (Q_T, σ') . Since all the Fenchel Nielsen coordinates agree in the interior of Q_T , we only have to see that there is a bilipschitz map between the truncated parts of two hexagons with alternate sides l_1, l_2, l_3 and l'_1, l'_2, l'_3 , where $l_1, l'_1 < c$. Such a map is easy to construct and the result follows. Note also that $K \rightarrow 1$ as $\epsilon_0 \rightarrow 0$. \square

We may assume that in the definition of the truncated surfaces Q_T , the constants ϵ_0 and c are chosen small enough that any non-peripheral geodesic loop contained in (Q, σ) is completely contained in Q_T . In particular, if \mathcal{P}_σ is a short pants system for σ and if $\beta \in \mathcal{P}_\sigma \setminus \partial Q$ is contained in Q_T , then so is its dual δ_β . Let M_σ be the short marking of σ associated to \mathcal{P}_σ . We call the subset of M_σ thus defined, the *restriction* $M_\sigma|_Q$ of M_σ to Q [16]. Equivalently, $M_\sigma|_Q$ is the set of curves in M_σ that are completely contained in Q and are non-peripheral in Q . If Q is a pair of pants then $M_\sigma|_Q$ is empty.

Proof of Proposition 7.4. Where convenient, we drop the subscript t . Since Q is a component of $S \setminus \mathcal{S}_\epsilon(g_t)$, the curves in ∂Q are included in the set of pants curves in both $M_\mathcal{L}$ and M_g . Define a new metric $\tau = \tau_t$ on S interpolating g_t and \mathcal{L}_t as follows. Let X be the metric completion of $S \setminus Q$. First we choose a new pants system \mathcal{P}_τ for S . The system \mathcal{P}_τ contains all the curves in ∂Q , in the interior of Q it consists of the pants curves in $M_g|_Q$, while in the interior of X it consists of the pants curves in $M_\mathcal{L}|_X$. We define τ_t by specifying its Fenchel Nielsen coordinates with respect to \mathcal{P}_τ . The metric τ_t will have the same Fenchel Nielsen coordinates associated to the pants curves in $M_g|_Q$ as g_t and the same Fenchel Nielsen coordinates associated to the curves in $M_\mathcal{L}|_Q \cup \partial Q$ as \mathcal{L}_t .

Since \mathcal{L} is on the line of minima we have:

$$(25) \quad l_\mathcal{L}(\nu_t^+) + l_\mathcal{L}(\nu_t^-) < l_\tau(\nu_t^+) + l_\tau(\nu_t^-).$$

Let us estimate both sides of this inequality. Applying Lemma 7.2 to $\nu = \nu_t^\pm$, we obtain:

$$\begin{aligned} l_\tau(\nu \cap X) &= l_\tau(\nu_X) + \frac{1}{2} \sum_{\alpha \in \partial Q} l_\tau(\alpha) \cdot i(\alpha, \nu) \cdot Tw_\tau(\nu, \alpha) + O(i(\nu, \partial Q)), \\ l_\mathcal{L}(\nu \cap X) &= l_\mathcal{L}(\nu_X) + \frac{1}{2} \sum_{\alpha \in \partial Q} l_\mathcal{L}(\alpha) \cdot i(\alpha, \nu) \cdot Tw_\mathcal{L}(\nu, \alpha) + O(i(\nu, \partial Q)). \end{aligned}$$

By construction, $l_\tau(\nu_X) = l_{\mathcal{L}}(\nu_X)$.

$$\begin{aligned} & |l_\tau(\nu \cap X) - l_{\mathcal{L}}(\nu \cap X)| \\ & \leq \frac{1}{2} \sum_{\alpha \in \partial Q} l_\tau(\alpha) i(\nu, \alpha) |Tw_\tau(\nu, \alpha) - Tw_{\mathcal{L}}(\nu, \alpha)| + O(i(\nu, \partial Q)). \end{aligned}$$

By construction, the Fenchel Nielsen twist coordinates for τ and \mathcal{L} on any component α of ∂Q coincide. Therefore, by Lemma 4.1, we have $|Tw_\tau(\nu, \alpha) - Tw_{\mathcal{L}}(\nu, \alpha)| \leq 4$. Thus

$$|l_\tau(\nu \cap X) - l_{\mathcal{L}}(\nu \cap X)| \leq 2 \sum_{\alpha \in \partial Q} l_\tau(\alpha) \cdot i(\nu, \alpha) + O(i(\nu, \partial Q)).$$

Substituting this into Equation(25) and noting that we are working under the assumption that all components α of ∂Q are extremely short in τ , we obtain:

$$l_{\mathcal{L}}(\nu_t^+ \cap Q) + l_{\mathcal{L}}(\nu_t^- \cap Q) < l_\tau(\nu_t^+ \cap Q) + l_\tau(\nu_t^- \cap Q) + O(l_q(\partial Q)).$$

Since every component of ∂Q is extremely short in τ , the collar lemma implies that $i(\nu, \partial Q) \stackrel{*}{\prec} l_\tau(\nu \cap Q)$ so we may replace the last approximation by

$$l_{\mathcal{L}}(\nu_t^+ \cap Q) + l_{\mathcal{L}}(\nu_t^- \cap Q) \stackrel{*}{\prec} l_\tau(\nu_t^+ \cap Q) + l_\tau(\nu_t^- \cap Q).$$

Since for $\sigma = \mathcal{L}, \tau$ and $\nu = \nu_t^\pm$, we have by Lemma 7.5

$$l_\sigma(\nu \cap Q) = l_\sigma(\nu \cap Q_T) + l_\sigma(\nu \cap (Q \setminus Q_T)) \stackrel{*}{\asymp} l_\sigma(\nu_Q \cap Q_T) + l_\sigma(\nu \cap (Q \setminus Q_T)),$$

we can apply Lemma 7.3 to subtract the contribution of the collars forming $Q \setminus Q_T$ from both sides to obtain:

$$l_{\mathcal{L}}(\nu_Q^+ \cap Q_T) + l_{\mathcal{L}}(\nu_Q^- \cap Q_T) \stackrel{*}{\prec} l_\tau(\nu_Q^+ \cap Q_T) + l_\tau(\nu_Q^- \cap Q_T).$$

To complete the proof, we apply Lemmas 7.5 and 7.6:

$$\begin{aligned} & l_\tau(\nu_Q^+ \cap Q_T) + l_\tau(\nu_Q^- \cap Q_T) \stackrel{*}{\asymp} l_g(\nu_Q^+ \cap Q_T) + l_g(\nu_Q^- \cap Q_T) \\ & \stackrel{*}{\asymp} l_g(\nu_t^+ \cap Q_T) + l_g(\nu_t^- \cap Q_T). \end{aligned}$$

□

7.3. Correspondence between thick components. In this section we show that the sets of short curves on \mathcal{L}_t and g_t coincide (Corollary 7.9) and prove Theorem 7.10 and Corollary 7.11 which, generalizing Theorem 3.9, shows that the geometries of the thick parts of \mathcal{L}_t and g_t are close. As in that proof, our strategy is to use short markings to estimate lengths. We begin with Proposition 7.7, which generalizes Proposition 3.6 to thick components.

Proposition 7.7. *Assume that $l_\sigma(\alpha) < \epsilon_0$ for every component α of ∂Q . Let $\rho > 0$ and suppose that $l_\sigma(\zeta) \geq \rho$ for every non-peripheral simple closed curve ζ in Q . Then for any simple closed geodesic γ on (S, σ) ,*

$$(26) \quad l_\sigma(\gamma \cap Q_T) \stackrel{*}{\asymp} i(M_\sigma|_Q, \gamma),$$

where the multiplicative constants depend only on ρ .

Proof. By Lemma 7.5 it is sufficient to prove that

$$l_\sigma(\gamma_Q \cap Q_T) \stackrel{*}{\asymp} i(M_\sigma|_Q, \gamma).$$

We modify the argument in [18] Lemma 4.7.

Notice that since Q_T is ρ -thick, it follows from Corollary 3.4 that the lengths of all the curves in $M_\sigma|_Q$ are bounded above. Cutting Q_T along the curves in $M_\sigma|_Q$, we obtain a collection of convex polygons $\{D_i\}$, together with annuli $\{A_j\}$, where one boundary component $\partial_0 A_j$ is a component of ∂Q_T , while the other component $\partial_1 A_j$ is made up of arcs in $M_\sigma|_Q$.

Curves in $M_\sigma|_Q$ intersect at most twice, so by area considerations each D_i has bounded diameter. We claim that the annuli A_j also have bounded diameter. Since the length of $\partial_0 A_j$ is bounded below by ϵ_0 , an area argument again shows that the distance between $\partial_1 A_j$ and $\partial_0 A_j$ is bounded above. Since, furthermore, the lengths of $\partial_0 A_j$ and $\partial_1 A_j$ are bounded above, it follows that A_j has bounded diameter, as claimed. Setting $D = \max\{\text{diam} D_i, \text{diam} A_j\}$ gives the upper bound

$$l_\sigma(\gamma_Q \cap Q_T) \leq i(\gamma, M_\sigma|_Q) \cdot D.$$

Since the lengths of all the curves in $M_\sigma|_Q$ are bounded above, by the collar lemma, there is an embedded collar of definite radius d around every curve in $M_\sigma|_Q$. Therefore, if γ crosses $\beta \in M_\sigma|_Q$, then $l_\sigma(\gamma) > d \cdot i(\gamma, \beta)$. Let k be the number of pants curves in Q . Since there must be some $\beta \in M_\sigma|_Q$ such that $i(\gamma, \beta) \geq i(\gamma, M_\sigma|_Q)/(2k)$, we have

$$l_\sigma(\gamma_Q \cap Q_T) > \frac{d}{2k} \cdot i(\gamma, M_\sigma|_Q),$$

giving the desired lower bound. \square

Applying Proposition 7.7, we can now deduce from Proposition 7.4 that a non-peripheral curve in Q cannot be too short in \mathcal{L}_t . This is a preliminary step to showing the geometries of (Q_T, \mathcal{L}_t) and (Q_T, g_t) are close to each other.

Proposition 7.8. *Let Q be a component of $S \setminus \mathcal{S}_\epsilon(g_t)$ where ϵ is chosen as in Equation (24). Then for any non-peripheral simple closed curve ζ in Q , we have $l_{\mathcal{L}_t}(\zeta) \stackrel{*}{\succ} 1$.*

Proof. First, we claim that

$$(27) \quad l_{g_t}(\nu_t^+ \cap Q_T) + l_{g_t}(\nu_t^- \cap Q_T) \stackrel{*}{\asymp} \lambda_Q.$$

To see this, let M_g be a short marking for g_t and let $M_g|_Q$ denote its restriction to Q . By Proposition 7.7, we have

$$l_g(\nu_t^+ \cap Q_T) + l_g(\nu_t^- \cap Q_T) \stackrel{*}{\asymp} i(M_g|_Q, \nu_t^+) + i(M_g|_Q, \nu_t^-) \stackrel{*}{\asymp} l_{q_t}(M_g|_Q).$$

On the other hand, $l_{g_t}(M_g|_Q) \stackrel{*}{\asymp} 1$. Hence by Theorem 5.5

$$l_{q_t}(M_g|_Q) \stackrel{*}{\asymp} \lambda_Q$$

and the claim is proved.

Now if ζ is a non-peripheral simple closed curve in Q with $l_{\mathcal{L}_t}(\zeta) < \epsilon_0$, then consideration of the collar about ζ gives the estimate

$$l_{\mathcal{L}_t}(\nu \cap Q_T) \stackrel{*}{\asymp} i(\nu, \zeta) \log \frac{1}{l_{\mathcal{L}_t}(\zeta)}$$

for any $\nu \in \mathcal{ML}(S)$, so in particular,

$$l_{\mathcal{L}_t}(\nu_t^+ \cap Q_T) + l_{\mathcal{L}_t}(\nu_t^- \cap Q_T) \stackrel{*}{\asymp} l_{q_t}(\zeta) \log \frac{1}{l_{\mathcal{L}_t}(\zeta)}.$$

Proposition 7.4 and Equation(27) give $\lambda_Q \stackrel{*}{\asymp} l_q(\zeta) \log[1/l_{\mathcal{L}_t}(\zeta)]$. From the definition of λ_Q we have $\lambda_Q/l_q(\zeta) \leq 1$, so that $l_{\mathcal{L}_t}(\zeta) \stackrel{*}{\asymp} 1$. \square

Proposition 7.8 shows that the sets of extremely short curves on \mathcal{L}_t and g_t coincide. More precisely:

Corollary 7.9. *Let ϵ be as in Equation(24). Then there exists $\epsilon' > 0$ such that $\mathcal{S}_{\epsilon'}(\mathcal{L}_t) \subset \mathcal{S}_{\epsilon}(g_t)$.*

Finally, we prove the main results of this section.

Theorem 7.10. *Let Q be a component of $S \setminus \mathcal{S}_{\epsilon}(g_t)$ which is not a pair of pants, and let $M_{\mathcal{L}_t}$ be a short marking for \mathcal{L}_t . Then*

$$l_{g_t}(M_{\mathcal{L}_t}|_Q) \stackrel{*}{\asymp} 1.$$

Proof. By Theorem 5.5, we have

$$l_{g_t}(M_{\mathcal{L}_t}|_Q) \stackrel{*}{\asymp} \frac{1}{\lambda_Q} l_{q_t}(M_{\mathcal{L}_t}|_Q) \stackrel{*}{\asymp} \frac{1}{\lambda_Q} [i(M_{\mathcal{L}_t}|_Q, \nu^+) + i(M_{\mathcal{L}_t}|_Q, \nu^-)].$$

By Proposition 7.8, there is a constant $\rho = \rho(\epsilon_0)$ depending only on ϵ_0 such that $l_{\mathcal{L}_t}(\zeta) > \rho(\epsilon_0)$ for every non-peripheral curve ζ in Q . Therefore, we can apply Proposition 7.7 to get

$$i(M_{\mathcal{L}_t}|_Q, \nu_t^+) + i(M_{\mathcal{L}_t}|_Q, \nu_t^-) \stackrel{*}{\asymp} l_{\mathcal{L}_t}(\nu_t^+ \cap Q_T) + l_{\mathcal{L}_t}(\nu_t^- \cap Q_T).$$

Since the lower bound $l_{g_t}(M_{\mathcal{L}_t}|_Q) \stackrel{*}{\asymp} 1$ is trivial, the result now follows from Proposition 7.4 and Equation(27). \square

Equivalently, we can formulate Theorem 7.10 in terms of the surface Q_0 obtained from Q by replacing every boundary component with a puncture. Let $\mathcal{L}_t|_{Q_0}$ and $g_t|_{Q_0}$ be respectively, the surface Q_0 equipped with the metrics obtained from \mathcal{L}_t and g_t by pinching the curves in ∂Q but otherwise leaving the metric unchanged. Then we have:

Corollary 7.11. *Let Q be a component of $S \setminus \mathcal{S}_\epsilon(g_t)$. Then*

$$d_{\mathcal{T}(Q_0)}(\mathcal{L}_t|_{Q_0}, g_t|_{Q_0}) = O(1).$$

Proof. The boundary components of both (Q, \mathcal{L}_t) and (Q, g_t) are extremely short. In this case, it was shown in [19] (see the proof of Lemma 7.6) that (Q, \mathcal{L}_t) and (Q, g_t) can be embedded into $(Q_0, \mathcal{L}_t|_{Q_0})$ and $(Q_0, g_t|_{Q_0})$ respectively, by a K -quasi-conformal map, where K depends only on ϵ_0 . Since simple curves do not penetrate the thin part of Q_0 , the above theorem combined with the last paragraph of the proof of Theorem 3.9, gives the result. \square

7.4. Comparison of lengths of short curves. As a consequence of Theorem 7.10, we can show:

Proposition 7.12. *Let α be an extremely short curve on \mathcal{L}_t . Then*

$$H_t(\alpha) \prec K_t(\alpha).$$

Proof. With \mathcal{B} as in Equation(12), let $\beta \in \mathcal{B}$ be the curve that has the largest q_t -length, so that

$$H_t(\alpha) \stackrel{*}{\asymp} \frac{l_{q_t}(\beta)}{l_{q_t}(\alpha)}.$$

Since $\mathcal{S}_\epsilon(g_t) \subset \mathcal{S}_{\epsilon_0}(\mathcal{L}_t)$, it follows that the curves in $\mathcal{P}_{\mathcal{L}_t}$ are disjoint from $\mathcal{S}_\epsilon(g_t)$. Thus, α and β are contained in a common component Q of $S \setminus \mathcal{S}_\epsilon(g_t)$.

Suppose first that β is not peripheral in Q . Then $\beta \in M_{\mathcal{L}}|_Q$, so that by Theorem 5.5 and 7.10,

$$l_q(\beta) \stackrel{*}{\asymp} \lambda_Q l_g(\beta) \stackrel{*}{\asymp} \lambda_Q.$$

If in addition, α is not peripheral, then $l_q(\alpha) \stackrel{*}{\asymp} \lambda_Q$ so that $H(\alpha) \stackrel{*}{\asymp} 1$ and the desired inequality holds trivially. If α is peripheral, then

$$H(\alpha) \stackrel{*}{\asymp} \frac{l_q(\beta)}{l_q(\alpha)} \stackrel{*}{\asymp} \frac{\lambda_Q}{l_q(\alpha)} \leq K(\alpha).$$

Now suppose that β is peripheral in Q . If Q is a pair of pants, then the desired inequality follows from the definition of $H(\alpha)$ and $K(\alpha)$. If Q is not a pair of pants, then since the component of $Q \setminus M_g|_Q$ containing β is an annulus whose one boundary component is β and

the other a finite (at most 4) union of arcs coming from curves $\cup \gamma_i$ in $M_g|_Q$, again by Theorem 5.5 we obtain

$$l_q(\beta) \leq \sum l_q(\gamma_i) \asymp^* \sum \lambda_Q l_g(\gamma_i) \asymp^* \lambda_Q,$$

from which the result follows as before. \square

We summarize the length estimate that follows from Theorem 6.1, Proposition 7.1, and Proposition 7.12:

Theorem 7.13. *Let α be any curve on S which is neither vertical nor horizontal. If α is extremely short in \mathcal{L}_t , then*

$$\frac{1}{l_{\mathcal{L}_t}(\alpha)} \asymp \max\{D_t(\alpha), \sqrt{K_t(\alpha)}\}.$$

In case α is vertical or horizontal, we have

Theorem 7.14. *If α is vertical, then*

$$\frac{1}{l_{\mathcal{L}_t}(\alpha)} \asymp \max\{e^{-2t} \text{Mod } F_0(\alpha), \sqrt{K_t(\alpha)}\}.$$

If α is horizontal, then the estimate is the same except that the first term is replaced by $e^{2t} \text{Mod } F_0(\alpha)$.

Proof. There are multiplicative constants depending only on the fixed laminations ν^\pm such that

$$\frac{m^\mp(\alpha)}{i(\nu^\pm, \alpha)} \asymp^* \text{Mod } F_0(\alpha)$$

(see Theorems 6.8 and 5.11) holds independently of α in a tautological way, due to the fact that the total number of vertical (or horizontal) curves is finite; it is bounded above by $-\chi(S)$. The proofs of Proposition 7.1 and 7.12 go through in this case, so that $H_t(\alpha) \asymp K_t(\alpha)$. Hence the estimate follows from Theorem 6.8. \square

7.5. Teichmüller distance. With the preceding collection of results at our disposal, computing the Teichmüller distance between \mathcal{G}_t and \mathcal{L}_t becomes an easy application of Minsky's product region theorem 4.5.

Theorem 7.15. *The Teichmüller distance between \mathcal{G}_t and \mathcal{L}_t is given by*

$$d_{\mathcal{T}(S)}(\mathcal{G}_t, \mathcal{L}_t) = \max_{\alpha \in \mathcal{S}_\epsilon(g_t)} \log \frac{l_{g_t}(\alpha)}{l_{\mathcal{L}_t}(\alpha)} \pm O(1).$$

Proof. As noted before, $l_{\mathcal{L}_t}(\alpha) \leq \epsilon_0$ for every $\alpha \in \mathcal{S}_\epsilon(g_t)$. To simplify notation, let $\mathcal{E}_t = \mathcal{S}_\epsilon(g_t)$. By Theorem 4.5, we have

$$d_{\mathcal{T}(S)}(\mathcal{G}_t, \mathcal{L}_t) = \max_{\alpha \in \mathcal{E}_t} \{d_{\mathcal{T}(S_{\mathcal{E}_t})}(\Pi_0(\mathcal{G}_t), \Pi_0(\mathcal{L}_t)), d_{\mathbb{H}_\alpha}(\Pi_\alpha(\mathcal{G}_t), \Pi_\alpha(\mathcal{L}_t))\} \pm O(1),$$

where $S_{\mathcal{E}_t}$ is the surface obtained from S by removing \mathcal{E}_t and replacing the resulting boundary components by punctures and Π_0, Π_α are defined as in Section 4.4. From Corollary 7.11 we deduce that

$$d_{\mathcal{T}(S_{\mathcal{E}})}(\Pi_0(\mathcal{G}_t), \Pi_0(\mathcal{L}_t)) = O(1).$$

If $t - t_\alpha > 0$, then by Theorem 5.10 or 5.12 we have $Tw_{g_t}(\nu^+, \alpha)l_{g_t}(\alpha) = O(1)$ and by Theorem 6.2 or 6.9 we have $Tw_{\mathcal{L}_t}(\nu^+, \alpha)l_{\mathcal{L}_t}(\alpha) = O(1)$. Applying Corollary 4.7 to g_t and \mathcal{L}_t and the lamination ν^+ , we find

$$\exp d_{\mathbb{H}_\alpha}(\Pi_\alpha(\mathcal{G}_t), \Pi_\alpha(\mathcal{L}_t)) \stackrel{*}{\asymp} l_{g_t}(\alpha)/l_{\mathcal{L}_t}(\alpha).$$

If $t - t_\alpha < 0$, the same result holds by applying a similar argument with ν^- . \square

The combinatorial nature of our length estimates allows us to use Theorem 7.15 to construct examples in which \mathcal{L} and \mathcal{G} have a variety of different relative behaviors. As a special case, if S is a once-punctured torus or four-times-punctured sphere, every thick component must be a pair of pants. In this case, $K_t(\alpha)$ is bounded and therefore, a curve gets short only if $d_\alpha(\nu^+, \nu^-)$ is large:

Corollary 7.16. *If S is a once-punctured torus or a four-times punctured sphere, then for any measured laminations ν^+, ν^- , the associated Teichmüller geodesic and line of minima satisfies*

$$d_{\mathcal{T}(S)}(\mathcal{G}_t, \mathcal{L}_t) = O(1).$$

However, on surfaces of higher genus, it is possible to have ν^+, ν^- and α such that $d_\alpha(\nu^+, \nu^-)$ is bounded while $K_t(\alpha)$ is arbitrarily large. We can construct a simple example as follows. Take two Euclidean squares each of area $1/2$ and cut open a slit of length ε at each of their centers. Although it is not necessary, for concreteness we can assume that in both squares, the slit is parallel to a pair of sides. Foliate each

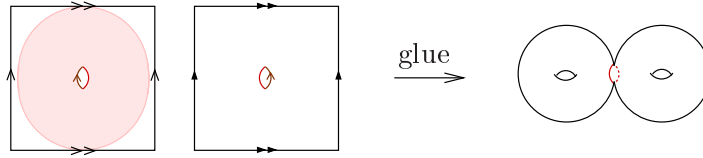


FIGURE 4. Glue two slit tori along slit.

square by the two mutually orthogonal foliations that both make angle $\pi/4$ with the slit and for each, take the transverse measure induced by the Euclidean metric. Identify pairs of sides in each square to obtain two one-holed tori T_1, T_2 and glue T_1, T_2 tori along their boundaries,

as shown in the figure, to obtain a genus two surface S with waist curve α . The two foliations match along α and specifying one to be the vertical foliation defines a quadratic differential $q = q_0$ on S . Let \mathcal{G} and \mathcal{L} be respectively, the Teichmüller geodesic and the line of minima defined by the vertical and horizontal foliations ν^- and ν^+ of q_0 . In this example, the foliations are rational, but it is easy to see that varying the initial angle of the slit gives more general foliations.

Let q_t be the associated family of quadratic differentials. Note that at time $t = 0$ the curve α is balanced. The q_t -geodesic representative of α is unique and the flat annulus corresponding to α is degenerate. Thus, by Proposition 5.6, we have $d_\alpha(\nu^+, \nu^-) = O(1)$. But since $\lambda_{T_1} = \lambda_{T_2} = 1/\sqrt{2}$ at $t = 0$, we have $K_0(\alpha) \asymp 1/\varepsilon$ (the shaded region indicates a maximal expanding annulus). Assuming ε is very small, Theorems 5.8 and 6.1 give

$$\frac{1}{l_{g_0}(\alpha)} \asymp \log \frac{1}{\varepsilon} \quad \text{and} \quad \frac{1}{l_{\mathcal{L}_0}(\alpha)} \asymp \frac{1}{\sqrt{\varepsilon}}.$$

Thus by Theorem 7.15,

$$d_{\mathcal{T}(S)}(\mathcal{G}_0, \mathcal{L}_0) \succ \log \frac{l_{g_0}(\alpha)}{l_{\mathcal{L}_0}(\alpha)} \asymp \log \frac{1}{\sqrt{\varepsilon} \log[1/\varepsilon]}.$$

In fact, because for any two hyperbolic metrics σ, τ we have [27]

$$d_{\mathcal{T}(S)}(\sigma, \tau) \geq \sup_{\zeta \in \mathcal{S}} \frac{l_\sigma(\zeta)}{l_\tau(\zeta)}$$

and because the length of α along \mathcal{G} is (coarsely) shortest at the balance time $t_\alpha = 0$ [20], the following stronger inequality holds:

$$\inf_{t \in \mathbb{R}} d_{\mathcal{T}(S)}(\mathcal{G}_t, \mathcal{L}_0) \geq \inf_{t \in \mathbb{R}} \log \frac{l_{g_t}(\alpha)}{l_{\mathcal{L}_0}(\alpha)} \succ \log \frac{l_{g_0}(\alpha)}{l_{\mathcal{L}_0}(\alpha)}.$$

Taking ε small enough we can ensure that \mathcal{L}_0 is as far as we like from any point on \mathcal{G} . This example can be easily extended to any surface of large complexity, by which we mean a surface whose genus g and number of punctures p satisfies $3g - 4 + p \geq 1$. In summary,

Corollary 7.17. *If S is a surface of large complexity, then given any $n > 0$, there are measured laminations $\nu^+(n), \nu^-(n)$ on S which depend on n , such that for the associated Teichmüller geodesic $\mathcal{G}(n)$ and line of minima $\mathcal{L}(n)$,*

$$\inf_{t \in \mathbb{R}} d_{\mathcal{T}(S)}(\mathcal{G}_t(n), \mathcal{L}_0(n)) > n.$$

It is also possible to construct examples for any such surface where the two measured laminations are fixed and the associated Teichmüller geodesic and line of minima satisfy $d_{\mathcal{T}(S)}(\mathcal{G}_{t_n}, \mathcal{L}_{t_n}) > n$ for a sequence

of times $t_n \rightarrow \infty$ as $n \rightarrow \infty$. This however, is beyond the scope of this paper.

8. APPENDIX

We give proofs of the length estimates that were deferred in previous sections.

Proof of Lemma 3.3. Let H be one of the two right-angled hexagons obtained by cutting P along the three seams, i.e., common perpendiculars between $\alpha_1, \alpha_2, \alpha_3$. Let $l_i = l(\alpha_i)/2$ and d_i be the length of the common perpendiculars, labeled as shown in Figure 5. By the cosine

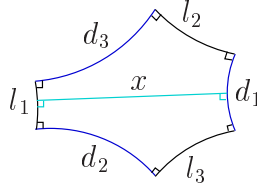


FIGURE 5. Half a pair of pants.

formula for right-angled hexagons, we have

$$\cosh d_3 = \frac{\cosh l_3 + \cosh l_1 \cosh l_2}{\sinh l_1 \sinh l_2}.$$

By hypothesis, $l_i < L/2$, so $\sinh l_i \stackrel{*}{\asymp} l_i$ and $\cosh l_i \stackrel{*}{\asymp} 1$, where the multiplicative constants involved depend only on L . Therefore,

$$\cosh d_3 \stackrel{*}{\asymp} \frac{1}{l_1 l_2}.$$

It follows that $d_3 = \log[1/l_1] + \log[1/l_2] \pm O(1)$, where the bound on the additive error depends only on L .

Now we estimate the length of the perpendicular from α_i to itself. Let x be the length of the perpendicular as in Figure 5. By the formula for right-angled pentagons, we have

$$\cosh x = \sinh l_2 \sinh d_3.$$

Since $\sinh l_2 \stackrel{*}{\asymp} l_2$ and by the above, $\sinh d_3 \stackrel{*}{\asymp} 1/[l_1 l_2]$, it follows that $\cosh x \stackrel{*}{\asymp} 1/l_1$. Hence, $x = \log[1/l_1] \pm O(1)$. Since P is made of two isometric copies of H , we obtain the desired estimate. \square

To prove Lemma 6.3, in addition to the standard hexagon and pentagon formulae (see for example [1] or [23]), we need the following

expression for derivatives of side lengths derived in [23] Proposition 2.3:

Lemma 8.1. *Let H be a planar right-angled hexagon with sides labeled $i = 1, \dots, 6$ in cyclic order about ∂H . Let l_i denote the length of side i and for $n \bmod 6$, let $p_{n,n+3}$ be the perpendicular distance from side n to side $n+3$. Letting $'$ denote derivative with respect to some variable x :*

$$(28) \quad (\cosh p_{n,n+3})l'_n = l'_{n+3} - (\cosh l_{n-2})l'_{n-1} - (\cosh l_{n+2})l'_{n+1}.$$

It is convenient to subdivide Lemma 6.3 into two parts, Lemma 8.2 and Lemma 8.3, depending on whether or not the common perpendicular in question is adjacent to α . We begin with a somewhat more detailed discussion of the possible configurations.

Let P be a pair of pants in $S \setminus \mathcal{P}_{\mathcal{L}_t}$ that has α as a boundary component. For clarity, we distinguish between the three boundary curves α, β, γ of P and their projections $\pi(\alpha), \pi(\beta), \pi(\gamma)$ to S . We may always assume that $\pi(\gamma) \neq \pi(\alpha)$. There are then two possible configurations depending on whether or not $\pi(\beta) = \pi(\alpha)$. Figure 6(a) represents the case in which $\pi(\beta) = \pi(\alpha)$ and Figure 6(b), the case in which $\pi(\beta) \neq \pi(\alpha)$. In (b), we do not rule out the possibility that $\pi(\beta) = \pi(\gamma)$. This leads to a dichotomy in the formulae used in the proofs, but not in the final estimates. Let d be the length of the perpendicular between α and γ and let h_α be the length of the shortest perpendicular from α to itself.

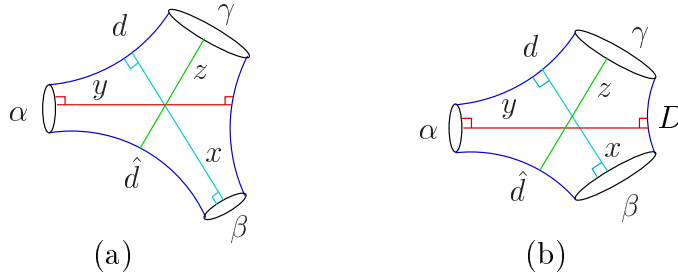


FIGURE 6. (a) $\pi(\alpha) = \pi(\beta)$; (b) $\pi(\alpha) \neq \pi(\beta)$.

Lemma 8.2. *Suppose that α is extremely short in \mathcal{L}_t . Then the derivatives of the perpendiculars adjacent to α are as follows:*

$$(i) \quad d' = \frac{\partial d}{\partial l(\alpha)} \stackrel{*}{\asymp} -\frac{1}{l(\alpha)}.$$

$$(ii) \quad h'_\alpha = \frac{\partial h_\alpha}{\partial l(\alpha)} \stackrel{*}{\asymp} -\frac{1}{l(\alpha)}.$$

Proof. Let x, y, z be the lengths of the perpendiculars as shown in Figure 6.

(i) In case (a), the formula (28) and the pentagon formula ([23] lemma 2.1) give, respectively,

$$d' \cosh x = -\frac{\cosh \hat{d}}{2}, \quad \cosh x = \sinh \hat{d} \sinh \frac{l(\alpha)}{2}.$$

If $l(\alpha)$ is small, then $\sinh l(\alpha) \stackrel{*}{\asymp} l(\alpha)$ and by Lemma 3.3, $\hat{d} \asymp 1/\log l(\alpha)$ so that $\coth \hat{d} = O(1)$. Hence

$$d' = -\frac{\coth \hat{d}}{\sinh[l(\alpha)/2]} \stackrel{*}{\asymp} -\frac{1}{l(\alpha)}.$$

In case (b), using the same formulae as above, we get

$$d' \cosh x = \frac{1 - \cosh \hat{d}}{2}, \quad \cosh x = \sinh \hat{d} \sinh \frac{l(\alpha)}{2}.$$

Now by Lemma 3.3, $\hat{d} = 2 \log[1/l(\alpha)] \pm O(1)$ and therefore $\sinh \hat{d} \stackrel{*}{\asymp} 1/l(\alpha)^2 \stackrel{*}{\asymp} \cosh \hat{d}$. Hence,

$$d' = \frac{1 - \cosh \hat{d}}{2 \sinh \hat{d} \sinh[l(\alpha)/2]} \stackrel{*}{\asymp} l(\alpha)[1 - \cosh \hat{d}] \stackrel{*}{\asymp} -\frac{1}{l(\alpha)}.$$

(ii) In case (a), $h_\alpha = 2y$ and $\cosh y = \sinh d \sinh[l(\gamma)/2]$. Differentiating both sides, we get

$$y' = \frac{\sinh[l(\gamma)/2] \cosh d}{\sinh y} d'.$$

By Lemma 3.3, $\cosh d \stackrel{*}{\asymp} 1/[l(\alpha)l(\gamma)]$ and $\sinh y \stackrel{*}{\asymp} 1/l(\alpha)$, so we obtain $y' \stackrel{*}{\asymp} -1/l(\alpha)$, as desired.

In case (b), $h_\alpha = \hat{d}$ and by [23] equation(6),

$$\hat{d}' \cosh z = -\cosh d.$$

Substituting $\cosh z \stackrel{*}{\asymp} 1/l(\gamma)$ and $\cosh d \stackrel{*}{\asymp} 1/[l(\alpha)l(\gamma)]$ gives the desired estimate. \square

Now consider perpendiculars in P that are disjoint from α . Let h_γ be the length of the perpendicular from γ to itself, as shown in Figure 7. Further, if $\pi(\beta) \neq \pi(\alpha)$, let D be the length of the perpendicular between β, γ . We have $h_\gamma = D$ when $\pi(\beta) = \pi(\gamma)$ (see Figure 7(b)).

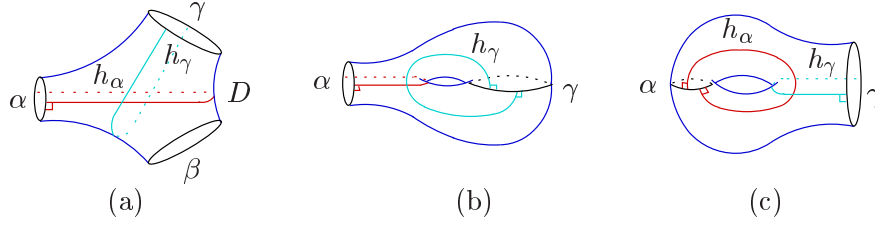


FIGURE 7. (a) $\pi(\alpha), \pi(\beta), \pi(\gamma)$ all distinct; (b) $\pi(\beta) = \pi(\gamma)$; (c) $\pi(\alpha) = \pi(\beta)$

Lemma 8.3. *Suppose that α is extremely short in \mathcal{L}_t . Then the derivatives of the perpendiculars not adjacent to α are as follows:*

$$(i) \quad h'_\gamma = \frac{\partial h_\gamma}{\partial l(\alpha)} \stackrel{*}{\asymp} l(\alpha).$$

$$(ii) \quad D' = \frac{\partial D}{\partial l(\alpha)} \stackrel{*}{\asymp} l(\alpha).$$

Proof. (i) Assume that $\pi(\beta) \neq \pi(\gamma)$ so that we are in the configuration of Figure 7 (a) or (c). Consider the ‘front’ hexagon in P and denote the lengths of the sides as shown in Figure 8, so that $l_1 = l(\alpha)/2$, $l_2 = l(\gamma)/2$, and $z = h_\gamma/2$. By the pentagon formula,

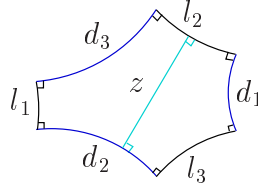


FIGURE 8. Front right-angled hexagon.

$\cosh z = \sinh d_3 \sinh l_1$. Taking the derivative with respect to l_1 , we get

$$z' \sinh z = d'_3 \cosh d_3 \sinh l_1 + \sinh d_3 \cosh l_1.$$

In the proof of Lemma 8.2, we had $d'_3 = -\coth d_2 / \sinh l_1$, and by the cosine formula for right-angled hexagons, we have

$$\cosh l_1 = \frac{\cosh d_1 + \cosh d_2 \cosh d_3}{\sinh d_2 \sinh d_3}.$$

Substituting these, we get

$$z' = \frac{1}{\sinh z} \cdot \frac{\cosh d_1}{\sinh d_2}.$$

Now by the sine formula for right-angled hexagons,

$$\frac{1}{\sinh d_2} = \frac{\sinh l_1}{\sinh d_1 \sinh l_2}.$$

With this, we have

$$z' = \sinh l_1 \cdot \frac{\cosh d_1}{\sinh d_1} \cdot \frac{1}{\sinh l_2 \sinh z} \stackrel{*}{\asymp} \sinh l_1 \stackrel{*}{\asymp} l_1,$$

since $\coth d_1 \stackrel{*}{\asymp} 1$ and $\sinh z \stackrel{*}{\asymp} 1/l_2$ when l_1, l_2 are respectively, bounded.

In the case $\pi(\beta) = \pi(\gamma)$, we have $h'_\gamma = D'$, which is computed below.

(ii) Let y be the length of the perpendicular between α and the common perpendicular of β, γ , as in Figure 6. Then by Equation (28) and the pentagon formula, we have

$$D' \cosh y = 1, \quad \cosh y = \sinh d \sinh \frac{l(\gamma)}{2}.$$

By Lemma 3.3, $d = \log[1/l(\alpha)] + \log[1/l(\gamma)] \pm O(1)$ and therefore $\sinh d \stackrel{*}{\asymp} 1/[l(\alpha)l(\gamma)]$. Since the pants system is short, $\sinh[l(\gamma)/2] \stackrel{*}{\asymp} l(\gamma)$. Thus $D' \stackrel{*}{\asymp} l(\alpha)$, as claimed. \square

Lemmas 8.2 and 8.3 together prove Lemma 6.3.

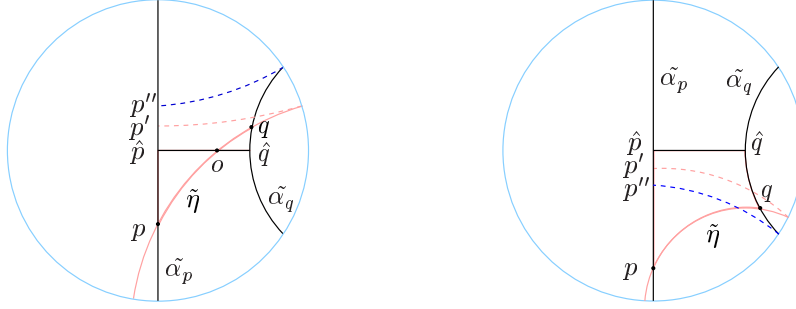
Proof of Lemma 7.2. If ξ has a component ζ contained in ∂Q , then $\zeta \cap Q = \zeta = \zeta_Q$, which has no effect on the inequality. Thus, we assume that no component of ξ is contained in ∂Q . For simplicity, let us further assume that ξ is a simple closed curve. Since both sides of the inequality scale linearly with weights, it is sufficient to prove the lemma under this assumption. The basic idea is to approximate an arc η of $\xi \cap Q$ with the union of η_Q and segments $p\hat{p}$, $q\hat{q}$ which run along ∂P between the endpoints \hat{p}, \hat{q} of η_Q and the corresponding endpoints p, q of η . Let α_p, α_q denote the components of ∂P that contain p, q , respectively. It is possible that $\alpha_p = \alpha_q$.

We will show that there are uniform constants C, C' such that

$$(29) \quad \begin{aligned} |l_\sigma(p\hat{p}) - l_\sigma(\alpha_p) \cdot Tw_\sigma(\xi, \alpha_p)/2| &< C \\ |l_\sigma(q\hat{q}) - l_\sigma(\alpha_q) \cdot Tw_\sigma(\xi, \alpha_q)/2| &< C \end{aligned}$$

$$(30) \quad |l_\sigma(\eta) - [l_\sigma(p\hat{p}) + l_\sigma(\eta_Q) + l_\sigma(q\hat{q})]| < C'.$$

It is convenient to consider the picture in the universal cover \mathbb{H}^2 , as shown in Figure 9. Let $\tilde{\eta}$ be a lift of η and let $\tilde{\alpha}_p, \tilde{\alpha}_q$ be the lifts of α_p, α_q that contain the endpoints of $\tilde{\eta}$. Since η_Q is homotopic to η relative to ∂Q and is perpendicular to ∂Q , its lift $\tilde{\eta}_Q$ is the unique perpendicular between $\tilde{\alpha}_p, \tilde{\alpha}_q$, drawn as the segment $\hat{p}\hat{q}$ in the figure. There are two possible cases, depending on whether or not $\tilde{\eta}$ intersects $\tilde{\eta}_Q$.


 FIGURE 9. Approximating the length of $\tilde{\eta}$.

Let p', p'' be the feet of the perpendiculars as shown. That is, p' is the foot of the projection from the geodesic ray extending $\tilde{\eta}$ to $\tilde{\alpha}_p$ and p'' is the foot of the projection from $\tilde{\alpha}_q$ to $\tilde{\alpha}_p$. In either case, by definition of twist,

$$Tw_\sigma(\xi, \alpha_p, p) = 2l_\sigma(pp')/l_\sigma(\alpha_p)$$

and furthermore,

$$(31) \quad |l_\sigma(p\hat{p}) - l_\sigma(pp')| < l_\sigma(\hat{p}p'').$$

On the other hand, by trigonometry in \mathbb{H}^2 , we have

$$\cosh l_\sigma(\hat{p}p'') = 1/\tanh l_\sigma(\hat{p}\hat{q}) = 1/\tanh l_\sigma(\eta_Q).$$

Since η_Q goes from α_p to α_q and since by hypothesis $l_\sigma(\alpha_p), l_\sigma(\alpha_q) < \ell$, it follows from the collar lemma that $l_\sigma(\eta_Q) > c(\ell)$ for some constant $c(\ell)$ depending only on ℓ . This implies that there is a constant $C = C(\ell)$ depending only on ℓ such that $l_\sigma(\hat{p}p'') < C(\ell)$. Therefore, Equation (31) gives Equation (29), as desired. Of course, the same argument applies to α_q so

$$(32) \quad |l_\sigma(q\hat{q}) - l_\sigma(\alpha_q) \cdot Tw_\sigma(\xi, \alpha_q, q)/2| < C.$$

To show Equation (30), we use the well known fact that for any $\theta_0 > 0$, there exists a constant $k(\theta_0)$ such that for any hyperbolic triangle with sidelengths a, b, c and angle θ opposite to c with $\theta \geq \theta_0$, we have $a + b - c < k(\theta_0)$. In the case where $\tilde{\eta}$ intersects $\tilde{\eta}_Q$, as in the figure on the left, we apply this to the triangles $\triangle opp\hat{p}$ and $\triangle oq\hat{q}$ and get

$$l_\sigma(p\hat{p}) + l_\sigma(\hat{p}\hat{q}) + l_\sigma(q\hat{q}) - l_\sigma(pq) < k(\pi/2).$$

In the case on the right, we apply this to triangles $\triangle p\hat{q}\hat{p}$ and $\triangle pq\hat{q}$. To see that $\angle q\hat{q}p$ is bounded below by some θ_0 , observe that $\angle q\hat{q}p = \pi/2 - \angle p\hat{q}\hat{p}$ and that $\sin(\angle p\hat{q}\hat{p}) < 1/\cosh l_\sigma(\hat{p}\hat{q})$. Since $l_\sigma(\hat{p}\hat{q}) = l_\sigma(\tilde{\eta}_Q) > c(\ell)$, it follows that $\angle p\hat{q}\hat{p}$ is bounded away from $\pi/2$ and so $\angle q\hat{q}p$ is

bounded below by some constant $\theta_0 = \theta_0(\ell)$, as desired. Thus in this case,

$$l_\sigma(p\hat{p}) + l_\sigma(\hat{p}\hat{q}) + l_\sigma(q\hat{q}) - l_\sigma(pq) < k(\pi/2) + k(\theta_0(\ell)),$$

completing the proof of Equation (30).

Combining Equations (29), (30), (32), we obtain

$$\left| l_\sigma(\eta) - \left[l_\sigma(\eta_Q) + l_\sigma(\alpha_q) \frac{Tw_\sigma(\xi, \alpha_q)}{2} + l_\sigma(\alpha_p) \frac{Tw_\sigma(\xi, \alpha_p)}{2} \right] \right| < K(\ell).$$

Summing over all arcs η in $\xi \cap Q$, we obtain

$$\left| l_\sigma(\xi \cap Q) - \left[l_\sigma(\xi_Q) + \sum_j l_\sigma(\alpha_j) \frac{Tw_\sigma(\xi, \alpha_j)}{2} i(\xi, \alpha_j) \right] \right| < K(\ell) \cdot i(\xi, \partial Q).$$

□

REFERENCES

- [1] A. Beardon, *Geometry of Discrete Groups*, Springer Verlag (1983).
- [2] L. Bers, “Uniformization, Moduli and Kleinian groups”, *Bull. London Maths. Soc.* **4** (1972) 257 – 300.
- [3] L. Bers, “An inequality for Riemann surfaces”, In *Differential Geometry and Complex Analysis*, 87 – 93, I. Chavel and H. Farkas Eds., Springer Verlag, (1985).
- [4] J. Brock, R. Canary, Y. Minsky, “The classification of Kleinian surface groups II: The Ending Lamination Conjecture”, [arXiv:math.GT/0412006](https://arxiv.org/abs/math.GT/0412006) (2004).
- [5] R. Díaz and C. Series, “Limit points of lines of minima in Thurston’s boundary of Teichmüller space”, *Alg. Geom. Top.* **3** (2003) 207 – 234.
- [6] F. Gardiner, *Teichmüller theory and quadratic differentials*, John Wiley & Sons (1987).
- [7] F. Gardiner and H. Masur, “Extremal length geometry of Teichmüller space”, *Complex Variables* **16** (1991) 209 – 237.
- [8] L. Keen and C. Series, “Continuity of convex hull boundaries”, *Pacific J. Math.* **168** (1995) 183 – 206.
- [9] S. Kerckhoff, “The asymptotic geometry of Teichmüller space”, *Topology* **19** (1980) 23 – 41.
- [10] S. Kerckhoff, “The Nielsen Realization Problem”, *Ann. of Math.* **117** (1983) 235 – 265.
- [11] S. Kerckhoff, “Lines of minima in Teichmüller space”, *Duke Math. J.* **65** (1992) 187 – 213 .
- [12] A. Lenzhen, “Teichmüller geodesics which do not converge”, [arXiv:math.GT/0511001](https://arxiv.org/abs/math.GT/0511001) (2005).
- [13] B. Maskit, “Comparison of extremal and hyperbolic lengths”, *Ann. Acad. Sci. Fenn.* **10** (1985), 381 – 386.
- [14] H. Masur, “Two boundaries of Teichmüller space”, *Duke Math. J.* **49** (1982), 183 – 190.
- [15] H. Masur and Y. Minsky, “Geometry of the complex of curves I: Hyperbolicity”, *Invent. Math.* **138** (1999), 103–149.

- [16] H. Masur and Y. Minsky, “Geometry of the complex of curves II: Hierarchical structure”, *Geom. Funct. Anal.* **10** (2000) 902–974.
- [17] Y. Minsky, “Harmonic maps, length, and energy in Teichmüller space”, *J. Differential Geometry* **35** (1992) 151–217.
- [18] Y. Minsky, “Teichmüller geodesics and ends of hyperbolic 3-manifolds”, *Topology* **32** (1993) 625–647.
- [19] Y. Minsky, “Extremal length estimates and product regions in Teichmüller space”, *Duke Math. J.* **83** (1996) 249–286.
- [20] K. Rafi, “A characterization of short curves of a Teichmüller geodesic”, *Geometry and Topology* **9** (2005) 179–202.
- [21] K. Rafi, “A combinatorial model for the Teichmüller metric”, [arXiv:math.GT/0509584](https://arxiv.org/abs/math.GT/0509584) (2005).
- [22] K. Rafi, “Thick-thin decomposition of quadratic differentials”, preprint (2006).
- [23] C. Series, “An extension of Wolpert’s derivative formula”, *Pacific J. of Math.* **197** (2001) 223 – 239.
- [24] C. Series, “Limits of quasifuchsian groups with small bending”, *Duke Mathematical J.* **128** (2005) 285 – 329.
- [25] K. Strebel, *Quadratic Differentials*, Springer Verlag (1980).
- [26] S. Wolpert, “An elementary formula for the Fenchel Nielsen twist”, *Comment. Math. Helvetici* **56** (1981) 132–135.
- [27] S. Wolpert, “The length spectra as moduli for compact Riemann surfaces”, *Ann. of Math.* **109** (1979) 323–351.

E-mail address: choiye@math.ucdavis.edu

E-mail address: rafi@math.uconn.edu

E-mail address: cms@maths.warwick.ac.uk