

A DECOMPOSITION OF SCHUR FUNCTIONS AND AN ANALOGUE OF THE ROBINSON-SCHENSTED-KNUTH ALGORITHM

SARAH MASON

ABSTRACT. We exhibit a weight-preserving bijection between semi-standard Young tableaux and semi-skyline augmented fillings to provide a combinatorial proof that the Schur functions decompose into nonsymmetric functions indexed by compositions. The insertion procedure involved in the proof leads to an analogue of the Robinson-Schensted-Knuth Algorithm for semi-skyline augmented fillings. This procedure commutes with the RSK algorithm, and therefore retains many of its properties.

1. INTRODUCTION

Given a partition $\lambda = (\lambda_1, \lambda_2, \dots)$, the *Schur function* $s_\lambda = s_\lambda(x)$ in variables $x = (x_1, x_2, \dots)$ is the formal power series $s_\lambda = \sum_T x^T$, where the sum is over all semi-standard Young tableaux T of shape λ . A *semi-standard Young tableau* is formed by first placing the parts of λ into rows of squares, so that the i^{th} row has λ_i squares, called *cells*. This diagram, called the Young (or Ferrers) diagram, is drawn in the first quadrant, French style, as in [1]. Each of these cells is then assigned a positive integer in such a way that the row entries are weakly increasing and the column entries are strictly increasing. Thus the values assigned to the cells of λ collectively form the multiset $\{1^{a_1}, 2^{a_2}, \dots, n^{a_n}\}$, for some n , where a_i is the number of times i appears in T . Here $x^T = \prod_{i=1}^n x_i^{a_i}$. See [8] for a more detailed discussion of symmetric functions and the Schur functions in particular.

The Macdonald polynomials $\tilde{H}_\lambda(x; q, t)$ are a class of functions symmetric in $x = (x_1, x_2, \dots)$ with coefficients in $\mathbb{Q}(q, t)$ which contain a vast array of information about symmetric function theory. Macdonald [5] introduced them and conjectured that their expansion in terms of Schur polynomials should have positive coefficients. A combinatorial formula for the Macdonald polynomials is proved by Haglund, Haiman, and Loehr in [2]. They also describe a corresponding combinatorial formula for the integral form Macdonald polynomials, J_λ , which are related to the \tilde{H}_λ by a plethystic substitution.

Building on this work, Haglund, Haiman, and Loehr [3] derive a combinatorial formula for nonsymmetric Macdonald polynomials, which gives a new decomposition of J_λ into nonsymmetric components. Letting $q = t = \infty$ in this decomposition, using the fact that

2000 *Mathematics Subject Classification.* Primary 05E05; Secondary 05E10.

Key words and phrases. algebraic combinatorics, symmetric functions, Macdonald polynomials.

Work partially supported by NSF postdoctoral research fellowship DMS-0603351 (S.M.).

$J_\lambda(x; q, q) = s_\lambda(x)$, gives the identity

$$(1.1) \quad s_\lambda(x) = \sum_{\gamma} \hat{E}_\gamma(x; 0, 0).$$

Here $\hat{E}_\gamma(x; 0, 0)$ is the specialization of the nonsymmetric Macdonald polynomial studied by Marshall [6]. It can be described combinatorially through objects called semi-skyline augmented fillings constructed using the statistics from [3]. The sum is over all rearrangements γ of the partition λ . (A *rearrangement* of a partition λ is a weak composition γ such that when the parts of γ are rearranged into weakly decreasing order, the i^{th} part equals λ_i , for all i .)

We provide a combinatorial proof of this decomposition of the Schur functions in Section 3 by constructing a weight-preserving bijection Ψ between semi-standard Young tableaux and semi-skyline augmented fillings. We build a semi-skyline augmented filling through an insertion procedure similar to Schensted insertion. This procedure is the fundamental operation in an analogue of the Robinson-Schensted-Knuth algorithm.

Theorem 1.1. *There exists a bijection between \mathbb{N} – matrices with finite support and pairs (F, G) of semi-skyline augmented fillings of compositions which rearrange the same partition.*

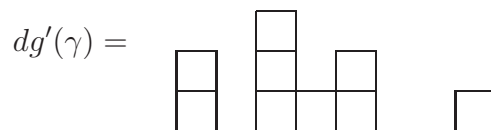
This bijection is described in Section 4. We prove that it commutes with the Robinson-Schensted-Knuth (RSK) algorithm. This algorithm retains the symmetry of the RSK algorithm plus many of its other properties. We also describe the standardization of an SSAF and prove that the RSK analogue commutes with standardization.

2. COMBINATORIAL DESCRIPTION OF THE FUNCTIONS $\hat{E}_\gamma(x; 0, 0)$

The functions $\hat{E}_\gamma(x; 0, 0)$ are obtained from the integral form nonsymmetric Macdonald polynomials by letting q and t approach zero. Haglund, Haiman, and Loehr provide a combinatorial formula for nonsymmetric Macdonald polynomials [3] which can be specialized to obtain a combinatorial formula for nonsymmetric Schur functions. Several definitions are needed to describe this formula.

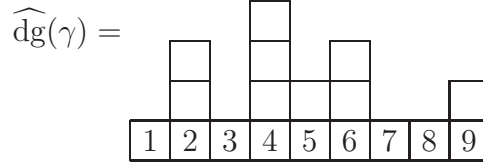
2.1. Statistics on fillings. Let $\gamma = (\gamma_1, \gamma_2, \dots)$ be a weak composition of n into m parts. The *column diagram of γ* is a figure $dg'(\gamma)$ consisting of n cells arranged into columns, as in [3]. The i^{th} column contains γ_i cells, and the number of cells in a column is called the *height* of that column. A cell a in an augmented diagram is denoted $a = (i, j)$, where i is the x -coordinate and j is the y -coordinate.

For example, the figure below is the column diagram of $\gamma = (0, 2, 0, 3, 1, 2, 0, 0, 1)$.



The *augmented diagram* of γ , defined by $\widehat{dg}(\gamma) = dg'(\gamma) \cup \{(i, 0) : 1 \leq i \leq m\}$ is the column diagram with m extra cells adjoined in row 0. In this paper the adjoined row, called the *basement*, always contains the numbers 1 through m in strictly increasing order.

The augmented diagram for $\gamma = (0, 2, 0, 3, 1, 2, 0, 0, 1)$ is depicted below.



An *augmented filling*, σ , of an augmented diagram $\widehat{dg}(\gamma)$ is a function $\sigma : \widehat{dg}(\gamma) \rightarrow \mathbb{Z}_+$, which we picture as an assignment of positive integer entries to the cells of γ . Let $\sigma(i)$ denote the entry in the i^{th} cell of the augmented diagram encountered when $\widehat{dg}(\gamma)$ is read across rows from left to right, beginning at the highest row and working downwards. This ordering of the cells is called the *reading order*. (A cell $a = (i, j)$ is greater than a cell $b = (i', j')$ in the reading order if either $j' > j$ or $j' = j$ and $i' < i$.) The reading word $read(\sigma)$ is obtained by recording the entries in reading order. The *content* of a filling σ is the multiset of entries which appear in the filling.

A pair of cells a and b are called *attacking* if either a and b are in the same row or a and b are in adjacent rows, with the entry in the higher row strictly to the right of the entry in the lower row. A *non-attacking filling* is a filling such that $\sigma(a) \neq \sigma(b)$ for every pair of attacking cells a and b .

Haglund, Haiman and Loehr introduce the statistics $\text{Des}(\sigma)$ and $\text{Inv}(\sigma)$ to describe the nonsymmetric Macdonald polynomials. As in [1], a *descent* of σ is a pair of entries $\sigma(a) > \sigma(b)$, where the cell a is directly above b . (If $b = (i, j)$, then $a = (i, j + 1)$.) Define $\text{Des}(\sigma) = \{a \in dg'(\gamma) : \sigma(a) > \sigma(b) \text{ is a descent}\}$. Let

$$\text{maj}(\widehat{\sigma}) = \sum_{u \in \text{Des}(\widehat{\sigma})} (l(u) + 1),$$

where the *leg* of u , denoted $l(u)$, is the number of cells above u in the column of $dg'(\gamma)$ containing u . Consider the cell $u = (i, j)$ appearing in the column C_u whose height is h . The *arm* of u , denoted $a(u)$, is the number of cells to the right of u in row j appearing in columns whose height is weakly less than h plus the number of cells to the left of u in row $j - 1$ appearing in columns whose height is strictly less than h .

Three cells $\{a, b, c\} \in \lambda$ are called a *type A triple* if they are situated as follows



where a and b are in the same (possibly the first) row, possibly with cells between them, c is directly below a , and the height of the column containing a and c is greater than or equal to the height of the column containing c .

Define for $x, y \in \mathbb{Z}_+$

$$I(x, y) = \begin{cases} 1 & \text{if } x > y \\ 0 & \text{if } x \leq y \end{cases}.$$

Let σ be an augmented filling and let $\{\alpha, \beta, \delta\}$ be the entries of σ in the cells $\{a, b, c\}$, respectively, of a type A triple. The triple $\{a, b, c\}$ is called a *type A inversion triple* if and only if $I(\alpha, \beta) + I(\beta, \delta) - I(\alpha, \delta) = 1$.

Similarly, three cells $\{a, b, c\} \in \lambda$ are a *type B triple* if they are situated as shown,

$$\begin{array}{|c|} \hline a \\ \hline \end{array} \quad \begin{array}{|c|} \hline c \\ \hline b \\ \hline \end{array}$$

where a and b are in the same row (possibly the basement), possibly with cells between them, c is directly on top of b , and the column containing b and c is strictly taller than the column containing a .

Let σ be an augmented filling and let $\{\alpha, \beta, \delta\}$ be the entries of σ in the cells $\{a, b, c\}$, respectively, of a type B triple. The triple $\{a, b, c\}$ is called a *type B inversion triple* if and only if $I(\delta, \alpha) + I(\alpha, \beta) - I(\delta, \beta) = 1$.

Let $\text{inv}(\hat{\sigma})$ be the number of type A inversion triples plus the number of type B inversion triples. Let $\text{coinv}(\hat{\sigma})$ be the number of triples which are not an inversion triple of either type. These two statistics appear in the formula for nonsymmetric Macdonald polynomials E_γ given by Haglund, Haiman, and Loehr.

For our purposes it will be more convenient to work with the version studied by Marshall [6], which are related to the E_α via the equation $\hat{E}_{\gamma_p, \dots, \gamma_1}(x_n, \dots, x_1; 1/q, 1/t) = E_\gamma(x_1, x_2, \dots, x_n; q, t)$.

Theorem 2.1. [3] *The nonsymmetric Macdonald polynomials \hat{E}_μ are given by the formula*

$$(2.1) \quad \hat{E}_\gamma(x; q, t) = \sum_{\substack{\sigma: \gamma \rightarrow [n] \\ \text{non-attacking}}} x^\sigma q^{\text{maj}(\hat{\sigma})} t^{\text{coinv}(\hat{\sigma})} \prod_{\substack{u \in \text{dg}'(\gamma) \\ \hat{\sigma}(u) \neq \hat{\sigma}(d(u))}} \frac{1-t}{1-q^{l(u)+1}t^{a(u)+1}},$$

where $x^\sigma = \prod_{u \in \text{dg}'(\mu)} x_{\sigma(u)}$.

We are concerned only with the polynomial $\hat{E}_\gamma(x; 0, 0)$, so setting q and t equal to zero produces the polynomial

$$\begin{aligned} \hat{E}_\gamma(x; 0, 0) &= \sum_{\substack{\sigma: \gamma \rightarrow [n] \\ \text{non-attacking}}} x^\sigma 0^{\text{maj}(\hat{\sigma})} 0^{\text{coinv}(\hat{\sigma})} \prod_{\substack{u \in \text{dg}'(\gamma) \\ \hat{\sigma}(u) \neq \hat{\sigma}(d(u))}} \frac{1-0}{1-0^{l(u)+1}0^{a(u)+1}} \\ &= \sum_{\substack{\sigma: \gamma \rightarrow [n] \\ \text{non-attacking} \\ \text{maj}(\hat{\sigma}) = \text{coinv}(\hat{\sigma}) = 0}} x^\sigma \end{aligned}$$

A non-attacking filling F satisfying $\text{maj}(F) = \text{coinv}(F) = 0$ is called a *semi-skyline augmented filling*, *SSAF*. We provide a simpler definition of a semi-skyline augmented filling.

2.2. Semi-skyline augmented fillings. Let F be a semi-skyline augmented filling. The condition $\text{maj}(F) = 0$ implies that

$$\text{maj}(F) = \sum_{a \in \text{Des}(F)} (l(a) + 1) = 0,$$

so this means that $\text{Des}(F) = \emptyset$. The condition $\text{coinv}(F) = 0$ implies that every triple of cells in F must be an inversion triple. Therefore a semi-skyline augmented filling is a non-attacking filling with no descents such that every triple is an inversion triple.

The following two Lemmas demonstrate that any filling satisfying the descent and inversion conditions must be a non-attacking filling.

Lemma 2.2. *Let F be a descentless augmented filling such that every triple of F is an inversion triple. If the cells a and b are in the same row of F , then $F(a) \neq F(b)$.*

Proof. Suppose a and b are in the same row of F . We may assume that a is to the left of b . Assume first that the column containing a is weakly taller than the column containing b . The cell a is directly on top of some cell c , so $\{a, b, c\}$ is a type A triple as depicted below.

$$\begin{array}{|c|} \hline \mathbf{a} \\ \hline c \\ \hline \end{array} \quad \begin{array}{|c|} \hline \mathbf{b} \\ \hline d \\ \hline \end{array}$$

The triple must be an inversion triple, so $I(F(a), F(b)) + I(F(b), F(c)) - I(F(a), F(c)) = 1$. We know that F contains no descents, so $I(F(a), F(c)) = 0$. Therefore $I(F(a), F(b)) + I(F(b), F(c)) = 1$ implies that either $F(a) > F(b)$ and $F(b) \leq F(c)$ or $F(a) \leq F(b)$ and $F(b) > F(c)$. If $F(a) > F(b)$ then $F(a) \neq F(b)$, so we need only consider the case where $F(a) \leq F(b)$. In this situation, since $F(b) > F(c)$, we must have $F(a) < F(b)$, for otherwise $F(a) = F(b) > F(c)$, which contradicts the fact that $F(a) \leq F(c)$.

Next suppose that the column containing b is strictly taller than the column containing a . There must be a cell d on top of b such that $\{a, d, b\}$ is a type B triple as depicted below.

$$\begin{array}{|c|} \hline \mathbf{a} \\ \hline \end{array} \quad \begin{array}{|c|} \hline d \\ \hline \mathbf{b} \\ \hline \end{array}$$

There are no descents in F , so $F(d) \leq F(b)$. Every triple of F is an inversion triple, so $I(F(d), F(a)) + I(F(a), F(b)) - I(F(d), F(b)) = 1$ implies that $I(F(d), F(a)) + I(F(a), F(b)) - 0 = 1$. We only need to consider the situation in which $F(a) \leq F(b)$, which implies that $I(F(a), F(b)) = 0$. This means that $I(F(d), F(a)) = 1$, so $F(d) > F(a)$. But $F(d) \leq F(b)$, so $F(a) < F(b)$. \square

Lemma 2.3. *Let F be a descentless augmented filling such that every triple of F is an inversion triple. For each pair of cells a and b in F , with a to the left of b in the row directly below b , we have $F(a) \neq F(b)$.*

Proof. Consider two cells a and b in the augmented filling situated as described. There exists a cell d immediately below b and possibly a cell c immediately above a as depicted below.

$$\begin{array}{|c|} \hline c \\ \hline a \\ \hline \end{array} \quad \begin{array}{|c|} \hline b \\ \hline d \\ \hline \end{array}$$

If the column containing a is taller than or equal to the column containing b , then a lies directly below the cell c which must have $F(c) \leq F(a)$. Since the triple $\{c, b, a\}$ is a type A triple, it must satisfy $I(F(c), F(b)) + I(F(b), F(a)) - I(F(c), F(a)) = 1$. Since $F(c) \leq F(a)$, we have $I(F(c), F(a)) = 0$ and hence $I(F(c), F(b)) + I(F(b), F(a)) = 1$. We only need to consider the situation in which $F(b) \leq F(a)$, which implies that $I(F(b), F(a)) = 0$. In this case, $I(F(c), F(b)) = 1$, so $F(b) < F(c) \leq F(a)$. This means that $F(a) > F(b)$ and hence $F(a) \neq F(b)$.

If the column containing b is strictly taller than the column containing a , the triple $\{a, b, d\}$ is a type B triple and must satisfy $I(F(b), F(a)) + I(F(a), F(d)) - I(F(b), F(d)) = 1$. There are no descents in F , so $F(b) \leq F(d)$ and $I(F(b), F(d)) = 0$. Therefore either $I(F(b), F(a)) = 1$ or $I(F(a), F(d)) = 1$. If $I(F(b), F(a)) = 1$, then $F(b) > F(a)$ and we are done. Assume $I(F(b), F(a)) = 0$ and $I(F(a), F(d)) = 1$. This means that $F(a) > F(d) \geq F(b)$. So $F(a) > F(b)$ and hence $F(a) \neq F(b)$. \square

Corollary 2.4. *The descent and inversion conditions used to describe the semi-skyline augmented fillings are enough to guarantee that the filling is non-attacking.*

Corollary 2.4 allows us to reformulate the combinatorial interpretation of $E_\gamma(x; 0, 0)$ as follows.

Definition 2.5. Let γ be a weak composition of n into m parts (where $m \in \mathbb{Z}^+ \cup \infty$). The polynomial $E_\gamma(x; 0, 0)$ in the variables $x = (x_1, x_2, \dots, x_k)$ is the formal power series

$$E_\gamma(x; 0, 0) = \sum_{F \in \text{SSAF}(\gamma)} x^F,$$

where $\text{SSAF}(\gamma)$ is the set of all descent-less fillings of F in which every triple is an inversion triple.

The combinatorial interpretation of $E_{(1,0,3,2)}(x; 0, 0)$ is depicted in Figure 2.2. Notice that the first row of the i^{th} column contains the entry i , since any smaller entry j would attack the basement entry j and any larger entry would create a descent. The following lemma characterizes the type B triples in an SSAF.

Lemma 2.6. *If $\{a, b, c\}$ is a type B triple in a semi-skyline augmented filling F with a and c in the same row and b directly above c , then $F(a) < F(c)$.*

Proof. Let $\{a, b, c\}$ be a type B triple situated as pictured.

$$\begin{array}{|c|} \hline a \\ \hline \end{array} \quad \begin{array}{|c|} \hline b \\ \hline c \\ \hline \end{array}$$

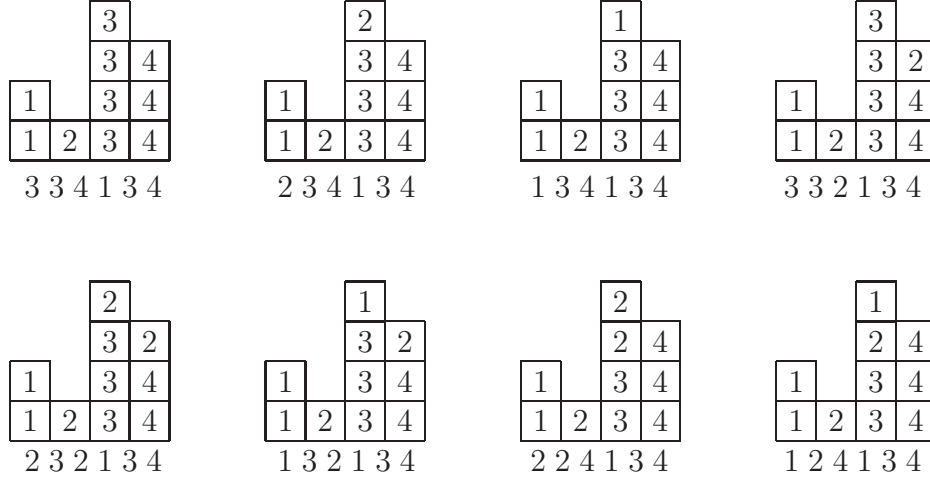


FIGURE 2.1. All possible SSAFs of shape $(1, 0, 3, 2)$ with the reading word listed below each filling. $E_{(1,0,3,2)}(x; 0, 0) = x_1x_3^3x_4^2 + x_1x_2x_3^2x_4^2 + x_1^2x_3^2x_4^2 + x_1x_2x_3^3x_4 + x_1x_2^2x_3^2x_4 + x_1^2x_2x_3^2x_4 + x_1x_2^2x_3x_4^2 + x_1^2x_2x_3x_4^2$.

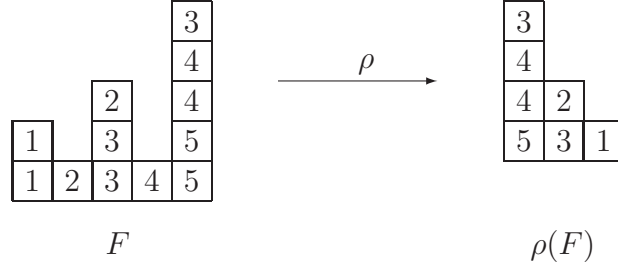
Lemma 2.2 implies that $F(a) \neq F(c)$. If $F(a) > F(c)$, then consider the cells e and g immediately below a and c as shown.

$$\begin{array}{|c|} \hline a \\ \hline e \\ \hline \end{array} \quad \begin{array}{|c|} \hline c \\ \hline g \\ \hline \end{array}$$

The descent condition implies that $F(a) \leq F(e)$, which means that $I(F(c), F(e)) = 0$, so Lemma 2.3 implies that $F(c) < F(e)$. Since $\{e, c, g\}$ form a type B inversion triple, we must have $I(F(c), F(e)) + I(F(e), F(g)) - I(F(c), F(g)) = 1$. Therefore $0 + I(F(e), F(g)) - I(F(c), F(g)) = 1$ implies that $I(F(e), F(g)) = 1$. By definition this means that $F(e) > F(g)$. Repeating this argument eventually implies that the basement entry in the column containing a is greater than the basement entry in the column containing b , a contradiction. Therefore $F(a) < F(c)$. \square

Given any type B triple $\{a, b, c\}$ as depicted in the proof of Lemma 2.6, the descent condition implies that $F(b) \leq F(c)$. If $F(a) \geq F(b)$, then Lemma 2.6 and the fact that the filling is non-attacking implies that $F(b) < F(a) < F(c)$. This means that $I(F(b), F(a)) + I(F(a), F(c)) - I(F(b), F(c)) = 0 + 0 - 0 = 0$, so $\{b, a, c\}$ is a type B non-inversion triple. Thus $F(a) < F(b) \leq F(c)$. Therefore Lemma 2.6 completely characterizes the relative values of the cells in a type B inversion triple.

Lemmas 2.2, 2.3, and 2.6 provide us several conditions on the cells in a semi-skyline augmented filling. These conditions are used to describe the bijection between SSYT's and SSAFs and to prove Theorem 1.1.

FIGURE 3.1. The map $\rho(F)$

3. THE BIJECTION BETWEEN SSAFs AND SSYTs

Recall that we seek a weight-preserving bijection between SSAFs of shape λ and SSYTs whose shape rearranges λ . Such a bijection provides the first combinatorial proof that

$$(3.1) \quad \sum_{\gamma^+ = \lambda} E_\gamma(x; 0, 0) = s_\lambda(x),$$

where the sum is over all infinite weak compositions γ which rearrange λ , denoted $\gamma^+ = \lambda$. Set $x_i = 0$ for $i > n$ to obtain the equation

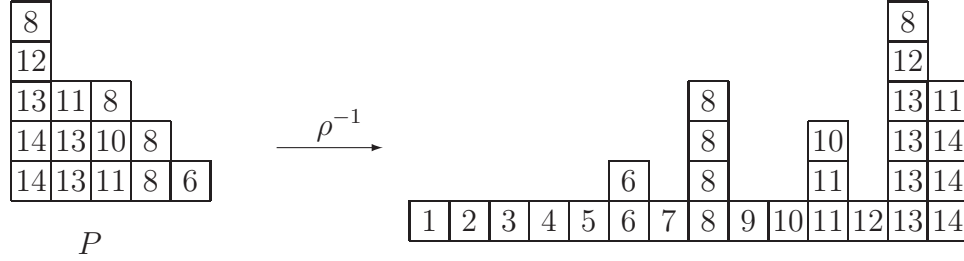
$$\sum_{\gamma^+ = \lambda} E_\gamma(x_1, x_2, \dots, x_n; 0, 0) = s_\lambda(x_1, x_2, \dots, x_n).$$

3.1. A weight-preserving bijection between SSAFs and reverse SSYTs. Assume that F is a semi-skyline augmented filling of a weak composition γ of n into infinitely many parts such that the largest part is equal to m . Let R_i be the set of entries in the i^{th} row of F . Then $\{R_i\}_{i \in [m]}$ is called the *row set* of F .

Recall that a *reverse semi-standard Young tableau* is a filling of a partition shape with positive integer values so that the row entries are strictly decreasing and the column entries are weakly decreasing. We obtain a reverse semi-standard Young tableau $\rho(F)$ by placing the entries R_i in the i^{th} row of $\rho(F)$ in decreasing order from left to right. (See Figure 3.1.) The entries in R_i are distinct since F is a non-attacking filling. Therefore the row entries of $\rho(F)$ are strictly decreasing.

Any element in row R_i lies immediately above an element of row R_{i-1} in F . No descents occur in F , so the k^{th} largest element, α in row R_i must be less than or equal to at least k of the elements in row R_{i-1} . The element α appears in $\rho(F)$ immediately on top of the k^{th} largest element, β , of row R_{i-1} . At least k elements of row R_{i-1} are greater than or equal to α , so $\beta \geq \alpha$. Therefore the rows of $\rho(F)$ are weakly decreasing and $\rho(F)$ is indeed a reverse semi-standard Young tableau.

The inverse of ρ maps a reverse SSYT P to an SSAF as follows. Assume that the first i rows of P , denoted $\{P_1, P_2, \dots, P_i\}$ have been mapped to an SSAF. Consider the largest element, $\alpha_1 \in P_{i+1}$. There exists an element greater than or equal to α_1 in the i^{th} row of the SSAF since α_1 is immediately above such an element in P . Place α_1 on top of the leftmost such element.

FIGURE 3.2. The map $\rho^{-1}(P)$

Assume that the largest $k - 1$ entries in P_{i+1} have been placed into the SSAF. The k^{th} largest element, α_k , of R_{i+1} is mapped to the SSAF after the $k - 1$ larger elements of P_{i+1} have been mapped to the SSAF. There are at least k elements of P_i which are greater than or equal to α_k , so at most $k - 1$ of these are already directly beneath an element of P_{i+1} . Place α_k on top of the leftmost entry β in row $k - 1$ such that $\beta \geq \alpha_k$ and the cell immediately above β is empty. (See Figure 3.1.)

We must prove that $\rho^{-1}(P)$ is a semi-skyline augmented filling, the only SSAF with row entries $\{P_i\}$.

Lemma 3.1. *The filling $\rho^{-1}(P) = F'$ is a semi-skyline augmented filling.*

Proof. By construction, the filling has no descents. Therefore, we must show that all triples are inversion triples. First consider a type A triple of cells, $\{a, b, c\}$ where a and b are cells in the i^{th} row and c is the cell immediately below a . The column containing a and c is to the left of the column containing b and therefore must be weakly taller than the column containing b .

The filling is constructed in such a way that $a \leq c$. Therefore $I(F'(a), F'(c)) = 0$. We want to show $1 = I(F'(a), F'(b)) + I(F'(b), F'(c)) - I(F'(a), F'(c)) = I(F'(a), F'(b)) + I(F'(b), F'(c)) - 0$. If $I(F'(a), F'(b)) = 0$, then $F'(a) < F'(b)$, since a and b are in the same row of F' . Then $F'(b)$ was inserted into F' before $F'(a)$. Since $F'(b)$ was not placed on top of c , the entry in c must be less than $F'(b)$. Therefore $I(F'(b), F'(c)) = 1$. So $I(F'(a), F'(b)) + I(F'(b), F'(c)) - I(F'(a), F'(c)) = 0 + 1 - 0 = 1$ and $\{a, b, c\}$ is a type A inversion triple.

If $I(F'(a), F'(b)) = 1$, then $F'(a) > F'(b)$. This implies that $F'(b) < F'(c)$, since $F'(a) \leq F'(c)$. So $I(F'(a), F'(b)) + I(F'(b), F'(c)) - I(F'(a), F'(c)) = 1 + 0 - 0 = 1$. So every type A triple in F' is a type A inversion triple.

Next consider a type B triple $\{a, b, c\}$ such that a and b are in the i^{th} row and a is to the left of b . Let c be the cell immediately on top of b . Then the column containing b and c is strictly taller than the column containing a . We have the equation $I(F'(c), F'(a)) + I(F'(a), F'(b)) - I(F'(c), F'(b)) = I(F'(c), F'(a)) + I(F'(a), F'(b)) - 0$ since $F'(c) \leq F'(b)$.

If $I(F'(a), F'(b)) = 1$, then $F'(a) > F'(b)$ since $F'(a)$ and $F'(b)$ are in the same row of P . Since $F'(c)$ was not placed on top of $F'(b)$, there must be an entry $F'(d)$ greater than

$F'(c)$ which was already on top of $F'(a)$ when $F'(c)$ was inserted. If this is the case, then the same situation occurs in row $i + 1$. Eventually there must be a row in which the column containing b and c contains an entry α but the column containing a does not. Then the entry α would have been placed on the column containing a , which is a contradiction. Therefore $I(F'(a), F'(b)) = 0$.

Since $I(F'(a), F'(b)) = 0$ implies $F'(a) \leq F'(b)$ and the row entries of P are distinct, we have $F'(a) < F'(b)$. Since $F'(c)$ was not placed on top of $F'(a)$, either $F'(c) > F'(a)$ or there was already an entry larger than $F'(c)$ on top of a . If there was already an entry on top of a , then the situation is precisely the situation described in the previous paragraph. If $F'(c) > F'(a)$, then $I(F'(c), F'(a)) + I(F'(a), F'(b)) - I(F'(c), F'(b)) = 1 + 0 - 0 = 1$ and hence $\{a, b, c\}$ is a type B inversion triple. \square

Lemma 3.2. *The SSAF $\rho^{-1}(P)$ is the only SSAF with row entries $\{P_i\}$.*

Proof. Let K be an arbitrary SSAF whose row entries are given by $\{P_i\}$. Find the lowest row i of K such that row i is different from row i of $\rho^{-1}(P) = F'$. Consider the largest element, δ , of P_i whose position in K does not agree with its position in F' . Then δ was placed on top of the left-most possible cell a in F' such that $F'(a) \geq \delta$. Therefore in K the entry δ must reside in a cell c of a column strictly to the right of the column containing a in K .

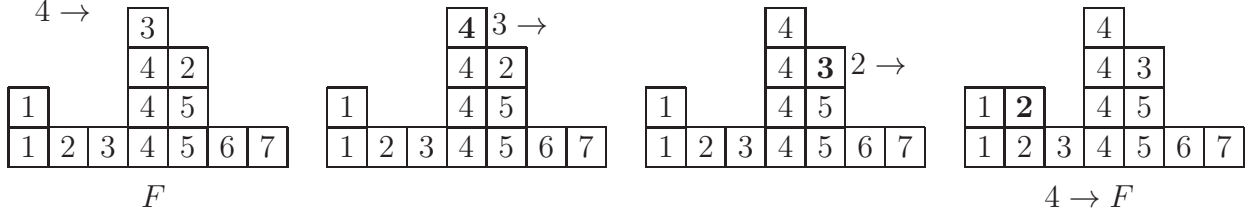
Let b be the cell immediately below $\delta = K(c)$ in K . If the column containing δ and b is strictly taller than the column containing a in K , then the triple $\{a, b, c\}$ is a type B triple. We have $I(\delta, K(a)) + I(K(a), K(b)) - I(\delta, K(b)) = 0 + I(K(a), K(b)) - 0$. If $I(K(a), K(b)) = 1$, then $K(a) > K(b)$. But the rows containing a and b are identical in K and F' . The proof of Lemma 3.1 implies that if this situation occurs, then the filling is not an SSAF. So $I(K(a), K(b))$ must equal 0 and hence $\{a, b, c\}$ is not a type B inversion triple.

If the column containing a is weakly taller in K than the column containing b and c , then the cell d immediately on top of a in K contains an entry $K(d)$ which is less than δ . (If it were greater than δ , this would contradict the assumption that δ is the greatest value for which the row placement differs.) In particular, $K(d) < \delta = K(c)$ implies that $I(K(d), K(c)) + I(K(c), K(a)) - I(K(d), K(a)) = 0 + 0 - 0 = 0$. So the triple $\{d, c, a\}$ is a type A triple that is not a type A inversion triple.

Therefore, regardless of which column is taller, K contains at least one non-inversion triple. So K is not a semi-skyline augmented filling. \square

The above implies that the semi-skyline augmented filling $\rho^{-1}(P)$ obtained through the mapping described at the beginning of this section yields the only possible semi-skyline augmented filling with the given row entries. Note that the map ρ^{-1} implies that if α is an entry in row i of $\rho^{-1}(P)$, then any entry greater than or equal to α to the left of α in row $i - 1$ of $\rho^{-1}(P)$ must lie directly beneath an entry in row i which is greater than α .

3.2. An analogue of Schensted insertion. Schensted insertion is a procedure for inserting a positive integer k into a semi-standard Young tableau T . It is the fundamental operation of the Robinson-Schensted-Knuth (RSK) algorithm. We define a procedure for inserting

FIGURE 3.3. The insertion $4 \rightarrow F$

a positive integer k into a semi-skyline augmented filling F using a similar “scanning and bumping” technique. In Section 4 we use this procedure to describe an analogue of the RSK algorithm.

Let F be a semi-skyline augmented filling of a weak composition γ of n into m parts. Then $F = (F(j))$, where $F(j)$ is the entry in the j^{th} cell in reading order, including the cells in the basement. Let $F(\bar{j})$ be the entry in the cell immediately above $F(j)$. If the cell is empty, set $F(\bar{j}) = 0$. We define the operation $k \rightarrow F$, for $k \leq m$.

Procedure 3.3. The insertion $k \rightarrow F$:

- P1. Set $i := 1$, set $x_i := k$, set $p_0 = 0$, and set $j := 1$.
- P2. If $F(j) < x_i$ or $F(\bar{j}) \geq x_i$, then increase j by 1 and repeat this step. Otherwise, set $x_{i+1} := F(\bar{j})$ and set $F(\bar{j}) := x_i$. Set $p_i = (a, b + 1)$, where (a, b) is the j^{th} cell in reading order.
- P3. If $x_{i+1} \neq 0$ then increase j by 1, increase i by 1, and repeat step P2.
- P4. Set t_k equal to p_i and terminate the algorithm.

Notice that this procedure produces a sequence $I_k = (x_1, x_2, \dots, x_r)$ of entries which are affected by the insertion of k , called the *insertion sequence*. The sequence $P_k = (p_1, p_2, \dots, p_r)$ records which cells are affected by the insertion of k . This sequence is called the *insertion path* of k .

Lemma 3.4. *Let x_i be an entry in I_k and let α_i be the next occurrence in F of the value x_i after p_{i-1} in reading order. Then x_i appears in a row above α_i in $k \rightarrow F$.*

Proof. Let $F(s)$ be the cell containing α_i in F and let a be the cell immediately above α_i . The entry x_i must appear before a in the reading order of F since F is a non-attacking filling. (If x_i is x_1 , we think of x_i as appearing before all letters of F in reading order.) The entry in a must be less than x_i by the choice of α_i . Therefore if x_i reaches a during the insertion of k , then x_i will replace the cell in a . So x_i appears in a row above α_i . \square

Lemma 3.4 implies that each entry x_i is inserted into a row of F which is higher than the next row containing an entry equal in value to x_i . In particular, this means each entry appears in $k \rightarrow F$ above the basement entry of equal value, since every value appears in the basement. Therefore the procedure $k \rightarrow F$ terminates in finitely many steps.

The insertion procedure $k \rightarrow F$ is closely connected to Schensted insertion. Let *reverse Schensted insertion* be the variation of Schensted insertion which maps a positive integer

k into a reverse semi-standard Young tableau. This is equivalent to altering the insertion procedure described by Knuth [4] by reversing the directions of the inequalities, and scanning columns rather than rows.

Proposition 3.1. *The map $\rho(F)$ commutes with the insertion procedure in the sense that*

$$\rho(k \rightarrow F) = (\rho(F) \leftarrow k),$$

where $\rho(F) \leftarrow k$ is the reverse Schensted insertion of k into $\rho(F)$.

Proof. It is enough to prove that the rows of $k \leftarrow F$ contain the same entries as the rows of $\rho(F) \rightarrow k$. We do this by describing which entry of F is bumped to a lower row of F during $(k \rightarrow F)$ and then proving this is the same entry bumped to a lower row of $\rho(F)$ during $(\rho(F) \leftarrow k)$.

Let α be the entry to reach the first cell in row i during the insertion $(k \rightarrow F)$ and let $S = \{i_0, i_1, \dots, i_l\}$ be the set containing α and the entries in row i of F , indexed so that $i_m > i_{m+1}$ for all $m \geq 0$. Consider the largest entry i_j in the set S such that the number of entries in row $i - 1$ of F greater than or equal to i_j is j . We claim that i_j is bumped to a lower row of F . If no such entry exists, we claim that the insertion procedure terminates at row i .

To see this, assume that there exists an entry, i_j , in the set $S = \{i_0, i_1, \dots, i_l\}$ satisfying the above conditions. (Notice that if such an i_j exists, all entries in row $i - 1$ which are greater than or equal to i_j must be immediately beneath non-empty cells.) If i_j is an entry affected by the insertion procedure, it will be inserted into a row below row i of F unless it bumps an entry β to its right in row i of F . If i_j bumps β , then β must be less than i_j but directly on top of an entry greater than or equal to i_j . There are only j entries greater than or equal to i_j in row $i - 1$, and j entries in row i which are greater than or equal to i_j , so an entry smaller than i_j cannot be immediately on top of an entry greater than or equal to i_j . Therefore if i_j is affected by the insertion procedure, it is bumped to a lower row of F .

If $i_j = \alpha$, then i_j is affected by the insertion procedure and we are done. Assume that $i_j \neq \alpha$ and let $\alpha = i_m$ for some $m \leq j$. (If $m > j$, then there are $j + 1$ entries in row i of F which are greater than or equal to i_j but only j entries in row $i - 1$ of F which are greater than or equal to i_j , contradiction.) Since i_j is the largest entry in the set S satisfying the above conditions, the entry i_{j-1} must be less than or equal to j entries in row $i - 1$. Therefore the entry immediately beneath i_j must be greater than or equal to i_{j-1} . This fact together with the remark at the end of Section 3.1, imply that if i_{j-1} is not α , then i_{j-1} must appear to the left of i_j . If i_{j-1} is α , then α bumps i_j , since i_j is the only entry in row i of F which is less than i_{j-1} and lies on top of an entry greater than or equal to i_j .

Argue by induction to see that all entries less than $i_m = \alpha$ and greater than i_j lie to the left of i_j in row i of F . The base case was treated in the previous paragraph. Assume that the entries i_{r+1} through i_{j-1} all appear to the left of i_j . Consider the entry i_r . There are at least $r + 1$ entries in row $i - 1$ which are greater than or equal to i_r . One of these must be underneath one of the entries i_{r+1} through i_j . By the remark at the end of Section 3.1, this entry must appear to the right of i_r . Therefore this entry and all entries to its right,

including i_j , must appear to the right of i_r . Thus i_r appears to the left of i_j . This means that all the entries less than i_m and greater than i_j lie to the left of i_j in F .

Since i_j is the largest entry satisfying the above conditions, there must be at least $m + 1$ entries in row $i - 1$ of F which are greater than or equal to i_m , all of which appear weakly to the left of i_j . One of these is beneath an entry smaller than i_m , since there are only $m - 1$ entries greater than i_m . Therefore i_m will bump the first such entry i_r encountered. If $i_r = i_j$, then i_j is affected by the insertion procedure and we are done. Otherwise, there are at least $r + 1$ entries in row $i - 1$ which are greater than or equal to i_r . At most $r - 1$ of these entries appear to the left of i_r , but all appear weakly to the left of i_j . One such entry lies immediately beneath an entry less than i_r , since there are only $r - 1$ entries in row i which are greater than i_r . This entry must lie to the left of i_r by the remark at the end of Section 3.1. Therefore i_r bumps this entry. Continue this line of reasoning to see that the procedure continues until it affects i_j . Therefore i_j is affected by the insertion procedure and therefore i_j is bumped to a lower row of F .

We claim that the entry i_j is precisely the entry of $\rho(F)$ bumped to a lower row of $\rho(F)$ during $(\rho(F) \leftarrow k)$. To see this, first assume that $i_j = \alpha$. Then α is being inserted into the j^{th} column of $\rho(F)$. The only way for α to appear in row i of $(\rho(F) \leftarrow k)$ is for it to bump the j^{th} largest entry in row i of $\rho(F)$. But that entry, i_{j-1} , must be greater than or equal to α , and hence will not be bumped. Therefore $\alpha = i_j$ continues to the next row of F as desired.

Next assume that $\alpha \neq i_j$. Then α must be greater than i_j for otherwise there would be $j + 1$ entries in row i of $\rho(F)$ greater than or equal to i_j but only j entries in row $i - 1$ of $\rho(F)$ greater than or equal to i_j . There exists an entry in row $i - 1$ of $\rho(F)$ which is greater than or equal to α , so α will be inserted on top of this entry, bumping the entry in this cell of $\rho(F)$. The entries in row i of $\rho(F)$ are decreasing, so this entry will bump the entry to its right. This procedure will continue until i_j is bumped. The cell immediately to the right of i_j in $\rho(F)$ is on top of a cell whose entry is less than i_j since there are only j cells in row $i - 1$ which are greater than or equal to i_j . Therefore i_j is bumped to a lower row of $\rho(F)$.

The above argument implies that a row entry is bumped to a lower row of $\rho(F)$ during $(\rho(F) \leftarrow k)$ if and only if it is bumped to a lower row of F during $(k \rightarrow F)$. This implies that the row entries of $(\rho(F) \leftarrow k)$ are the same as the row entries of $(k \rightarrow F)$. Therefore by Lemma 3.2 the insertion procedures commute, as desired. \square

The insertion procedure described above produces an SSAF. Proposition 3.1 states that it produces precisely the SSAF one would obtain by applying reverse Schensted insertion to $\rho(F)$ and then applying ρ^{-1} to the result.

3.3. The bijection Ψ between SSYT and SSAF. Let T be a semi-standard young tableau. We may associate to T the word $\text{col}(T)$, which consists of the entries of each column of T , read top to bottom from columns left to right, as in Figure 3.4. In general, any word w can be decomposed into its maximal strictly decreasing subwords, called *column words*. This decomposition is called $\text{col}(w)$. For example, if $w = 3\ 5\ 4\ 2\ 2\ 1$, then $\text{col}(w) = 3 \cdot 5\ 4\ 2 \cdot 2\ 1$.

10					
9	11				
8	10	10			
4	7	8			
2	5	5			
1	2	3	5	10	

FIGURE 3.4. Here $col(T) = 10\ 9\ 8\ 4\ 2\ 1 \cdot 11\ 10\ 7\ 5\ 2 \cdot 10\ 8\ 5\ 3 \cdot 5 \cdot 10$

Begin with an arbitrary SSYT T and the empty SSAF ϕ whose basement row contains all the letters of \mathbb{Z}_+ . Let k be the rightmost letter in $col(T)$. Insert k into ϕ to obtain the SSAF $(k \rightarrow \phi)$. Then let k' be the next letter in $col(T)$ reading right to left. Obtain the SSAF $(k' \rightarrow (k \rightarrow \phi))$. Continue in this manner until all the letters of $col(T)$ have been inserted. The resulting diagram is the SSAF $\Psi(T)$. (See Figure 3.5.)

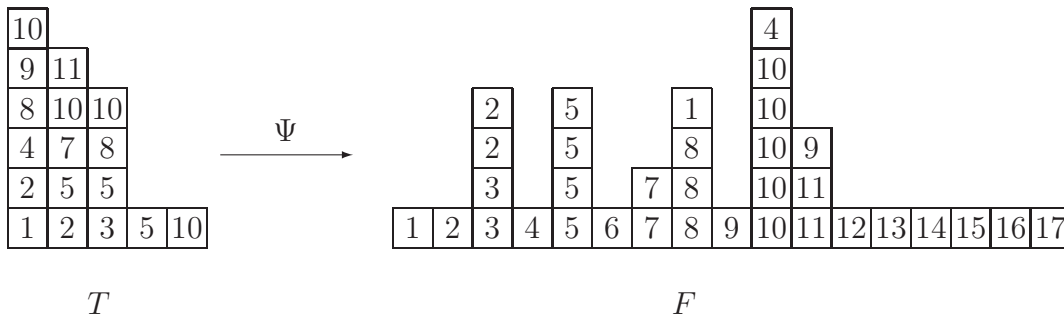
Proposition 3.1 implies that the entries in the rows of $\Psi(T)$ are precisely the entries in the rows of the reverse SSYT P obtained by applying reverse Schensted insertion to $col(T)$. The shape of P is equal to the transpose of the shape of T ([4], [7]). This implies that the shape of $\Psi(T)$ is a rearrangement of the shape of T .

The map Ψ is therefore a weight-preserving map from semi-standard Young tableaux of shape λ to semi-skyline augmented fillings whose shape rearranges λ . We now show that Ψ is a bijection.

Proposition 3.2. *The map Ψ is invertible.*

Proof. This is an immediate consequence of Proposition 3.1, since dual Schensted insertion is an invertible procedure. \square

To describe the inverse directly, consider an arbitrary SSAF F . Consider the set S of nonzero columns of F . (In Figure 3.5, S contains the third, fifth, seventh, eighth, tenth, and eleventh columns.) The highest cell in each of these columns is a cell which was created

FIGURE 3.5. The map $\Psi : T \rightarrow F$ takes a SSYT T to an SSAF F .

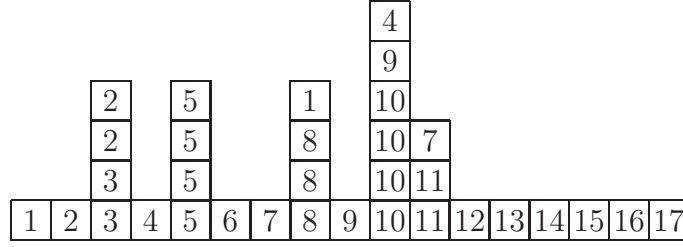
 F

FIGURE 3.6. The SSAF obtained by removing the 7 in the seventh column of F .

during the dual Schensted insertion of the leftmost column of $col(T)$. Therefore pick the shortest such column, C_1 , where if two columns have equal height then the column farther to the right is considered to be shorter.

The cell c_1 at the top of column C_1 of F is the cell at which the insertion of the leftmost letter of $col(T)$ terminates. Scan the reading word in reverse order to determine which entry (if any) bumped the entry $F(c_1)$ in c_1 . (Any entry β greater than $F(c_1)$ beneath an entry less than $F(c_1)$ would have bumped $F(c_1)$.) Then scan the reading word in reverse order beginning at that position to determine the previous bumping entry and replace it with the entry which bumped $F(c_1)$. Continue until the first letter of the reading word is reached. The last bumping entry is therefore the first entry of $col(T)$.

For example, in Figure 3.5, the entry 7 in the seventh column was the last to be placed into F . IT was bumped by the 9 in the eleventh column, which was bumped by the 10 in the tenth column. This 10 was not bumped from any other position, so the 10 is the first letter in the word $col(T)$. The resulting SSAF is pictured in Figure 3.6.

Repeat this procedure using the resulting SSAF for the second smallest column C_2 in S to obtain the second letter of $col(T)$. Continue in this manner until the first column of T is recovered. Then repeat the entire procedure with the new SSAF, whose nonzero columns are each one cell shorter than the nonzero columns in the original SSAF. Continue this procedure until there are no columns remaining. The resulting word is $col(T)$.

The map $\Psi : SSYT \rightarrow SSAF$ is a weight-preserving, shape-rearranging bijection. This proves combinatorially that

$$s_\lambda(x) = \sum_{\gamma^+ = \lambda} E_\gamma(x; 0, 0),$$

since the left-hand side consists of all monomials x^T where T is a semi-standard Young tableau of shape λ while the right-hand side consists of all monomials x^F where F is a semi-skyline augmented filling of shape γ , where $\gamma^+ = \lambda$.

3.4. A basis for $\mathbb{Q}[x]$. Let γ be a weak composition of n into m parts, for $m \in \mathbb{Z}^+ \cup \infty$. The monomial corresponding to the composition γ is $x^\gamma = \prod_{i=1}^m x_i^{\gamma_i}$. The monomials corresponding to compositions with infinitely many parts form a \mathbb{Q} -basis for $\mathbb{Q}[x]$, where $x = \{x_1, x_2, \dots\}$.

Recall that the reverse dominance order on weak compositions γ and μ is given by

$$\mu \leq \gamma \iff \sum_{i=k}^{\infty} \mu_i \leq \sum_{i=k}^{\infty} \gamma_i, \quad \forall k \geq 1.$$

Let $NK_{\gamma,\mu}$ be the coefficient of x^μ in $E_\gamma(x; 0, 0)$. Then $NK_{\gamma,\mu}$ is equal to the number of semi-skyline augmented fillings of shape γ and content μ . The bijection presented in Section 3.3 implies that

$$K_{\lambda,\mu} = \sum_{\gamma^+ = \lambda} NK_{\gamma,\mu},$$

where $K_{\lambda,\mu}$ is the Kostka number, equal to the number of SSYT of shape λ and weight μ .

Proposition 3.3. *Suppose that γ and μ are both weak compositions of n into k parts and $NK_{\gamma,\mu} \neq 0$. Then $\mu \leq \gamma$ in the dominance order. Moreover, $NK_{\gamma,\gamma} = 1$.*

Proof. Assume that $NK_{\gamma,\mu} \neq 0$. By definition, this means that there exists a semi-skyline augmented filling of shape γ and content μ . Suppose that an entry m appears in one of the first $m-1$ columns. Then this column contains a descent, since the basement entry of this column is less than m . Therefore all entries greater than or equal to m must appear after the $(m-1)^{th}$ column. So $\sum_{i=m}^{\infty} \mu_i \leq \sum_{i=m}^{\infty} \gamma_i$ for each m , as desired.

Moreover if $\mu = \gamma$, then the i^{th} column must contain only the entries i . To see that this augmented filling is a semi-skyline augmented filling, consider first a type A triple as shown.

$$\begin{array}{|c|} \hline \alpha \\ \hline \alpha \\ \hline \end{array} \dots \begin{array}{|c|} \hline \delta \\ \hline \end{array}$$

Here $\delta > \alpha$, so $I(\alpha, \delta) + I(\delta, \alpha) - I(\alpha, \alpha) = 0 + 1 - 0 = 1$ implies that the triple is indeed a type A inversion triple.

Next consider a type B triple as shown below.

$$\begin{array}{|c|} \hline \alpha \\ \hline \end{array} \dots \begin{array}{|c|} \hline \beta \\ \hline \beta \\ \hline \end{array}$$

Since $\alpha < \beta$, we have $I(\beta, \alpha) + I(\alpha, \beta) - I(\beta, \beta) = 1 + 0 - 0 = 1$. Therefore the triple is indeed a type B inversion triple.

Since all triples are inversion triples and there are no descents, the filling is a semi-skyline augmented filling. It is the only SSAF of shape γ and content γ , so $NK_{\gamma,\gamma} = 1$. \square

Corollary 3.5. *The polynomials $E_\gamma(x; 0, 0)$ are a \mathbb{Q} -basis for $\mathbb{Q}[x]$.*

Proof. Proposition 3.3 is equivalent to the assertion that the transition matrix from the nonsymmetric Schur functions to the monomials (with respect to the reverse dominance order) is upper triangular with 1's on the main diagonal. Since this matrix is invertible, the $E_\gamma(x; 0, 0)$ are a basis for all polynomials. \square

Notice that restriction to compositions of n into m parts implies that the $E_\gamma(x; 0, 0)$ form a basis for polynomials of degree m in n variables.

4. AN ANALOGUE OF THE ROBINSON-SCHENSTED-KNUTH ALGORITHM

The insertion procedure utilized in the above bijection is an analogue of Schensted insertion, the fundamental operation of the Robinson-Schensted-Knuth (RSK) Algorithm.

Theorem 4.1. (*Robinson-Schensted-Knuth [7]*) *There exists a bijection between \mathbb{N} -matrices of finite support and pairs of semi-standard Young tableaux of the same shape.*

We apply the same procedure to arrive at an analogue of the RSK Algorithm for semi-skyline augmented fillings. Recall that Theorem 1.1 states that there exists a bijection between \mathbb{N} -matrices of finite support and pairs of semi-skyline augmented fillings whose shapes are rearrangements of the same partition. We prove Theorem 1.1 by constructing the bijection.

4.1. The map $\Phi : \mathbb{N}\text{-matrices} \longrightarrow \mathbf{SSAF} \times \mathbf{SSAF}$. Let $A = (a_{i,j})$ be an \mathbb{N} -matrix with finite support. There exists a unique two-line array corresponding to A which is defined by the non-zero entries in A . Find the first non-zero entry $a_{i,j}$ in the reading word. Place an i in the top line and a j in the bottom line $a_{i,j}$ times. When this has been done for each non-zero entry, one obtains the following array.

$$w_A = \begin{pmatrix} i_1 & i_2 & \dots \\ j_1 & j_2 & \dots \end{pmatrix}$$

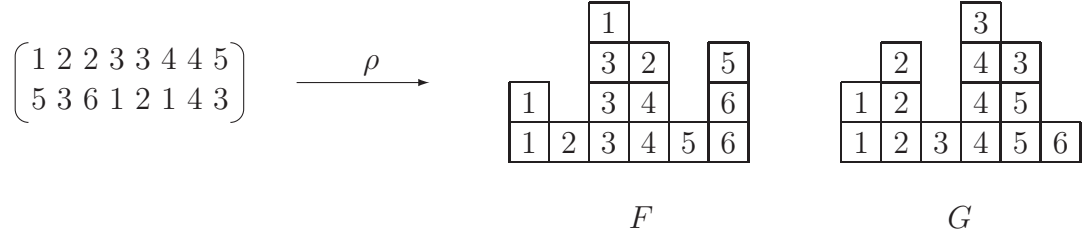
Notice that if $i_r = i_{r+1}$, then $j_r \leq j_{r+1}$ in w_A . Every two-line array with this property can be obtained from a matrix with finite support. We may therefore consider two-line arrays with this property instead of matrices of finite support.

Procedure 4.2. The map $\Phi : w_A \longrightarrow \mathbf{SSAF} \times \mathbf{SSAF}$:

- P1. Set $r := l$, where l is the length of w_A . Let $F = \phi = G$, where ϕ is the empty SSAF.
- P2. Set $F := (j_r \rightarrow F)$. Let h_r be the height of the column in $(j_r \rightarrow F)$ at which the insertion procedure $(j_r \rightarrow F)$ terminates.
- P3. Place i_r on top of the leftmost column of height $h_r - 1$ in G such that doing so does not create a descent. Set G equal to the resulting figure.
- P4. If $r - 1 \neq 0$, repeat step P2 for $r := r - 1$. Else terminate the algorithm.

Notice that the entries in the top row of the array are weakly increasing when read from left to right. This means that if $h_r > 1$, placing i_r on top of the leftmost column of height $h_r - 1$ in G does not create a descent. If $h_r = 1$, we claim that the i_r^{th} column of G does not contain entry from a previous step. To see this, argue by contradiction. Assume there exists an entry i_m in the i_r^{th} column, where $m > r$. Then the entries j_m, j_{m-1}, \dots, j_r of the array w_A form a weakly decreasing sequence by the nature of the array. Examine the dual Schensted insertion of j_r to see that the termination of the insertion of $j_r \leftarrow F$ must occur in a higher row of F than the termination of the insertion of j_m . This contradicts the fact that i_r and i_m are inserted into columns of the same height.

In this way the shape of G becomes a rearrangement of the shape of F . When the process is complete, the result is a pair $(F, G) = \Phi(A)$ of fillings whose shapes are rearrangements of

FIGURE 4.1. $\Phi : A \rightarrow SSAF \times SSAF$

the same partition (see Figure 4.1). To see that F and G are indeed semi-skyline augmented fillings, we prove that the map Φ produces precisely the pair of SSAFs obtained by applying the dual RSK algorithm to A followed by the map ρ^{-1} .

Proposition 4.1. *If (P, Q) is the pair of dual semi-standard Young tableaux obtained by applying the dual RSK algorithm to the matrix A , then $(\rho^{-1}(P), \rho^{-1}(Q)) = \Phi(A) = (F, G)$.*

Proof. Proposition 3.1 implies that $\rho^{-1}(P) = F$. We must prove that $\rho^{-1}(Q) = G$, where Q is the recording tableau. Consider the insertion of an element i_r into G . The position of i_r in G is determined by the termination of insertion ($j_r \rightarrow F$). Let h_r denote the height of the column at which the insertion of ($j_r \rightarrow F$) terminates. The entry i_r appears in row h_r of G by definition. By Proposition 3.1, the reverse Schensted insertion of j_r terminates in row h_r of P . Hence i_r appears in row h_r of Q . Therefore the entries in the rows of Q are the same as those in the rows of G .

Recall that $\rho^{-1}(Q)$ is the unique SSAF whose rows contain precisely the row entries of Q . The row entries of Q are inserted into $\rho^{-1}(Q)$ in decreasing order, so that the entry α appears in the leftmost column such that the entry immediately below α in this column is greater than or equal to α .

The top line of the array w_A is a weakly increasing sequence, so its entries are inserted into G in weakly decreasing order. Therefore the entries in a given row r are inserted into G in decreasing order. An entry i_r is placed on top of the leftmost possible column which does not create a descent. To see that the entries in a given row of $\rho^{-1}(Q)$ appear in the same columns as the entries in a given column of G , argue by induction on the entries in the top line of the array w_A .

Consider first the entry i_l , where l is the length of w_A . This entry appears in the first row of G , in the i_l^{th} column. This entry also appears in the i_l^{th} column of $\rho^{-1}(Q)$, since that is the leftmost possible position for i_l in $\rho^{-1}(Q)$.

Assume that the entries i_l, i_{l-1}, \dots, i_r appear in the same columns in G as they do in $\rho^{-1}(Q)$. Consider the entry i_{r-1} . This entry appears on top of the entry α in $\rho^{-1}(Q)$. Therefore $\alpha \geq i_{r-1}$. This fact and the fact that α appears in a lower row of G than i_{r-1} imply that α is inserted into G before i_{r-1} . Since all the entries which were inserted into G before i_{r-1} appear in the same columns as in $\rho^{-1}(Q)$, there is no entry on top of α in G during the insertion of i_{r-1} . This means that if i_{r-1} is not placed on top of α , then i_{r-1} is

placed in a column to the left of the column containing α . Let β be the entry under i_{r-1} in this situation. Then β appears in this same position in $\rho^{-1}(Q)$. Since i_{r-1} is not on top of β in $\rho^{-1}(Q)$, there must be an entry $\gamma > i_{r-1}$ on top of β in $\rho^{-1}(Q)$. But if this were the case, then γ would also be on top of β in G since by assumption, all entries greater than i_{r-1} are in the same positions in G as they are in $\rho^{-1}(Q)$. This contradicts the fact that i_{r-1} is placed on top of β . Therefore the entries of G are in precisely the same position as in $\rho^{-1}(Q)$, so $\rho^{-1}(Q) = G$. \square

Proposition 4.1 implies in particular that F and G are indeed semi-skyline augmented fillings. The semi-skyline augmented filling G records the column to which a cell is added in F . Therefore F and G are rearrangements of the same shape. These two facts imply that ρ is a map from \mathbb{N} -matrices to pairs of semi-skyline augmented fillings which are rearrangements of the same shape.

4.2. The inverse of the map Φ . Let (F, G) be a pair of semi-skyline augmented fillings whose shapes are rearrangements of the same partition λ . Then $(\rho(F), \rho(G))$ is a pair of reverse semi-standard Young tableaux of shape λ . Since the dual Robinson-Schensted-Knuth algorithm is invertible, this pair $(\rho(F), \rho(G))$ comes from a unique matrix A of finite support. This matrix is $\Phi^{-1}((F, G))$.

We describe the computation of this inverse without mapping through the reverse SSYT pair. Let G_{rs} be the highest occurrence of the smallest entry of G in reading order. (Here G_{rs} is the element of G in row r and column s .)

Let s' be the rightmost column of height r in F . Then $F_{rs'}$ is the termination cell for the insertion of the last letter, j_1 in the array corresponding to the matrix A . Delete $F_{rs'}$ from F and G_{rs} from G . Scan right to left, bottom to top (backwards through the reading word) starting with the cell directly to the left of $F_{rs'}$ to determine which cell (if any) bumped $F(F_{rs'})$. If there exists a cell k before $F_{rs'}$ in the reading word such that $F(k) > F(F_{rs'})$ and the cell directly on top of k has value less than or equal to $F(F_{rs'})$, this $F(k)$ bumped $F(F_{rs'})$ by the argument from Section 3.3. Replace $F(k)$ by $F(F_{rs'})$ and repeat the procedure with $F(k)$ starting from the cell k . Continue working backward through the reading word until there are no more letters in the reading word. The resulting entry is the letter j_1 . (Notice that this is the same procedure used in the map Ψ^{-1} in Section 3.3, so we have already proved that this procedure does in fact yield the inverse of the insertion of j_1 .)

Next find the highest occurrence of the smallest entry j_2 of the new G . Repeat the procedure to find i_2 . Continue until there are no more entries in F and G . Then all of the i and j values of the array w_A have been determined.

Corollary 4.3. *The RSK algorithm commutes with the above analogue Φ . That is, if (P, Q) is the pair of SSYT produced by the RSK algorithm applied to a matrix A , then $(\Psi(P), \Psi(Q)) = \Phi(A)$.*

Proof. The pair (P, Q) maps bijectively to the pair (S, T) of reverse SSYT produced by applying the dual RSK algorithm to A . Proposition 4.1 states that $(\rho^{-1}(S), \rho^{-1}(T)) = (F, G) =$

$\Phi(A)$. The remark at the end of Section 3.3 implies that $(\Psi(P), \Psi(Q)) = (\rho^{-1}(S), \rho^{-1}(T))$, so $(\Psi(P), \Psi(Q)) = (F, G)$ as desired. \square

The algorithm Φ retains many of the properties of the Robinson-Schensted-Knuth Algorithm. Several of these properties are listed below, but this list is by no means complete.

Corollary 4.4. *Assume that $\Phi(A) = (F, G)$. Then $\Phi(A^t) = (G, F)$.*

Corollary 4.5. *Let $\Phi(A) = (F, G)$. Let B be a matrix such that the bottom line of w_B is Knuth equivalent to the bottom line of w_A . Then $\Phi(B) = (F, G')$ for some SSAF G' .*

Corollaries 4.4 and 4.5 follow directly from the fact that the algorithm Φ commutes with the Robinson-Schensted-Knuth Algorithm.

4.3. Standardization. A standard Young tableau of shape λ is a semi-standard young tableau whose weight is $\prod_{i=1}^n x_i$, where $n = |\lambda|$. Any SSYT T can be mapped to a standard Young tableau through a procedure called standardization.

Definition 4.6. Let γ be a weak composition of n . A *skyline augmented filling (SAF)* of shape γ is an SSAF of weight $\prod_{i=1}^n x_i$. Let F_γ denote the number of skyline augmented fillings of shape γ .

Notice that $F_\gamma = 0$ for certain compositions γ . This means that our analogue of standardization, *skylining*, must alter the shape of such compositions.

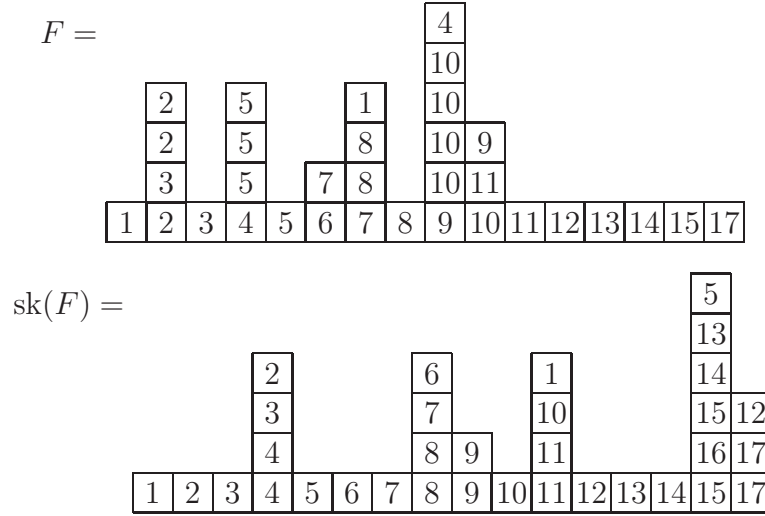
Procedure 4.7 (*Skylining*(F)). Assume that F is an SSAF of shape γ , where $|\gamma| = n$. Consider the reading word as a collection of row words for F . Standardize the reading word for F in the usual manner. Then place the new entries back into the original of F , maintaining the same order. If the lowest entry, α_j of the j^{th} column is not equal to j , shift the entire column to rest immediately on top of the α_j^{th} column. Denote the result by $sk(F)$.

The entries in the first row of F are always strictly increasing from left to right. Therefore the shifting does not permute the order of the non-zero columns. Notice that $F(a) \leq F(c) \Leftrightarrow sk(F(a)) < sk(F(c))$. Therefore $I(F(a), F(b)) + I(F(b), F(c)) - I(F(a), F(c))$ remains the same after standardization. Similarly, $I(F(c), F(a)) + I(F(a), F(b)) - I(F(c), F(b))$. This means that standardization preserves the inversion triples. This fact and the fact that there are no descents within the columns of F imply that the figures $sk(F)$ is indeed a semi-skyline augmented filling.

Proposition 4.2. *The bijection Φ commutes with standardization.*

Proof. Let T be a semi-standard Young tableau and $\Phi(T)$ the corresponding SSAF. We saw in section 3.1 that the SSAFs are in bijective correspondence with reverse SSYTs, so it is enough to consider the reverse SSYT R corresponding to T .

The set of entries in a given row r of R are sent to a new set of row entries under standardization. However, the new entries are the same entries which appear in row r of the standardization of F by the definition of $st(F)$. There is only one SSAF with the same row entries as the standardization of R , so this must be $st(F)$. \square

FIGURE 4.2. An SAF of shape $\gamma = (0, 3, 0, 3, 0, 1, 3, 0, 5, 2, 0, 0, 0, 0, 0, 0, 0)$

REFERENCES

- [1] J. Haglund, M. Haiman, and N. Loehr, *A combinatorial formula for Macdonald polynomials*, J. Amer. Math. Soc. **18** (2005), no. 3, 735–761 (electronic), arXiv:math.CO/0409538.
- [2] ———, *Combinatorial theory of Macdonald polynomials. I. Proof of Haglund’s formula*, Proc. Natl. Acad. Sci. USA **102** (2005), no. 8, 2690–2696 (electronic).
- [3] ———, *A combinatorial formula for Non-symmetric Macdonald polynomials*, pre-print (2006), arXiv:math.CO/0601693
- [4] Donald E. Knuth, *Permutations, matrices, and generalized Young tableaux*, Pacific J. Math., **34** (1970), 709–727.
- [5] I. G. Macdonald, *A new class of symmetric functions*, Actes du 20^e Séminaire Lotharingien, Publications I. R. M. A. **372/S-20** (1988), 131–171.
- [6] Dan Marshall, *Symmetric and nonsymmetric Macdonald polynomials*, Ann. Comb. **3** (1999), no. 2-4, 385–415, On combinatorics and statistical mechanics.
- [7] C. Schensted, *Longest increasing and decreasing subsequences*, Canad. J. Math., **13** (1961), 179–191.
- [8] Richard P. Stanley, *Enumerative combinatorics. Vol. 2*, Cambridge Studies in Advanced Mathematics, vol. 62, Cambridge University Press, Cambridge, 1998.

UNIVERSITY OF CALIFORNIA, BERKELEY/CENTRE DE RECHERCHES MATHÉMATIQUES, MONTRÉAL

E-mail address: sarahm@math.berkeley.edu

URL: <http://math.berkeley.edu/~sarahm>