

# NONSYMMETRIC SCHUR FUNCTIONS AND AN ANALOGUE OF THE ROBINSON-SCHENSTED-KNUTH ALGORITHM

SARAH MASON

**ABSTRACT.** We exhibit a weight-preserving bijection between semi-standard Young tableaux and skyline augmented fillings to provide the first combinatorial proof that the Schur functions decompose into nonsymmetric functions indexed by compositions. The insertion procedure involved in the proof leads to an analogue of the Robinson-Schensted-Knuth Algorithm for skyline augmented fillings. We also prove that the nonsymmetric Schur functions are equal to the standard bases for Schubert polynomials introduced by Lascoux and Schützenberger. This provides a non-inductive construction of the standard bases and a simple formula for the right key of a semi-standard Young tableau.

## 1. INTRODUCTION

A *partition* of a positive integer  $n$  is a sequence of positive integers which sum to  $n$ . The order of the integers is irrelevant, so by convention we write the sequence in weakly decreasing order. A *composition* of  $n$  is an ordered sequence of positive integers which sum to  $n$ , and a *weak composition* of  $n$  is an ordered sequence of non-negative integers which sum to  $n$ . A *symmetric function of degree  $n$*  over a commutative ring  $R$  (with identity) is a formal power series  $f(x) = \sum_{\alpha} c_{\alpha} x^{\alpha}$ , where  $\alpha$  ranges over all weak compositions of  $n$  (of infinite length),  $c_{\alpha} \in R$ ,  $x^{\alpha}$  stands for the monomial  $x_1^{\alpha_1} x_2^{\alpha_2} \dots$ , and  $f(x_{\pi(1)}, x_{\pi(2)}, \dots) = f(x_1, x_2, \dots)$  for every permutation  $\pi$  of the positive integers,  $\mathbb{N}$ . The Schur functions are a powerful basis for symmetric functions with applications in representation theory and algebraic geometry.

Given a partition  $\lambda = (\lambda_1, \lambda_2, \dots)$ , the *Schur function*  $s_{\lambda} = s_{\lambda}(x)$  in variables  $x = (x_1, x_2, \dots)$  is the formal power series  $s_{\lambda} = \sum_T x^T$ , where the sum is over all semi-standard Young tableaux  $T$  of shape  $\lambda$ . A *semi-standard Young tableau* is formed by first placing the parts of  $\lambda$  into rows of squares, so that the  $i^{\text{th}}$  row has  $\lambda_i$  squares, called *cells*. This diagram, called the Young (or Ferrers) diagram, is drawn in the first quadrant, French style, as in [3]. Each of these cells is then assigned a positive integer in such a way that the row entries are weakly increasing and the column entries are strictly increasing. Thus the values assigned to the cells of  $\lambda$  collectively form the multiset  $\{1^{a_1}, 2^{a_2}, \dots, n^{a_n}\}$ , for some  $n$ , where  $a_i$  is the number of times  $i$  appears in  $T$ . Here  $x^T = \prod_{i=1}^n x_i^{a_i}$ . See [12] for a more detailed discussion of symmetric functions and the Schur functions in particular.

---

2000 *Mathematics Subject Classification.* Primary 05E05; Secondary 05E10.

*Key words and phrases.* algebraic combinatorics, symmetric functions, Macdonald polynomials, compositions.

The Macdonald polynomials  $\tilde{H}_\lambda(x; q, t)$  are a class of functions symmetric in  $x = (x_1, x_2, \dots)$  with coefficients in  $\mathbb{Q}(q, t)$  which contain a vast array of information about symmetric function theory. Macdonald [9] introduced them and conjectured that their expansion in terms of Schur polynomials should have positive coefficients. A combinatorial formula for the Macdonald polynomials is proved by Haglund, Haiman, and Loehr in [5]. They also describe a corresponding combinatorial formula for the integral form Macdonald polynomials,  $J_\lambda$ , which are related to the  $\tilde{H}_\lambda$  by a plethystic substitution.

Building on this work, Haglund, Haiman, and Loehr [4] derive a combinatorial formula for nonsymmetric Macdonald polynomials, which gives a new decomposition of  $J_\lambda$  into nonsymmetric components. Letting  $q = t = \infty$  in this decomposition, using the fact that  $J_\lambda(x; q, q) = s_\lambda(x)$ , we get the identity  $s_\lambda(x) = \sum_\gamma NS_\gamma(x)$ . Here  $NS_\gamma(x)$  is what we call the "nonsymmetric Schur polynomial" (which can be described combinatorially through objects called skyline augmented fillings which are constructed using the statistics from [4]) and the sum is over all rearrangements  $\gamma$  of the partition  $\lambda$ . (A *rearrangement* of a partition  $\lambda$  is a composition  $\gamma$  such that when the parts of  $\gamma$  are arranged in weakly decreasing order, the  $i^{\text{th}}$  part equals  $\lambda_i$ , for all  $i$ .) We provide the first bijective proof of this decomposition of the Schur polynomials.

**Theorem 1.1.** *There exists a weight-preserving bijection between semi-standard Young tableaux and skyline augmented fillings so that*

$$\sum_{\gamma} NS_{\gamma}(x_1, \dots, x_n) = s_{\lambda}(x_1, \dots, x_n),$$

where the sum is over all rearrangements  $\gamma$  of  $\lambda$ .

We construct the bijection explicitly to prove Theorem 1.1. We build a skyline augmented filling through an insertion procedure similar to Schensted insertion. This procedure is the fundamental operation in an analogue of the Robinson-Schensted-Knuth algorithm.

**Theorem 1.2.** *There exists a bijection between  $\mathbb{N}$  – matrices with finite support and pairs  $(F, G)$  of skyline augmented fillings of compositions which rearrange the same partition.*

The Schur functions are alternatively defined as the irreducible characters of the linear group on  $\mathbb{C}$ . Demazure's "Formule des caractères" [1], [2] provides an interpolation between a dominant weight corresponding to a partition  $\lambda$  and the Schur function  $s_\lambda$ . For each permutation  $\pi$ , one obtains a "partial" character whose interpretation involves the Schubert variety of index  $\pi$ , best understood through the study of the "standard bases" of these spaces. Considering Young tableaux as words in the free algebra, Lascoux and Schützenberger [8] describe the standard bases  $\mathfrak{U}(\pi, \lambda)$  using symmetrizing operators on the free algebra which lift the operators introduced by Demazure. This description provides an inductive algorithm to determine the basis  $\mathfrak{U}(\pi, \lambda)$  given the basis  $\mathfrak{U}(\tau, \lambda)$ , where  $\pi = \sigma_i \tau$  for some  $i$ . (Here  $\sigma_i$  is the transposition which permutes  $i$  and  $i + 1$ .) The nonsymmetric Schur functions provide a non-inductive combinatorial description of  $\mathfrak{U}(\pi, \lambda)$  for arbitrary  $\pi, \lambda$ .

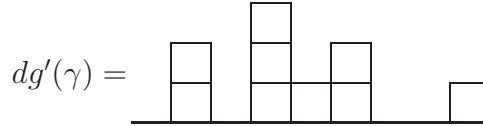
**Theorem 1.3.** *Let  $\pi(\lambda)$  denote the action of  $\pi$  on the parts of  $\lambda$ . Then  $\mathfrak{U}(\pi, \lambda) = NS_{\pi(\lambda)}$ .*

This theorem provides a mapping between the combinatorics of symmetrizing (or string) operators and nonsymmetric Schur functions. It is known that the nonsymmetric Schur functions are the characters of quotients of Demazure modules. Our proof provides the first connection between this representation theoretic interpretation and the combinatorics of fillings. One immediate consequence of Theorem 1.3 is a simple procedure to calculate the right key of a semi-standard Young tableau.

## 2. COMBINATORIAL DESCRIPTION OF THE NONSYMMETRIC SCHUR FUNCTIONS

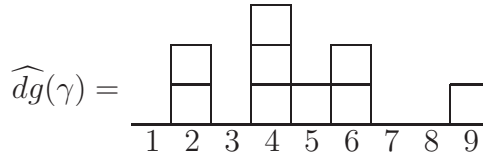
**2.1. Skyline augmented fillings.** Let  $\gamma = (\gamma_1, \gamma_2, \dots, \gamma_n)$  be a weak composition of  $n$  into  $n$  parts. (We consider weak compositions of  $n$  into arbitrarily many parts in section 2.3.) The *column diagram* of  $\gamma$  is a figure  $dg'(\gamma)$  consisting of  $n$  cells arranged in  $n$  columns. The  $i^{th}$  column contains  $\gamma_i$  cells, and the number of cells in a column is called the *height* of that column. We place a horizontal line across the bottom to denote where the columns begin and end. This is an analogue of the Ferrers diagram of a partition  $\lambda$ , which consists of rows of cells such that the  $i^{th}$  row contains  $\lambda_i$  cells. A cell  $a$  in an augmented diagram is denoted  $a = (i, j)$ , where  $i$  is the  $x$ -coordinate and  $j$  is the  $y$ -coordinate.

For example, the figure below is the column diagram of  $\gamma = (0, 2, 0, 3, 1, 2, 0, 0, 1)$ .



The *augmented diagram* of  $\gamma$ , defined by  $\widehat{dg}(\gamma) = dg'(\gamma) \cup \{(i, 0) : 1 \leq i \leq n\}$  is the column diagram with  $n$  extra cells adjoined in row 0. In this paper the adjoined row, called the *basement* always contains the numbers 1 through  $n$  in strictly increasing order. Therefore we replace the basement cells with the numbers 1 through  $n$ .

The augmented diagram for  $\gamma = (0, 2, 0, 3, 1, 2, 0, 0, 1)$  is depicted below.



An *augmented filling*,  $\sigma$ , of an augmented diagram  $\widehat{dg}(\gamma)$  is a function  $\sigma : \widehat{dg}(\gamma) \rightarrow \mathbb{Z}_+$ , which we picture as an assignment of positive integer entries to the non-basement cells of  $\gamma$ . (Recall that the basement cells already contain a positive integer entry.) Let  $\sigma(i)$  denote the entry in the  $i^{th}$  cell of the augmented diagram encountered when  $\widehat{dg}(\gamma)$  is read across rows from left to right, beginning at the highest row and working downwards. This ordering of the cells is called the *reading order*. The word  $read(\sigma)$  obtained by recording the entries in reading order is called the *reading word*. The *content* of a filling  $\sigma$  is the multiset of entries which appear in the filling.

To define the nonsymmetric Schur functions, we need the statistics  $Des(\sigma)$  and  $Inv(\sigma)$ . As in [3], a *descent* of  $\sigma$  is a pair of entries  $\sigma(a) > \sigma(b)$ , where the cell  $a$  is directly above

$b$ . Thus if  $b = (i, j)$ , then  $a = (i, j + 1)$ . Define  $Des(\sigma) = \{a \in dg'(\gamma) : \sigma(a) > \sigma(b) \text{ is a descent}\}$ .

Three cells  $\{a, b, c\} \in \lambda$  are called a *type A triple* if they are situated as follows

$$\begin{array}{|c|} \hline a \\ \hline b \\ \hline \end{array} \dots \begin{array}{|c|} \hline c \\ \hline \end{array}$$

where  $a$  and  $c$  are in the same row, possibly the first row, possibly with cells between them,  $b$  is directly below  $a$ , and the height of the column containing  $a$  and  $b$  is greater than or equal to the height of the column containing  $c$ .

Define for  $x, y \in \mathbb{Z}_+$

$$I(x, y) = \begin{cases} 1 & \text{if } x > y \\ 0 & \text{if } x \leq y \end{cases}.$$

Let  $\sigma$  be an augmented filling and let  $\{\alpha, \beta, \delta\}$  be the entries of  $\sigma$  in the cells of a type A triple  $\{a, b, c\}$ .

$$\begin{array}{|c|} \hline \alpha \\ \hline \beta \\ \hline \end{array} \dots \begin{array}{|c|} \hline \delta \\ \hline \end{array}$$

The triple  $\{a, b, c\}$  is called a *type A inversion triple* if and only if  $I(\alpha, \delta) + I(\delta, \beta) - I(\alpha, \beta) = 1$ .

An augmented filling  $\sigma$  is called a *standard* filling if it is a bijection  $\sigma : \mu \cong \{1, \dots, n\}$ . The *standardization* of an augmented filling is the unique standard filling  $\xi$  such that  $\sigma \circ \xi^{-1}$  is weakly increasing, and for each  $\alpha$  in the image of  $\sigma$ , the restriction of  $\xi$  to  $\sigma^{-1}(\{\alpha\})$  is increasing with respect to the reading order. Therefore the triple  $\{a, b, c\}$  is a type A inversion triple if and only if the ordering, after standardization, from smallest to largest of the entries in cells  $\{a, b, c\}$  induces a counter-clockwise orientation.

Similarly, three cells  $\{a, b, c\} \in \lambda$  are a *type B triple* if they are situated as shown,

$$\begin{array}{|c|} \hline a \\ \hline \end{array} \dots \begin{array}{|c|} \hline b \\ \hline c \\ \hline \end{array}$$

where  $a$  and  $c$  are in the same row (possibly the basement), possibly with cells between them,  $b$  is directly on top of  $c$ , and the column containing  $b$  and  $c$  is strictly taller than the column containing  $a$ .

Let  $\sigma$  be an augmented filling and let  $\{\alpha, \beta, \delta\}$  be the entries of  $\sigma$  in the cells of a type B triple  $\{a, b, c\}$ .

$$\begin{array}{|c|} \hline \alpha \\ \hline \end{array} \dots \begin{array}{|c|} \hline \beta \\ \hline \delta \\ \hline \end{array}$$

The triple  $\{a, b, c\}$  is called a *type B inversion triple* if and only if  $I(\beta, \alpha) + I(\alpha, \delta) - I(\beta, \delta) = 1$ . Therefore the triple  $\{a, b, c\}$  is a type B inversion triple if and only if after standardization the ordering from smallest to largest of the entries in cells  $\{a, b, c\}$  induces a clockwise orientation.

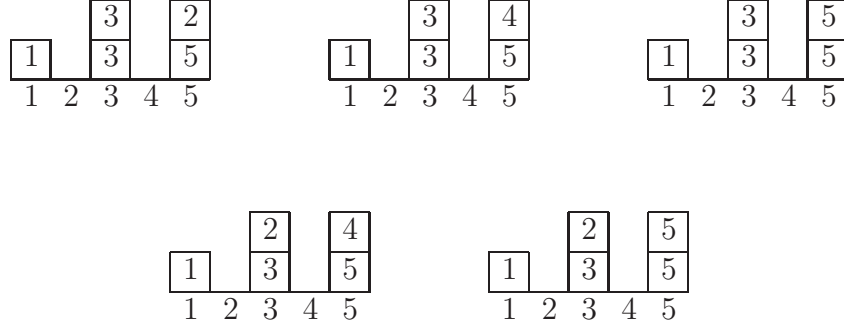


FIGURE 2.1.  $NS_{(1,0,2,0,2)} = x_1x_2x_3^2x_5 + x_1x_3^2x_4x_5 + x_1x_3^2x_5^2 + x_1x_2x_3x_4x_5 + x_1x_2x_3x_5^2$ .

Denote by *skyline augmented filling (SAF)* any augmented filling  $F$  such that  $Des(F) = \emptyset$  and every triple is an inversion triple. These conditions arise by setting  $q = t = \infty$  in the combinatorial formula for the nonsymmetric Macdonald polynomials [4].

**Definition 2.1.** Let  $\gamma$  be a weak composition of  $n$  into  $n$  parts. The nonsymmetric Schur function  $NS_\gamma = NS_\gamma(x)$  in the variables  $x = (x_1, x_2, \dots, x_n)$  is the formal power series

$$NS_\gamma(x) = \sum_F x^F$$

summed over all skyline augmented fillings  $F$  of composition  $\gamma$ . Here,  $x^F = \prod_{i=1}^n x_{F(i)}$  is the *weight* of  $F$ . (See Figure 2.1.)

**2.2. Non-attacking fillings.** The combinatorial formula for nonsymmetric Macdonald polynomials [4] contains an additional “non-attacking” condition, consisting of two sub-conditions. The first states that for each pair of cells  $a$  and  $b$  in the same row,  $F(a) \neq F(b)$ . The second states that for each pair of cells  $a$  and  $b$  with  $a$  strictly to the left of  $b$  in the row directly below  $b$ ,  $F(a) \neq F(b)$ . (In each case, if  $F(a) = F(b)$ , then  $a$  and  $b$  are called *attacking* cells.)

**Lemma 2.2.** *If the cells  $a$  and  $b$  are in the same row of a skyline augmented filling  $F$ , then  $F(a) \neq F(b)$ .*

*Proof.* Argue by contradiction. First, suppose  $a$  and  $b$  are in the same row ( $a$  to the left of  $b$ ) and  $F(a) = F(b)$ , where the column containing  $a$  is weakly taller than the column containing  $b$ . The cell  $a$  is directly on top of some cell  $c$ , so we have  $F(c) \geq F(a)$ . After standardization,  $\{a, b, c\}$  is a type  $A$  non-inversion triple.

$$\begin{array}{|c|} \hline \mathbf{a} \\ \hline c \\ \hline \end{array} \dots \begin{array}{|c|} \hline \mathbf{b} \\ \hline d \\ \hline \end{array}$$

Next suppose  $F(a) = F(b)$  and  $a$  and  $b$  are in the same row so that the column containing  $b$  is strictly taller than the column containing  $a$ . (Again,  $a$  is to the left of  $b$ .) Then the cell  $d$  on top of  $b$  must have  $F(d) \leq F(b)$ .

$$\boxed{a} \cdots \begin{array}{|c|} \hline d \\ \hline b \\ \hline \end{array}$$

Therefore after standardization we have  $F(d) < F(a) < F(b)$ , which implies that  $\{F(d), F(a), F(b)\}$  is a type  $B$  non-inversion triple.  $\square$

**Lemma 2.3.** *For each pair of cells  $a$  and  $b$  in a skyline augmented filling with  $a$  to the left of  $b$  in the row directly below  $b$ , we have  $F(a) \neq F(b)$ .*

*Proof.* Assume there exist two attacking cells  $a$  and  $b$  (with  $a$  to the left of  $b$  in the row directly below  $b$ ) such that  $F(a) = F(b) = \alpha$  to get a contradiction.

$$\begin{array}{|c|} \hline c \\ \hline a \\ \hline \end{array} \cdots \begin{array}{|c|} \hline b \\ \hline d \\ \hline \end{array}$$

If the column containing  $a$  is taller than or equal to the column containing  $b$ , then  $a$  lies directly below a cell  $c$  which must have  $F(c) \leq \alpha$ . When the values in these three cells are standardized,  $\{c, b, a\}$  is a type  $A$  non-inversion triple. If the column containing  $b$  is strictly taller than the column containing  $a$ , then  $b$  is directly on top of a cell  $d$  which must have  $F(d) \geq \alpha$ . Then  $\{b, a, d\}$  is a type  $B$  non-inversion triple.  $\square$

**Corollary 2.4.** *The descent and inversion conditions used to describe the skyline augmented fillings guarantee that no two cells of a skyline augmented filling are attacking.*

The following lemma characterizes the type  $B$  triples in an SAF.

**Lemma 2.5.** *If  $\{a, b, c\}$  is a type  $B$  triple in a skyline augmented filling  $F$  with  $a$  and  $c$  in the same row and  $b$  directly above  $c$ , then  $F(a) < F(c)$ .*

*Proof.* Let  $\{a, b, c\}$  be a type  $B$  triple situated as pictured below.

$$\boxed{a} \cdots \begin{array}{|c|} \hline b \\ \hline c \\ \hline \end{array}$$

To get a contradiction, assume  $F(a) > F(c)$ . (We know  $F(a) \neq F(c)$ , by Lemma 2.2.) In the basement row, the column containing  $a$  contains an entry less than the basement entry of the column containing  $c$ . Therefore at some intermediate row we have

$$\begin{array}{|c|} \hline d \\ \hline e \\ \hline \end{array} \cdots \begin{array}{|c|} \hline f \\ \hline g \\ \hline \end{array}$$

with  $F(d) > F(f)$  and  $F(e) < F(g)$ . The descent condition implies that  $F(d) \leq F(e)$ . Therefore,  $F(f) < F(d) \leq F(e) < F(g)$ . But then  $F(f) < F(e) < F(g)$  so  $\{f, e, g\}$  is not a type  $B$  inversion triple.  $\square$

Given any type  $B$  triple  $\{a, b, c\}$  as depicted in the proof of Lemma 2.5, the descent condition implies that  $F(b) \leq F(c)$ . So  $F(a)$  must be less than  $F(b)$ , for otherwise Lemma 2.5 implies that  $F(b) \leq F(a) < F(c)$ , which would mean  $\{b, a, c\}$  is a type  $B$  non-inversion triple. Thus  $F(a) < F(b) \leq F(c)$ . Therefore Lemma 2.5 completely characterizes the relative values of the cells in a type  $B$  inversion triple.

Lemmas 2.2, 2.3, and 2.5 provide us several conditions on the cells in a skyline augmented filling. These conditions are used in the proofs of Theorems 1.1 and 1.2.

**2.3. Nonsymmetric Schur functions in arbitrarily many variables.** Relax the restriction on the number of parts to obtain nonsymmetric Schur functions in infinitely many variables.

Let  $\gamma$  be a weak composition of  $n$  into  $k$  parts, where  $k$  is any positive integer or infinity. Its augmented diagram consists of  $k$  columns such that the  $i^{\text{th}}$  column contains  $\gamma_i$  cells and the basement entry in the  $i^{\text{th}}$  column is equal to  $i$ . As above, an SAF is a filling of the augmented diagram with positive integers so that there are no descents and every triple is an inversion triple. Then  $NS_\gamma(x) = \sum_F x^F$ , where  $F$  ranges over all skyline augmented fillings of the augmented diagram  $\widehat{dg}(\gamma)$ .

There is a natural nonsymmetric analogue of the monomial symmetric functions. The *nonsymmetric monomial*,  $NM_\gamma$ , corresponding to a weak composition  $\gamma$  of  $n$  into  $k$  parts is given by  $NM_\gamma = \prod_{i=1}^k x_i^{\gamma_i}$ . The sum of the nonsymmetric monomials over all rearrangements  $\gamma$  of a given partition  $\lambda$  is equal to the monomial symmetric function  $m_\lambda$ .

Consider the nonsymmetric monomials corresponding to compositions in which  $k$  equals infinity. Every polynomial can be written as a sum of these nonsymmetric monomials, so the nonsymmetric monomials form a basis for all polynomials.

**Definition 2.6.** Let  $\mu$  and  $\gamma$  be weak compositions of  $n$  into infinitely many parts. The *reverse dominance order* on weak compositions is defined as follows.

$$\mu \leq \gamma \iff \sum_{i=k}^{\infty} \mu_i \leq \sum_{i=k}^{\infty} \gamma_i, \quad \forall k \geq 1.$$

Let  $NK_{\gamma,\mu}$  denote the number of skyline augmented fillings of shape  $\gamma$  and content  $\mu$ . (We prove in Section ?? that the ordinary Kostka numbers are obtained as a sum of nonsymmetric Kostka numbers. Theorem 1.1 implies that  $K_{\lambda,\mu} = \sum NK_{\gamma,\mu}$ , where the sum is over all rearrangements  $\gamma$  of  $\lambda$ .)

**Theorem 2.7.** Suppose that  $\gamma$  and  $\mu$  are both weak compositions of  $n$  and  $NK_{\gamma,\mu} \neq 0$ . Then  $\mu \leq \gamma$  in the dominance order. Moreover,  $NK_{\gamma,\gamma} = 1$ .

*Proof.* Assume that  $NK_{\gamma,\mu} \neq 0$ . By definition, this means that there exists a skyline augmented filling of shape  $\gamma$  and content  $\mu$ . Suppose that an entry  $k$  appears in one of the first  $k-1$  columns. Then this column contains a descent, since the basement entry of this column is less than  $k$ . Therefore all entries greater than or equal to  $k$  must appear after the

$(k-1)^{th}$  column. So  $\sum_{i=k}^{\infty} \mu_i \leq \sum_{i=k}^{\infty} \gamma_i$  for each  $k$ , as desired. Moreover, if  $\mu = \gamma$ , then the  $i^{th}$  column must contain only the entries  $i$ .

To see that this augmented filling is a skyline augmented filling, consider first a type  $A$  triple as shown.

$$\begin{array}{|c|} \hline \alpha \\ \hline \alpha \\ \hline \end{array} \dots \begin{array}{|c|} \hline \delta \\ \hline \end{array}$$

Here  $\delta > \alpha$ , so listing the entries from smallest to largest after standardization yields a counter-clockwise orientation. Therefore the triple is a type  $A$  inversion triple.

Next consider a type  $B$  triple as shown below.

$$\begin{array}{|c|} \hline \alpha \\ \hline \end{array} \dots \begin{array}{|c|} \hline \beta \\ \hline \beta \\ \hline \end{array}$$

Since  $\alpha < \beta$ , listing the entries from smallest to largest after standardization yields a clockwise orientation, so the triple is a type  $B$  inversion triple. Therefore the filling is a skyline augmented filling. It is the only SAF of shape  $\gamma$  and content  $\gamma$ , so  $NK_{\gamma,\gamma} = 1$ .  $\square$

**Corollary 2.8.** *The nonsymmetric Schur functions are a basis for all polynomials.*

*Proof.* Theorem 2.7 is equivalent to the assertion that the transition matrix from the nonsymmetric Schur functions to the nonsymmetric monomials (with respect to the reverse dominance order) is upper triangular with 1's on the main diagonal. Since this matrix is invertible, the nonsymmetric Schur functions are a basis for all polynomials.  $\square$

### 3. PROOF OF THEOREM 1.1

We will in fact prove a slightly more general statement

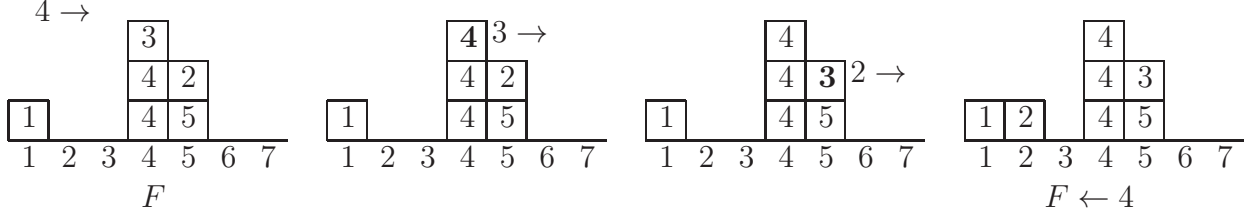
$$(3.1) \quad \sum_{\gamma^+ = \lambda} NS_{\gamma}(x_1, x_2, \dots) = s_{\lambda}(x_1, x_2, \dots),$$

where the sum is over all infinite weak compositions  $\gamma$  which rearrange  $\lambda$ , denoted  $\gamma^+ = \lambda$ .

One derives Theorem 1.1 from Equation 3.1 by setting the variables  $x_i$  equal to 0 for  $i > n$ . If  $S$  is any subset of the positive integers, let  $x_i = 0$  for  $i$  in the complement of  $S$  to see that the statement is true when restricted to arbitrary variables.

**3.1. An analogue of Schensted insertion.** Schensted insertion is a procedure for inserting a positive integer  $k$  into a semi-standard Young tableau  $T$  using a scanning and “bumping” technique. It is the fundamental operation of the Robinson-Schensted-Knuth (RSK) algorithm. We define a procedure for inserting a positive integer  $k$  into a skyline augmented filling  $F$  using a similar scanning and bumping technique. In Section 4 we use this procedure to describe an analogue of the RSK algorithm.

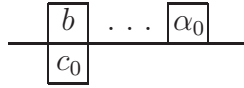
Let  $F$  be a skyline augmented filling of a weak composition  $\gamma$  of  $n$  into infinitely many parts. Then  $F = (F(j))$ , where  $F(j)$  is the  $j^{th}$  cell in reading order, including the cells in the basement. We define the operation  $F \leftarrow k$ .


 FIGURE 3.1. The insertion  $F \leftarrow 4$ 

Begin with the first cell in  $\text{read}(F)$ . Scan left to right through the reading word, stopping at the first cell  $c$  such that  $F(c) \geq k$ . If there is no cell directly on top of  $c$ , then place  $k$  on top of  $c$  and the resulting figure is  $F \leftarrow k$ . Otherwise let  $a$  be the cell directly on top of  $c$  and  $\alpha$  be the entry  $F(a)$ . If  $\alpha < k$  then  $k$  “bumps”  $\alpha$ . In other words,  $k$  replaces  $\alpha$  and we now begin with the cell immediately to the right of  $c$  in  $\text{read}(F)$  and repeat the scanning procedure for  $\alpha$ . If  $\alpha \geq k$  then continue scanning  $\text{read}(F)$  for the next cell which contains an entry greater than or equal to  $k$ . Continue this scanning and bumping process until an entry is placed on top of a column. When this occurs, the resulting diagram is  $F \leftarrow k$ . (See Figure 3.1.) The set of cells whose entries have been bumped is called the *insertion path*  $P_k$ . This procedure always terminates, since there are infinitely many basement entries greater than  $k$ . Let  $t_k$  denote the cell at which the procedure terminates.

**Lemma 3.1.** *When restricted to compositions of  $n$  into  $n$  parts, this procedure terminates.*

*Proof.* Suppose the procedure does not terminate to get a contradiction. This occurs only if some letter  $\alpha_0 = \alpha$  reaches the last cell in the basement without finding a cell  $c$  such that  $F(c) \geq \alpha$  and such that the cell  $b$  on top of  $c$  is empty or has  $F(b) < \alpha$ . The value  $\alpha$  is an entry in the basement, say  $F(c_0)$ . The letter  $\alpha_0$  which is unplaced could not have been bumped from a cell to the right of  $c_0$  in the row above  $c_0$ , for otherwise the cell containing  $\alpha_0$  attacks the cell  $c_0$  in  $F$ , as shown.



Since  $\alpha_0$  was not inserted on top of  $c_0$ , the entry  $b$  on top of  $c_0$  must have  $F(b) \geq \alpha$ . The skyline augmented filling  $F$  has no descents, so  $F(b) = \alpha$ . Therefore  $\alpha_0$  must have been bumped from a row above the first row, since two occurrences of  $\alpha$  in the same row would be attacking in  $F$ . Continuing this line of reasoning implies that the  $\alpha^{\text{th}}$  column contains the entry  $\alpha$  at each row until a certain height  $h$  at which this column contains a cell  $d$  such that  $F(d) = \beta$  is strictly smaller than  $\alpha$ . If  $\alpha_0$  was bumped from row  $h$ ,  $\alpha$  must have been bumped from a cell to the right of the  $\alpha^{\text{th}}$  column for otherwise  $\alpha$  would bump  $\beta$ . Then  $\alpha_0$  and the  $\alpha$  in row  $h - 1$  of the  $\alpha^{\text{th}}$  column are entries in attacking cells of  $F$ . By Corollary 2.4, there are no attacking cells in  $F$ . Therefore we have a contradiction.  $\square$

**Definition 3.2.** The cell  $a$  is said to be *row-wise above* the cell  $b$  if and only if  $a$  is weakly before the cell immediately above  $b$  in reading order. The insertion path  $P_\alpha$  *row-wise above*

the insertion path  $P_\beta$  if and only if for each  $j$ , the cell into which the  $j^{\text{th}}$  element of  $P_\alpha$  is placed row-wise above the cell into which the  $j^{\text{th}}$  element of  $P_\beta$  was placed.

**Lemma 3.3.** *When two entries with the same value  $k$  are inserted into a skyline augmented filling, the second to be inserted appears row-wise above the first.*

*Proof.* Let  $k_1$  and  $k_2$  have the same value,  $k$ , and assume that  $k_1$  is inserted into the SSSF  $F$  before  $k_2$ . Then if  $k_2$  reaches the cell on top of  $k_1$  during an insertion process,  $k_2$  is placed on top of  $k_1$ , unless the entry  $k'$  on top of  $k_1$  has the value  $k$  as well. In that case,  $k_2$  must have been bumped from a higher row (by Lemma 2.2) to the left of  $k'$  (by Lemma 2.3). The column  $C$  containing  $k_1$  eventually contains a value less than  $k$  or an empty cell. Lemma 2.2 implies that  $k_2$  must have been bumped from a row higher than the highest appearance of  $k$  in column  $C$ . Lemma 2.3 implies that if  $k_2$  was bumped from the row directly above this highest appearance of  $k$ , then  $k_2$  must have been bumped from a column strictly to the left of  $C$ . Therefore  $k_2$  would have been placed on top of this occurrence of  $k$ . In either case  $k_2$  appears row-wise above  $k_1$ .  $\square$

We often compare entries in the same cell during the insertion of different numbers. Therefore, we denote by  $F_k(a)$  the entry contained in the cell  $a$  of the augmented filling  $F \leftarrow k$ . The notation  $F(a)$  refers to the entry contained in the cell  $a$  in the filling  $F$ .

**Proposition 3.1.** *If  $F$  is a skyline augmented filling, then  $F \leftarrow k$  is a skyline augmented filling.*

*Proof.* It is clear by construction that  $F \leftarrow k$  has no descents. We must prove that every triple is an inversion triple. Suppose not to get a contradiction. Then  $F \leftarrow k$  contains a triple of either type  $A$  or type  $B$ . First suppose  $F \leftarrow k$  contains a type  $A$  non-inversion triple  $\{a, b, c\}$  situated as shown.

$$\begin{array}{|c|} \hline a \\ \hline c \\ \hline \end{array} \quad \begin{array}{|c|} \hline b \\ \hline \end{array}$$

Then  $F_k(a) \leq F_k(b) \leq F_k(c)$ . In  $F$ , we must have different (possibly empty) entries in these cells. Because the insertion path moves along the reading word and its entries are strictly decreasing, at most one of  $F_k(a)$ ,  $F_k(b)$ , and  $F_k(c)$  is different from its value in  $F$ . Examine each cell individually to derive a contradiction.

**Case A1.** *The cell  $a$  in  $F \leftarrow k$  contains a different value,  $\alpha \neq F_k(a)$ , in  $F$ .*

Assume the cell  $a$  was non-empty in  $F$ . Then  $\{\alpha, F(b), F(c)\}$  was an inversion triple in  $F$ , so  $F(b) < \alpha \leq F(c)$ . Since  $F_k(a)$  bumped  $\alpha$ , we know  $F_k(a) > \alpha$  and  $F_k(a) > \alpha > F(b) = F_k(b)$ , which contradicts  $F_k(a) \leq F_k(b)$ .

If the cell  $a$  was empty in  $F$ , then  $b$  and  $c$  were part of a type  $B$  triple. Say  $b$  is directly on top of a cell  $d$ . Since  $\{F(b), F(c), F(d)\}$  is a type  $B$  inversion triple in  $F$ , we have  $F(c) < F(b) \leq F(d)$  by Lemma 2.5. Then  $F_k(c) < F_k(b)$ , which contradicts the assumption that  $F_k(b) \leq F_k(c)$ .

**Case A2.** *The cell  $b$  in  $F \leftarrow k$  contained a different value,  $\beta \neq F(b)$ , in  $F$ .*

Suppose that  $F_k(b)$  was bumped from a cell before  $a$  in reading order. Since  $F_k(b) \leq F_k(c)$  but  $F_k(b)$  did not bump  $F(a)$ , we have  $F_k(b) \leq F(a) = F_k(a)$ . But  $F_k(a) \leq F_k(b)$  by assumption. Therefore  $F(a) = F_k(b)$ . Since  $F$  is a non-attacking filling,  $F_k(b)$  was bumped from a cell row-wise above  $a$ . Lemma 3.3 implies that  $F_k(b)$  appears row-wise above  $a$ , which contradicts the fact that  $b$  is not row-wise above  $a$ . Therefore  $F_k(b)$  must have been bumped from a cell after  $a$  in reading order.

$F$  is a non-attacking filling, so  $F_k(b) > F(a)$ . Then  $F_k(b) \leq F(c)$  implies that the column containing  $F_k(b)$  in  $F$  must be strictly taller than the column containing  $a$ , for otherwise  $a$ ,  $c$  and the cell containing  $F_k(b)$  would be a type  $A$  non-inversion triple. But  $F_k(b) \leq F(c)$  contradicts Lemma 2.5, so this case cannot occur.

**Case A3.** *The cell  $c$  in  $F \leftarrow k$  contained a different value,  $\gamma \neq F(c)$ , in  $F$ .*

Since  $\{F(a), \gamma, F(b)\}$  is a type  $A$  inversion triple in  $F$  and  $F(a) = F_k(a) \leq F_k(b) = F(b)$ , we have  $F(a) \leq \gamma < F(b)$ . There are no descents in  $F$ , so  $b$  is directly on top of a cell  $d$  such that  $F(b) \leq F(d)$ . So  $\gamma < F(d)$ . Since  $F_k(c)$  bumps  $\gamma$ , the cell  $e$  directly below  $\gamma$  must have  $F(e) \geq F_k(c)$ , as depicted below.

$$\begin{array}{|c|} \hline a \\ \hline \gamma \\ \hline e \\ \hline \end{array} \cdots \begin{array}{|c|} \hline b \\ \hline d \\ \hline \end{array}$$

Since  $\{\gamma, F(d), F(e)\}$  is a type  $A$  inversion triple in  $F$ , we have  $F(e) < F(d)$ . Therefore,  $F(d) > F_k(c)$ . So  $F_k(c)$  was bumped from a cell after  $b$  in the reading order, for otherwise  $F_k(c)$  would have bumped  $F(b)$ , provided  $F_k(c) \neq F(b)$ . If  $F_k(c) = F(b)$ , then Lemma 3.3 implies that  $F_k(c)$  appears row-wise above  $b$ .

Suppose that  $F_k(c)$  was bumped from a cell  $r$  in the same row as  $b$ . If the column containing  $b$  is weakly taller in  $F$  than the column containing  $r$  then  $\{b, r, d\}$  is a type  $A$  non-inversion triple in  $F$ . Otherwise,  $r$  is directly on top of a cell  $f$  such that  $F(f) \geq F(r)$  as shown,

$$\begin{array}{|c|} \hline a \\ \hline \gamma \\ \hline \end{array} \cdots \begin{array}{|c|} \hline b \\ \hline d \\ \hline \end{array} \cdots \begin{array}{|c|} \hline r \\ \hline f \\ \hline \end{array}$$

where the column containing  $r$  and  $f$  is strictly taller than that containing  $b$  and  $d$ .

By Lemma 2.5, we have  $F(d) < F(f)$ . Then  $\{r, d, f\}$  is a type  $B$  non-inversion triple in  $F$ , since  $F_k(c) < F(d)$ . Therefore  $F_k(c)$  was bumped from the row containing  $\gamma$ .

We now know that  $F_k(c)$  was bumped from a cell  $e$  in the row below  $b$ , to the left of  $\gamma$ . If the column containing  $\gamma$  were strictly taller than the column containing  $F_k(c)$ , then  $F_k(c) > \gamma$  would contradict Lemma 2.5. Therefore the column containing  $e$  is weakly taller in  $F$  than the column containing  $\gamma$ .

Let  $\kappa = F(h)$  be the entry which bumped  $F(e) = F_k(c)$ . Before  $\kappa$  bumped  $F_k(c) = \delta$ , the figure looked like

$$\begin{array}{|c|} \hline g \\ \hline \delta \\ \hline f \\ \hline \end{array} \cdots \begin{array}{|c|} \hline a \\ \hline \gamma \\ \hline \end{array} \cdots \begin{array}{|c|} \hline b \\ \hline d \\ \hline \end{array}$$

where the column containing  $\delta$  is the tallest and the column containing  $b$  is the shortest.

Since  $F(h) > \delta \geq F(g)$ , we have  $F(h) > F(g)$ . Also  $F(h) \leq F(f)$ , since  $F(h)$  is placed directly on top of the cell  $f$ . We know that  $\{\delta, F(d), F(f)\}$  is a type  $A$  inversion triple in  $F$ , so  $F(f) < F(d)$ . Therefore  $F(h) < F(d)$ . Also,  $F_k(c) \geq F(b)$  implies that  $F(h) > F(b)$ . So  $F(h)$  must have been bumped from a cell after  $b$  in reading order, for otherwise  $F(h)$  would bump  $F(b)$ .

The inequalities satisfied by  $F(h)$  above place  $F(h)$  in exactly the same situation as  $F_k(c)$ . Since  $F(b) < F(h) < F(d)$ , the same argument which proved that  $F_k(c)$  must have been bumped from the same row as  $\gamma$  proves that  $F(h)$  must have been bumped from the same row as  $\gamma$  as well. Continuing in this manner, one derives an infinite number of columns to the left of the column containing  $\gamma$ . But there are only finitely many columns in the diagram, so this is a contradiction.

Next assume that  $F \leftarrow k$  contains a type  $B$  non-inversion triple,  $\{a, b, c\}$ , situated as depicted.

$$\begin{array}{|c|} \hline a \\ \hline \end{array} \cdots \begin{array}{|c|} \hline b \\ \hline c \\ \hline \end{array}$$

We must have  $F_k(b) \leq F_k(a) \leq F_k(c)$ . Again, only one of the entries is different from its value in  $F$ . Examine each cell individually to derive a contradiction.

**Case B1.** *The cell  $a$  in  $F \leftarrow k$  contains a different value,  $\alpha \neq F_k(a)$ , in  $F$ .*

In this case,  $\alpha$  was bumped by  $F_k(a)$ , so  $F_k(a) > \alpha$ . If  $F_k(a)$  were bumped from somewhere before the cell  $b$  in reading order,  $F_k(a)$  would have bumped  $F(b)$  unless  $F_k(a) = F(b)$ . If  $F_k(a) = F(b)$ , it would remain row-wise above  $b$ . Therefore  $F_k(a)$  is bumped from somewhere after  $b$  in reading order.

Assume that  $F_k(a)$  is bumped from the same row as  $F(b)$ . If the column containing  $F_k(a) = \kappa$  is strictly taller than the column containing  $b$ , then  $\kappa$  is directly on top of a cell  $d$  such that  $F(c) < F(d)$  by Lemma 2.5.

$$\begin{array}{|c|} \hline \alpha \\ \hline \end{array} \cdots \begin{array}{|c|} \hline b \\ \hline c \\ \hline \end{array} \cdots \begin{array}{|c|} \hline \kappa \\ \hline d \\ \hline \end{array}$$

Then  $F_k(a) = \kappa \leq F(c) < F(d)$  implies  $\{\kappa, F(c), F(d)\}$  is a type  $B$  non-inversion triple in  $F$ . However, if the column containing  $F(b)$  is weakly taller than the column containing  $F_k(a)$ , then  $F(b) \leq F_k(a) \leq F(c)$  implies  $\{F(b), F_k(a), F(c)\}$  is a type  $A$  non-inversion triple.

Thus  $F_k(a)$  must have been bumped from the same row as  $\alpha$ , to the left of  $\alpha$ . The column containing  $F_k(a) = \kappa$  must be weakly taller than the column containing  $b$  and  $c$ , for otherwise  $\{\kappa, F(b), F(c)\}$  would be a type  $B$  non-inversion triple. Let  $g$  be the cell such that  $F(g) \in F$

bumped  $\kappa$  during  $F \leftarrow k$ . Since  $F(g) > \kappa$ , we must have  $F(g) > F(b)$ . Also,  $F(g)$  is less than or equal to the cell  $h$  beneath  $\kappa$ , which has  $F(h) < F(c)$  because  $\{\kappa, F(c), F(h)\}$  is a type  $A$  inversion triple. So  $F(g) < F(c)$ . If  $F(g)$  were bumped from a cell before  $b$  in reading order, then  $F(g)$  would bump  $F(b)$ . Therefore,  $F(g)$  was bumped from after  $b$  in reading order.

If  $F(g)$  is bumped from the same row as  $b$ , either  $\{F(b), F(g), F(c)\}$  is a type  $A$  non-inversion triple or  $F(g)$ ,  $F(c)$ , and the cell below  $F(g)$  form a type  $B$  non-inversion triple, depending on which column is taller. Therefore  $F(g)$  was bumped from a cell in the same row as  $F_k(a)$  to the left of  $F_k(a)$ .

Any entry  $\delta$  which bumps  $F(g)$  must be greater than  $F(b)$  since  $\delta > F(g) > F(b)$ . Also, the entry  $\epsilon$  directly beneath  $F(g)$  must be less than  $F(c)$  to avoid non-inversion triples. Since  $\delta$  is placed on top of this cell  $\epsilon$ ,  $\delta \leq \epsilon \Rightarrow \delta < F(c)$ . So we use the same argument to prove that  $\delta$  is bumped from the same row as  $\alpha$ , to the left of  $F(g)$ . Continuing this line of reasoning implies that there is an infinite sequence of non-zero columns to the right of  $\alpha$ . But there are only finitely many non-zero parts in a composition. Therefore we have a contradiction and Case B1 cannot occur.

**Case B2.** *The cell  $b$  in  $F \leftarrow k$  contains a different value,  $\beta \neq F_k(b)$ , in  $F$ .*

Suppose the cell  $b$  is empty in  $F$ . Then  $a$  and  $c$  are both at the top of their respective columns in  $F$ . Since  $F_k(b) \leq F(a)$ , the entry  $F_k(b)$  would have been placed on top of  $F(a)$  if it had been bumped from somewhere farther left in the reading word. Therefore  $F_k(b) = \kappa$  was bumped from somewhere to the right of  $a$  in the row immediately above  $a$ . Then  $\kappa$  is directly on top of a cell  $f$  such that  $\kappa \leq F(f)$ , as shown.

$$\begin{array}{c} \boxed{\kappa} \\ \boxed{a} \cdots \boxed{f} \cdots \boxed{c} \end{array}$$

By Lemma 2.5,  $F(a) < F(f)$ , so  $\{\kappa, F(a), F(f)\}$  is a type  $B$  non-inversion triple in  $F$ . Therefore the cell on top of  $c$  must contain a non-empty entry  $\beta = F(b)$  in  $F$ . Since  $F_k(b)$  bumps  $\beta$ , we have  $\beta < F_k(b) = \kappa$ . Then  $\beta < F(a) \leq F(c)$ , so  $\{\beta, F(a), F(c)\}$  is a type  $B$  non-inversion triple in  $F$ . Therefore this case cannot occur.

**Case B3.** *The cell  $c$  in  $F \leftarrow k$  contained a different value,  $\gamma \neq F(c)$ , in  $F$ .*

The triple  $\{F(a), F(b), \gamma\}$  is a type  $B$  inversion triple in  $F$ . Therefore,  $F(a) < F(b) \leq \gamma$ , by Lemma 2.5. This contradicts the assumption that  $F(b) \leq F(a)$ .  $\square$

**3.2. The bijection  $\Psi$  between SSYT and SAF.** Let  $T$  be a semi-standard young tableau. We may associate to  $T$  the word  $col(T)$  which consists of the entries of each column of  $T$ , read top to bottom from columns left to right, as in Figure 3.2. In general, any word  $w$  can be decomposed into its maximal strictly decreasing subwords. This decomposition is called  $col(w)$ . For example, if  $w = 3\ 5\ 4\ 2\ 2\ 1$ , then  $col(w) = 3 \cdot 5\ 4\ 2 \cdot 2\ 1$ .

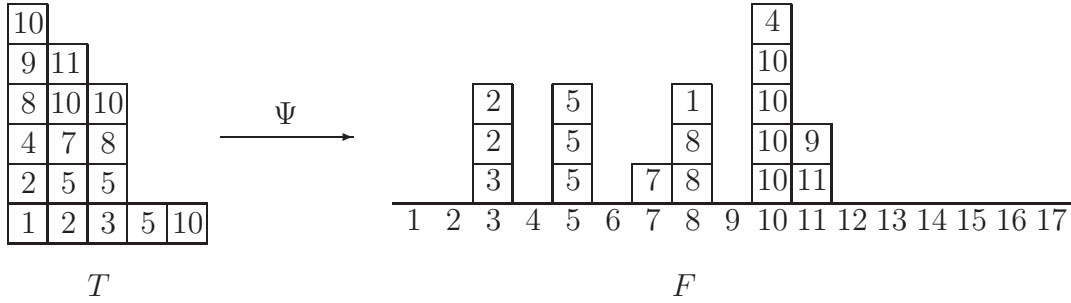
Begin with an arbitrary SSYT  $T$  and the empty SAF  $\phi$  with the basement row containing all letters of  $\mathbb{Z}_+$ . Let  $k$  be the rightmost letter in  $col(T)$ . Insert  $k$  into  $\phi$  to get the SAF  $(\phi \leftarrow k)$ . Then let  $k'$  be the next letter in  $col(T)$  reading right to left. Obtain the SAF

10				
9	11			
8	10	10		
4	7	8		
2	5	5		
1	2	3	5	10

FIGURE 3.2.  $col(T) = 10\ 9\ 8\ 4\ 2\ 1 \cdot 11\ 10\ 7\ 5\ 2 \cdot 10\ 8\ 5\ 3 \cdot 5 \cdot 10$ 

$((\phi \leftarrow k) \leftarrow k')$ . Continue in this manner until all the letters of  $col(T)$  have been inserted. The resulting diagram is the SAF  $\Psi(T)$ .

**Example 3.4.**  $\Psi(T) = F$



Recall that the *insertion path*  $P_\alpha$  for a given letter  $\alpha$  is the set of cells whose entries are bumped during the insertion ( $F \leftarrow \alpha$ ) together with the cell  $t_\alpha$  at which the procedure terminates. (The cell  $t_\alpha$  was empty in  $F$  but contains the last entry of  $P_\alpha$  in  $(F \leftarrow \alpha)$ .)

**Lemma 3.5.** *Let  $\alpha > \beta$  and assume that  $\beta$  is inserted into an SAF  $F$  immediately before  $\alpha$ . Then the insertion path  $P_\alpha$  for  $\alpha$  terminates farther to the right in the reading word than the insertion path  $P_\beta$  for  $\beta$ .*

*Proof.* Suppose that  $P_\alpha$  terminates before  $P_\beta$  in the reading order. Let  $\alpha_1, \dots, \alpha_j$  be the entries in  $P_\alpha$  and let  $\beta_1, \dots, \beta_m$  be the entries in  $P_\beta$ . First suppose that  $\alpha = \alpha_1$  is placed strictly before the cell  $\beta = \beta_1$ . We know that the value  $F_\beta(c) = \epsilon$  bumped by  $\alpha_1$  is less than  $\alpha_1$  and is on top of a cell  $d$  such that  $F_\beta(d) \geq \alpha_1$ . (Recall that  $F_\beta(d)$  refers to the entry in the cell  $d$  of  $F \leftarrow \beta$ .) Since  $\beta_1 < \alpha_1$ , we have  $\beta_1 < F_\beta(d)$ . Therefore all the entries in  $P_\beta$  are less than  $F_\beta(d)$ , hence  $F_\beta(d) \notin P_\beta$ . So during the insertion of  $\beta$ , the cell  $d$  contains the same entry,  $F_\beta(d)$ . Since  $\beta_1 < F_\beta(d)$ , the cell into which  $\beta_1$  is inserted must be weakly row-wise above  $F_\beta(d)$ . Therefore  $\alpha_1$  could not be placed strictly before the cell containing  $\beta_1$ .

Since  $\alpha_j$  is the last entry in  $P_\alpha$ , then  $\alpha_j$  is the termination point of  $P_\alpha$ . The value  $\alpha_j$  terminates on top of some cell  $c$ , so  $F_\beta(c) \geq \alpha_j$ .

Since  $P_\beta$  does not terminate at this column during  $F \leftarrow \beta$ , there exists a  $\beta_k$  which passed over the cell  $c$  without being placed. Therefore  $\beta_k > F(c)$ . In fact,  $\beta_k \geq F_\beta(c)$ , for even

if the entry  $F(c)$  in  $c$  was bumped during  $F \leftarrow \beta$ , the entry which bumped it must be less than or equal to  $\beta_k$ . This implies that  $\alpha_j \leq F_\beta(c) \leq \beta_k < \beta_{k-1} < \dots < \beta_1$ . So  $\alpha_j$  is smaller than all the elements of  $P_\beta$  which appear above it after the insertion  $F \leftarrow \alpha$ . In particular  $\alpha_j \leq \beta_1$ , so  $\alpha_j \neq \alpha_1$ . Therefore  $\alpha_j$  appears somewhere in  $F$  during  $F \leftarrow \beta$ .

The value  $\alpha_j$  cannot be in  $P_\beta$ , since  $\alpha_j \leq \beta_k$  and  $\beta_k$  appears after  $\alpha_j$ . Therefore, during the insertion  $F \leftarrow \beta$ , some value  $\beta_i \geq \beta_k$  passes  $\alpha_j$  without bumping  $\alpha_j$ . By Lemma 3.3, if  $\beta_i$  passes  $\alpha_j$  without bumping  $\alpha_j$  then  $\beta_i$  is not equal to  $\alpha_j$ . Therefore  $\beta_i > \alpha_j$ .

Let  $d$  be the cell directly beneath  $\alpha_j$  during  $F \leftarrow \beta$ . Then  $\beta_i > F(d)$ , for otherwise  $\beta_i$  would bump  $\alpha_j$  since  $\beta_i > \alpha_j$ . But  $\alpha_{j-1}$  bumps  $\alpha_j$  during  $F \leftarrow \alpha$ . If  $F(d)$  is bumped by some  $\beta_l$  such that  $l \geq i$  during  $F \leftarrow \beta$ , this means that  $\alpha_{j-1} \leq \beta_l \leq \beta_i$ . Otherwise  $\alpha_{j-1} \leq F_\beta(d) < \beta_i$ . Either way,  $\alpha_{j-1} \leq \beta_i$ . Therefore  $\alpha_{j-1}$  is less than all of the values of  $P_\beta$  which appear above it after the insertion  $F \leftarrow \alpha$ . Repeating this argument a total of  $j$  times implies that  $\alpha_1$  is less than all the values of  $P_\beta$  which appear above  $\alpha_1$ . Recall that  $\beta_1$  is above  $\alpha_1$ . But  $\alpha_1 = \alpha > \beta = \beta_1$ . Therefore we have a contradiction.  $\square$

Lemma 3.5 implies that if  $C_j$  is a column of an SSYT consisting of the letters  $a_1 > a_2 > \dots > a_k$  then  $t_{a_i}$  is after  $t_{a_{i+1}}$  in reading order for  $1 \leq i < k$ . If we think of ordering the columns by height (where the leftmost column comes first when two columns are the same height) then the termination points descend down these columns.

**Lemma 3.6.** *Let  $\alpha > \beta$  and assume that  $\beta$  is inserted into an SAF  $F$  immediately before  $\alpha$ . Then whenever an entry  $\alpha_k$  insertion path  $P_\alpha$  reaches a cell  $\beta_j \in P_\beta$ , we have  $\alpha_k > \beta_j$ .*

*Proof.* Argue by induction. First consider  $\beta_1 \in P_\beta$ . Since  $\alpha_1 > \beta_1$ ,  $\alpha_1$  reaches  $\beta_1$  without bumping any cells. But  $\alpha_1 > \beta_1$  implies that the base case is true.

Next, assume that the lemma is true for the first  $k-1$  entries in  $P_\beta$ . Let  $\alpha_j$  be the cell which reaches  $\beta_{k-1}$ . (We know that a cell of  $P_\alpha$  reaches  $\beta_{k-1}$  since  $t_\alpha$  occurs after  $t_\beta$  in reading order.) Assume first that  $\alpha_j$  bumps  $\beta_{k-1}$ . Then  $\beta_{k-1} > \beta_k$  implies that unless  $\alpha_{j+1} = \beta_{k-1}$  bumps an entry between  $\beta_{k-1}$  and  $\beta_k$ , the entry of  $P_\alpha$  to reach  $\beta_k$  is greater than  $\beta_k$ . Similarly, if  $\alpha_j$  does not bump  $\beta_{k-1}$ , then  $\alpha_j$  is greater than the cell beneath  $\beta_{k-1}$ . This cell is greater than or equal to  $\beta_k$ , since  $\beta_k$  was previously above this cell. Again, if  $\alpha_j$  does not bump an entry before reaching  $\beta_k$ , then the entry of  $P_\alpha$  to reach  $\beta_k$  is greater than  $\beta_k$  and the proof is complete.

Suppose  $\alpha_j$  bumps an entry  $\gamma$  between  $\beta_{k-1}$  and  $\beta_k$ . This entry was not bumped by  $\beta_k$ . But since  $\alpha_j$  must be less than or equal to the entry  $\delta$  immediately below  $\gamma$  and  $\beta_k \leq \alpha_j$ , we must have  $\beta_k \leq \delta$ . Since  $\beta_j$  did not bump  $\gamma$ , we must have  $\beta_j \leq \gamma$ . In fact, since  $\beta_j$  passes  $\gamma$ ,  $\beta_j$  must be less than  $\gamma$  by Lemma 3.3. So the entry bumped remains greater than  $\beta_k$ . Therefore whenever an entry of  $P_\alpha$  reaches an entry of  $P_\beta$ , the entry of  $P_\alpha$  is greater than the entry of  $P_\beta$ .  $\square$

**Lemma 3.7.** *Let  $\alpha \leq \beta$  and assume that  $\beta$  is inserted immediately before  $\alpha$ . Then  $t_\alpha$  is row-wise above  $t_\beta$ .*

*Proof.* Let  $\alpha_1, \dots, \alpha_j$  be the entries in  $P_\alpha$  and let  $\beta_1, \dots, \beta_m$  be the entries in  $P_\beta$ . Notice that the first element ( $\alpha_i$ ) of  $P_\alpha$  to reach the cell above  $\beta_1$  must be less than or equal to  $\alpha_1 = \alpha$ ,

and hence less than or equal to  $\beta = \beta_1$ . The element  $\gamma_1$  on top of  $\beta_1$  must have  $\gamma_1 \leq \beta_2$ , since it was on top of  $\beta_2$  before  $\beta_2$  was bumped by  $\beta_1$ . If  $\alpha_i > \gamma_1$ , then  $\alpha_i$  bumps  $\gamma_1 = \alpha_{i+1}$  and  $\alpha_{i+1}$  is inserted from a cell row-wise above  $\beta_2$ . Otherwise,  $\alpha_i \leq \gamma_1$  which means that  $\alpha_i \leq \beta_2$ . In either case, we are now inserting an element from a cell row-wise above  $\beta_2$  which is less than or equal to  $\beta_2$ .

By induction we may assume that the entry  $\alpha_l$  of  $P_\alpha$  which reaches the cell on top of  $\beta_k$  for some  $k$  has  $\alpha_l \leq \beta_k$ . So  $\alpha_l$  either bumps the entry  $\gamma$  on top of  $\beta_k$  or  $\alpha_l \leq \gamma \leq \beta_{k+1}$ . (Since  $\gamma$  is on top of  $\beta_{k+1}$  during the previous insertion,  $\gamma \leq \beta_{k+1}$ .) Either way, the cell of  $P_\alpha$  which reaches the cell on top of  $\beta_{k+1}$  must be less than or equal to  $\beta_{k+1}$ . So for any  $k$ , the entry in  $P_\alpha$  which reaches the entry  $\beta_k$  in  $P_\beta$  must be less than or equal to  $\beta_k$ .

Therefore if an element  $\alpha_r$  of  $P_\alpha$  reaches the cell on top of the last entry  $\beta_m$  of  $P_\beta$ , then  $\alpha_r \leq \beta_m$  and so  $\alpha_r$  will be placed on top of  $\beta_m$  and the insertion process terminates row-wise above  $t_\beta$ . If no element of  $P_\alpha$  reaches  $\beta_m$ , then the insertion procedure already terminated row-wise above  $t_\beta$ .  $\square$

Let  $\beta$  be an entry in an SSYT  $T$  and let  $\alpha$  be the entry immediately to the left of  $\beta$  in  $T$ . We describe two conditions on the insertion path  $P_\beta$  during  $\Psi(T)$ . Note that  $\beta_k$  denotes the  $k^{\text{th}}$  entry of  $P_\beta$  while  $(P_\beta)_k$  denotes the cell into which the entry  $\beta_k$  is placed during the insertion of  $\beta$ .

**Definition 3.8.** We say  $\beta$  satisfies the *first path condition* if during the insertion of  $\alpha$  the entry in the cell directly above  $(P_\beta)_i$  is less than or equal to  $\beta_{i+1}$ . Let  $\alpha_j$  be an entry of the path  $P_\alpha$  which reaches the cell directly above  $(P_\beta)_k$  during the insertion of  $\alpha$ . If  $\alpha_j \leq \beta_{k+1}$  for all such  $\alpha_j$ , then  $\beta$  satisfies the *second path condition*.

**Lemma 3.9.** *If  $\beta$  is an entry in an SSYT  $T$ , then  $\beta$  satisfies both path conditions.*

*Proof.* In the following, the roman letter designates the cell containing the Greek letter during the insertion of the Greek letter. Argue by induction. Consider the rightmost two columns of  $T$ . Since there is no bumping during the insertion of the rightmost column of  $T$ , the insertion path for each of these letters consists of only one entry, which is at the top of a column. Since there is only one entry in each insertion path, the first path condition is vacuously true for all entries in the rightmost column of  $T$ .

Let  $\delta$  be an entry in the rightmost column of  $T$ , and  $\epsilon$  the entry immediately to its left in  $T$ . Since  $\epsilon_j \leq \epsilon_1 \leq \delta_1$  for all entries  $\epsilon_j$  of the insertion path  $P_\epsilon$ , the second path condition is satisfied by all entries in the rightmost column of  $T$ .

Assume that the rightmost  $m$  columns satisfy both path conditions and consider the insertion of the  $(m+1)^{\text{th}}$  column from the right in  $T$ . The first entry  $\beta$  in the  $(m+1)^{\text{th}}$  column is smaller than all other entries which have been inserted so far. Therefore it is placed on top of the tallest column and is less than or equal to any other entries in the insertion path for the cell immediately to its right in  $T$ . Since there is no bumping involved in this insertion,  $\beta$  satisfies the first path condition vacuously. The first entry,  $\alpha = \alpha_1$  in the  $(m+2)^{\text{th}}$  column of  $T$  has  $\alpha_1 \leq \beta_1$ , and hence  $\alpha_i \leq \beta_1$  for all  $\alpha_i \in P_\alpha$ . So  $\beta$  also satisfies the second path condition.

Next, assume that the first  $l$  entries of the  $(m+1)^{th}$  column of  $T$  have been placed and satisfy both path conditions. Let  $\beta = \beta_1$  be the entry in the  $(l+1)^{th}$  row of the  $(m+1)^{th}$  column of  $T$ . We first prove that  $\beta$  satisfies the first path condition.

Suppose the entry immediately above  $b_1$  is bumped during the insertion of some entry  $\epsilon$ . First let  $\epsilon$  be an entry from a row above  $\beta$  in  $T$ . But  $\epsilon_1 > \beta_1$ , so  $\epsilon_1$  must be inserted into a cell weakly following  $\beta_1$ . This means that  $\epsilon_1$  and all the cells in  $P_\epsilon$  must occur strictly after the cell  $c$  immediately above  $b_1$ . Therefore if an entry  $\epsilon_i$  bumps the entry in  $c$  before the insertion of  $\alpha$ , it must occur during the insertion of an entry  $\epsilon$  in the  $(m+2)^{th}$  column of  $T$  such that  $\epsilon < \alpha$ .

Consider the entry  $\delta$  immediately to the right of  $\epsilon$  in  $T$ .

$$\begin{array}{|c|c|} \hline \alpha & \beta \\ \hline \vdots & \vdots \\ \hline \epsilon & \delta \\ \hline \end{array}$$

The inductive hypothesis implies that if  $\epsilon_i$  reaches the cell on top of  $d_k$ , then  $\epsilon_i \leq \delta_{k+1}$ , and hence  $\epsilon_i \leq \delta_j$  for all  $j \leq k+1$ . Let  $J$  be the largest value such that  $d_J$  appears before  $b_1$  in reading order. (Note that such a  $J$  exists since  $d_1$  appears before  $b_1$  in reading order by Lemma 3.7.)

Then the entry  $\epsilon_i$  which bumped the entry in  $c$  must be less than or equal to  $\delta_{J+1}$ , since it or an entry greater than  $\epsilon_i$  had to pass the cell on top of  $d_J$  to reach the cell on top of  $b_1$ .

By successive applications of Lemma 3.6, if  $\beta_2$  reaches  $d_{J+1}$  during  $F \leftarrow \beta$ , then  $\beta_2 > \delta_{J+1}$ . Therefore  $\delta_{J+1} \geq \epsilon_i$  implies that  $\beta_2 > \epsilon_i$ . Otherwise, some entry  $\beta_r < \beta_2$  of  $P_\beta$  reaches  $d_{J+1}$ , hence  $\beta_r > \delta_{J+1}$ . Then we have  $\beta_2 > \beta_r > \delta_{J+1} \geq \epsilon_i$ . In either case,  $\epsilon_i < \beta_2$ . Therefore any entry which bumps the cell on top of  $b_1$  remains less than or equal to  $\beta_2$ . Thus the cell on top of  $b_1$  remains less than or equal to  $\beta_2$ .

Assume that the first  $p$  entries of  $P_\beta$  satisfy the first path condition. Consider the cell  $(P_\beta)_{p+1} = b_{p+1}$ . Let  $\kappa$  be the entry in the cell  $c$  directly above  $b_{p+1}$  immediately after the insertion of  $\beta$ . First assume that the entry  $\kappa$  is bumped during the insertion of an entry  $\epsilon > \beta$  such that  $\epsilon$  is above  $\beta$  in the same column of  $T$ .

When the insertion path for  $\epsilon$  reaches the cell  $b_{p+1}$ , it must be greater than  $\beta_{p+1}$  by successive applications of Lemma 3.6. When  $\epsilon_i \in P_\epsilon$  reaches cell above  $b_{p+1}$ , the entry  $\epsilon_i$  must be greater than or equal to the cell which reached  $b_{p+1}$ . Therefore  $\epsilon_i > \beta_{p+1}$ . If  $\epsilon_i$  bumps the cell on top of  $b_{p+1}$ , then  $\beta_{p+1} \leq \epsilon_i$  implies  $\beta_{p+1}$  is bumped from  $b_{p+1}$  during the insertion of an entry  $\psi$  between  $\beta$  and  $\epsilon$  in  $T$ . If  $\epsilon_i \leq \psi_j$ , then the entry of  $P_\epsilon$  to reach the cell  $f_j = (P_\psi)_j$  is less than or equal to  $\psi_j$ , which contradicts Lemma 3.6. Therefore the entry immediately on top of  $b_{p+1}$  could only be bumped during the insertion of an element  $\epsilon$  in the  $(m+2)^{th}$  column of  $T$  such that  $\epsilon < \alpha$ .

Let  $\epsilon_i$  be the entry of  $P_\epsilon$  which bumps the entry in cell  $c$ , where  $\epsilon$  is below  $\alpha$  in the same column as  $\alpha$  in  $T$ . Consider the entry  $\delta$  immediately to the right of  $\epsilon$  in  $T$ . We know by the inductive hypothesis that  $\delta$  satisfies the second path condition. Therefore if  $\epsilon_i$  reaches the cell on top of an entry  $d_k$ , then  $\epsilon_i \leq \delta_{k+1}$ , and hence  $\epsilon_i \leq \delta_j$  for all  $j \leq k+1$ . Let  $J$  be the

largest value such that  $d_J$  appears before  $b_{p+1}$  in reading order. Note that such a  $J$  exists since  $d_1$  appears before  $b_1$  in reading order and  $b_1$  appears before  $b_{p+1}$  in reading order.

The entry  $\epsilon_i$  which bumps the entry in  $c$  must be less than or equal to  $\delta_{J+1}$ , since either  $\epsilon_i$  or an entry greater than  $\epsilon_i$  must pass the cell on top of  $d_J$  to reach the cell on top of  $b_{p+1}$ .

By successive applications of Lemma 3.6, if  $\beta_{p+2}$  reaches  $\delta_{J+1}$ , then  $\beta_{p+2} > \delta_{J+1}$ . Therefore  $\delta_{J+1} \geq \epsilon_i$  implies that  $\beta_{p+2} > \epsilon_i$ . Otherwise, some entry  $\beta_r < \beta_{p+2}$  of  $P_\beta$  reaches  $\delta_{J+1}$ , and hence  $\beta_r > \delta_{J+1}$ . Then  $\beta_{p+2} > \beta_r > \delta_{J+1} \geq \epsilon_i$ . In either case,  $\epsilon_i < \beta_{p+2}$ . Therefore any entry which bumps the cell on top of  $b_1$  is still less than or equal to  $\beta_{p+2}$ . So the cell on top of  $b_1$  remains less than or equal to  $\beta_2$ . Thus the entry  $\beta$  satisfies the first path condition.

Next we prove that  $\beta$  satisfies the second path condition. Consider the  $(l+1)^{th}$  entry,  $\alpha = \alpha_1$ , of the  $(m+2)^{th}$  column of  $T$ . This entry is immediately to the left of the entry  $\beta_1$ . The rows of an SSYT are weakly increasing, so  $\alpha_1 \leq \beta_1$ . Therefore either  $\alpha_1$  bumps a smaller entry before reaching the cell  $c$  above  $b_1$  or  $\alpha_1$  reaches  $c$ . In either case, let  $\alpha_s$  denote the entry of  $P_\alpha$  which reaches the cell  $c$ .

When  $\alpha_s$  reaches the cell above  $b_1$ , we have  $\alpha_s \leq \beta_1$ . If  $\alpha_s$  bumps the entry  $\kappa$  on top of  $b_1$ , then  $\kappa \leq \beta_2$  implies that the entry of  $P_\alpha$  to reach the cell on top of  $b_2$  must be less than or equal to  $\beta_2$ . Otherwise,  $\alpha_s \leq \kappa$ , and hence  $\alpha_s \leq \beta_2$ . Again the entry to reach the cell on top of  $b_2$  must be less than or equal to  $\beta_2$ .

Finally, assume that for the first  $p$  entries  $\beta_j$  of  $P_\beta$ , the entry of  $P_\alpha$  to reach the cell on top of  $b_j$  is less than or equal to  $\beta_j$ . Consider the entry  $\beta_{p+1} \in P_\beta$ . Let  $\alpha_q$  be the entry of  $P_\alpha$  to reach the cell  $b_p$ . We know by the inductive hypothesis that  $\alpha_q \leq \beta_p$ .

When the entry  $\alpha_q$  reaches the cell above  $b_p$ , the cell on top of  $b_p$  is less than or equal to  $\beta_{p+1}$  since  $\beta$  satisfies the first path condition. If  $\alpha_q$  bumps this cell, then the entry of  $P_\alpha$  to reach  $b_{p+1}$  is less than or equal to  $\beta_{p+1}$ . Otherwise,  $\alpha_q$  is less than or equal to the cell on top of  $b_p$  and hence  $\alpha_q \leq \beta_{p+1}$ . So the entry of  $P_\alpha$  to reach  $b_{p+1}$  must be less than or equal to  $\beta_{p+1}$ .  $\square$

Lemmas 3.5 and 3.9 characterize the appearance of termination points. In particular, for  $\alpha$  directly to the left of  $\beta$  in  $T$ , Lemma 3.9 implies that if an entry  $\alpha_j$  of  $P_\alpha$  reaches the empty cell on top of the cell  $t_\beta$ , then  $\alpha_j \leq F(t_\beta)$ . Therefore  $\alpha_j$  would be placed in this empty cell and the procedure would terminate. This means that  $t_\alpha$  is row-wise above  $t_\beta$ . Lemma 3.5 implies that if  $\alpha$  is the  $k^{th}$  largest entry in a column,  $t_\alpha$  occurs at or below the  $k^{th}$  column in reading order. (Recall that ordering the columns in reading order just means ordering their highest non-empty cells in reading order.)

**Proposition 3.2.** *The shape of  $\Psi(T)$  is a rearrangement of the shape of  $T$ .*

*Proof.* Argue by induction on the number of columns of  $T$ . First assume that  $T$  contains only one column. The shape of  $T$  is  $1^n$ . Then  $col(T)$  is a strictly decreasing word. Therefore each letter maps to the bottom row of the skyline augmented filling  $F$ . The resulting shape is an arrangement of zeros and ones, a rearrangement of  $1^n$ .

Next, assume that if  $T$  contains  $j$  columns then the shape of  $\Psi(T)$  is a rearrangement of the shape of  $T$ . Let  $T$  be an SSYT of shape  $\lambda$  which contains  $j+1$  columns. After mapping

the first  $j$  columns of  $T$  to a skyline augmented filling, the shape of the resulting figure  $F$  is a rearrangement of  $(\lambda_1 - 1, \lambda_2 - 1, \dots)$ . By Lemmas 3.5 and 3.9, mapping the next column into the shape adds one cell to each existing column, plus possibly several new cells if the  $(j+1)^{th}$  column of  $T$  is taller than the  $j^{th}$  column. Therefore the resulting shape is a rearrangement of  $(\lambda_1, \lambda_2, \dots) = \lambda$ .  $\square$

We have shown that  $\Psi$  maps an SSYT of shape  $\lambda$  into an SAF whose shape rearranges  $\lambda$ . The map  $\Psi$  preserves the weight of an SSYT by construction. We need only to describe the inverse of  $\Psi$  to prove that it is the desired bijection.

**Proposition 3.3.** *The map  $\Psi$  is invertible.*

*Proof.* Given a skyline augmented filling  $F$ , consider the set  $S_1$  of all cells which are in the top row of a column. Of these, begin with the cell  $c$  which is farthest right in the reading order. If  $F = \Psi(T)$  for some semi-standard Young tableau  $T$ , then  $c$  is the termination point for the last entry to be inserted into  $F$ . Scan backwards through the reading order to find the next cell,  $d$ , such that  $F(d) > F(c)$  and  $d$  lies directly below an entry  $f$  such that  $F(f) \leq F(c)$ .

$$\begin{array}{|c|} \hline f \\ \hline d \\ \hline \end{array} \cdot \cdot \cdot \begin{array}{|c|} \hline c \\ \hline \end{array} \quad \text{or} \quad \begin{array}{|c|} \hline c \\ \hline \end{array} \cdot \cdot \cdot \begin{array}{|c|} \hline f \\ \hline d \\ \hline \end{array}$$

This is the first entry which could have bumped  $F(c)$ , since the entries scanned between  $c$  and  $d$  were either too small to bump  $F(c)$  or were directly below an entry which would have created a descent with  $F(c)$ . If  $F = \Psi(T)$  then  $F(d)$  did bump  $F(c) = \alpha$ . To see this, consider the cell  $f$  directly above  $d$ .

**Case 1.**  $F(f) = F(c) = \alpha$ .

If  $F(d)$  did not bump  $\alpha$ , then  $\alpha$  was bumped from a cell  $g$  before  $d$  in reading order. This cell could not be in the same row as  $d$  or in the same row as  $f$  for otherwise  $g$  and  $f$  would be attacking. Lemma 3.3 implies that  $\alpha$  should appear row-wise above  $f$ , which contradicts the placement of  $\alpha$ . Therefore  $F(f) \neq \alpha$ .

**Case 2.**  $F(f) < \alpha$ .

In this case,  $\alpha$  would have bumped  $F(f)$  if  $\alpha$  were bumped from a cell before  $f$  in reading order. Therefore,  $\alpha$  was bumped from a cell after  $f$ . If  $\alpha$  were bumped from a cell  $c'$  in the same row as  $f$ , then either  $\{f, c', d\}$  would be a type  $A$  non-inversion triple (Figure 3.3(a)) or  $d, c'$ , and the cell  $h$  below  $c'$  would form a type  $B$  non-inversion triple by Lemma 2.5 (Figure 3.3(b)).

Therefore  $\alpha$  is bumped from a cell  $c'$  in the same row as  $d$  to the left of  $d$ .

$$\begin{array}{|c|} \hline \vdots \\ \hline c' \\ \hline g \\ \hline \end{array} \cdot \cdot \cdot \begin{array}{|c|} \hline f \\ \hline d \\ \hline \end{array}$$

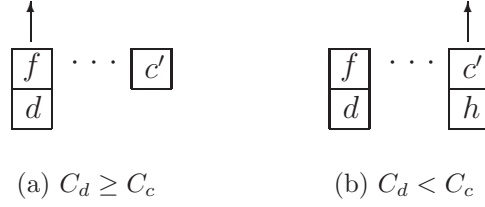


FIGURE 3.3. The arrow denotes the taller column.

If the column containing  $c'$  is taller than or equal to the column containing  $d$ , then the entry in the cell  $g$  below  $c'$  must be less than  $F(d)$  or else  $\{c', d, g\}$  is a type  $A$  non-inversion triple. If the column containing  $d$  is taller, again the entry  $F(g)$  must be less than  $F(d)$ , for otherwise  $d, g$ , and the cell below  $d$  would form a type  $B$  non-inversion triple by Lemma 2.5. In either case, the cell  $g$  directly below  $c'$  must have  $F(g) < F(d)$ . Therefore the entry  $\beta$  which bumps  $\alpha$  from the cell  $c$  must have  $\beta = F(c') < F(d)$ , since  $\beta \leq F(g) < F(d)$ . We have  $\beta > \alpha > F(f)$ . Therefore the same argument shows that  $\beta$  must have been bumped from a cell to the left of  $c'$  in the same row as  $c'$ . Continuing this argument produces an infinite sequence of columns to the left of the column containing  $d$ , which is a contradiction since there are only finitely many columns in the diagram.

Therefore if  $F = \Psi(T)$  for some  $T$ , then the entry  $F(d)$  bumped  $F(c)$ . Replace  $F(d)$  with  $F(c)$  and repeat the entire process with  $F(d)$ , starting with the cell immediately before  $d$  in reading order. Continue this scanning procedure until there are no cells farther back in the reading order which could have bumped the selected entry,  $\epsilon$ . This entry is the first letter in  $col(T)$ .

Choose the next element  $\delta$  of  $S_1$  to appear in the backwards reading order. IF  $F = \Psi(T)$  for some  $T$ , then this is the termination point of the second to last entry in  $col(T)$ , by Lemmas 3.5 and 3.9. (If there are no other cells in  $S_1$ , begin with the new set  $S_2$  consisting of all the cells which are in the top row of some column and repeat.) Move backwards from this element through the reading word to determine the initial element whose placement terminated with this particular element. Continue this procedure until the entire word  $col(T)$  has been determined.

This procedure sends a skyline augmented filling  $F$  to the word  $col(T)$  which maps to  $F$  under  $\Psi$ . If  $col(T)$  is a semi-standard Young tableau, then the procedure inverts  $\Psi$ . Lemma 3.7 implies that the entries whose termination points are the cells of  $S_1$  form a strictly decreasing sequence. Therefore the first  $|S_1|$  entries in  $col(T)$  form a strictly decreasing word. The first cell  $s_2$  in  $S_2$  appears in a lower position than the last cell  $s_1$  in  $S_1$ . Therefore Lemma 3.5 implies that the entry with termination point  $s_2$  is less than or equal to the entry with termination point  $s_1$ . The number of elements in  $S_2$  is less than or equal to the number of elements in  $S_1$ . Continue this line of reasoning to see that  $col(T)$  consists of  $k$  strictly decreasing subwords (where  $k$  is the height of the tallest column in  $F$ ) such that the number

of entries in the  $j^{\text{th}}$  subword is less than or equal to the number of entries in the  $(j+1)^{\text{th}}$  subword. Therefore  $\text{col}(T)$  is the column word of a semi-standard Young tableau.  $\square$

The map  $\Psi : \text{SSYT} \rightarrow \text{SAF}$  is a weight-preserving invertible map between semi-standard Young tableaux and skyline augmented fillings. In particular, the number of SSYT with weight  $\prod x_i^{a_i}$  and shape  $\lambda$  is equal to the number of SAF's with weight  $\prod x_i^{a_i}$  whose shape rearranges  $\lambda$ . Thus the coefficient of  $\prod x_i^{a_i}$  in  $\sum_{\lambda} NS_{\lambda}$  is equal to the coefficient of  $\prod x_i^{a_i}$  in  $s_{\lambda}$ . This completes the proof of Equation 3.1.

#### 4. AN ANALOGUE OF THE ROBINSON-SCHENSTED-KNUTH ALGORITHM

The insertion process utilized in the above bijection is an analogue of Schensted insertion, the fundamental operation of the Robinson-Schensted-Knuth Algorithm.

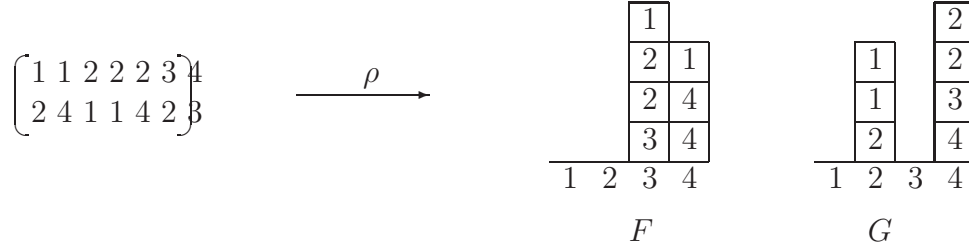
**Theorem 4.1.** (*Robinson-Schensted-Knuth [11]*) *There exists a bijection between  $\mathbb{N}$ -matrices of finite support and pairs of semi-standard Young tableaux of the same shape.*

We apply the same procedure to arrive at an analogue of the RSK Algorithm for skyline augmented fillings. Recall that Theorem 1.2 states that there exists a bijection between  $\mathbb{N}$ -matrices of finite support and pairs of skyline augmented fillings whose shapes are rearrangements of the same partition. We prove Theorem 1.2 by constructing the bijection.

4.1.  $\rho : \mathbb{N}\text{-matrices} \rightarrow \mathbf{SAF} \times \mathbf{SAF}$ . Let  $A = (a_{i,j})$  be an  $\mathbb{N}$ -matrix with finite support, which means that there are only finitely many non-zero entries in  $A$ . There exists a unique two-line array corresponding to  $A$  which is defined by the non-zero entries in  $A$ . Beginning with the upper left-hand corner and reading left to right, top to bottom, find the first non-zero entry  $a_{i,j}$ . Place an  $i$  in the top line and a  $j$  in the bottom line  $a_{i,j}$  times. When this has been done for each non-zero entry, one obtains the following array.

$$w_A = \begin{pmatrix} i_1 & i_2 & \dots \\ j_1 & j_2 & \dots \end{pmatrix}$$

Begin with an empty skyline augmented filling  $\phi$ . Read the bottom row of  $w_A$  from right to left, inserting the entries into  $\phi$  according to the insertion process described in Section 3.1. For each entry  $j_k$  inserted into  $F$  from the bottom line, send the entry  $i_k$  directly above it in  $w_A$  into an SAF  $G$  which records the cell  $t_{j_k}$  at which the insertion procedure  $F \leftarrow j_k$  terminated. Let  $h_k$  be the height of the column containing  $t_{j_k}$  in  $F$ . Place  $i_k$  on top of the leftmost column in  $G$  with height  $h_k$ . If  $t_{j_k}$  occurs in the bottom row of  $F$ , the corresponding entry  $i_k$  is placed on the bottom row in the  $i_k^{\text{th}}$  column of  $G$ . (If  $i_m$  were already in the  $i_k^{\text{th}}$  column for some  $m > k$ , then the entries corresponding to  $i_m, i_{m-1}, \dots, i_k$  inserted into  $F$  form a weakly decreasing sequence by the nature of the array. Then the cell  $t_{i_k}$  would occur in a higher row by Lemma 3.7. So the  $i_k^{\text{th}}$  column is available.) In this way the shape of  $G$  becomes a rearrangement of the shape of  $F$ . When the process is complete, the result is a pair  $(F, G) = \rho(A)$  of SAF's whose shapes are rearrangements of the same partition (see Figure 4.1).

FIGURE 4.1.  $\rho : A \rightarrow SAF \times SAF$ 

**Proposition 4.1.** *The resulting figures  $F$  and  $G$  are skyline augmented fillings.*

*Proof.* The map  $\rho$  produces a figure  $F$  with no descents by construction. The values in the top line of  $w_A$  are weakly decreasing as the line is read from right to left, so  $G$  contains no descents. Therefore it suffices to prove that every triple of  $F$  and every triple of  $G$  is an inversion triple.

Proposition 3.1 implies that  $F$  is a skyline augmented filling, since  $F$  is constructed by repeated applications of the insertion procedure  $F \leftarrow k$ . Use induction on the number of entries of  $G$  to prove that every triple of  $G$  is an inversion triple.

Assume that  $G$  contains only one entry,  $\alpha$ . Then this entry is placed on top of the letter  $\alpha$  in the basement. The only triples in the resulting figure are type  $B$  triples consisting of a cell from the basement row to the left of  $\alpha$  and the column containing an  $\alpha$  in the basement plus the  $\alpha$  in the first row. This triple is a type  $B$  inversion triple, so if  $G$  contains only one entry then  $G$  is a skyline augmented filling.

Suppose that  $G$  is a skyline augmented filling if  $G$  contains at most  $i - 1$  entries. Place the next value,  $\beta$ , according to the placement of the corresponding entry in  $F$ . Assume that this placement of  $\beta$  into the cell  $b$  creates a non-inversion triple to get a contradiction.

First assume that  $\{\beta, G(a), G(c)\}$  is a type  $A$  non-inversion triple in  $G$  with  $\beta = G(b)$  on the left, as shown below.

$$\begin{array}{|c|} \hline b \\ \hline a \\ \hline \end{array} \quad \begin{array}{|c|} \hline c \\ \hline d \\ \hline \end{array}$$

Then  $\beta \leq G(c) \leq G(a)$ . Before  $\beta$  is placed,  $c$  is directly on top of a cell  $d$  in  $G$  such that  $\{a, c, d\}$  is a type  $B$  inversion triple. By Lemma 2.5,  $G(a) < G(d)$ . Then  $G(a) < G(c)$ , for otherwise  $\{a, c, d\}$  is a type  $B$  non-inversion triple. This contradicts the assumption that  $G(c) \leq G(a)$ . So placing  $\beta$  could not result in a type  $A$  non-inversion triple with  $\beta$  on the left.

Next, assume that  $\{\beta, G(a), G(c)\}$  is a type  $A$  non-inversion triple with  $\beta = G(b)$  on the right as shown below.

$$\begin{array}{|c|} \hline c \\ \hline a \\ \hline \end{array} \quad \begin{array}{|c|} \hline b \\ \hline \end{array}$$

Then  $G(c) \leq \beta \leq G(a)$ . But  $\beta$  is placed in  $G$  after  $G(c)$  and  $G(a)$  by assumption, so  $\beta \leq G(c)$ . Therefore this situation can only occur if  $G(c) = \beta$ . But in this case, the corresponding values  $F(c')$  and  $\beta'$  in  $F$  must have  $\beta' \leq F(c')$  and the letters inserted between  $F(c')$  and  $\beta'$  form a weakly decreasing sequence by the structure of the array. By successive applications of Lemma 3.7, the insertion path for  $\beta'$  terminates before that of  $F(c')$  in reading order. This contradicts the fact that  $G(c)$  comes before  $\beta$  in the reading word of  $G$ , since the placement of  $G(c)$  and  $\beta$  mark the termination points of the corresponding insertion paths in  $F$ .

Now assume that  $\{G(a), \beta, G(c)\}$  is a type  $B$  non-inversion triple in  $G$  with  $\beta = G(b)$  on the right, as shown below.

$$\begin{array}{|c|} \hline a \\ \hline \end{array} \quad \begin{array}{|c|} \hline b \\ \hline c \\ \hline \end{array}$$

We must have  $\beta \leq G(a) \leq G(c)$ . However, since  $\beta$  was placed after  $G(a)$  and  $G(c)$ , the entry  $\beta$  would have been placed in the leftmost possible column of  $G$  with the correct height. The column containing  $G(a)$  had the same height as the column containing  $G(c)$ , so  $\beta$  would have been placed on top of the column containing  $G(a)$ . So this case cannot occur.

Finally, assume that  $\{G(a), \beta, G(c)\}$  is a type  $B$  non-inversion triple in  $G$  with  $\beta = G(b)$  on the left, as depicted below.

$$\begin{array}{|c|} \hline b \\ \hline \end{array} \quad \begin{array}{|c|} \hline a \\ \hline c \\ \hline \end{array}$$

Since  $\beta$  is placed after  $G(a)$  which is placed after  $G(c)$  in  $G$ , we have  $\beta \leq G(a) \leq G(c)$ . The only way this is a type  $B$  non-inversion triple is if  $\beta = G(a)$ . In this case, the corresponding entries  $\beta'$  and  $F(a')$  in  $F$  must have  $\beta' \leq F(a')$ , and the elements inserted between  $F(a')$  and  $\beta'$  must form a weakly decreasing sequence. By successive applications of Lemma 3.7, the insertion path for  $\beta'$  must terminate before  $t_{F(a')}$  in reading order. But  $\beta$  and  $G(a)$  in  $G$  mark these termination points. Since  $\beta$  is after  $G(a)$  in reading order, this is a contradiction.  $\square$

The skyline augmented filling  $G$  records the column to which a cell is added in  $F$ . Therefore  $F$  and  $G$  are rearrangements of the same shape. This fact and Proposition 4.1 imply that  $\rho$  is a map from  $\mathbb{N}$ -matrices to pairs of skyline augmented fillings which are rearrangements of the same shape.

**4.2. The inverse of the map  $\rho$ .** Given a pair  $(F, G)$  of skyline augmented fillings whose shapes are rearrangements of the same partition  $\lambda$ , let  $G_{rs}$  be the first occurrence of the smallest entry of  $G$  in reading order. (Here  $G_{rs}$  is the element of  $G$  in row  $r$  and column  $s$ .) If  $s$  is the  $i^{\text{th}}$  column of height  $r$  in  $G$ , let  $s'$  be the  $i^{\text{th}}$  column of height  $r$  in  $F$ . Lemma 3.3 and the structure of the array  $w_A$  imply that  $G_{rs} = i_1$  and  $F_{rs'}$  was the last element of  $F$  to be bumped into place during the insertion of  $j_1$ .

Delete  $F_{rs'}$  from  $F$  and  $G_{rs}$  from  $G$ . Scan right to left, bottom to top (backwards through the reading word) starting with the cell directly to the left of  $F_{rs'}$  to determine which cell

(if any) bumped  $F(F_{rs'})$ . If there exists a cell  $k$  before  $F_{rs'}$  in the reading word such that  $F(k) > F(F_{rs'})$  and the cell directly on top of  $k$  has value less than or equal to  $F(F_{rs'})$ , this  $F(k)$  bumped  $F(F_{rs'})$  by the argument from Section 3.2. Replace  $F(k)$  by  $F(F_{rs'})$  and repeat the procedure with  $F(k)$  starting from the cell  $k$ . Continue working backward through the reading word until there are no more letters. The remaining entry is the letter  $j_1$ . (Notice that this is the same procedure used in the map  $\Psi^{-1}$  in Section 3.2, so we have already proved that this procedure does in fact yield the correct insertion path.)

Next find the highest occurrence of the smallest entry  $j_2$  of the new  $G$ . Repeat the procedure to find  $i_2$ . Continue until there are no more entries in  $F$  and  $G$ . Then all of the  $i$  and  $j$  values of the array  $w_A$  have been determined. We must prove that the array  $w_A$  corresponds to an  $\mathbb{N}$ -matrix of finite support.

The top row of  $w_A$  consists of a weakly increasing sequence, since all the  $i$ 's from  $G$  are placed into the top row of  $w_A$  before the placement of any  $(i+1)$ 's from  $G$ . Let  $i_k = i_{k+1} = \dots = i_m$  be a sequence of equal elements in the top row of  $w_A$ . Let  $j_k, j_{k+1}, \dots, j_m$  be the corresponding elements of  $F$  whose termination points are marked by the  $i_j$ 's. The entry  $i_r$  appears in before  $i_{r+1}$  in reading order in  $G$  by construction. Lemma 3.5 implies that  $j_r \leq j_{r+1}$ . Therefore the entries  $j_k, j_{k+1}, \dots, j_m$  form a weakly decreasing sequence. Obtain an  $\mathbb{N}$ -matrix  $A$  of finite support corresponding to  $w_A$  by the following procedure. Begin with a 0-matrix. For each pair  $(i_k, j_k)$ , add 1 to the entry in the  $j^{th}$  column of the  $i^{th}$  row. This is precisely the matrix which maps to  $w_A$  above. Therefore the map  $\rho$  is invertible.

## 5. STANDARD BASES FOR SCHUBERT POLYNOMIALS

Schubert polynomials were introduced by Lascoux and Schützenberger [7] as a combinatorial tool for attacking problems in algebraic geometry. The Schubert polynomials can be described as a sum of key polynomials [10], which are further decomposed into *standard bases*,  $\mathfrak{U}(\pi, \lambda)$ , corresponding to a permutation  $\pi$  and a partition  $\lambda$ . Lascoux and Schützenberger [8] define an action of the symmetric group on the free algebra which is used to construct the standard bases inductively. We provide a non-inductive construction of the standard bases.

**5.1. Keys and standard bases.** A *key* is a semi-standard Young tableau such that the set of entries in the  $(j+1)^{th}$  column are a subset of the set of entries in the  $j^{th}$  column, for all  $j$ . There is a bijection [10] between compositions and keys given by  $\gamma \mapsto key(\gamma)$ , where  $key(\gamma)$  is the key whose first  $\gamma_j$  columns contain the letter  $j$ . To invert this map, send the key  $T$  to the composition denoting the content of  $T$ .

**Example 5.1.** Let  $\gamma = (2, 1, 1, 4, 0, 3)$ . Then  $key(\gamma) =$

6				
4				
3	6			
2	4	6		
1	1	4	4	

Let  $w$  be any word such that applying the RSK algorithm to  $w$  yields the pair of tableaux  $(P, Q)$ . Then  $w$  is *Knuth equivalent* [6] to  $\text{col}(P)$ , denoted  $w \sim P$ . There is a unique word  $v$  in each equivalence class such that  $v = \text{col}(T)$  for some semi-standard Young tableau  $T$ . Let  $\lambda'$  be the conjugate shape of a partition  $\lambda$ , obtained by reflecting the Ferrers diagram of  $\lambda$  across the line  $x = y$ . Let  $w$  be an arbitrary word such that  $w \sim T$  for  $T$  of shape  $\lambda$ . Then  $\text{colform}(w)$  is the composition consisting of the lengths of the subwords in  $\text{col}(w)$ . The word  $w$  is said to be *column-frank* if  $\text{colform}(w)$  is a rearrangement of the nonzero parts of  $\lambda'$ .

**Example 5.2.** (a) Let  $w = 3\ 5\ 4\ 2\ 2\ 1$ . Then  $\text{colform}(w) = (1, 3, 2)$ . But  $w \sim T$ , where  $T =$

5	
3	
2	4
1	2

Therefore  $\lambda' = (4, 2)$ , so  $w$  is not column-frank since  $(1, 3, 2)$  is not a rearrangement of  $(4, 2)$ .

(b) Let  $v = 4\ 2\ 5\ 3\ 2\ 1$ . Then  $\text{colform}(v) = (2, 4)$ . In this case,  $v \sim P$ , where  $P =$

4	
3	
2	5
1	2

Again  $\lambda' = (4, 2)$ , so in this case  $v$  is column-frank.

Let  $T$  be a semi-standard Young tableau of shape  $\lambda$ . The *right key* of  $T$ , denoted  $K_+(T)$ , is the key of shape  $\lambda$  whose  $j^{\text{th}}$  column is given by the last column of any column-frank word  $v$  such that  $v \sim T$  and  $\text{colform}(v)$  is of the form  $(\dots, \lambda'_j)$  [10]. (For  $T = 5\ 3\ 2\ 1 \cdot 4\ 2$  above, we have  $K_+(T) = 5\ 4\ 2\ 1 \cdot 4\ 2$ .)

Given an arbitrary partition  $\lambda$  and permutation  $\pi$ , there exists an associated key  $K(\pi, \lambda)$  defined as follows. Take the subword of  $\pi$  consisting of the first  $\lambda_1$  letters and reorder the letters in decreasing order. This is the first column of  $K(\pi, \lambda)$ . Then take the first  $\lambda_2$  letters of  $\pi$  and order these in decreasing order to get the second column of  $K(\pi, \lambda)$ . Continuing this way, one derives the word  $\text{col}(K(\pi, \lambda))$  [8]. For example,  $\pi = 241635$  and  $\lambda = (4, 2, 2, 1)$  give the key  $6\ 4\ 2\ 1 \cdot 4\ 2 \cdot 4\ 2 \cdot 2$ .

**Definition 5.3.** The standard basis  $\mathfrak{U}(\pi, \lambda)$  is the sum of the weights of all SSYT having right key  $K(\pi, \lambda)$ .

This definition does not provide a method for construction of the standard bases, since it is not obvious which SSYT have a given right key.

**5.2. Constructing the standard bases.** Each permutation in the symmetric group can be decomposed into a series of elementary transpositions, so to define an action of the symmetric group, it suffices to define an action for an elementary transposition,  $\sigma_i$ , which permutes  $i$  and  $i + 1$ . The operator  $\bar{\pi}_i = \bar{\pi}_{\sigma_i}$  is defined by

$$f \longrightarrow (f^{\sigma_i} - f)/(1 - x_i/x_{i+1}) = f\bar{\pi}_i,$$

where  $f^{\sigma_i}$  denotes the transposition action of  $\sigma_i$  on the indices of the variables in  $f$ . For example, if  $f = x_1^2 x_2 x_3$ , then  $\bar{\pi}_1 f = \frac{(x_1 x_2^2 x_3 - x_1^2 x_2 x_3)}{(1 - x_1/x_2)} = x_1 x_2^2 x_3$ .

The operators  $\bar{\pi}_i$  satisfy the Coxeter relations  $\bar{\pi}_i \bar{\pi}_{i+1} \bar{\pi}_i = \bar{\pi}_{i+1} \bar{\pi}_i \bar{\pi}_{i+1}$  and  $\bar{\pi}_i \bar{\pi}_j = \bar{\pi}_j \bar{\pi}_i$  for  $\|j - i\| > 1$  [8]. We can lift the operator  $\bar{\pi}_i$  to an operator  $\theta_i$  on the free algebra by the following process. Given  $i$  and a word  $w$  in the alphabet  $X = (x_1, x_2, \dots)$ , let  $m$  be the number of times the letter  $x_{i+1}$  occurs in  $w$  and let  $m + k$  be the number of times the letter  $x_i$  occurs in  $w$ . Then if  $k \geq 0$ ,  $w$  and  $w^{\sigma_i}$  differ by the exchange of a subword  $x_i^k$  into  $x_{i+1}^k$ . The case where  $k < 0$  is not needed in this paper. When  $k \geq 0$ , define  $w\theta_i$  to be the sum of all words in which the subword  $x_i^k$  has been changed respectively into  $x_i^{k-1}x_{i+1}$ ,  $x_i^{k-2}x_{i+1}^2$ ,  $\dots$ ,  $x_{i+1}^k$ .

Every partition  $\lambda = (\lambda_1, \lambda_2, \dots)$  has a corresponding *dominant monomial*,

$$x^\lambda = (x_{\lambda_1} \dots x_2 x_1)(x_{\lambda_2} \dots x_2 x_1) \dots$$

which equals the weight of the *super tableau*. (The super tableau is the SSYT which contains only the entry  $i$  in the  $i^{\text{th}}$  row.)

**Theorem 5.4.** (*Lascoux-Schützenberger* [8]) *Let  $x^\lambda$  be the dominant monomial corresponding to  $\lambda$  and  $\sigma_i \sigma_j \dots \sigma_k$  be any reduced decomposition of a permutation  $\pi$ . Then  $\mathfrak{U}(\pi, \lambda) = x^\lambda \theta_i \theta_j \dots \theta_k$ .*

Theorem 5.4 provides an inductive method for constructing the standard basis  $\mathfrak{U}(\pi, \lambda)$ . Begin with  $\mathfrak{U}(\text{id}, \lambda)$  and apply  $\theta_i$  to determine  $\mathfrak{U}(\sigma_i, \lambda)$ . Then apply  $\theta_j$  to  $\mathfrak{U}(\sigma_i, \lambda)$  to determine  $\mathfrak{U}(\sigma_i \sigma_j, \lambda)$ . Continue this process until the desired standard basis is obtained. Figure 5.2 depicts the standard bases corresponding to the partition  $(2, 1)$ .

**5.3. A non-inductive construction of the standard bases.** The set of standard bases for the partition  $\lambda$  can be considered as a decomposition of the Schur function  $s_\lambda$ . For any partition  $\lambda$  of  $n$ , we have ([8])

$$\sum_{\pi \in S_n} \mathfrak{U}(\pi, \lambda) = s_\lambda.$$

Since the nonsymmetric Schur functions are also a decomposition of the Schur functions, it is natural to determine their relationship to the standard bases. Theorem 1.3 states that  $\mathfrak{U}(\pi, \lambda) = NS_{\pi(\lambda)}$ , where  $\pi(\lambda)$  denotes the action of  $\pi$  on the parts of  $\lambda$ .

To prove Theorem 1.3 combinatorially, we need a few lemmas.

**Lemma 5.5.** *Let  $G$  be an arbitrary skyline augmented filling with row entries  $R_1, R_2, \dots, R_k$ , where  $k = \max_i \{\gamma_i\}$ . Then  $G$  is the only SAF with these row entries.*

*Proof.* Map the row entries  $R_1, R_2, \dots, R_k$  into a skyline augmented filling as follows. Let  $\alpha_1$  be the largest entry in  $R_1$ . Place  $\alpha_1$  as far left as possible in the first row of an empty SAF without creating a descent. Next place the second largest entry,  $\alpha_2$ , of  $R_1$  into the leftmost empty cell  $c$  in the first row such that the entry directly beneath  $c$  is greater than or equal

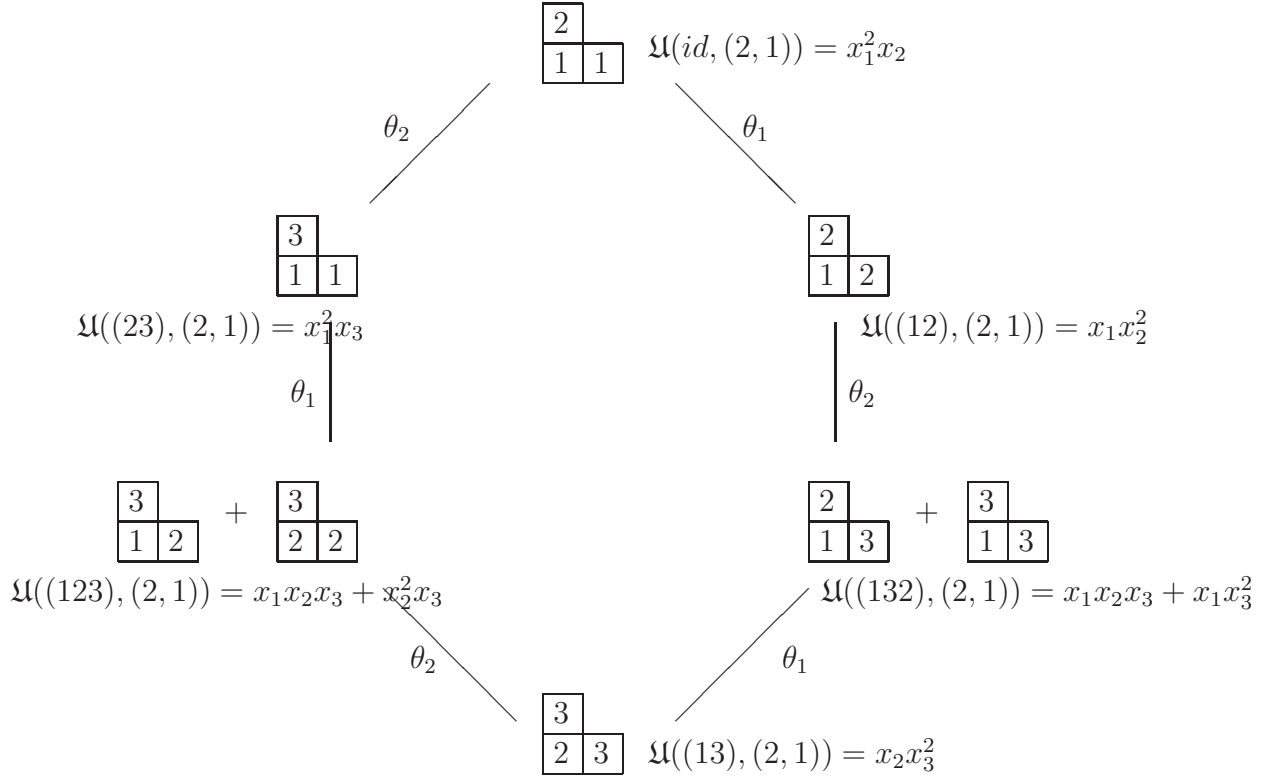


FIGURE 5.1. The standard bases for the partition  $(2, 1)$  and all permutations in  $S_3$ .

to  $\alpha_2$ . Continue placing the elements of  $R_1$  in this manner until the smallest element of  $R_1$  has been placed. Next, choose the largest entry of  $R_2$ . Place it as far left as possible in the second row of the partially constructed SAF without creating a descent. Continue this procedure until the smallest entry of  $R_2$  has been placed. Do this for each of the  $k$  rows. We must show that once  $R_k$  has been placed, the resulting figure  $F$  is a skyline augmented filling and that  $F$  is the only SAF with row entries  $R_1, R_2, \dots, R_k$ .

To see that the resulting figure is a skyline augmented filling, first check for type  $A$  non-inversion triples. They must have the cell configuration pictured below, where the column containing  $a$  and  $c$  has height greater than or equal to that of the column containing  $b$ .

$$\begin{array}{|c|} \hline a \\ \hline c \\ \hline \end{array} \quad \begin{array}{|c|} \hline b \\ \hline d \\ \hline \end{array}$$

Here  $F(a) \leq F(c)$  by construction. Therefore, to get a type  $A$  non-inversion triple, we must have  $F(a) \leq F(b) \leq F(c)$ . The elements in the rows are all distinct by Lemma 2.2 since the rows came from an SAF, so  $F(a) < F(b)$ . Then  $F(b)$  must have been placed before

$F(a)$ . Since  $F(b) \leq F(c)$ , the entry  $F(b)$  would have been inserted on top of  $F(c)$ . So this configuration could not happen. Therefore, there are no type  $A$  non-inversion triples.

Next check for type  $B$  non-inversion triples. This can occur in two ways. Either the left-hand cell in the triple has a non-empty cell on top of it (Case 1) or the left-hand cell has an empty cell on top of it (Case 2). In either case, the column containing  $b$  and  $c$  is taller.



Select the triple  $\{a, b, c\}$  such that  $a$  and  $c$  are in the highest row containing the bottom two cells of a type  $B$  non-inversion triple. We know that  $F(b) \leq F(c)$  by construction. Therefore the cells  $\{a, b, c\}$  are a non-inversion triple only if  $F(b) \leq F(a) \leq F(c)$ . Two equal cells in the same row of an SAF are attacking. The rows of  $F$  come from an SAF, so  $F(a) < F(c)$ .

**Case 1.** There exists a non-empty cell  $d$  on top of  $a$ .

In this case, since  $F(b)$  is less than or equal to  $F(a)$  and  $F(c)$ ,  $F(b)$  could be inserted on top of either. Since  $F(d)$  was placed on top of  $F(a)$ , the entry  $F(d)$  must have been inserted before  $F(b)$ . So  $F(d)$  must be greater than  $F(b)$ . But this contradicts Lemma 2.5, so this contradicts the choice of  $a$  and  $c$  as the highest cells which form the bottom two cells of a type  $B$  non-inversion triple.

**Case 2.** The cell  $a$  is in the highest non-empty cell in its column.

In this case, since  $F(b)$  is less than  $F(a)$  and  $F(c)$ , we could have placed  $F(b)$  on top of  $F(a)$  instead. Placing  $F(b)$  on top of  $F(c)$  means  $F(b)$  is not situated as far to the left as it should be. Thus Case 2 cannot occur.

Therefore our process yields a filling with no descents such that all triples are inversion triples. We conclude that our process yields a skyline augmented filling,  $F$ .

Next we must show that  $F$  is the only SAF with rows  $R_1, \dots, R_k$ . Assume there is another skyline augmented filling with the same row entries  $\{R_i\}$ . Denote by  $F'$  a different skyline augmented filling whose rows contain the same entries  $\{R_i\}$  as the rows of  $F$  but in a different order.

Select the lowest row  $i$  of  $F'$  whose ordering is not equal to the ordering of row  $i$  of  $F$ . Consider the largest element of  $R_i$  whose placement in  $F'$  does not agree with its placement in  $F$ . Call this element  $\alpha$ . In  $F$ ,  $\alpha$  was placed in the leftmost possible position after all entries greater than  $\alpha$  had been placed. Therefore,  $\alpha$  must be in a cell further to the right in  $F'$ .

Say  $\alpha$  is immediately above the entry  $\beta$  in  $F$  and above  $\kappa$  in  $F'$ . Then these parts of the filling look like the picture below, where  $\delta$  and  $\epsilon$  might be empty cells.

$$\begin{array}{cc}
 \begin{array}{|c|} \hline \alpha \\ \hline \beta \\ \hline \end{array} & \begin{array}{|c|} \hline \delta \\ \hline \kappa \\ \hline \end{array} \\
 F & \\
 \end{array}
 \qquad
 \begin{array}{cc}
 \begin{array}{|c|} \hline \epsilon \\ \hline \beta \\ \hline \end{array} & \begin{array}{|c|} \hline \alpha \\ \hline \kappa \\ \hline \end{array} \\
 F' & \\
 \end{array}$$

Since  $\alpha$  is the largest cell of  $F'$  to lie in a different place from where it lies in  $F$ ,  $\epsilon$  must be less than  $\alpha$ . If the column in  $F'$  containing  $\epsilon$  and  $\beta$  were taller than the column containing  $\alpha$  and  $\kappa$ , then the triple  $\{\epsilon, \alpha, \beta\}$  would be a type  $A$  non-inversion triple in  $F'$ . So the column containing  $\alpha$  and  $\kappa$  must be taller than the column containing  $\epsilon$  and  $\beta$ . By Lemma 2.5,  $\beta < \kappa$ . But then  $\{\alpha, \beta, \kappa\}$  is a type  $B$  non-inversion triple in  $F'$ .

Regardless of which column is taller,  $F'$  contains at least one non-inversion triple. So  $F'$  is not a skyline augmented filling. Therefore the skyline augmented filling obtained through the process described above yields the only possible skyline augmented filling with the given row entries.  $\square$

Let  $\tilde{\theta}_i$  be the action of  $\theta_i$  on an individual semi-standard Young tableau. This action can be described by a matching procedure. Let  $col(T)$  be the column word of  $T$  and let  $(i+1)_1$  be the first occurrence of  $i+1$  in  $col(T)$ . Match  $(i+1)_1$  with the leftmost occurrence of  $i$  which lies to the right of  $(i+1)_1$  in  $col(T)$ . If there is no such  $i$ , the matching procedure is complete. Otherwise, continue with the next  $i+1$  and repeat until there are no more occurrences of  $i+1$ . For example, if  $col(T) = 4\ 2\ 1 \cdot 5\ 3\ 1 \cdot 4\ 2 \cdot 3$  and  $i = 2$ , then the first 3 in  $col(T)$  (read left to right) is matched to the second 2 in  $col(T)$ .

When the matching procedure is complete, send the rightmost unmatched  $i$  to  $i+1$ . The resulting word is  $\tilde{\theta}_i(T) = T'$ . If  $T \in \mathfrak{U}(\pi, \lambda)$  then either  $\tilde{\theta}_i(T) \in \mathfrak{U}(\pi, \lambda)$  or  $\tilde{\theta}_i(T) \in \mathfrak{U}(\sigma_i\pi, \lambda)$ .

**Proposition 5.1.** *There exists a map  $\Theta_i : SAF \rightarrow SAF$  such that the following diagram commutes for all SSYT  $T$ .*

$$\begin{array}{ccc}
 T & \xrightarrow{\tilde{\theta}_i} & T' \\
 \downarrow \Psi & & \downarrow \Psi \\
 F & \xrightarrow{\Theta_i} & F'
 \end{array}$$

*Proof.* Let  $F$  be an arbitrary skyline augmented filling and let  $read(F)$  be the reading word obtained by reading  $F$  left to right, top to bottom, keeping track of the rows. Find the first occurrence  $(i+1)_1$  of  $i+1$  in this word. If there exists an occurrence of  $i$  in the same row as  $(i+1)_1$ , match  $(i+1)_1$  to this  $i$ . Otherwise match this entry  $i+1$  to the first unmatched  $i$  which occurs after  $(i+1)_1$  in  $read(F)$ . If there is no such  $i$ ,  $(i+1)_1$  is unmatched and the matching process is complete. Continue this matching procedure for each  $i+1$  until either an unmatched  $i+1$  is reached or there are no more entries  $i+1$ .

Pick the rightmost unmatched  $i$ . Change it to  $i+1$ . (If there is none, then  $\Theta_i(F) = F$ .) The result is a collection of rows which differ from  $read(F)$  in precisely one entry. Lemma 5.5 provides a procedure for mapping this collection of rows to a unique SAF. This SAF is  $\Theta_i(F) = F'$ . We must show that  $\Theta_i(\Psi(T)) = \Psi(\tilde{\theta}_i(T))$ .

Given an arbitrary SSYT  $T$ , consider the skyline augmented filling  $F = \Psi(T)$ . We claim that sending the rightmost unmatched  $i$  in  $T$  to an  $i + 1$  affects the row of  $F$  which contains the rightmost unmatched  $i$  in  $\text{read}(F)$ . To see this, begin with the word  $\text{col}(T)$  and let  $i_0$  be the rightmost unmatched  $i$  in  $\text{col}(T)$ . Let  $i_1, i_2, \dots, i_m$  be the matched  $i$ 's appearing to the right of  $i_0$ , numbered from left to right.

There are at least  $k$  entries equal to  $i + 1$  between  $i_0$  and  $i_k$  for each  $k$  such that  $1 \leq k \leq m$ . Suppose an entry  $i_k$  to the right of  $i_0$  in  $\text{col}(T)$  is unmatched in  $F$ . Then at least one of the  $(i + 1)$ 's, say  $(i + 1)_r$ , which appeared to the right of  $i_0$  must be matched to an  $i = i_s$  weakly to the left of  $i_0$ . This can occur only if  $i_s$  appears in the same row as  $(i + 1)_r$  or after  $(i + 1)_r$  in  $\text{read}(F)$ .

The entry  $(i + 1)_r$  is inserted before  $i_s$ , so during the insertion of some letter  $\alpha$  the entry  $i_s$  must reach the cell immediately above  $(i + 1)_r$ . Unless the entry on top of  $(i + 1)_r$  is greater than  $i$ , the entry  $i_s$  is placed on top of  $(i + 1)_r$ . The only entry greater than  $i$  but less than or equal to  $i + 1$  is  $i + 1$ . Therefore if  $i_s$  is not row-wise above  $(i + 1)_r$ , then there exists another  $i + 1$  which could be matched to  $i_k$ . This argument can be carried out for each entry  $i$  weakly before  $i_0$  in reading order, so  $i_k$  must remain matched in  $F$ . Therefore each entry  $i_k$  appearing after  $i_0$  in  $\text{col}(T)$  remains matched in  $F$ .

The lowest candidate for a row containing an unmatched  $i$  in  $F$  is therefore the row containing  $i_0$ . However, it is possible that  $i_0$  is matched in  $F$  to some  $i + 1 = (i + 1)_2$  which was matched to some value  $i_2 \neq i_0$  in  $\text{col}(T)$ .

If this is the case, then  $(i + 1)_2$  passed  $i_2$  in  $F$  during some insertion process without bumping  $i_2$ . Then  $i_2$  is on top of some value less than  $i + 1$ , and hence  $i_2$  is on top of an entry  $i$ . Since  $(i + 1)_2$  passed every entry  $i$  between  $i_2$  and  $i_0$ , the column containing  $i_2$  contains only  $i$ 's between the row containing  $i_2$  and the row containing  $i_0$ . Therefore,  $(i + 1)_2$  is placed in the same row as  $i_0$ .

Suppose there are  $q$  such  $i$ 's in the column containing  $i_2$ . Then there must be at most  $q - 1$   $(i + 1)$ 's which are matched to these  $i$ 's in  $F$ , for otherwise there are  $q$   $(i + 1)$ 's to the right of  $q - 1$  matched  $i$ 's and one unmatched  $i$  in  $\text{col}(T)$ . If that were the case then one of the  $(i + 1)$ 's would have been matched to  $i_0$  in  $\text{col}(T)$ . Therefore the number  $(+1)$ 's which are matched to the  $i$ 's in the column containing  $i_2$  is  $p$ , where  $p < q$ .

Therefore the  $p^{\text{th}}$  highest entry  $i$  in the column containing  $i_2$  is the unmatched  $i$  in  $F$  which is converted to an  $i + 1$  during  $\Theta_i(F)$ . In  $\tilde{\theta}_i(\Psi(T))$ , the entry  $(i + 1)_0$  fills the position occupied by  $(i + 1)_2$  in  $\Psi(T)$ . Then the other values  $i + 1$  are shifted up by one row. Similarly, the second  $i$  in the column of containing  $i_2$  now occupies the position filled by  $i_0$  in  $\Psi(T)$ . So the  $i$ 's are shifted down by one row. Hence the row which appears different in  $\tilde{\theta}_i(\Psi(T))$  is the row which contains the  $p^{\text{th}}$  highest  $i$  of this column in  $\Psi(T)$ . This row contained an  $i$  in  $\Psi(T)$  but contains an  $i + 1$  in  $\tilde{\theta}_i(\Psi(T))$ . But this is precisely the row which contained the rightmost unmatched  $i$  in  $\text{read}(\Psi(T))$ , and hence the row in which an  $i$  is converted to an  $i + 1$ . So the rows affected by  $\tilde{\theta}_i$  and  $\Theta_i$  are the same.

The only way the rows of  $\Psi(T)$  and  $\Psi(\tilde{\theta}_i(T))$  could differ other than this one change would be if some letter  $\alpha$  which is inserted on top of the new  $i + 1$  in  $\Psi(\tilde{\theta}_i(T))$  cannot be placed

on top of  $i$  in  $\Psi(T)$ . This could only happen if the letter  $\alpha$  is equal to  $i + 1$ . But if  $i + 1$  is inserted in the row directly above  $i + 1$  in  $\Psi(\tilde{\theta}_i(T))$ , then this  $i + 1$  would be matched in  $\Psi(T)$  to the  $i$  which is changed to  $i + 1$ . This contradicts the fact that the  $i$  converted to an  $i + 1$  is unmatched. Therefore the rows of  $\Psi(\tilde{\theta}_i(T))$  are the same as the rows of  $\Psi(T)$  except for the altering of the rightmost unmatched  $i$ .

The map  $\Theta_i$  sends  $\Psi(T)$  to the unique SAF whose rows are identical to those of  $\Psi(T)$  other than the altering the same row which is altered in  $\Theta_i(\Psi(T))$ . Therefore  $\Theta_i(\Psi(T)) = \Psi(\tilde{\theta}_i(T))$  and the diagram commutes.  $\square$

**Lemma 5.6.** *For  $F \in NS_\gamma$ , either  $\Theta_i(F) \in NS_\gamma$  or  $\Theta_i(F) \in NS_{\sigma_i\gamma}$ . In particular,  $\Theta_i(F) \in NS_{\sigma_i\gamma}$  precisely when there are no unmatched  $(i+1)$ 's to the right of the rightmost unmatched  $i$  in  $\text{read}(F)$ .*

*Proof.* Assume that  $F \in NS_\gamma$ . If  $\Theta_i(F) = F$ , then  $\Theta_i(F) \in NS_\gamma$ . We must show that in the case where an unmatched  $i$  is sent to  $i + 1$ , the resulting skyline augmented filling is either in  $NS_\gamma$  or in  $NS_{\sigma_i\gamma}$ . The map  $\Theta_i$  affects the lowest (row-wise) unmatched  $i$ , denoted  $i_0$ , in  $F$ . Suppose there are no occurrences of the letter  $i$  in the row directly below the row  $r$  containing the converted  $i$ , denoted  $(i + 1)_0$  in  $\Theta_i(F)$ . Then  $(i + 1)_0$  is mapped to the same position in  $\Theta_i(F)$  as  $i_0$  in  $F$ . If there are no  $i + 1$ 's in the row  $r + 1$  above  $r$ , then the entries in row  $r + 1$  are sent to the same positions as in  $F$ , and so the shape is still  $\gamma$ .

If there exists an  $i + 1 = (i + 1)_{r+1}$  in row  $r + 1$ , then there must be an  $i$  in row  $r + 1$ , for otherwise  $(i + 1)_{r+1}$  would be matched to the  $i_0$  in row  $r$ . If  $(i + 1)_{r+1}$  lies to the left of  $i_0$  in  $F$ , then it is mapped to the same position in  $\Theta_i(F)$  and everything remains the same. Otherwise, it will be placed on top of the  $i + 1 = (i + 1)_0$  which replaced  $i_0$ . Then the  $i = i_{r+1}$  in row  $r + 1$  will be placed in the position previously occupied by  $i + 1$ . The only entries in row  $r + 2$  affected by this change are  $i$  and  $i + 1$ . Again, if there is an  $i + 1 = (i + 1)_{r+2}$  in row  $r + 2$  then there must be an  $i = i_{r+2}$  in row  $r + 2$ . By similar reasoning, the positions of the  $i$  and the  $i + 1$  will switch, but all other entries remain in the same position as in  $F$ . Therefore the heights of the columns containing  $i_0$  and  $(i + 1)_0$  remain the same. If there are no occurrences of the entry  $i$  in row  $r - 1$ , then the shape of the result is  $\gamma$  regardless of the entries in higher rows.

Next suppose there exists an  $i = i_{r-1}$  in the row  $r - 1$  directly below  $i_0$ . There must also be an  $i + 1 = (i + 1)_{r-1}$  in row  $r - 1$ , since  $i_{r-1}$  is matched. If  $(i + 1)_{r-1}$  appears to the left of  $i_{r-1}$ , then  $i_0$  could not have been on top of  $i_{r-1}$  in  $F$ , because  $i_0$  would reach the empty cell on top of  $(i + 1)_{r-1}$  first and could not be bumped since there is no  $i + 1$  in row  $r$  of  $F$ . Therefore,  $(i + 1)_0$  is mapped to the same cell in  $\Theta_i(F)$  as  $i_0$  in  $F$ . In this case, we are back in the previous situation.

Finally assume that  $i_{r-1}$  appears to the left of  $(i + 1)_{r-1}$  in  $F$ . If the column containing  $(i + 1)_{r-1}$  is strictly taller than the column containing  $i_{r-1}$ , then the entry on top of  $(i + 1)_{r-1}$  must be equal to  $i + 1$  to ensure a type  $B$  inversion triple. But this contradicts the fact that there are no  $i + 1$  entries in row  $r$ .

Therefore the column containing  $i$  is weakly taller than the column containing  $i + 1$ . The entry below  $i$  must be less than  $i + 1$  to ensure that these three cells are a type  $A$  inversion

triple. This entry must also be greater than or equal to  $i$  to avoid descents. Hence it must be equal to  $i$ , denoted  $i_{r-2}$ . There must be an  $i+1 = (i+1)_{r-2}$  in row  $r-2$ , since  $i_{r-2}$  is matched in  $F$ . Since  $F$  is a non-attacking filling,  $(i+1)_{r-2}$  must appear weakly to the right of  $(i+1)_{r-1}$ . The entry  $\alpha$  immediately below  $(i+1)_{r-1}$  must have  $\alpha \geq i+1$ . By Lemma 2.5, the column containing  $(i+1)_{r-1}$  must be weakly taller than the column containing  $(i+1)_{r-2}$  if the columns are distinct. This implies that the column containing  $i_{r-2}$  is weakly taller than the column containing  $(i+1)_{r-2}$ . This again implies that the entry below  $i_{r-2}$  is  $i$ . Continuing in this manner, we have a column consisting only of  $i$ 's, so this must be the  $i^{th}$  column. Since there must be an  $i+1$  in each of these rows, there must be an  $i+1$  in the first row. Any entry in the bottom row lies on top of its corresponding entry in the basement row. Therefore the  $i+1$  in the bottom row is in the  $(i+1)^{th}$  column. This entry is weakly to the right of the other  $(i+1)$ 's. Since it is immediately to the right of the  $i^{th}$  column, this means that the  $(i+1)^{th}$  column contains only the entries  $i+1$  until the  $r^{th}$  row.

The entry  $i_0$  cannot lie strictly to the right of  $i_{r-1}$  since  $F$  is non-attacking. But it cannot lie strictly to the left of the  $i^{th}$  column without creating a descent. Therefore  $i_0$  is in the  $i^{th}$  column. Sending  $i_0$  to  $i+1 = (i+1)_0$  moves it from the  $i^{th}$  column in  $F$  to the  $(i+1)^{th}$  column in  $\Theta_i(F)$ . If an entry appears in row  $r$  of  $F$  on top of  $(i+1)_{r-1}$ , then this entry appears on top of  $i_{r-1}$  in  $\Theta_i(F)$ . The other entries in row  $r$  appear in the same positions in  $F$  and  $\Theta_i(F)$ .

There are no unmatched  $(i+1)$ 's in the row  $r+1$  above  $r$ , since they would be matched to  $i_0$ . If there is an  $i = i_{r+1}$  in the row above  $r$  and no  $i+1$ , then  $i_{r+1}$  appears on top of  $(i+1)_0$  in  $\Theta_i(F)$  and on top of  $i_0$  in  $F$ . Any entry which appears on top of the cell in row  $r$  of column  $i+1$  of  $F$  appears in row  $r$  of column  $i$  of  $\Theta_i(F)$ . The remaining entries in row  $r$  appear in same positions in  $F$  and  $\Theta_i(F)$ .

If both  $i$  and  $i+1$  appear in row  $r+1$  of  $F$ , the entry  $i+1 = (i+1)_{r+1}$  is placed on top of  $(i+1)_0$  and  $i_{r+1}$  is placed in the position occupied by  $(i+1)_{r+1}$  in  $F$ . The remaining entries appear in the same position in  $F$  and  $\Theta_i(F)$ .

If neither  $i$  nor  $i+1$  appears in row  $r+1$  of  $F$ , then the rest of the column containing  $(i+1)_0$  is the same as the rest of the  $i_0$  column in  $F$ . The other entries of row  $r+1$  appear in the same position in  $F$  and  $\Theta_i(F)$ .

In each of the above cases, the only columns which differ are the  $i^{th}$  column and the  $(i+1)^{th}$  column. These columns are permuted in  $\Theta_i(F)$ . Therefore  $\Theta_i$  permutes the  $i^{th}$  and  $(i+1)^{th}$  column, resulting in shape  $\sigma_i\gamma$ . This case occurs only when there are no unmatched  $(i+1)$ s after the rightmost unmatched  $i$  (in reading order), for each  $(i+1)$  which appears in a row  $s$  lower than  $r$  is matched to the  $i$  in row  $s$ .  $\square$

**5.4. Proof of Theorem 1.3.** We are now ready to prove that the standard bases of Lascoux and Schützenberger are equivalent to the nonsymmetric Schur functions.

*Proof.* Fix a partition  $\lambda$  and argue by induction on the length of the permutation  $\pi$  in  $\mathfrak{U}(\pi, \lambda)$ . First let  $\pi$  be the identity. Then  $\mathfrak{U}(\pi, \lambda)$  is the dominant monomial. Consider  $\lambda$  as a composition of  $n$  into  $n$  parts by adding zeros to the right if necessary. Each cell  $a$  in  $\lambda_1$  must have  $F(a) = 1$ , for otherwise there would be a descent. If the second column contained a cell

$b$  such that  $F(b) = 1$ , this cell and the cell beside it in first column would be attacking. To avoid descents, each cell  $b$  in the second column must have  $F(b) \leq 2$ . Therefore each cell  $b$  in the second column has  $F(b) = 2$ . Continuing inductively, we see that each cell  $c$  in the  $i^{th}$  column must have  $F(c) = i$ . To see that this is indeed an SAF, we need only to check type  $A$  triples. But if the two cells in the left-hand column are equal and less than the cell in the right-hand column, the result is a type  $A$  inversion triple. Therefore, the  $NS_\lambda = \mathfrak{U}(id, \lambda)$ .

Next assume that  $\mathfrak{U}(\pi, \lambda) = NS_{\pi(\lambda)}$ , where  $\pi(\lambda)$  is the permutation  $\pi$  applied to the columns of  $\lambda$  when  $\lambda$  is considered as a composition of  $n$  into  $n$  parts. The monomials in  $\mathfrak{U}(\sigma_i \pi, \lambda)$  are the images of monomials of  $\mathfrak{U}(\pi, \lambda)$  whose image under (possibly multiple applications of)  $\tilde{\theta}_i$  is not a monomial of  $\mathfrak{U}(\pi, \lambda)$ . Pick some such monomial of  $\mathfrak{U}(\pi, \lambda)$  which maps to  $\mathfrak{U}(\sigma_i \pi, \lambda)$ , represented by the SSYT  $T$  such that  $\tilde{\Theta}_i(T) \in \mathfrak{U}(\sigma_i \pi, \lambda)$ . By Proposition 5.1,  $\Psi(\tilde{\theta}_i(T)) = \Theta_i(\Psi(T))$ . Since  $\Psi(T) \in NS_{\pi(\lambda)}$ , Lemma 5.6 implies that  $\Theta_i(\Psi(T)) \in NS_{\pi(\lambda)}$  or  $\Theta_i(\Psi(T)) \in NS_{\sigma_i \pi(\lambda)}$ . If  $\Theta_i(\Psi(T)) \in NS_{\pi(\lambda)}$ , then  $\Psi(\tilde{\theta}_i(T)) \in NS_{\pi(\lambda)}$ , so  $\tilde{\theta}_i(T) \in \mathfrak{U}(\pi, \lambda)$  because  $\mathfrak{U}(\pi, \lambda) = NS_{\pi(\lambda)}$  by the inductive hypothesis. This contradicts the assumption that  $\tilde{\theta}_i(T) \in \mathfrak{U}(\sigma_i \pi, \lambda)$ , so  $\Theta_i(\Psi(T)) \in NS_{\sigma_i \pi(\lambda)}$ . Therefore,  $\mathfrak{U}(\sigma_i \pi, \lambda) \subseteq NS_{\sigma_i \pi(\lambda)}$ .

Let  $F$  be a monomial in  $NS_{\sigma_i \pi(\lambda)}$ . Consider  $read(F)$ . Match the occurrences  $i$  and  $i + 1$  of  $F$  as in Proposition 5.1 above. Find the leftmost unmatched  $i + 1 = (i + 1)_0$ . Send it to  $i$  and map the row entries to an SAF according to the procedure in Lemma 5.5. The resulting reading word is the reading word of an SAF  $F'$  where this  $i = i_0$  is the rightmost unmatched  $i$ . (If there were any unmatched values of  $i$  to the right of  $i_0$  in  $read(F)$ , they would have been matched to  $(i + 1)_0$  in  $read(F)$ . If  $i_0$  were matched to some  $i + 1$  to its left, this  $i + 1$  would be an unmatched  $i + 1$  in  $read(F)$  farther left than the selected  $i + 1$ .) Therefore  $\Theta_i(F') = F$ . If  $F' \in NS_{\pi(\lambda)}$ , then  $\Psi^{-1}(F) = T$  is the semi-standard Young tableau in  $\mathfrak{U}(\pi, \lambda)$  such that  $\tilde{\theta}_i(T)$  maps to  $F$ . Otherwise, repeat the procedure on  $F'$  until an element of  $NS_{\pi(\lambda)}$  is reached. This happens eventually since by Lemma 5.6, an element of  $NS_{\pi(\lambda)}$  is sent by  $\Theta_i$  to an element of  $NS_{\sigma_i \pi(\lambda)}$  precisely when there are no unmatched  $(i + 1)$ s to the right of the rightmost unmatched  $i$  in  $read(F)$ .  $F'$  satisfies this condition when the leftmost unmatched  $i + 1$  in  $F$  is also the rightmost unmatched  $i + 1$ . Since the number of  $i$ 's in  $F$  must be less than or equal to the number of  $(i + 1)$ 's, this will eventually occur. Therefore  $NS_{\sigma_i \pi(\lambda)} \subseteq \mathfrak{U}(\sigma_i \pi, \lambda)$ . So  $NS_{\sigma_i \pi(\lambda)} = \mathfrak{U}(\sigma_i \pi, \lambda)$ .  $\square$

Theorem 1.3 provides a non-inductive construction of the standard bases. In particular, given a partition  $\lambda \vdash n$  and a permutation  $\pi \in S_n$ , first consider  $\lambda$  as a composition of  $n$  into  $n$  parts by adding zeros to the right if necessary. Then apply the permutation  $\pi$  to the columns of  $I$  to get the shape  $\pi(\lambda)$ . Finally, determine all skyline augmented fillings of the shape  $\pi(\lambda)$ . The monomials given by the weights of these SAFs are the monomials of  $\mathfrak{U}(\pi, \lambda)$ .

Recall that the standard basis  $\mathfrak{U}(\pi, \lambda)$  is equal to the sum of the weights of all SSYT with right key  $K(\pi, \lambda)$ . Therefore all of the SSYT which map to an SAF of shape  $\pi(\lambda)$  have the same right key,  $K(\pi, \lambda)$ . The *super SAF* (denoted  $super(\gamma)$ ) of a composition  $\gamma$  is the SAF of

shape  $\gamma$  whose  $i^{th}$  column contains only the entries  $i$ . Theorem 1.3 provides a simple method to determine the right key of a semi-standard Young tableau.

**Corollary 5.7.** *Given an arbitrary SSYT  $T$ , let  $\gamma$  be the shape of  $\Psi(T)$ . Then  $K_+(T) = key(\gamma)$ .*

*Proof.* We must show that the map  $\Psi : SSYT \rightarrow SAF$  sends a key  $T$  to  $super(\gamma)$ , where  $\gamma$  is the composition  $content(T)$ . Prove this by induction on the number of columns of  $T$ . If  $T$  has only one column,  $C_1 = \alpha_1 \alpha_2 \dots \alpha_j$ , then this column maps to a filling  $F$  with one row such that the  $\alpha_i^{th}$  column contains the entry  $\alpha_i$ . This is precisely  $super(content(T))$ .

Next, assume that  $\Psi(T) = super(content(T))$  for all keys  $T$  with less than or equal to  $m - 1$  columns. Let  $S$  be a key with  $m$  columns. After the insertion of the rightmost  $m - 1$  columns, the figure is  $super(content(S \setminus C_1))$  by the inductive hypothesis. We must show that inserting the first column produces  $super(content(S))$ .

Let  $C_1 = \alpha_1 \alpha_2 \dots \alpha_l$ . The last entry,  $\alpha_l$  to be inserted, must be inserted on top of the  $\alpha_1^{th}$  column, since all other columns contain strictly smaller entries. Therefore if  $\alpha_2$  is inserted here during a previous step,  $\alpha_2$  is bumped to the  $\alpha_2^{th}$  column. If not, then  $\alpha_2$  was already on top of the  $\alpha_2^{th}$  column, since all other columns contain entries which are strictly smaller than  $\alpha_2$ . Continuing in this manner we see that after all elements of  $C_1$  have been inserted, the element  $\alpha_i$  must lie on top of the  $\alpha_i^{th}$  column. Therefore  $\Psi(S) = super(content(S))$ .

Since  $super(\pi(\lambda)) \in \mathfrak{U}(\pi, \lambda)$ , each SSYT which maps to an SAF of shape  $\pi(\lambda)$  has the same right key as  $super(\pi(\lambda))$ . Therefore, if  $T \in \mathfrak{U}(\pi, \lambda)$ , then  $key(T) = key(\pi(\lambda))$ .  $\square$

For example, the SSYT  $T$  of Example 3.4 has right key  $11 \ 10 \ 8 \ 7 \ 5 \ 3 \cdot 11 \ 10 \ 8 \ 5 \ 3 \cdot 10 \ 8 \ 5 \ 3 \cdot 10 \cdot 10$  since it maps to a SAF of shape  $(0, 0, 3, 0, 3, 0, 1, 3, 0, 5, 2, 0, 0, 0, 0, 0, 0)$ .

This is a simple and quick procedure for calculating the right key of any SSYT which facilitates the computation of key polynomials and Schubert polynomials. In particular, let  $\gamma$  be a composition which rearranges a partition  $\lambda$ . The *key polynomial*  $\kappa_\gamma$  is given by the weights of all semi-standard Young tableaux  $T$  of shape  $\lambda$  such that  $K_+(T) \leq key(\gamma)$ . Therefore

$$\kappa_\gamma = \sum_{\alpha \geq \gamma} NS_\alpha,$$

where the order is the Bruhat order on compositions. The Schubert polynomials can be written as a sum of certain key polynomials. Reiner and Shimozono [10] provide an elegant treatment of this and other connections between Schubert polynomials and key polynomials, as well as several new combinatorial interpretations of key polynomials.

## REFERENCES

- [1] Michel Demazure. Désingularisation des variétés de Schubert généralisées. *Ann. Sci. École Norm. Sup. (4)*, 7:53–88, 1974. Collection of articles dedicated to Henri Cartan on the occasion of his 70th birthday, I.
- [2] Michel Demazure. Une nouvelle formule des caractères. *Bull. Sci. Math. (2)*, 98(3):163–172, 1974.
- [3] J. Haglund, M. Haiman, and N. Loehr. A combinatorial formula for Macdonald polynomials. *J. Amer. Math. Soc.*, 18(3):735–761 (electronic), 2005.

- [4] J. Haglund, M. Haiman, and N. Loehr. A combinatorial formula for Non-symmetric Macdonald polynomials. *pre-print*, 2005. [arXiv.org/abs/math.CO/0601693](http://arXiv.org/abs/math.CO/0601693).
- [5] J. Haglund, M. Haiman, and N. Loehr. Combinatorial theory of Macdonald polynomials. I. Proof of Haglund’s formula. *Proc. Natl. Acad. Sci. USA*, 102(8):2690–2696 (electronic), 2005.
- [6] Donald E. Knuth. Permutations, matrices, and generalized Young tableaux. *Pacific J. Math.*, 34:709–727, 1970.
- [7] Alain Lascoux and Marcel-Paul Schützenberger. Sur une conjecture de H. O. Foulkes. *C. R. Acad. Sci. Paris Sér. A-B*, 286(7):A323–A324, 1978.
- [8] Alain Lascoux and Marcel-Paul Schützenberger. Keys & standard bases. In *Invariant theory and tableaux (Minneapolis, MN, 1988)*, volume 19 of *IMA Vol. Math. Appl.*, pages 125–144. Springer, New York, 1990.
- [9] I. G. Macdonald. A new class of symmetric functions. *Actes du 20<sup>e</sup> Séminaire Lotharingien, Publications I. R. M. A.*, 372/S-20:131–171, 1988.
- [10] Victor Reiner and Mark Shimozono. Key polynomials and a flagged Littlewood-Richardson rule. *J. Combin. Theory Ser. A*, 70(1):107–143, 1995.
- [11] C. Schensted. Longest increasing and decreasing subsequences. *Canad. J. Math.*, 13:179–191, 1961.
- [12] Richard P. Stanley. *Enumerative combinatorics. Vol. 2*, volume 62 of *Cambridge Studies in Advanced Mathematics*. Cambridge University Press, Cambridge, 1999. With a foreword by Gian-Carlo Rota and appendix 1 by Sergey Fomin.

DEPARTMENT OF MATHEMATICS, UNIVERSITY OF PENNSYLVANIA, PHILADELPHIA, PA, 19104

*E-mail address*: [sarahm2@math.upenn.edu](mailto:sarahm2@math.upenn.edu)

*URL*: <http://www.math.upenn.edu/~sarahm2>