

# ON THE ALGEBRAIC STRUCTURE OF BAR-NATAN'S UNIVERSAL GEOMETRIC COMPLEX AND THE GEOMETRIC STRUCTURE OF KHOVANOV LINK HOMOLOGY THEORIES

GAD NAOT

**Abstract.** We determine the exact algebraic structure underlying the geometric complex associated to a link in Bar-Natan's geometric formalism of Khovanov's link homology theory ( $n = 2$ ). We find a complex isomorphism which reduces the complex to one in a much simpler category. This reduction enables us to specify exactly the amount of information held in the geometric complex associated to a link, and thus to determine precisely its universality properties for link homology theories. We also determine its strength as an invariant (up to homotopy) of links relative to the different topological quantum field theories (TQFTs) used to create link homology. We identify the most general (universal) TQFT that can be used to create link homology and find that it is "smaller" than what was previously reported by Khovanov as the universal link homology theory. We give a new method of extracting all other link homology theories (including Khovanov's universal TQFT) directly from the universal geometric complex, including new theories that hold a controlled amount of information. We achieve these goals with the motivation of a complete classification of surfaces (with boundaries) modulo the 4TU/S/T relations, a process involving the introduction of genus generating operators. These operators enable us to explore the relation between the geometric complex and its algebraic structure. We are also able to further explore the relation between the algebraic structure of the geometric theory and the topological interpretation of the various TQFTs applied to it.

## 1. Introduction

During the recent few years, starting with [Kho2], Khovanov type link homology theory has established itself as a dominant new field of research within link invariants theory. Creating a homology theory associated to each link, whose Euler characteristic is the Jones polynomial, has proven itself to be a stronger invariant with many advantages such as functorial properties regarding link cobordisms. Together with the development of the algebraic language used in the categorification process (the Khovanov type link homology theories) emerged a geometric/topological formalism describing the entire process, due to Bar-Natan. Initiating with the task of clarifying [Kho2] and giving a visual geometric description for "standard" Khovanov link homology, Bar-Natan's geometric formalism has evolved into a theory of its own, presented recently in [BN1]. Using a fundamental geometric language it is shown how to create an underlying framework for Khovanov type link homology theories, which unifies, simplifies and in many ways generalizes, much of the work done before.

Though we assume familiarity with the main idea presented in [BN1], the basic notion is as follows. Given a link diagram  $D$  one builds the cube of resolutions from it (a cube built of all possible 0 and 1 smoothings of the crossings). The edges of the cube are then given certain surfaces (cobordisms) attached to them (with the appropriate signs). The entire cube is

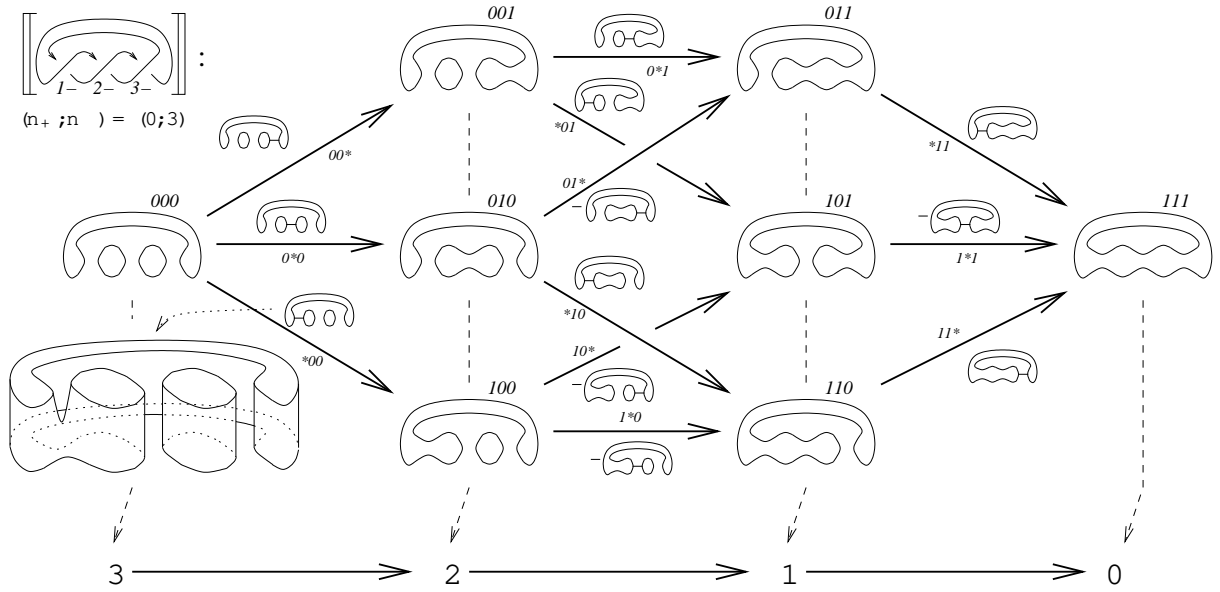


Figure 1. A reminder of Bar-Natan's complex in the geometric formalism. See [BN1].

"summed" into a complex (in the appropriate geometric/topological category) while taking care of some degree issues. We will call this complex the (Bar-Natan's) geometric complex throughout the paper. Figure 1 should serve the reader as a reminder of the process. The full description of it can be found in chapter 2 of [BN1].

Thus in this theory one gets a link invariant in  $\text{Kom}_{\text{en}}(\text{Mat}(\text{Cob}_{-1}))$ , the category of complexes, up to homotopy, built from columns and matrices of objects and morphisms (respectively) taken from  $\text{Cob}_{-1}$ .  $\text{Cob}_{-1}$  is the category of 2-dimensional (orientable) cobordisms between 1 dimensional objects (circles), where we allow formal sums of cobordisms over some ground ring, modulo the following local relations:

$$\text{The 4TU relation : } \begin{array}{c} 1 \\ \text{---} \\ 3 \end{array} \begin{array}{c} 2 \\ \text{---} \\ 4 \end{array} + \begin{array}{c} \text{---} \\ \text{---} \end{array} = \begin{array}{c} \text{---} \\ \text{---} \end{array} + \begin{array}{c} \text{---} \\ \text{---} \end{array}$$

$$\text{The S relation : } \begin{array}{c} \text{---} \\ \text{---} \end{array} = 0$$

$$\text{The T relation : } \begin{array}{c} \text{---} \\ \text{---} \end{array} = 2:$$

It was shown that the 4TU relation is equivalent to each of the following relations:

$$\begin{array}{l} 3S_1 : \\ 3S_2 : \end{array} \begin{array}{c} \text{---} \\ \text{---} \end{array} + \begin{array}{c} \text{---} \\ \text{---} \end{array} = \begin{array}{c} \text{---} \\ \text{---} \end{array} + \begin{array}{c} \text{---} \\ \text{---} \end{array} \quad \begin{array}{c} \text{---} \\ \text{---} \end{array} + \begin{array}{c} \text{---} \\ \text{---} \end{array} = 0$$

0, 120, 240 rotations

When 2 is invertible in the ground ring we work over, the 4TU relation is also equivalent to the neck cutting relation :

$$2 \text{ (neck cut) } = \text{ (pinch) } + \text{ (pinch) }$$

Using these relations, a general theory was developed in which invariance proofs became easier and more general, and homology theories (TQFTs) became more natural (one gets them by applying "tautological" functors on the geometric complex). These homology theories also gained a pure geometric interpretation attached to them. Though studied intensively in [BN1], the full scope of the geometric theory was not explored, and only various reduced cases, with extra relations put and ground ring adjusted, were used in connection with TQFTs and homology calculations. A full understanding of the interplay between TQFTs used to create different link homology theories and the underlying geometric interpretation was not achieved although the research on the TQFT side is considerably advanced [Khol].

The objectives of this paper are to explore the full geometric theory (by this we mean working over  $\mathbb{Z}$  with no extra relations) in order to answer the following questions:

What is the algebraic structure governing the full geometric theory? How does the category  $\text{Cob}_{-1}$  look like and what can we do with this information?

In what sense exactly is the geometric theory universal? Does the full universal theory hold more information than the different Khovanov type link homology theories applied to it?

What is the interplay between the different link homology theories (TQFTs) and their geometric interpretation (via the geometric complex)?

We start (chapter 2) by classifying surfaces (with boundary) modulo the 4TU/S/T relations, and thus getting hold on the way the underlying category, that the geometric complex is built from, looks like. The main tools of this chapter will be using genus generating operators in order to extend the ground ring. We prove a useful lemma regarding the free move of 2-handles between components of surfaces in  $\text{Cob}_{-1}$  and using the genus generating operators we get a simple classification of surfaces. We present a reduction formula for surfaces in terms of a family of free generators we identify. Chapter 2 introduces the topological/geometric motivation for the rest of the paper. The main results of this paper are in Chapters 3 and 4.

In chapter 3 we construct a reduction of the complex associated to a link in the general theory. We build an isomorphism of complexes and find that the invariant complex associated to a link is isomorphic to one that lives in a simpler category. This category has only one object, and the entire complex is composed of columns of that single object. The complex maps are matrices with monomial entries in one variable ( $H$ ). This variable is a genus generating operator.

This isomorphism gives us an immediate result regarding the underlying algebraic structure of the universal geometric theory. It presents us with a "pre-TQFT" structure of purely geometric/topological nature. It turns out that the underlying structure of the full geometric complex associated to a link, over  $\mathbb{Z}$ , is the same as the one given by the co-reduced link

homology theory using the following TQFT :

$$\begin{array}{c}
 ( \\
 1 : \quad \begin{array}{ccccccc}
 v_+ & \mathbb{T} & v_+ & v & + & v & v_+ \\
 v & \mathbb{T} & v & v & & & H v_+
 \end{array}
 \end{array}
 \quad
 \begin{array}{c}
 ( \\
 m_1 : \quad \begin{array}{ccccccc}
 v_+ & v & \mathbb{T} & v & v_+ & v_+ & \mathbb{T} & v_+ \\
 v & v_+ & \mathbb{T} & v & v & v & \mathbb{T} & H v
 \end{array}
 \end{array}$$




In chapter 4, armed with the complex reduction above and the underlying algebraic structure, we start exploring the most general TQFTs that can be applied to the universal geometric complex to get a link homology theory. We also study the interplay between these TQFTs, their geometric interpretations and the geometric complex. This will result in a theorem which states that the above co-reduced TQFT structure is the universal TQFT as far as information in link homology is concerned.

In chapter 4 we also get a new procedure of extracting other TQFTs directly from the geometric complex. This process is called promotion and can be used to get unfamiliar homology theories which contain the information coming only from surfaces up to a certain genus (in some sense a perturbation expansion in the genus), thus extrapolating between the standard Khovanov link homology theory and our universal one. This simplifies, completes and takes into a new direction some of the results of [Kho1]. Our paper also generalizes some of the results of [BN1] and completes it in some respects.

1.1. Acknowledgments. This research is done as part of the author's PhD research at the University of Toronto (Ontario, Canada). The author wishes to thank Prof. Bar-Natan for his endless support.

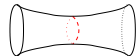


## 2. Classification of surfaces modulo the 4TU, S and T relations | the morphism groups of $\text{Cob}_{-1}$

Bar-Natan's geometric complex, an invariant of links and tangles, takes values in the category  $\text{Kom}_{\text{fh}}(\text{Mat}(\text{Cob}_{-1}))$ . We wish to study this category, as well as similar ones, in order to learn more about the invariant. The fact that this invariant has some universality properties for link homology theories (Khovanov Homology type) makes the agenda of exploring its algebraic structure interesting. This is because of the implications it might have on any link homology theory and the possibility that the complex is strictly stronger an invariant than any homology theory put on it. Therefore, reducing the geometric complex into a simpler complex in a simpler category might give some further insight (computationally and theoretically). This in turn requires some understanding of the structure of the category we work with. This chapter is devoted to the study of the underlying category  $\text{Cob}_{-1}$  of 2-dimensional orientable cobordisms between unions of circles. Specifically we classify all such surfaces modulo 4TU, S and T relations, which gives us the morphism groups of  $\text{Cob}_{-1}$ . The consequences motivated by the classification will be the topic of chapters 3 and 4, which contain the main results of this paper.

**2.1. Notations.** For the sake of clarity and due to the nature of the topic, we will try to put as many pictures and examples as possible. Still, one needs some formal description from time to time, thus we will need the use of some notations. Let  $g(1; 2; \dots)$  denote a surface with genus  $g$  and boundary circles  $1; 2; \dots$ . A disconnected union of such surfaces will be denoted by  $g_1(1; \dots) g_2(1; \dots)$ . If the genus of the surface or the boundary circles are not relevant for the argument at hand, they will be omitted from the notation. Whenever we have a piece of surface which looks like  we will call it a neck. If cutting a neck separates the component into 2 disconnected components then it will be a separating neck, if not then it is a non-separating neck which means it is a part of a handle on the surface. A handle on the surface looks locally like , and by 2-handle on the surface we mean a piece of surface which looks like . As said before,  $\text{Cob}_{-1}$  is a general notation for either embedded 2 dimensional cobordism in 3 dimensional space (say a cylinder, like in [BN1]) or abstract surfaces. One may choose whichever she likes, the theories (modulo the relations) are the same (see remarks on the topic in chapter 5 { odds and ends}).

**2.2. The 2-handle lemma.** We start with proving a lemma that will become useful in classifying the morphisms of  $\text{Cob}_{-1}$  { surfaces modulo the 4TU/S/T relations.

**Lemma 2.1.** In  $\text{Cob}_{-1}$  2-handles move freely between components of a surface. I.e. modulo the 4TU relation a surface with a 2-handle on one of its connected components is equal to the same surface with the 2-handle removed and glued on a different component (see the example picture below the proof for an illustration).

**Proof.** The proof is an application of the neck cutting relation (NC) which follows from the 4TU relation:  =  + . We look at a piece of surface with a


handle on and a separating neck on it which looks like




of the surface, which continues beneath the bottom circles. Applying the NC relation to the

separating neck (vertical dashed line) and to the horizontal dashed line (another separating neck) gives these two equalities:

$$\begin{array}{c} \text{cone} \\ \text{neck} \end{array} + \begin{array}{c} \text{neck} \\ \text{neck} \end{array} = 2 \begin{array}{c} \text{neck} \\ \text{neck} \end{array} = \begin{array}{c} \text{neck} \\ \text{neck} \end{array} + \begin{array}{c} \text{neck} \\ \text{cone} \end{array}$$

We get  $\begin{array}{c} \text{cone} \\ \text{neck} \end{array} = \begin{array}{c} \text{neck} \\ \text{cone} \end{array}$ . Since these are the top parts of any surface the lemma is proven. 

Notice that this lemma applies to any ground ring we work over (in  $\text{Cob}_{=1}$ ), and does not require 2 to be invertible.

Example: The following equality holds in  $\text{Cob}_{=1}$ : 

This lemma allows us to reduce the classification problem to classification of surfaces with at most one handle in each connected component. This is done by extending the ground ring  $R$  to be  $R[T]$  with  $T$  a "global" operator (i.e. acts anywhere on the surface) defined as follows:

Definition 2.2. The 2-handle operator, denoted by  $T$ , is the operator that glues a 2-handle somewhere on a surface (anywhere).

Examples:  $T_{g_1}(\ ) = T_{g_1+2}(\ ) = T_{g_1}(\ ) T_{g_2+2}(\ )$  or  $T \begin{array}{c} \text{cone} \\ \text{neck} \end{array} = \begin{array}{c} \text{neck} \\ \text{neck} \end{array}$ .



Observe that since the torus equals 2 in  $\text{Cob}_{=1}$  (the  $T$  relation), multiplying a surface with  $2T$  is equal to taking the union of with the genus 3 surface:

$$2T = T \oplus = [ \infty ]$$

This way of thinking (defining operators that create genus) and the geometric interpretations that follow will be important when we discuss topological quantum field theories and homology theories put on the geometric complex. The 2-handle operator is given degree 4 according to [BN1] degrees conventions. We hope for no confusion between the  $T$  relation and the 2-handle operator  $T$ .

2.3. Classification of surfaces modulo  $4TU/S/T$ . We turn now to the classification of morphisms in  $\text{Cob}_{=1}$ . We consider two cases: over  $\mathbb{Z}[\frac{1}{2}]$  (or  $\mathbb{Q}$ ), where the number 2 is invertible, and the general case over  $\mathbb{Z}$  (from which we can get all the cases over finite cyclic groups).

2.3.1. Classification of surfaces over  $\mathbb{Z}[\frac{1}{2}]$ . We start with the simpler case where 2 is invertible. This case can be considered as a toy model and can be skipped at first reading { the section contains the proof to the following proposition:

Proposition 2.3. Over the extended ring  $\mathbb{Z}[\frac{1}{2}; T]$ , where  $T$  is the 2-handle operator, the morphisms of  $\text{Cob}_{=1}$  (surfaces modulo  $S$ ,  $T$  and  $4TU$  relations) are generated freely by unions of surfaces with exactly one boundary component and genus 0 or 1 (; ) , together with the empty cobordism.

Proof.

Given a surface with (possibly) few connected components and with (possibly) few boundary circles we can apply the 2-handle lemma and reduce it to a surface that has at most genus 1 (ie one handle) in each connected component. This is done by extending the ground ring we work over to  $\mathbb{Z}[\frac{1}{2}; T]$ , where  $T$  is the 2-handle operator defined and discussed above.

When  $2$  is invertible the  $4TU$  relation is equivalent to the NC relation, and by dividing the relation equation by  $2$  we see that we can cut any neck and replace it by the right hand side of the equation :  $\text{neck} = \frac{1}{2} (\text{neck} \cup \text{circle}) + \frac{1}{2} (\text{circle} \cup \text{neck})$ . We will mod out this relation now and reduce any surface into a combination of free generating surfaces. We must make sure that the reduction uses only the NC relation. Moreover the reduction must be well defined (take the NC relation to zero), thus securing the remaining generators from any relations.

Let us first look at the classification of surfaces with no boundary at all. These are easy to classify due to the  $S$  and  $T$  relations. Using the NC relation it is easy to show that  $2g = 0$  and with  $2$  invertible  $g = 0$ . Thus we can consistently extend the ground ring with the operator  $T$  and get:  $g = T^{\frac{g}{2}} \text{circle} = 0$  for  $g$  even, and  $g = T^{\frac{g-1}{2}} \text{circle} = 2T^{\frac{g-1}{2}}$  for  $g$  odd. Thus every surface with no boundary is reduced to a ground ring element. Allowing the empty cobordism ("empty surface"), every closed surface will reduce to it over  $\mathbb{Z}[\frac{1}{2}; T]$  ( $T$  does not operate on the empty surface though).

Now, when cutting a separating neck in a component, one reduces a component into two components at the expense of adding handles. Thus using only the NC relation, over  $\mathbb{Z}[\frac{1}{2}; T]$ , every surface reduces to a sum of surfaces whose components contain exactly one boundary circle and at most one handle.

The reduction can be put in a formula form, considered as a map taking a surface  $g(i_1; \dots; i_n)$  into a combination of generators (a sum of unions of surfaces with one boundary circle and genus 0 or 1) :

The Surface Reduction Formula Over  $\mathbb{Z}[\frac{1}{2}; T]$ :

$$(1) \quad : g(i_1; \dots; i_n) \mapsto \sum_{i_1, \dots, i_n = 0; 1} \frac{1}{2^{n-1}} \sum_{X \text{ mod } 2} (g+z) \text{ mod } 2 \cdot T^{\frac{g+z}{2} \cdot c} \cdot i_1(i_1) \cdot \dots \cdot i_n(i_n)$$

where  $z$  is the number of 0's among  $i_1; \dots; i_n$ . If  $n = 0$  it is understood that the sum is dropped and replaced by  $\text{gm od } 2 \cdot T^{\frac{g}{2} \cdot c}$  times the empty surface. The formula extends naturally to unions of surfaces.

A close look at the definition will show that indeed this map uses only the NC relation to reduce the surface, in other words, the difference between the reduced surface and the original surface is only a combination of NC relations. (ie.  $(\text{reduced surface}) - (\text{original surface}) = \text{NC}$ ). To see this, one need to show that there is at least one way of using NC relations to get the formula. This can be done, for instance, by taking the boundary circles one by one, and each time cut the unique neck separating only this circle from the surface.



Last, we turn to the issue of possible relations between the generators. These can be created whenever we apply  $\Delta$  to two surfaces which are related by NC relation and get two different results. Thus the generators are free from relations if the reduction formula is well defined, i.e. respects the NC relation. This is true, as the following argument proves

$(NC) = 0$ : Look at the NC relation,  $f_{i_1+1}(\dots; g_2(\dots) + f_{i_1}(\dots) g_{2+1}(\dots) - 2 f_{i_1+g_2}(\dots; \dots)$ , where  $f = f_{i_1}; \dots; i_n g$  and  $g = f_{j_1}; \dots; j_m g$  denote families of boundary circles. Apply the formula everywhere:  $\frac{1}{2^{n+m-2}} [(g_1 + z_1 + 1 \bmod 2)(g_2 + z_2 \bmod 2) T^{\frac{g_1+z_1+1}{2} c} T^{\frac{g_2+z_2}{2} c} + (g_1 + z_1 \bmod 2)(g_2 + z_2 + 1 \bmod 2) T^{\frac{g_1+z_1}{2} c} T^{\frac{g_2+z_2+1}{2} c} - (g_1 + g_2 + z_1 + z_2 \bmod 2) T^{\frac{g_1+z_1+g_2+z_2}{2} c}] f_{i_1}(\dots) \dots i_n(\dots) j_1(\dots) \dots j_m(\dots)$  where  $z_1$  is the number of 0's among  $f_{i_1}; \dots; i_n g$ ,  $z_2$  is the number of 0's among  $f_{j_1}; \dots; j_m g$  and the sum is over these sets of indices as in formula (1). Going over all 4 options of  $(g_1 + z_1; g_2 + z_2)$  being (odd/even, odd/even) one can see the result is always 0.

Thus formula (1) gives a map from surfaces to combinations of generators. This map was shown to be well defined ( $(NC) = 0$ ), and uses only the NC relations ( $\Delta(\dots) = NC(\dots)$ ). This completes the proof.



2.3.2. Classification of surfaces over  $\mathbb{Z}$ . When 2 is not invertible the neck cutting relation is not equivalent to the 4TU relation and we need to make sure we use the "full version" of the 4TU relation in reducing surfaces into generators. The version that will be most convenient for us is the 3S1 relation. We will use the 2-handle lemma (which does not depend on the invertibility of 2), and as we will see we can extend the ground ring and identify a complete set of generators.

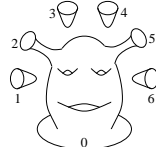
Definition 2.4. Assume a surface has at least one boundary circle. Choose one boundary circle. The component that contains the specially chosen boundary circle is called the special component. All other components will be called non-special.

Definition 2.5. The special 1-handle operator, denoted  $H$ , is the operator that adds a handle to the special component of a surface.

Note that  $T = H^2$ , though  $H$  acts "locally" (acts only on the special component) and  $T$  acts "globally" (anywhere on the surface). We extend our ground ring to  $\mathbb{Z}[\mathbb{H}]$ .

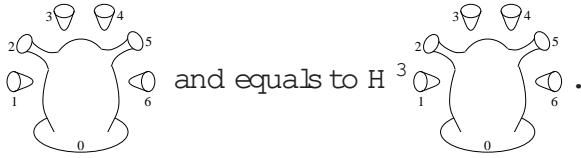
Proposition 2.6. Over the extended ring  $\mathbb{Z}[\mathbb{H}]$  (after a choice of special boundary circle) the morphisms of  $\text{Cob}_{-1}$  with one of the source/target objects non empty (i.e. surfaces modulo 4TU/S/T relations with at least one boundary circle) are generated freely by unions of a genus zero special component with any number of boundary circles and zero genus components with exactly one non-special boundary circle.  $H$  is the special 1-handle operator.

An example for a generator would be  (the special circle is at the bottom left).

Another example would be the "Shrek surface": . This surface has the special boundary circle marked with the number zero (Shrek's neck), 6 other boundary circles



(number 2 and 5 belong to the special component { the head) and 3 handles on the special component. Over the extended ring, this surface is generated by the "Shrek shadow"



The rest of section 2.3.2 is devoted to the proof of the above proposition and can also be skipped (to section 2.4) at first reading.

Proof.



Comments on the 4TU / NC relations when 2 is not invertible and some toy models. The 4TU relation  $\begin{matrix} 1 & 2 \\ \text{diagram} & \end{matrix} + \begin{matrix} 3 & 4 \\ \text{diagram} & \end{matrix} = \begin{matrix} \text{diagram} & \end{matrix} + \begin{matrix} \text{diagram} & \end{matrix}$  involves 4 sites on the surface (conveniently numbered in the picture). As was shown in [BN1] the 4TU relation is equivalent to the 3S1 relation  $\begin{matrix} \text{diagram} & \end{matrix} + \begin{matrix} \text{diagram} & \end{matrix} = \begin{matrix} \text{diagram} & \end{matrix} + \begin{matrix} \text{diagram} & \end{matrix}$  and the 3S2 relation  $\begin{matrix} \text{diagram} & \end{matrix} = 0$ , which involve only 3 sites on the surface. When 2 is invertible, there is yet a further reduction of the relation into a 2-site NC relation,  $2 \begin{matrix} \text{diagram} & \end{matrix} = \begin{matrix} \text{diagram} & \end{matrix} + \begin{matrix} \text{diagram} & \end{matrix}$ . This relation allows you, after division by 2, to cut necks thus classification is made easy. One can show that the NC relation is actually equivalent to 2 times the 4TU relation, so in a sense it is equivalent to 4TU up to 2-torsion of the 4TU equation.


The following properties of the 3S2 relation (or 3S1) holds :


1. The relation is trivially satisfied if only one connected component is involved in the relation. If only two connected components are involved then it is equivalent to the NC relation.

2. If the surface components involved in the relation has all together one boundary circle, then 3S2 is again equivalent to NC, and furthermore up to the 2-handle lemma it is trivially satisfied. This makes the classification of surfaces with only one boundary component easy. Extend the ground ring to  $\mathbb{Z}[\Gamma]$  and the generators will be  $\begin{matrix} \text{diagram} & \end{matrix}$  and  $\begin{matrix} \text{diagram} & \end{matrix}$ . One can now go one step further and use the "local" operator  $H$  that generates 1-handle on the component which has the boundary circle in it. Over  $\mathbb{Z}[\Gamma]$  there is only one generator  $\begin{matrix} \text{diagram} & \end{matrix}$ . We use the term "local" to denote the fact that it operates on one special component, chosen in advance (in this toy model we have only one boundary circle thus one choice of special component).

3. If the surface's components involved have only two boundary circles all together, then the relation is equivalent to the NC relation. We can classify now all surfaces with 2 boundary circles modulo 4TU over  $\mathbb{Z}$ . Extend the ground ring to  $\mathbb{Z}[\Gamma]$  thus reducing to components with genus 1 at most. Then, choose one of the boundary circles (call it  $\gamma_1$ ), and use the NC relation to move a handle from the component containing the other boundary circle (call it  $\gamma_2$ ) to the component containing  $\gamma_1$  (ie.  $\gamma_1(\gamma_2) = 2\gamma_1(\gamma_2) + \gamma_2(\gamma_1)$ ). This leaves us with the following generators over  $\mathbb{Z}[\Gamma]$ :  $\begin{matrix} \text{diagram} & \end{matrix}$ ,  $\begin{matrix} \text{diagram} & \end{matrix}$ ,  $\begin{matrix} \text{diagram} & \end{matrix}$  and  $\begin{matrix} \text{diagram} & \end{matrix}$  ( $\gamma$  is on


the right). This asymmetry in the way the generating set looks is caused by the symmetry breaking in the way the NC relation is applied (we chose the special circle, on the right). On the other hand it allows us again to replace the "global" 2-handle operator  $T$ , with the "local" 1-handle operator  $H$ , which operates only on the component containing  $\bullet$ . Thus, over  $\mathbb{Z}[H]$  we only have the following generators:  and . This set is symmetric again, and the asymmetry hides within the definition of  $H$ .



The place where the difference between the NC and 3S2 (or 3S1) relations comes into play is when three different components with boundary on each are involved. We would like to use, in the general case, the 3S1 relation as a neck cutting relation for the neck in the upper part of  (by replacing it with the other 3 elements in the equation). The way the relation is applied is not symmetric (not even visually), while the upper 2 sites are interchangeable the lower site plays a special role. This hints that this scheme of classification would be easier when choosing a special component of the surface. This is done by choosing a special boundary circle as in definition 2.4.

Cutting non separating necks over  $\mathbb{Z}$ . Assume first that we only use  in the 3S1 relation to cut a non-separating neck (the upper two sites remain in one connected component after the cut), and we take the lower site to be on the special component. Now, whenever we have a handle in a non-special component (dashed line on the left component in the picture below) we can move it using the 3S1 relation to the special component (the component on the right) at the price of adding surfaces that has the non-special component connected to the special component:

$$\text{Diagram 1} = \text{Diagram 2} + \text{Diagram 3} \cdot \text{Diagram 4}$$

The diagrams represent surfaces with handles and boundary circles. Diagram 1 shows a handle on a non-special component. Diagram 2 shows the handle moved to the special component. Diagram 3 and 4 show the additional surfaces added during the reduction.

After this reduction we are left with surfaces involving handles only on the special component, and the rest of the components are of genus zero (with any amount of boundary circles on them). For example , where the special circle is at the bottom left.

Cutting separating necks over  $\mathbb{Z}$ . We reached a point where the surfaces left are unions of a special component with any number of handles on it and zero genus non-special components with any possible number of boundary circles. We can still use the 3S1 relation to cut separating necks (the two upper sites in  will be on two disconnected components after the cut). We will use the relation with the upper two sites on a non-special component and the lower site on the special component. The result is separating the non-special component into two at the price of adding a handle to the special component and adding surfaces that have connecting necks between the special component and what used to be the non-special component (the other summands of 3S1). Thus, whenever we have a non-special component that has more than one boundary circle, we can reduce it to a sum of components that are either special or have exactly one boundary circle. An example for a summand in a reduced surface is , where the special circle is at the bottom left.

Ground ring extension, surface reduction formula over  $\mathbb{Z}$ . We extend our ground ring to  $\mathbb{Z}[\hbar]$ . We will put all the above discussion into one formula for reducing any surface into generators (considered as a map  $\mathbb{Z} \rightarrow \mathbb{Z}$ ). Let  $\mathcal{S}$  denote a family of boundary circles  $f_1, \dots, f_n$  and let  $S$  denote the special boundary circle. We will use  $\mathbb{Z}^2$  for any subset  $f_{i_1}, \dots, f_{i_k}$  of  $\mathcal{S}$ , and  $f_{i_{k+1}}, \dots, f_{i_n}$  for its complement in  $\mathcal{S}$ .

The Surface Reduction Formula Over  $\mathbb{Z}$ :

Special component reduction:

$$(2) \quad g(S; \dots) = \hbar^g \cdot g_0(S; \dots)$$

Non-special component genus reduction ( $g \geq 1$ ):

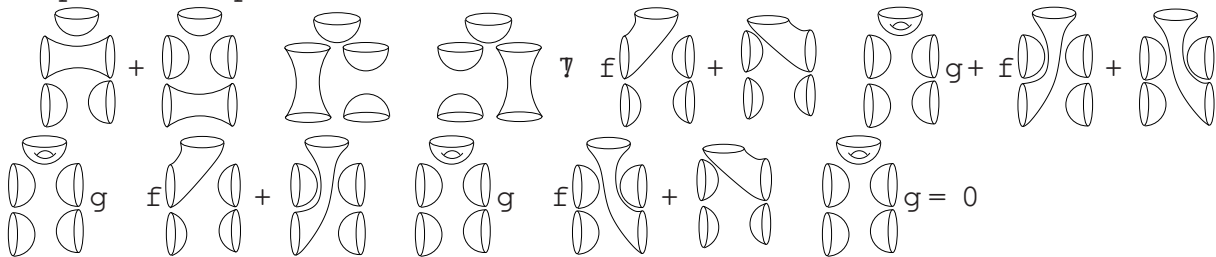
$$(3) \quad g_0(S; \dots) - g_0(\emptyset) = 2 \cdot (g \bmod 2) \cdot \hbar^{-1} g_0(S; \dots) + (-1)^g \hbar^g g_0(S; \dots) - g_0(\emptyset)$$

Non-special component neck reduction ( $n \geq 2$ ):

$$(4) \quad g_0(S; \dots) - g_0(\emptyset) = \sum_{\substack{X \\ 2 \leq k \leq n}} (-1)^{n-k} \hbar^{n-k-1} g_0(S; \dots) - g_0(f_{i_{k+1}}) - g_0(f_{i_n})$$

Formula (4) is plugged into the result of formula (3) in order to reduce any non-special component into combinations of generators. Extend the above formulas to unions of non-special components in a natural way (just iterate the use of the formula) and get a reduction of any surface into generators. The previous discussion shows that this formula uses the 3S1 relation only (i.e.  $(\text{3S1}) = 0$ ).

Finalizing the proof is done by taking the formula and checking that it is a map from surfaces to the generators (by definition) that uses only the 4TU (3S1) relations (proved by the discussion above) and that the generators are free (i.e. it is well defined). The last part can be done by a direct computation (applying the formula to all sides of a 4TU relation to get zero) or by applying a TQFT to these surfaces. By choosing a TQFT that respects the 4TU relations (like the standard  $X^2 = 0$  Khovanov TQFT) one can show that it separates these surfaces (i.e. sends them to independent module maps). The details will not be described here. We do mention that the reason for  $(\text{4TU}) = 0$  is coming from the fact that iterative application of the 3S1 relation to a 4TU relation is zero as shown by the picture below (we draw only the pieces of the surfaces that differ and add the special component on top):



This completes the proof of proposition 2.6.



2.4. Generators, dotted surfaces and geometric interpretation. How much information one needs in order to specify a generator? It is obvious from the discussion above that all one needs is to specify a special boundary circle and a partition of the other boundary circles into components of the surface. Moreover one can restrict to such partitions in which we specify on each non-special boundary whether it is a part of the special component or not. This is true because if it is not a part of the special component then it is a boundary of a disc. Thus after choosing the special circle, we mark each boundary circle left with  $v_{\pm}$ , where  $v_{+}$  means that the circle is part of a "stand alone" component (i.e. bounding a disc) and  $v_{-}$  denotes that this circle is part of the special component.

The same can be done in the less general case, where 2 is invertible. This time we don't need a special boundary circle, and each circle will be marked with  $v_{\pm}$  according to whether it is bounding a disc ( $v_{+}$ ) or bounding a genus-1 surface ( $v_{-}$ ).

With these conventions we see that each boundary circle carries an intrinsic natural "two dimensional" object (similar to a module generated by  $v_{+}$  and  $v_{-}$ ) and a general generator (surface) will look like a "tensor product" of these symbols (though we don't have any algebraic structure yet). We denote a generator in  $M$  or  $({}^m; {}^n)$  by  $v_{i_2} \cdots v_{i_m} v_{j_1} \cdots v_{j_n}$  choosing the special circle to be the left most one (where  $v_{i_1}$  should have been written).

One can stay within the geometric picture and introduce the notation of dotted surfaces (see section 11 in [BN1]). In this notation, each boundary circle of a generator is bounding a disc, and the disc is either plain or dotted (this refers to the two choices  $v_{+}$  or  $v_{-}$  above). These dots move freely on the components of a more involved surface, and the main point is that they have a geometric interpretation. In the case where 2 is invertible, a dot will mean a handle (more precisely, a handle divided by 2), while in the case over  $\mathbb{Z}$  it will mean a neck connecting the dotted component with the special component.

Whichever choice of presentation you make, it is important to understand that the geometric interpretation is the underlying language of Bar-Natan's complex, describing and constraining in some sense any other algebraic structures you might put on it (like a TQFT, for instance, to get link homology). We will see that this understanding of the category which builds the geometric complex results in some further constructions and implications.

### 3. Reduction of the geometric complex associated to a link and the underlying algebraic structure

Armed with the classification of the morphisms of  $\text{Cob}_1$  we are ready to try and simplify the complex associated to a link. We introduce an isomorphism of objects in  $\text{Cob}_1$ , known as delooping, that extends to an isomorphism in  $\text{Kom}_{\Rightarrow h} \text{Mat}(\text{Cob}_1)$ . This will reduce the complex associated to a link into one taking values in a much simpler category. One of the consequences is uncovering the underlying algebraic structure of the geometric complex. It will also prepare the grounds for discussion on the different homology theories (TQFTs for example) that can be applied to the geometric complex.

3.1. Complex reduction when 2 is invertible and some consequences. We start with the simpler case where 2 is invertible. We will use the dotted surfaces notation for simplicity (this helps to reduce the number of times  $\frac{1}{2}$  appears). Recall that a dotted surface, when 2 is invertible, has the geometric meaning of half a handle:  $\text{Dotted Sphere} = \frac{1}{2} \text{Handle}$ .

#### 3.1.1. The reduction theorem over $\mathbb{Q}$ .

**Theorem 1.** The complex associated to a link, over  $\mathbb{Q}$  (or any ground ring  $R$  with 2 invertible), is a complex in  $\text{Kom}_{\Rightarrow h} \text{Mat}(C)$ , where  $C$  is a category with one object, whose morphism group is isomorphic to  $\mathbb{Q}[\Gamma]$  (or  $R[\Gamma]$  respectively).

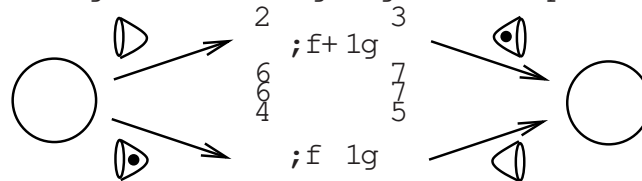
This theorem is a corollary of the following proposition, which we will prove first:

**Proposition 3.1.** In  $\text{Mat}(\text{Cob}_1)$ , when 2 is invertible, the circle object is isomorphic to a column of two empty set objects. This isomorphism extends (taking degrees into account) to an isomorphism of complexes in  $\text{Kom}_{\Rightarrow h} \text{Mat}(\text{Cob}_1)$ , where the circle objects are replaced by empty sets together with the appropriate induced complex maps.

**Remark:** The isomorphism that allows us to eliminate circles in exchange for a column of empty sets is denoted delooping.

**Proof.** (Prop.)

The proof is done by looking at the following diagram of morphisms:



It is easy to check that the compositions of the morphisms above are the identity, thus making the circle isomorphic to the column of two empty sets. One direction (from empty sets to empty sets) just follows from the S and T relations (a dotted sphere equals 1), and the other direction (from circle to circle) just follows from the NC relation  $\text{Dotted Sphere} = \frac{1}{2} \text{Handle} + \frac{1}{2} \text{Handle}$ .

This proves that the circle object is isomorphic to a column of two empty set objects in  $\text{Mat}(\text{Cob}_1)$ . The extension to the category  $\text{Kom}_{\Rightarrow h} \text{Mat}(\text{Cob}_1)$  is now straight forward by replacing every appearance of a circle by a column of two empty sets (with the degrees shifted

as shown in the picture). The induced maps are the composed maps of the isomorphism above, with the original maps of the complex.



Proof. (Thm.)

The theorem follows from the proposition. The only objects that are left now in the complex are the empty sets. This will be the one object in our category  $C$ . The induced morphisms in the reduced complex are surfaces with no boundary. Note that the isomorphism in the proposition is between objects within the category  $M \text{ at } (\text{Cob}_{-1})$  thus tautologically respects the  $4TU/S/T$  relations. One can check directly that the  $4TU$  relation is respected (since the  $4TU$  relation is a local relation in the interior of the surface and the isomorphism is done on the boundary it obviously respects it). Defining  $C$  as we just did, one needs to check that the functor from  $M \text{ at } (\text{Cob}_{-1})$  to  $M \text{ at } (C)$  is well defined (respects  $4TU$  on the morphism level) but this is obvious from the same reasons (It can be checked directly using the full classification done in the previous chapter). The classification made in the previous chapter tells us that the morphism group in  $C$  is isomorphic to  $\mathbb{Q}[T]$ , where  $T$  is the 2-handle operator. Thus the complex will look like columns of empty sets (the one object) and maps which are matrices with entries in  $\mathbb{Q}[T]$ .



Remark: One can show that the morphisms appearing in the complex associated to a link are further restricted to matrices with  $\mathbb{Z}[\frac{1}{2}; T]$  entries. Furthermore one can work with dotted surfaces and re-normalize the 2-handle operator by dividing it by 4, to get that the maps of the complex associated to a link are always  $\mathbb{Z}[T]$  matrices. Then, degree considerations will tell us immediately that the entries are only monomials in  $T$ .

This theorem extends the simplification reported in [BN2]. There, it was done in order to compute the "standard" Khovanov homology, which in the context of the geometric formalism means imposing one more relation which states that any surface having genus higher than 1 is set equal to zero (see also section 9 in [BN1]). In our context this means setting the action of the operator  $T$  to zero. When we set  $T = 0$  the complex reduces to columns of empty sets with maps being integer matrices.


3.1.2. The algebraic structure underlying the complex over  $\mathbb{Q}$ . Now that we simplified the complex significantly it is interesting to see what can we learn about the underlying algebraic structure of the complex and about the complex maps in terms of the empty sets.

As a first consequence we can see that the circle (the basic object in the complex associated with a link) carries a structure composed of two copies of another basic object (the empty set). It has to be understood that this decomposition is a direct consequence of the  $4TU/S/T$  relations and it is an intrinsic structure of the geometric complex that reflects the relations. This already suggests that any algebraic structure which respects  $4TU/S/T$  and put on the circle (for instance a Frobenius algebra, to give a TQFT) will factor into a direct sum of two identical copies shifted by two degrees (two copies of the ground ring of the algebra, say). This shows, perhaps in a slightly more fundamental way, the result given in terms of Frobenius extensions in [Khol].

We denote  $\text{;f+lg}$  by  $v_+$  (comparing to [BN1]) or  $X$  (comparing to [Khol]) and  $\text{;f-lg}$  by  $v_-$  or  $1$  (comparing accordingly). We also define a re-normalized 2-handle operator  $t$  to be



equal the 2-handle operator  $T$  divided by 4 (so now  $t = \infty = 8$ ). Note that in the category we are working right now this is just a notation, the actual objects are the empty sets and we did not add any extra algebraic structure. We also use the tensor product symbol to denote unions of empty sets and thus keeping track of degrees.

Take the pair of pants map  between  $\mathcal{C}_2$  and  $\mathcal{C}_3$ , and look at the two complexes  $\mathcal{C}_2$  and  $\mathcal{C}_3$ . Reduce these complexes using our theorem (i.e. replace the circles with empty sets columns, take the "\tensor product" of the two columns in the case of  $\mathcal{C}_2$  and replace the complex maps with the induced maps). We denote by  $m_2$  the following composition:

$$m_2 : \begin{array}{c} \mathcal{C}_2 \\ \downarrow \\ \mathcal{C}_3 \end{array} \xrightarrow{\text{isomorphism}} \begin{array}{c} \mathcal{C}_2 \\ \downarrow \\ \mathcal{C}_3 \end{array} \xrightarrow{\text{isomorphism}} \begin{array}{c} \mathcal{C}_2 \\ \downarrow \\ \mathcal{C}_3 \end{array}$$

$\mathcal{C}_2$ :  $\begin{pmatrix} v \\ v_+ \end{pmatrix}$        $\mathcal{C}_3$ :  $\begin{pmatrix} v & v \\ v & v_+ \\ v_+ & v \\ v_+ & v_+ \end{pmatrix}$

we also denote by  $m_2$  the composition in the reverse direction. By composing surfaces and using the re-normalized 2-handle operator it is not hard to see that the maps we get are:

$$m_2 : \begin{pmatrix} v_+ & v & v & v_+ \\ v & v & v & v_+ \end{pmatrix} \quad m_2 : \begin{pmatrix} v_+ & v & v & v_+ \\ v & v_+ & v & v \end{pmatrix}$$

This is exactly the algebraic structure of the generalized Lee TQFT (called sometimes the Bar-Natan TQFT). See [Lee] for the non generalized one (where  $t = 1$ ) and also section 9 in [BN1]. The above TQFT is denoted  $F_3$  in [Khol]. It is important to note that so far in our category we did not apply any TQFT or any other functor to get this structure, these maps are not multiplication or co-multiplication in an algebra. It is all done intrinsically within our category, and as we will see later it will impose restrictions on the most general type of functors one can apply to the geometric complex. One can say that the underlying structure over  $\mathbb{Q}$  is the structure of this special "pre-TQFT".

**3.2. Complex reduction over  $\mathbb{Z}$  and some consequences.** We would like to give a similar treatment for the general case over  $\mathbb{Z}$ . We will use the dotted surfaces notation again. Recall that whenever working with surfaces over  $\mathbb{Z}$  we need to pick a special boundary circle first. After doing so, we have a special component (the one containing the special boundary circle) and a dotted component means that a neck is connected between the dot and the special component. For the sake of clarity we will always draw the special circle as a line (and call it the special line). This is actually a canonical choice when working with 1-1 tangles (which we can get after cutting a knot at a marked point on it, see comments on section 3.3).

### 3.2.1. Reduction theorem over $\mathbb{Z}$ .

**Theorem 2.** The complex associated to a link, over  $\mathbb{Z}$ , is a complex in  $\text{Kom}_{\infty} M(\mathcal{C})$ , where  $\mathcal{C}$  is a category with one object whose morphism group is isomorphic to  $\mathbb{Z}$  [H].

The theorem is a corollary of the following proposition, which we will prove first:

**Proposition 3.2.** In  $M(\text{Cob}_{\geq 1})$  a non-special circle is isomorphic to a column of two empty set objects. This isomorphism extends (taking degrees into account) to an isomorphism of

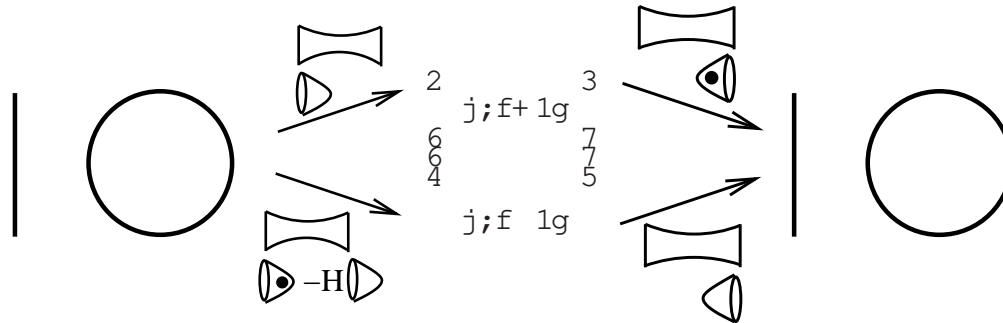


complexes in  $\text{Kom}_{=h} M \text{ at } (\text{Cob}_{=1})$  where the non-special circle objects are replaced by empty sets together with the appropriate induced complex maps.

Remark: We call this isomorphism delooping.

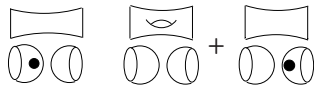
Proof. (Prop.)

The proof is done by looking at the following diagram of morphisms:




This diagram shows how to make a non-special circle disappear into a column of two empty sets, in the presence of the special line. The special line (remember it is a notation for the special circle) functions as a probe which in his presence all the other circles can be "isomorphed" into empty sets, leaving us with nothing but the special line. Note that what used to be a tube between two special circles is now drawn as a curtain between two special lines, thus a dot or the 1-handle operator  $H$  will connect a neck or add a handle to the curtain, respectively.

To prove that this is indeed an isomorphism we just need to trace the arrows and use the relations of  $\text{Cob}_{=1}$ . When composing the above diagram from  $j$  to  $j$  one gets:



(remember that  $H$  adds a handle to the special component). Modulo

the 3S1 relation this equals to  which is the identity cobordism. The other direction

is easier, using trivially the S relation (exercise). The second part of the proposition is a natural extension of the above diagram to complexes, keeping track of degrees. Replace the appearances of non-special circles by columns of empty sets and compose the above isomorphism with the original complex maps to get the induced maps.



Proof. (Thm.)

Given a link, one can mark it at one point and have a special circle (the one containing the marked point) in each appearance of an object from  $\text{Cob}_{=1}$  in the complex associated to the link. Using the proposition we can reduce this complex and replace all the non-special circles with columns of empty sets. The only thing left in the complex are columns with the special line (special circle) in its entries (this will be our one object in the category  $\mathcal{C}$ ). The morphism of that object that appear in the complex are curtains (tubes) with any genus, thus the morphism group in  $\mathcal{C}$  is isomorphic to  $\mathbb{Z}[H]$  where  $H$  is the special 1-handle operator. We get a complex made of columns of special lines, and maps which are matrices with  $\mathbb{Z}[H]$  entries. One would like to check that the functor from  $\text{Kom}_{=h} M \text{ at } (\text{Cob}_{=1})$  to  $\text{Kom}_{=h} M \text{ at } (\mathcal{C})$  is indeed well-defined (on the morphism level), but this is tautological from our definitions,

as in the proof of the theorem over  $\mathbb{Q}$ . It can still be shown directly by defining the functor only on generators of  $\text{Cob}_1$  using our factorization from chapter 3.




**Remark:** Though surfaces with two boundary components in  $\text{Cob}_1$  have two free generators over  $\mathbb{Z}[\mathbb{H}]$  only the connected generator appears in the complex associated to a link, therefore the isomorphism group in  $\mathcal{C}$  can be reduced from  $\mathbb{Z}[\mathbb{H}] \times \mathbb{Z}[\mathbb{H}]$  to  $\mathbb{Z}[\mathbb{H}]$ . As in the case over  $\mathbb{Q}$  the appearance of  $\mathbb{H}$  comes only in homogeneous form, i.e. monomial entries.

3.2.2. The algebraic structure underlying the complex over  $\mathbb{Z}$ . We follow the same trail as the reduction over  $\mathbb{Q}$  to get some information on the underlying algebraic structure of the geometric complex over  $\mathbb{Z}$ .

The non-special circle, a basic object in the theory, decomposes into two copies of another fundamental object (the empty set) with degree shift 2. This will have implications on functors from this category to any other category which might carry a real algebraic structure of direct sums (TQFT for example, to the category of  $\mathbb{Z}$ -modules). The special line (special circle) stays as is, but as we will see below it actually carries an intrinsic "one dimensional" object. Later we will also see that the special line can be promoted to carry higher dimensional objects.


Denote  $j^+ \cup l^+$  by  $v_-$  (comparing to [BN1]) or  $X$  (comparing to [Khol]) and  $j^+ \cup l^+$  by  $v_+$  or  $1$  (comparing accordingly).

Now, we take the pair of pants map  between  $j_1$  and  $j_2$ . By this we mean the complexes  $j_1 \xrightarrow{\text{pants}} j_2$  and  $j_2 \xrightarrow{\text{pants}} j_1$  where the special lines are connected with a curtain. We reduce these complexes into empty sets complexes (replacing the non-special circles with empty sets columns, taking the "tensor product" of the two columns in the case of  $j_1$  and replacing the maps with the induced maps). Denote by  $m_1$  the composition:

$$m_1 : \begin{pmatrix} v_- \\ v_+ \end{pmatrix} \xrightarrow{\text{isomorphism}} j_1 \xrightarrow{\text{pair of pants}} j_2 \xrightarrow{\text{isomorphism}} \begin{pmatrix} v_- & v_+ \\ v_+ & v_- \end{pmatrix}$$

Denote by  $m_1$  the composition in the reverse direction. By composing surfaces and using the 4TU/S/T relations (remembering the special 1-handle operator's definition) it is not hard to see that the maps we get are:

$$m_1 : \begin{pmatrix} v_+ & v_- & v_+ & v_- \\ v_- & v_+ & v_- & v_+ \end{pmatrix} \xrightarrow{\text{isomorphism}} \begin{pmatrix} v_+ & v_- & v_+ & v_- \\ v_- & v_+ & v_- & v_+ \end{pmatrix} \xrightarrow{\text{isomorphism}} \begin{pmatrix} v_+ & v_- & v_+ & v_- \\ v_- & v_+ & v_- & v_+ \end{pmatrix}$$

Let us check what are the induced maps when the pair of pants  involve the special line. Denote by  $m_1$  the following composition:

$$m_1 : \begin{pmatrix} v_- \\ v_+ \end{pmatrix} \xrightarrow{\text{isomorphism}} j_1 \xrightarrow{\text{pair of pants}} j_2$$

Denote by  $\circ$  the composition in the reverse direction. Composing and reducing surfaces we get the following maps :

$$\begin{aligned} & \left( \begin{array}{c} v \circ H \\ v_+ \circ 1 \end{array} \right) : \begin{array}{c} n \\ ; \circ v \end{array} \end{aligned}$$

$(\circ; m_1)$  is exactly the type of algebraic structure one encounters in a TQFT (co-product and product of the Frobenius algebra). The appearance of a special line (special circle) is most natural in the construction of the reduced knot homology, introduced in [Kho3]. In the setting of Khovanov homology theory, first, one views the entire chain complex as a complex of  $A$ -modules ( $A$  is the Frobenius algebra underlying the TQFT used) through a natural action of  $A$  (here one has to mark the knot and encounter the special line). Then, one can take the kernel complex of multiplication by  $X$  to be the reduced complex. One can also take the co-reduced complex, which is the image complex of multiplication by  $X$ . The above  $(\circ; m_1)$  structure is exactly the TQFT denoted  $F_7$  in [Kho1]. The mod 2 specialization of this theory appeared in section 9 in [BN1]. The additional structure coming from  $\circ$  and  $\circ$  is exactly the structure of the co-reduced theory of the  $(\circ; m_1)$  TQFT, where the special line carries the "one dimensional" object generated by  $X$ . It is important to note again that this is an intrinsic information on the underlying structure, coming before any TQFT is even applied. This gives the above "pre-TQFT co-reduced structure" a unique place in the universal theory.

3.3. Comments on marking one of the boundary circles. We classified, over  $\mathbb{Z}$ , all the surfaces with at least one boundary circle. These are the ones relevant for link homology (classification of surfaces without boundary is done in the odds and ends chapter). In order to do that we picked up a special circle and marked it. The presentation of the generators depends on which circle we choose, but this choice has no importance for the classification itself and the topology of the generating surfaces. If the link is a knot, then in the context of knot homology and the geometric complex there is a very natural way of determining a special circle in each and every appearance of an object of  $\text{Cob}_{-1}$  in the geometric complex. This is done by marking a point on the knot we start with – the special circle will be the circle with the mark on it. Marking the knot is not a new procedure in knot invariants theory and appears in many parts of quantum invariants theory. As far as this part of knot theory is concerned there is no effect of marking the knot on the theory. One can look at this process as marking a point on the knot for cutting it open to a 1-1 tangle (or a "long knot") { the theories of knots and long knots (1-1 tangles) are "isomorphic" in our context. Once we have a 1-1 tangle, there is always a special line appearing naturally in the complex. When we deal with links, one might choose different components of the link to place the mark but the choice does not matter and gives isomorphic complexes (they might be presented differently though). This is obvious from the fact that the complex reduction is local, and thus in every appearance of an object of  $\text{Cob}_{-1}$  in the complex one can choose the special circle independently and apply the complex isomorphisms. Different choices are linked through a series of complex isomorphisms.

3.4. Comments on the question of homotopy classes vs. homology theories. We will end this chapter by making a few comments on another consequence of the complex

reduction.

The geometric complex associated to a link is an invariant up to homotopy of complexes. Thus its fullest strength lies in the homotopy class of the complex itself, and have the potential of being a stronger invariant than any functor applied to the complex to produce a homology theory. The reduction given in this paper might be the beginning of an approach to the following question: classify all complexes associated to links up to homotopy. The category  $\text{Kom}_{=h} M \text{ at } (\text{Cob}_{=1})$  seems at first too big and complicated for an answer, but complexes build on a category with only one object and a recognizable morphism group looks more hopeful. Our complex isomorphism reduce that question into the following:

Question 1: Classify all homotopy types of chain complexes with direct sums of  $\mathbb{Z}[H]$  as chain groups and  $\mathbb{Z}[H]$  monomial matrices as maps

Another interesting question regarding the strength of the complex invariant is the following: Do homology theories (functors from the topological category to an algebraic one) completely classify homotopy classes of complexes. It has to be understood that the geometric complex does not have kernels (it is over an additive category but not an abelian one), thus cannot be used to form homology groups immediately. There is a need to apply a functor that will send the geometric complex into a chain complex in an algebraic category that can be used to calculate homology groups (for example, a TQFT or tautological functors as in [BN1]). Thus, question 1 is actually made of two questions:

Question 2: Does the geometric complex contain more information than all the possible algebraic complexes (homology theories) that can be put on it? In other words, are there two non-homotopic geometric complexes, in the geometric formalism, that are not separated by some functor to an algebraic category?

Question 3: If the answer is no, then do all the possible homology groups of these algebraic complexes classify the homotopy class of the geometric complex?.

The answers will determine the relative strength of the geometric complex invariant. The complex reduction seems to answer question 2.

Answer 2: No.

explanation: The complex holds an underlying structure of a complex in  $\text{Kom}_{=h} M \text{ at } (C)$ . The one object of  $C$  can be replaced by any  $\mathbb{Z}[H]$ -module without losing information at the level of the complex. Thus we have found a homology theory with chain complexes that represents faithfully the complexes in  $\text{Kom}_{=h} M \text{ at } (\text{Cob}_{=1})$ . Moreover, this homology theory is actually the co-reduced theory of the TQFT  $(-1; m_1)$ , which can be reached by applying a specific tautological functor. The geometric complex holds the same amount of information coming from the chain complex of this specific homology theory (TQFT).

We are left then with:

Question 3 (revised): Do the homology groups of complexes in  $\text{Kom}_{=h} M \text{ at } (\mathbb{Z}[H])$ , associated to links, classify the homotopy type of the chain complexes.

#### 4. TQFTs and link homology theories put on the complex

As already mentioned, the complex invariant is geometric and one cannot form homology groups directly (since kernels make no sense). Thus we need to apply a functor into an algebraic category in which one can form homology groups. One of these types of functors is a TQFT which takes the category  $\mathcal{C}ob$  into the category of modules. In the two dimensional case, which is the relevant case in link homology, such TQFT structures are equivalent to Frobenius systems and are classified by them [A, Khol]. Some of these TQFT constructions were shown to be equivalent to another type of functors that can be applied, called tautological functors and presented in [BN1]. We see that on top of the questions already raised (section 3.4) regarding the strength of the complex itself vs. the different homology theories that can be applied to it, one can ask questions regarding the relative strength among the various homology theories and the information held within them. We use the complex reduction, and the underlying algebraic structure we uncovered in the previous chapter, in order to state a theorem regarding this issue.

**4.1. Universal TQFT and link homology.** In [Khol] Khovanov shows that a TQFT which respects the first Reidemeister move has to be of rank 2. Then, a universal rank 2 TQFT (Frobenius system) was given by the following formula (denoted  $F_5$  there) :

$$\begin{aligned} ( & \begin{array}{c} 1 \quad \nabla \quad 1 \quad X + X \quad 1 \quad h1 \quad 1 \\ X \quad \nabla \quad X \quad X + t1 \quad 1 \end{array} \\ m_{ht} : & \begin{array}{c} 1 \quad X \quad \nabla \quad X \quad 1 \quad 1 \quad \nabla \quad 1 \\ X \quad 1 \quad \nabla \quad X \quad X \quad X \quad \nabla \quad t1 + hX : \end{array} \end{aligned}$$

This gives the Frobenius algebra  $A_{ht} = R_{ht} \langle X \mid (X^2 - hX - t) \rangle$  over the ring  $R_{ht} = \mathbb{Z} [h; t]$ . Comparing to our notations (and these of [BN1]) is done by putting  $v_- = X$  and  $v_+ = 1$ . We will denote this TQFT  $F_{ht}$ . Khovanov showed that every rank 2 Frobenius system can be twisted into a system which is a base change of  $F_{ht}$  (Base change is just a unital ground ring homomorphism which induces a change in the algebra. The notion of twisting is explained in [Khol] and ref therein). The fact that  $F_{ht}$  satisfies the 4TU/S/T relations in the geometric interpretation allows one to apply it as a homology theory on the geometric complex and use [BN1] results (giving Proposition 6 in [Khol]). Since twisting does not change the homology theory, and base change just tensors the chain complex with the appropriate new ring (over the old ring), system  $F_{ht}$  is universal for link homology theories.

Given the algebraic structures  $(\mathcal{F}_1; m_1)$  and  $(\mathcal{F}_2; m_2)$  :

$$\begin{aligned} ( & \begin{array}{c} v_+ \quad \nabla \quad v_+ \quad v_- + v_+ \quad v_+ \quad H v_+ \quad v_+ \\ v_- \quad \nabla \quad v_- \quad v_- \end{array} \\ \mathcal{F}_1 : & \begin{array}{c} v_+ \quad v_- \quad \nabla \quad v_- \quad v_+ \quad v_+ \quad \nabla \quad v_+ \\ v_- \quad v_+ \quad \nabla \quad v_- \quad v_- \quad v_- \quad \nabla \quad H v_- \end{array} \\ ( & \begin{array}{c} v_+ \quad \nabla \quad v_+ \quad v_- + v_+ \quad v_+ \\ v_- \quad \nabla \quad v_- \quad v_- + T v_+ \quad v_+ \end{array} \\ \mathcal{F}_2 : & \begin{array}{c} v_+ \quad v_- \quad \nabla \quad v_- \quad v_+ \quad v_+ \quad \nabla \quad v_+ \\ v_- \quad v_+ \quad \nabla \quad v_- \quad v_- \quad v_- \quad \nabla \quad T v_+ \end{array} \end{aligned}$$


one can construct TQFTs (Frobenius systems) based on them. The first will be called  $F_H$  and is given by the algebra  $A_H = R_H \langle X \mid (X^2 - HX) \rangle$  over  $R_H = \mathbb{Z} [H]$  (system  $F_7$  in [Khol]). The second system is  $A_T = R_T \langle X \mid (X^2 - T) \rangle$  over the ring  $R_T = \mathbb{Z} [T]$  and will be called  $F_T$  (named  $F_3$  in [Khol]). Of course one can take the reduced or co-reduced homology structures, and we denote it by superscripts ( $F_H^\infty$  for example). Due to the fact that these

are the underlying algebraic structures of Bar-natan's geometric complex it is not surprising that they dominate the possible information coming from TQFTs, as given by our theorem :

**Theorem 3.** Every TQFT (over  $\mathbb{Z}$ ), used to create link homology theory, factors through  $F_H^\infty$  which holds all the information of the theory { thus making  $F_H^\infty$  the universal TQFT for link homology. If 2 is invertible, theory  $F_T$  is the universal theory for link homology.

Given a (tensorial) functor  $F$  from  $\mathcal{C}ob$  to the category of  $R$ -modules (a TQFT), one can construct link homology theory (for example see the original work of Khovanov in [Kho2]) and ask whether it is (homotopy) invariant under Reidemeister moves. If it is invariant under the first move, then it is a Frobenius system of rank 2 (as shown in [Kho1]). After a twist of the theory to a descended theory  $F^0$  it can be written as a base change of the system  $F_{ht}$ . The complexes associated to a link using  $F$  and  $F^0$  are isomorphic, thus all the information is still there after the twist. Since base change does not ruin the fact that a theory satisfies the 4TU/S/T relations, and since  $F_{ht}$  satisfies these relations, we have that every tensorial functor  $F$  that is invariant under Reidemeister-1 move can be twisted into a functor  $F^0$  that satisfies the relations of  $Cob_1$  and thus can be put on the geometric complex without losing any homological information (moreover, invariance under Reidemeister-2 and Reidemeister-3 moves follows immediately). Thus we drop the prime notation from now on.

Given a TQFT  $F$ , that respects  $Cob_1$  relations, it is a base change of  $F_{ht}$  (after twisting maybe) and holds the same homological information (even at the level of chain groups) up to tensoring the complex with the new ground ring over the old one. We will soon show that all the link homological information of  $F_{ht}$  is already encoded in  $F_H^\infty$  (over  $\mathbb{Z}$ ) or in  $F_T$  (over  $\mathbb{Q}$ ) thus making the latter the universal theories and proving the theorem. First, we will discuss some related issues that will give us a better understanding of the subject.

**4.2. About the 1-handle and 2-handle operators in  $F_{ht}$ .** Given the TQFT  $F_{ht}$  we can ask: what is the 1-handle operator  $H$  in this theory? Meaning, we want to know what is the operator that adds a genus to a cobordism, or yet in other words, what is  viewed as a map  $A \rightarrow A$  between the two  $R$ -modules associated to the boundary circles. One can easily give the answer by looking at the multiplication and comultiplication formulas:  $H = 2x \cdot h$ . For the readers who know a bit about topological Landau-Ginzburg models,  $H$  is the Hessian of the potential, and indeed the results match. The 2-handle operator  $T$  follows immediately by computing  $T = H^2$  and reducing modulo  $X^2 - hX - t$  to get:  $T = 4t + h$ . The 2-handle operator is an element of the ground ring, as expected from our 2-handle lemma, and can be multiplied anywhere in a tensor product. The 1-handle operator is an element of  $A$  but not of the ground ring, and thus when operating on a tensor product one needs to specify the component to operate on, as we did by picking the special circle. Since  $A$  is two dimensional, picking the basis to be  $\begin{pmatrix} X \\ 1 \end{pmatrix}$  would give a two dimensional representation of the operators

$$\text{above: } H = \begin{pmatrix} h & 2 \\ 2t & h \end{pmatrix}, T = \begin{pmatrix} 4t + h^2 & 0 \\ 0 & 4t + h^2 \end{pmatrix}.$$

**4.3. Proof of Theorem 3 over  $\mathbb{Q}$ .** Over  $\mathbb{Q}$  the theorem is easier. Starting with  $F_{ht}$  over

$\mathbb{Q}$  (i.e.  $R_{ht} = \mathbb{Q}[h;t]$ ) we do a change of basis: 
$$\begin{pmatrix} v \\ v_+ \end{pmatrix} \mapsto \begin{pmatrix} v \\ \frac{h}{2}v_+ \end{pmatrix} \mapsto \begin{pmatrix} v \\ v_+ \end{pmatrix}$$
 to get the theory given



by:

$$\begin{pmatrix} v_+ & \nabla & v_+ & v & + & v & v_+ \\ v & \nabla & v & v & + & (t + \frac{h^2}{4})v_+ & v_+ \end{pmatrix} \quad \begin{pmatrix} v_+ & v & \nabla & v & v_+ & v_+ & \nabla & v_+ \\ v & v_+ & \nabla & v & v & v & \nabla & (t + \frac{h^2}{4})v_+ \end{pmatrix} :$$

Re-normalizing  $t + \frac{h^2}{4} = \frac{T}{4} := T$ , we see that the above theory is just  $F_T$  with the ground ring extended by another super cial variable  $h$ . Every Calculation done using  $F_{ht}$  to get link hom ology, is equal to the sam e calculation done with  $F_T$  tensored with  $\mathbb{Q}[h]$ , and holds exactly the sam e inform ation. Note that our com plex reduction is doing exactly this change of basis and "kick out" one redundant variable on the com plex level, before even applying any TQFT. Doing first the com plex reduction and then applying the TQFT  $F_{ht}$  will factorize the result through  $F_T$ .

4.4. The special line and  $H$  promotion. The main result of the previous chapter was a reduction of the complex associated to a link from a complex in the category  $\text{Kom}_{=h} M \text{ at } (\text{Cob}_{=1})$  to a complex in  $\text{Kom}_{=h} M \text{ at } (C)$ . The complex associated to a link over  $Z$  is composed of columns of the object of  $C$  { the special line { and complex maps which are matrices with monomials in  $H$  in its entries. Given such a complex one wants to create a hom ology theory out of it, i.e. apply some functor to it that will put an  $H$ -module on the special line with the possibility of taking kernels (and thus form hom ology groups). As we have seen in section 3.2.2, the intrinsic structure that the special line carries is the one dimensional module  $Z[H]$  generated by  $X$ . We can get a different structure by replacing  $H$  with any integer matrix of dimension  $n$  and the special line with direct sum of  $n$  copies of  $Z$ . We call this type of process a promotion. Another type of promotion is replacing  $H$  with a matrix (of dimension  $n$ ) with polynomial entries in two variables ( $h$  and  $t$ , say) and then promoting the special line into the direct sum of  $n$  copies of  $Z[h;t]$ . If the promoted matrix is not nilpotent (for example a non-degenerate matrix) one does not lose any information regarding the original complex and the resulting complex holds the same information as the original complex. The general case of promotion, where one does not lose information, will be one in which the powers of  $H$  can always be determined from the powers of the promoted  $H$ . Thus if there are no  $m \notin \mathbb{N}$  such that after the promotion  $H^n = H^m$  then we do not lose any information.

4.5. The universal  $H$  promotion and the proof of Theorem 3 over  $Z$ . Following the discussion in the previous section, theorem 3 over  $Z$  is proven once we find a promotion of  $H$  that is equivalent to theory  $F_{ht}$  and which does not lose any information. From the discussion on section 4.2 it is clear that such a promotion is  $H = \begin{pmatrix} h & 2 \\ 2t & h \end{pmatrix}$ . The special line will be promoted into two copies of  $Z[h;t]$ . Since each power of the promoted  $H$  adds a power of  $t$  and  $h$  to the entries, the power of  $H$  can be uniquely determined after the promotion, thus we lose no information. The algebraic complex one gets, by applying this promotion to the reduced complex associated to a link in  $\text{Kom}_{=h} M \text{ at } (C)$ , is equal to the complex one gets by applying the TQFT  $F_{ht}$  to the non-reduced complex associated to a link in  $\text{Kom}_{=h} M \text{ at } (\text{Cob}_{=1})$ . Thus the theorem follows, and we get a factorization via the complex reduction.

4.6. Other TQFTs via promotion and new type of link hom ology functors. We can now easily get the other familiar TQFTs using the same complex reduction and  $H$  promotion



technique :

$$F_T \otimes H = \begin{pmatrix} 0 & 2 \\ 2T & 0 \end{pmatrix} \quad F_H \otimes H = \begin{pmatrix} H & 2 \\ 0 & H \end{pmatrix}$$

One gets the standard Khovanov homology ( $X^2 = 0$ ) by the promotion  $H = \begin{pmatrix} 0 & 2 \\ 0 & 0 \end{pmatrix}$ .

The special line is promoted to double copies of  $Z[T]$ ,  $Z[H]$  and  $Z$  respectively. One can get the reduced Khovanov homology by focusing on the upper left entry of the  $H$  promotion matrix. It is interesting to note that in the standard Khovanov homology case indeed we lose information and  $H^2 = T = 0$ . In the geometric language this means that in order to get the original Khovanov homology one has to ignore surfaces with genus 2 and above. This was observed in [BN1]. Reduction to Lee's theory [Lee] is done by substituting  $T = 1$ .

One can create other types of promotions that will enable us to control the order of  $H$  involved in the theory. We are able to reduce from the most general theory, the one that involves all powers of  $H$  (i.e. surfaces with any genera in the topological language), into a theory that involves only certain powers of  $H$  (i.e. genera up to a certain number). For

example, promote the special line to three copies of  $Z$ , and  $H$  to the matrix  $\begin{pmatrix} 0 & 1 & 0 \\ 0 & 0 & 1 \\ 0 & 0 & 0 \end{pmatrix} A$ .

This theory involves only powers of  $H$  smaller or equal to 2, that is surfaces of genus up to 2. These promotions can be viewed as a family of theories extrapolating between the "standard" Khovanov TQFT and the our universal theory (reminding of a perturbation expansion).

4.7. Comments on computations. As was shown in [BN2], for the case of the original standard Khovanov homology, fast computations can make one happy! At first sight the complex isomorphism presented in our paper does not seem to reduce the geometric complex at all (it doubles the amount of objects in the complex). The surprising thing is that one can use this isomorphism (and some homology reduction techniques) to create a very efficient step-by-step local algorithm to calculate the geometric complex and link homology. This was done for the standard Khovanov homology (high genera are set to zero) as reported in [BN2], and more recently done for the universal case over  $Z[H]$ , as reported in [BN3] (J. Green implementing an algorithm by D. Bar-Natan based on the work of G. Naot presented here). It is important to mention that this is currently the fastest program to calculate Khovanov homology (and the complex itself), and that the isomorphisms of the geometric complex (the delooping process) is a crucial component of it. Computations of the universal complex (and related issues, like various promotions of that complex) will be treated in a future work.

## 5. Odds and ends

This chapter collects various topics, extensions of the main ideas presented in this paper, that have some potential and interest and which are not a part of the main flow of the paper.

### 5.1. Odds and ends: More about surface classification over $\mathbb{Z}$ .

5.1.1. Surfaces with no boundary circles. If we assume (like we did) that the total surface has at least one boundary circle, then the components with no boundary always come as a part of a surface with at least one other component. Given the 2-handle lemma we know exactly how to reduce such surfaces – we start moving 2-handles from that surface onto the special component until we get a sphere or a torus which can be reduced using the S/T relations. We say that the action of the set of surfaces with no boundary on the set of all surfaces (the action is defined by taking a union and reducing modulo 4TU/S/T relations) is determined by the S and T relations, using the 2-handle lemma.

The only special case that we excluded is the case where there are no boundary circles at all. This case is less important for link homology but we mention the result here. The operator  $T$  is still well defined in this case (as long as we exclude the operation of  $T$  on the sphere), and we can reduce surfaces to two generators over  $\mathbb{Z}[\Gamma]$  – the empty surface and  $\infty$ . This time though the set of surfaces is not freely generated. We have the 2-torsion relation  $2\infty = 0$  coming from cutting the obvious neck (one then has  $2\infty = 4\infty$ ). When 2 is invertible, this generating set reduces to the empty surface only, as indeed seen in section 2.3.1. We have then :

Proposition 5.1. As a  $\mathbb{Z}[\Gamma]$ -module, the set of all closed surfaces (no boundary circles) modulo the 4TU/S/T relations is generated by the empty surface and  $\infty$  with the relation  $2\infty = 0$ .  $T$  is the 2-handle operator.

5.1.2. Composition formula. We give a formula for morphism composition in  $\text{Cob}_{=1}$  over  $\mathbb{Z}$ . We do not have any use of this formula in this paper, but we feel that it should be written down in order to complete the algebraic description of the morphisms of  $\text{Cob}_{=1}$  and thus giving a fuller description of the category.

Composition of morphisms in  $\text{Cob}_{=1}$  is a pairing :  $(\text{Mor}(\text{ }^m; \text{ }^n); \text{Mor}(\text{ }^n; \text{ }^p)) \rightarrow \text{Mor}(\text{ }^m; \text{ }^p)$  which takes the first surface and glues it to the second surface, along the  $n$  boundary circles, to get the third surface. In order to use the classification above we need to pick up a special circle in each  $\text{Mor}$  group. As before we pick the left most circle of the domain (source) object. After doing that we extend the ground ring to  $\mathbb{Z}[\mathbb{H}]$ . Note that the operator  $H$  is different for each morphism group (acting on a different special circle in a different class of surfaces). We will denote it  $H$  everywhere and hope that there is no confusion on which special circle it acts on.

We are now ready to give the formula for the following pair (which can be extended to any other pair):  $(H^{g_1} v_{i_2} \cdots v_{i_m} v_{j_1} \cdots v_{j_n}; H^{g_2} v_{k_2} \cdots v_{k_n} v_{l_1} \cdots v_{l_p})$

Completion: Complete  $H^{g_2} v_{k_2} \cdots v_{k_n} v_{l_1} \cdots v_{l_p}$  with  $v$  put on the special circle:  
 $H^{g_2} v_{k_2} \cdots v_{k_n} v_{l_1} \cdots v_{l_p} \mathbb{H}^{g_2} v_{k_2} \cdots v_{k_n} v_{l_1} \cdots v_{l_p}$

Contraction: Pair the circles we glue:  $v_{j_1} v_{k_1}, v_{j_2} v_{k_2}, \dots, v_{j_n} v_{k_n}$ . Replace each pair with a numerical factor according to the following rule:  $v_+ v_+ = 0, v_+ v_- = v_- v_+ = v_- v_- = 1$ . If the result is zero, the pairing is equal to zero. If the result is non zero then count the amount of  $v_- v_-$  contractions you had, denote it by  $N$ , and move on to the next step.

Compose:

If  $N = 1$  the composition equals:

$$H^{N-1+g+g_2} v_{i_2} \cdots v_{i_m} v_{j_1} \cdots v_{j_p}$$

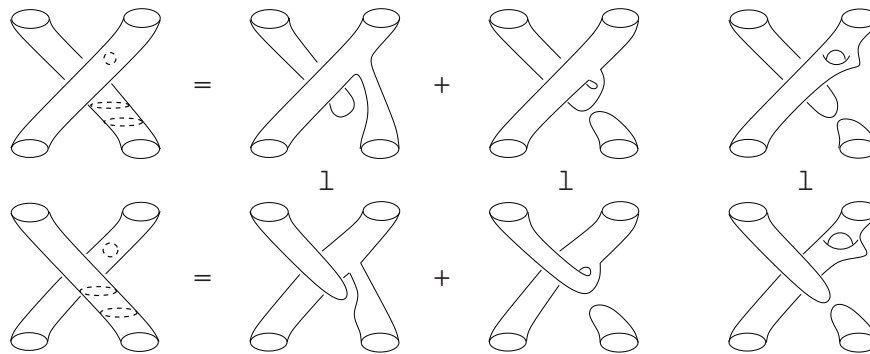
If  $N = 0$  then the composition equals:

$$\sum_{\substack{q_1, q_2, \dots, q_p \\ (1)^{g_2} H^{g_2+g_1}}} 2^{\frac{g_1+g_2-1}{2}} v_{i_2} \cdots v_{i_m} v_{j_1} \cdots v_{j_p} + (1)^{g_2} H^{g_2+g_1} (1)^{g_1} H^{g_1} v_{i_2} \cdots v_{i_m} v_{q_1} \cdots v_{q_p}$$

where the sum is taken as follows: Looking at the set  $f_1, f_2, \dots, f_p, g$ , sum over all sets  $f_{q_1}, f_{q_2}, \dots, f_{q_p}, g$ , such that if  $f_x = +$  then  $q_x = +$  and if  $f_x = -$  then  $q_x = -$ , with at least one sign changed between the sets.  $g$  is the total number of signs changed between these two sets. If the set  $f_1, f_2, \dots, f_p, g$  does not have any signs in it, the sum equals zero.

This algorithm is just an algebraic expression for gluing two surfaces and then reducing modulo the 4TU/S/T relations back to generators. The  $N = 1$  case is quite straight forward. The  $N = 0$  case can be shown by iteratively applying the 3S1 relation, after the gluing, to cut necks. Moving all the genera onto the special component gives the first part and the  $(1)^{g_2} H^{g_2+g_1}$  for the second part. Disconnecting all the non-special components gives the sum in the second part.

5.1.3. Embedded Vs. Abstract. As noticed in section 11 of [BN1] when one looks at surfaces in  $\text{Cob}_1$  over a ground ring with the number 2 invertible, there is no difference if one works with embedded surfaces, inside a cylinder say, or with abstract surfaces. This is due to the fact that any knotting of the surface can be undone by cutting necks and pulling tubes to unknot the surface. In other words, by cutting and gluing back, using the NC relation (divided by 2) both ways, one can go from any knotted surface to the unknotted version of it embedded in 3 dimensional space. Our claim is that this is true even when 2 is not invertible. The proof is a similar argument applied to any knotted surface using the 3S1 as a neck cutting relation :




The above picture shows that every crossing (a part of a knotted surface embedded in 3 dimensions) can be ripped using the 3S1 relation twice. Every embedded surface can be unknotted this way. Applying the 3S1 relation once on the dashed sites (going from top left),

then smoothly changing the surface (going down the arrows) and finally using the dashed sites again in another application of the 3S1 relation (reaching the bottom left).

We see then that all knotted surfaces are one class modulo the 4TU relation, justifying previous comments about ignoring the issues of embedding.

**5.2. Odds and ends:** About the relation between the two underlying algebraic structures of the geometric complex  $(\mathcal{C}_2; m_2)$  and the co-reduced  $(\mathcal{C}_1; m_1)$ . Though one structure was developed over  $\mathbb{Q}$  and the other over  $\mathbb{Z}$ , we will show now that the two underlying algebraic structures are almost the same, and one can move from one to the other by a natural "change of basis" within  $\text{Cob}_1$ . This change of basis might involve division by 2, as we will explain soon, which can be normalized.

Our starting point will be the co-reduced  $(\mathcal{C}_1; m_1)$  theory given over the extended ring  $\mathbb{Z}[\mathbb{H}]$ . Remember that the generators  $v$  on a non-special circle have the geometric meaning of a disconnected disc or a neck to the special component, respectively. A glimpse on the NC relation (with the special circle drawn on the left):  suggests the following change of basis  $v = \frac{\mathbb{H}}{2}v_+ \mp \frac{v}{2}$  (remember that a handle on the left circle is translated into  $\mathbb{H}$ ). Basically we used an "illegal" division by 2 over  $\mathbb{Z}$  but this motivates the following re-normalization of the one handle operator  $h = \frac{\mathbb{H}}{2}$  and of the new basis  $v = \frac{v}{2}$ . We keep  $v_+$  as is and we have the following change of basis over the non-special

$$\text{components:} \quad \begin{pmatrix} v & h \\ v_+ & \end{pmatrix} \mapsto \begin{pmatrix} v & h \\ v_+ & \end{pmatrix} \mp \begin{pmatrix} v & h \\ v_+ & \end{pmatrix}.$$

How do we treat the special component? As seen before, in the co-reduced structure the special component holds a "one dimensional" object over  $\mathbb{Z}[\mathbb{H}]$ . The  $(\mathcal{C}_2; m_2)$  theory will attach to it two generators, thus we need to promote the special component object. We do that by looking at  $\mathbb{Z}[\mathbb{H}]$  as generated by 1 and  $\mathbb{H}$  over  $\mathbb{Z}[\mathbb{H}^2]$ . Geometrically this means that we are working with a disc and a disc with a handle as generators. Thus we promoted the object into a two dimensional object over  $\mathbb{Z}[\mathbb{T}]$  and we have the following change of basis for

$$\text{the special component:} \quad \begin{pmatrix} \mathbb{H} \\ 1 \end{pmatrix} \mapsto \begin{pmatrix} v \\ v_+ \end{pmatrix}.$$

The above change of basis, done in the category level, induces a change of basis on the algebraic underlying structure of the complex (these type of changes in the ground ring were called change of base in [Khol] in the context of Frobenius algebras) and when plugged in the formulas for the co-reduced  $(\mathcal{C}_1; m_1)$  one gets the following algebraic structure :

$$_{h^2} : \begin{pmatrix} v_+ \mp v_+ & v + v & v_+ \\ v \mp v & v + h^2 v_+ & v_+ \end{pmatrix} \quad m_{h^2} : \begin{pmatrix} v_+ & v \mp v & v_+ & v_+ \mp v_+ \\ v & v_+ \mp v & v & v \mp h^2 v_+ \end{pmatrix}.$$

This structure is over the ring  $\mathbb{Z}[\mathbb{h}^2]$ , as explained before, and does not distinguish between special and non-special circles. Now all that is left to do is re-normalize the 2-handle operator  $t = \frac{\mathbb{T}}{4} = \frac{\mathbb{H}^2}{4} = h^2$  getting the structure of the theory  $(\mathcal{C}_2; m_2)$  over  $\mathbb{Z}[\mathbb{t}]$ . One can move then

from the theory over  $\mathbb{Z}[\hbar]$  to the theory over  $\mathbb{Z}[\hbar]$ , within the framework of the geometric interpretation, by allowing re-normalized division by 2. At the higher level of TQFTs put on the complex, this will say that the two TQFTs with that structure are a re-normalization of one another. Note that the change of basis above is done on the categorical geometric level, and makes the special component lose its special role by promoting the special object to a two dimensional object. This is the basic idea that motivates the notion of promotion as described in this paper.

**5.3. Odds and ends:** Change of basis between  $F_h$ ,  $F_t$  and  $F_{ht}$ . Let us try and ignore the geometric interpretation of all these TQFTs structures and focus on the algebraic formulas only (we use small letters for the variables to emphasize this point). It is important to note that the theory  $F_{ht}$  has a meaning even without the geometric interpretation, where  $h$  and  $t$  are just two independent variables. The interesting point is that when used to create link homology (i.e. put on the geometric complex as a TQFT) it seems that one of these variables is redundant due to the results of this paper. In the geometric picture this is obvious since the underlying algebraic structure of the complex uses only one of these variables, where  $T$ , the 2-handle operator, is equal to  $H^2$ , the special 1-handle operator squared. All of this suggests that there might be a further twist of the theory  $F_{ht}$  into a theory isomorphic to  $F_h \otimes \mathbb{Z}[t]$  or  $F_t \otimes \mathbb{Z}[h]$ . Though we are not aware of such a twist, we did find a change of variables between the theories. Since we change theories with one variable ( $F_t$  or  $F_h$ ) into a theory with two variables ( $F_{ht}$ ) we need to create a new variable, moreover since these variables are dependent in the geometric picture, we need to "untangle" them somehow to create the illusion that they are independent. Another point to notice is the issue of "locality" (or "tensoriality") of the change of variables. By this we mean that the change of variables will not be defined on the generators of the Frobenius algebra and extended to tensor products naturally, but will be defined to each and every tensor product in a way that mixes the different tensored algebras.

To see an example we return to the transition between  $F_h$  and  $F_t$ . In the previous section we defined a local change of variables 
$$\begin{matrix} v & \frac{\hbar}{2}v_+ & \text{?} & v \\ v_+ & \text{?} & v_+ \end{matrix}$$
 to get the theory  $F_{h^2}$ . Then

followed by re-normalization and introduction of a new variable  $t = \frac{\hbar^2}{4}$  we ended up with theory  $F_t$ . This transition can be done algebraically, without forcing  $t = \frac{\hbar^2}{4}$  directly, by applying the following procedure. First we extend the ground ring to have an extra free variable  $t$  (say tensor everything with  $\mathbb{Q}[t]$ ). Then we apply the following formula for change of basis (a re-normalization formula):

$$F_h \rightarrow F_t : v_{i_1} \dots v_{i_n} \text{new} \rightarrow t^p \frac{\hbar^s}{2} v_{j_1} \dots v_{j_l} \text{old}$$

where the sum is done as follows: If  $i_k = +$  then  $j_k = +$  otherwise if  $i_k = -$  then sum over  $j_k = -$ . If the number of old  $+$ 's changed to new  $-$ 's is  $c$  then  $s = c \bmod 2$  and  $p = \frac{c-s}{2}$ . New and old refer to the set of generators after or before the change, respectively.

**example:** 
$$\begin{matrix} v & v & v_{\text{new}} & v & v & v_{\text{old}} & \frac{\hbar}{2}(v_+ & v & v_{\text{old}} + v & v_+ & v_{\text{old}} + \\ v & v & v_{+ \text{old}}) + t(v_+ & v_+ & v_{\text{old}} + v_+ & v & v_+ & v_{+ \text{old}} + v & v_+ & v_{+ \text{old}}) & t \frac{\hbar}{2}v_+ & v_+ & v_{+ \text{old}} \end{matrix}$$

After this change of basis, none of the algebraic formulas involve the variable  $h$  and thus it can be set to zero, getting  $F_t$ . Going the other direction, from  $F_t$  to  $F_h$ , is done by the same procedure exactly, replacing  $h$  by  $\hbar$  wherever it appears in the formula. These formulas can be verified by direct computations. Note that in these formulas one introduces a new variable out of nowhere at the expense of making the transition non-local. If one wants to "localize" the transition into the local formula above one needs to force  $t = \hbar^2$ , at some point, in order to get the new variable correctly.

Now we return to the transition between  $F_t$  (or  $F_h$ ) and  $F_{ht}$ . Again, one starts with introducing the new variable to the theory by tensoring with  $\mathbb{Q}[\hbar]$  (or  $\mathbb{Q}[t]$ ). Then, one applies a change of basis formula. It is interesting to note that the formulas we have for these transitions are, in some sense, the low/high orders of the formula above:

$$F_t \rightarrow F_{ht} : v_{i_1} \dots v_{i_n} \rightarrow \sum_{j_1 \dots j_n} \frac{\hbar^c}{2} \binom{P}{c} (v_{j_1} \dots v_{j_n})_{old}$$

where this time the sum is done as follows: If  $i_k = +$  then  $j_k = +$  otherwise if  $i_k = -$  then sum over  $j_k = -$  where the number of old  $+$ 's changed to new  $-$ 's,  $c$ , is only 1 or zero.

example:  $v_{-} v_{+} v_{new} \rightarrow v_{-} v_{+} v_{old} + \frac{\hbar}{2} (v_{+} v_{-} v_{old} + v_{+} v_{+} v_{old} + v_{-} v_{+} v_{old})$ .

$$F_h \rightarrow F_{ht} : v_{i_1} \dots v_{i_n} \rightarrow \sum_{j_1 \dots j_n} (t)^p (h)^s \binom{P}{s} (v_{j_1} \dots v_{j_n})_{old}$$


where this time the sum is done as follows: If  $i_k = +$  then  $j_k = +$  otherwise if  $i_k = -$  then sum over  $j_k = -$  where the number of old  $+$ 's changed to new  $-$ 's,  $c$ , is always  $\leq 2$  or zero.  $s = c \bmod 2$  and  $p = \frac{c-s}{2}$ .

example:  $v_{-} v_{+} v_{new} \rightarrow v_{-} v_{+} v_{old} + t(v_{+} v_{+} v_{old} + v_{+} v_{-} v_{old} + v_{-} v_{+} v_{old}) + \hbar v_{+} v_{+} v_{old}$

A point to notice is that in order to compose the above formulas well,  $F_h \rightarrow F_t \rightarrow F_{ht}$ , one needs to impose  $t = \frac{\hbar^2}{4}$ . In order to compose  $F_t \rightarrow F_h \rightarrow F_{ht}$  one does not need this identification. Another point to notice is that though  $F_t \rightarrow F_{ht}$  is exactly the low orders of  $F_t \rightarrow F_h$ ,  $F_h \rightarrow F_{ht}$  is not exactly the high orders of  $F_h \rightarrow F_t$  and involves switching signs of  $t$  (which "locally" can be interpreted as a multiplication of  $h$  by  $i$ ) We leave the reader with these vague remarks.

5.4. Odds and ends: About tautological functors. In section 9 of [BN1] tautological functors were defined on the geometric complex associated to a link. One needs to fix an object in  $\text{Cob}_{-1}$ , say  $O^0$ , and then the tautological functor is defined by  $F_0(O) = M \text{ or } (O^0; O)$ , taking morphisms to compositions of morphisms. Then, special cases of these functors were discussed. Our classification allows us to state the following regarding tautological functors over the geometric complex:

Corollary 5.2. The tautological functor  $F_{\hbar}(\cdot)$  over  $\mathbb{Z}[\hbar]$  is the TQFT  $F_H$ . The tautological functor  $F_t(\cdot)$  over  $\mathbb{Q}[t]$  is the TQFT  $F_T$ .

Proof. Indeed this is a corollary to the classification we did in this paper. Declare the special circle to be the source in the first case, reduce to generators of  $\text{Mor}( ; )$  and using our notation for the underlying algebraic structure the result is immediate. When 2 is invertible we do the same thing (this time we do not need a special circle). 

Since every TQFT (after twisting) is factorized through  $F_H = F_T$  then tautological functors holds all the information one can get. Moreover, since the information held in the geometric complex is manifested in the theories  $F_H = F_T$  it seems that asking about homology theories which are not tautological is less important. Also it seems, that there is no need in asking about non-tensorial functors (i.e. functors for which  $F( ) = F( ) = F( )$ ) that can be put on the complex. For example, the tautological functor  $F_n( )$  is equivalent to  $F( ) = F( )^{n-1}$  and thus holds the same information as the ones in the corollary, which can be considered as universal for that sake. The question whether every functor on  $\text{Cob}_1$  can be represented as a tautological functor seems also less important due to the above.

5.5. Odds and ends: Trace groups. The classification of the morphism groups and the complex reduction allow us to state another corollary, this time related to the trace groups of the underlying category. Recall from [BN1] that the trace group of an additive category  $C$  is defined to be:

$$(C) := \bigoplus_{O \in \text{Obj}(C)} \text{Mor}(O; O) \quad \text{the trace relation: } FG = GF \text{ whenever} \\ F : O_1 \rightarrow O_2 \text{ and } G : O_2 \rightarrow O_1$$

Since the complex associated to a link is reduced to a complex over the category  $C$  with one object whose morphism group isomorphic to  $Z[H]$  (or  $Z[T]$ ) then  $(C) = Z[H]$ . For any additive category  $C$  it is true that  $(\text{Mat}(C)) = (C)$ , therefore  $(\text{Mat}(C)) = Z[H]$  as well. Finally after grading  $C$  one can see that  $(\text{Kom}(\text{Mat}(C))) = Z[H; q; q^{-1}]$ . The results of section 10 from [BN1] can now be extended to the general theory, showing that the full theory will yield the Jones polynomial as its universal Euler characteristic.



## References

- [A] L. Abrams, Two dimensional topological quantum field theories and Frobenius algebras, *J. Knot Theory and its Ramifications* 5 (1996) 569–587 (Also see PhD thesis 1997, John Hopkins University, <http://home.gwu.edu/~labrams/docs/thesis.ps>).
- [BN1] Dror Bar-Natan, Khovanov's homology for tangles and cobordisms, *Geom. Topol.* 9 (2005) 1443–1499. Also available in [arXiv:math.GT/0410495](http://arxiv.org/abs/math.GT/0410495)
- [BN2] Dror Bar-Natan, I've Computed  $Kh(T(9,5))$  and I'm Happy. A talk given at George Washington University, February 2005. Hand out can be found at <http://www.math.toronto.edu/~drorbn/Talks/>
- [BN3] Dror Bar-Natan, 4TU-2. a talk given at UQAM, Montreal, October 2005. Hand out can be found at <http://www.math.toronto.edu/~drorbn/Talks/>
- [Kho1] Mikhail Khovanov, Link homology and Frobenius extensions, [arXiv:math.QA/041147](http://arxiv.org/abs/math.QA/041147)
- [Kho2] Mikhail Khovanov, A categorification of the Jones polynomial. *Duke Math J.* 101 (3):359–426. Also available in [arXiv:math.GT/9908171](http://arxiv.org/abs/math.GT/9908171).
- [Kho3] Mikhail Khovanov, Patterns in knot cohomology I, [arxiv:math.QA/0201306](http://arxiv.org/abs/math.QA/0201306)
- [Lee] E S Lee, On Khovanov invariant for alternating links, [arXiv:math.GT/0210213](http://arxiv.org/abs/math.GT/0210213)

University of Toronto, Department of Mathematics, Toronto, Ontario, Canada  
 E-mail address: gnaot@math.toronto.edu