

MULTIPLES OF LATTICE POLYTOPES WITHOUT INTERIOR LATTICE POINTS

VICTOR BATYREV AND BENJAMIN NILL

ABSTRACT. Let Δ be an n -dimensional lattice polytope. The smallest non-negative integer i such that $k\Delta$ contains no interior lattice points for $1 \leq k \leq n - i$ we call the degree of Δ . We consider lattice polytopes of fixed degree d and arbitrary dimension n . Our main result is a complete classification of n -dimensional lattice polytopes of degree $d = 1$. This is a generalization of the classification of lattice polygons ($n = 2$) without interior lattice points due to Khovanskii, Koelman and Schicho. Our classification shows that the secondary polytope $\text{Sec}(\Delta)$ of a lattice polytope of degree 1 is always a simple polytope.

1. INTRODUCTION

Let $M \cong \mathbb{Z}^n$ be an n -dimensional lattice and $\Delta \subseteq M_{\mathbb{R}} \cong M \otimes_{\mathbb{Z}} \mathbb{R}$ an n -dimensional lattice polytope (i.e., the set of all vertices $\mathcal{V}(\Delta)$ of Δ is contained in M).

It is well-known (cf. [8, 9]) that the power series

$$P(\Delta, t) := \sum_{k \geq 0} |(k\Delta) \cap M| t^k$$

is a rational function of the following form:

$$P(\Delta, t) = \frac{h_0^* + h_1^* t + \cdots + h_n^* t^n}{(1 - t)^{n+1}},$$

where h_0^*, \dots, h_n^* are non-negative integers satisfying the conditions $h_0^* = 1$, $h_1^* = |\Delta \cap M| - n - 1$, and

$$h_0^* + \cdots + h_n^* = \text{Vol}(\Delta) = n! \{\text{volume of } \Delta\}.$$

Definition 1.1. The polynomial $\sum_i h_i^* t^i := (1 - t)^{n+1} P(\Delta, t)$ we call the h^* -polynomial of an n -dimensional lattice polytope Δ and denote it by h_{Δ}^* . The degree of h_{Δ}^* we call the *degree* of Δ and denote it by $\deg(\Delta)$.

Remark 1.2. Let

$$Q(\Delta, t) := \sum_{k \geq 0} |\text{int}(k\Delta) \cap M| t^k.$$

Then by the Ehrhart reciprocity theorem (cf. [8, 9]) one has

$$Q(\Delta, t) = \frac{h_n^* t + \cdots + h_0^* t^{n+1}}{(1 - t)^{n+1}}.$$

2000 *Mathematics Subject Classification.* Primary 52B20, Secondary 14M25.

Key words and phrases. Lattice polytopes, Ehrhart polynomial, secondary polytope.

If $d := \deg(\Delta)$, then

$$h_n^* = h_{n-1}^* = \cdots = h_{d+1}^* = 0, \quad h_d^* \neq 0$$

and the power series $Q(\Delta, t)$ can be factored as $h_d^* t^{n-d+1} (1 + \sum_{i>0} c_i t^i)$, i.e., we obtain

$$|\text{int}(\Delta) \cap M| = |\text{int}(2\Delta) \cap M| = \cdots = |\text{int}((n-d)\Delta) \cap M| = 0,$$

$$h_d^* = |\text{int}((n-d+1)\Delta) \cap M| \neq 0.$$

Thus the number $\deg(\Delta)$ can be defined also as a smallest non-negative integer i such that $k\Delta$ contains no interior lattice points for $1 \leq k \leq n-i$.

Remark 1.3. We define $\deg(\Delta)$ for an arbitrary lattice polytope $\Delta \subset M_{\mathbb{R}}$ of dimension $\leq n$ as the degree of the (h^*) -polynomial

$$(1-t)^{\dim(\Delta)+1} P(\Delta, t).$$

Since for any lattice polytope one has $\deg(\Delta) \leq \dim(\Delta)$, it is interesting to ask what can be said about Δ when $\deg(\Delta) \ll \dim(\Delta)$. Our observation is that in this case $\deg(\Delta)$ can be considered as a “lattice dimension” of Δ . In particular, we will show that many examples of lattice polytopes of small degree d can be constructed from lattice polytopes of small dimension.

The following statement immediately follows from the definition of $\deg(\Delta)$:

Proposition 1.4. *For a lattice polytope Δ the following statements are equivalent:*

- (1) $\deg(\Delta) = 0$;
- (2) $\text{Vol}(\Delta) = 1$;
- (3) Δ is a basic simplex, i.e., the vertices form an affine lattice basis.

Our main purpose will be a complete classification of lattice polytopes of degree 1 (see Section 2). We immediately get from the definition of $\deg(\Delta)$ and the equation $h_1^* = |\Delta \cap M| - n - 1$:

Proposition 1.5. *Let Δ be an n -dimensional lattice polytope. Then the following statements are equivalent:*

- (1) $\deg(\Delta) \leq 1$;
- (2) $|\Delta \cap M| = \text{Vol}(\Delta) + n$.

First we notice that the condition $\deg(\Delta) \ll \dim(\Delta)$ puts rather strong restrictions on the combinatorics of Δ :

Proposition 1.6. *Let Δ be an n -dimensional lattice polytope of degree d . Then any k lattice points in Δ such that $k \leq n-d$ are contained in a proper face of Δ . In particular, any two vertices of Δ are contained in a proper face of Δ , if $n-d \geq 2$.*

Proof. Assume that v_1, \dots, v_k are lattice points in Δ which are not contained in a proper face of Δ . Then $v_1 + \dots + v_k \in \text{int}(k\Delta)$. By 1.2, we obtain $d = \deg(\Delta) \geq n + 1 - k$, i.e., $k \geq n - d + 1$. Contradiction. \square

The degree of a lattice polytope is a monotone function, this follows directly from the so-called *monotonicity theorem* of Stanley:

Theorem 1.7 (Stanley [10]). *Let Δ' be a lattice subpolytope of a lattice polytope Δ , i.e., Δ' is a convex hull of finitely many lattice points in Δ . If $h_{\Delta'}^* = \sum_i h_i'^* t^i$ and $h_{\Delta}^* = \sum_i h_i^* t^i$, then $h_i'^* \leq h_i^*$ for all i .*

Corollary 1.8. *Let Δ' be a lattice subpolytope of a lattice polytope Δ . Then*

$$\deg(\Delta') \leq \deg(\Delta).$$

Corollary 1.9. *Let Δ be an n -dimensional lattice polytope of degree d . Then every lattice point in $\Delta \cap M$ is contained in a face of Δ of dimension $\leq d$.*

Proof. Assume that there exists a lattice point $v \in \Delta \cap M$ which is contained in the relative interior of a m -dimensional face Θ of Δ . Then $\deg(\Theta) = \dim(\Theta) = m$. By 1.8, $m = \deg(\Theta) \leq \deg(\Delta) = d$. \square

Proposition 1.10. *Let $M \cong M' \oplus M''$ be a splitting of an n -dimensional lattice into direct sum of two sublattices of dimensions n' and n'' . Denote by ψ the canonical surjective homomorphism $\psi : M \rightarrow M''$ with the kernel M' . Let $\Delta \subset M_{\mathbb{R}}$ be an n -dimensional lattice polytope and $\psi(\Delta) \subset M_{\mathbb{R}}''$ its n'' -dimensional image in $M_{\mathbb{R}}''$. Then*

$$\deg(\Delta) \leq \deg(\psi(\Delta)) + n'.$$

Proof. Since $\psi(\text{int}(k\Delta) \cap M) \subset \text{int}(k\psi(\Delta)) \cap M''$, we obtain that

$$|\text{int}(k\Delta) \cap M| \neq 0 \Rightarrow |\text{int}(k\psi(\Delta)) \cap M''| \neq 0.$$

For $k = n - \deg(\Delta) + 1$, by 1.2, the latter implies

$$\deg(\psi(\Delta)) \geq \dim(\psi(\Delta)) - (n - \deg(\Delta)) = \deg(\Delta) - n'.$$

\square

Definition 1.11. Let M' be a n' -dimensional lattice. Consider $r+1$ lattice polytopes $\Delta_0, \dots, \Delta_r \subset M_{\mathbb{R}}' \cong M' \otimes_{\mathbb{Z}} \mathbb{R}$ and set $M'' := \mathbb{Z}^r$. Denote by e_0, \dots, e_r the vertices of the standard basic lattice simplex in \mathbb{R}^r . The convex hull of $(\Delta_0, e_0), \dots, (\Delta_r, e_r)$ in $M_{\mathbb{R}} := M_{\mathbb{R}}' \oplus M_{\mathbb{R}}''$ is called the *Cayley polytope* of $\Delta_0, \dots, \Delta_r$ and will be denoted by $\Delta_0 * \dots * \Delta_r$. One has

$$\dim(\Delta_0 * \dots * \Delta_r) = r + \dim(\Delta_0 + \dots + \Delta_r),$$

If $\dim(\Delta_1) = \dots = \dim(\Delta_r) = 0$, then $\Delta_0 * \dots * \Delta_r$ will be called the *r -fold pyramid over Δ_0* .

Proposition 1.12. *In the above notation, one has*

$$\deg(\Delta_0 * \cdots * \Delta_r) \leq \dim(\Delta_0 + \cdots + \Delta_r) \leq n'.$$

*Moreover, if $\Delta_0 * \cdots * \Delta_r$ is an r -fold pyramid over Δ_0 , then*

$$\deg(\Delta_0 * \cdots * \Delta_r) = \deg(\Delta_0).$$

Proof. Let $\Delta := \Delta_0 * \cdots * \Delta_r$. Without loss of generality we can assume that $n' = \dim(\Delta_0 + \cdots + \Delta_r)$ and therefore $\dim(\Delta) = n' + r = \dim_{\mathbb{R}} M_{\mathbb{R}}$. If $\psi : M \rightarrow M'' = \mathbb{Z}^r$ is the canonical projection, then $\psi(\Delta)$ is the standard basic lattice simplex in \mathbb{R}^r . By 1.4, $\deg(\psi(\Delta)) = 0$. Hence, by 1.10, $\deg(\Delta) \leq n'$.

If Δ is an r -fold pyramid over Δ_0 , then $P(\Delta_0, t) = (1 - t)^r P(\Delta, t)$ and $\dim(\Delta) = \dim(\Delta_0) + r$. Therefore the polynomials $(1 - t)^{\dim(\Delta_0)+1} P(\Delta_0, t)$ and $(1 - t)^{\dim(\Delta)+1} P(\Delta, t)$ are the same. By 1.3, $\deg(\Delta_0) = \deg(\Delta)$. \square

From 1.12 we see that Cayley polytopes give many examples of lattice polytopes of small degree d and arbitrary large dimension n . In this connection, it would be interesting to know whether the following converse version of 1.12 is true:

Question 1.13. *Let d be a positive integer. Does there exist a constant $N(d)$ such that every lattice polytope Δ of degree d and dimension $n \geq N(d)$ is a Cayley polytope $\Delta_0 * \Delta_1$ of some lattice polytopes Δ_0 and Δ_1 with $\dim(\Delta_0), \dim(\Delta_1) < n$.*

We show below that for $d = 1$ the answer is positive, if we take $N(1) = 3$.

2. MAIN THEOREM ON LATTICE POLYTOPES OF DEGREE 1

The following definition is inspired by the notion *Lawrence polytope* (see [4]):

Definition 2.1. We call an n -dimensional lattice polytope Δ ($n \geq 1$) a *Lawrence prism* with heights h_1, \dots, h_n , if there exists an affine lattice basis e_0, \dots, e_n of M and non-negative integers h_1, \dots, h_n such that

$$\Delta = \text{conv}(e_0, e_0 + h_1(e_n - e_0), e_1, e_1 + h_2(e_n - e_0), \dots, e_{n-1}, e_{n-1} + h_n(e_n - e_0)).$$

In this case, the vector $e_n - e_0$ is called a *direction* of Δ . A Lawrence prism can be considered as the *Cayley polytope* of n segments

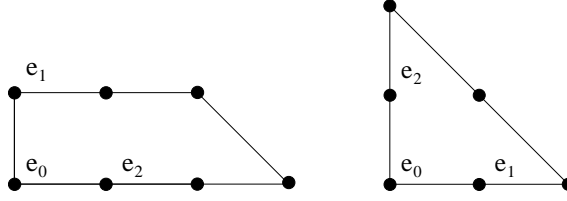
$$[0, h_1], \dots, [0, h_n] \subset \mathbb{R}.$$

Definition 2.2. We call an n -dimensional lattice polytope Δ ($n \geq 2$) *exceptional*, if there exists an affine lattice basis e_0, \dots, e_n of M such that

$$\Delta = \text{conv}(e_0, e_0 + 2(e_1 - e_0), e_0 + 2(e_2 - e_0), e_3, \dots, e_n).$$

In particular, Δ is a simplex which is the $(n - 2)$ -fold pyramid over the 2-dimensional basic simplex multiplied by 2.

The following two figures show the 2-dimensional Lawrence prism with the heights $h_1 = 3$, $h_2 = 2$, and the exceptional triangle:



Remark 2.3.

- (1) We note that an exceptional simplex can never be a Lawrence prism, because it has two intersecting edges each containing more than two lattice points.
- (2) For any fixed dimension n there exists exactly one exceptional simplex up to isomorphism. On the other hand, n -dimensional Lawrence prisms form a countably infinite family for any fixed n .
- (3) We can consider the basic lattice simplex of degree 0 as a particular case of a Lawrence polytope with the heights $h_1 = 1$ and $h_2 = \dots = h_n = 0$.

Proposition 2.4. *An exceptional simplex or a Lawrence prism with $h_1 + \dots + h_n \geq 2$ has degree 1.*

Proof. If Δ is an n -dimensional Lawrence prism then, by 1.12, we have $\deg(\Delta) \leq 1$. On the other hand, $\text{Vol}(\Delta) = h_1 + \dots + h_n$. Thus, we have

$$(1 - t)^{n+1}P(\Delta, t) = 1 + (h_1 + \dots + h_n - 1)t$$

and $\deg(\Delta) = 1$ for $h_1 + \dots + h_n \geq 2$.

If Δ_0 is an exceptional triangle then, by a direct computation, one obtains

$$(1 - t)^3P(\Delta_0, t) = 1 + 3t.$$

For an arbitrary exceptional simplex Δ , the statement follows from 1.12. \square

It turns out that the converse statement to 2.4 is true:

Theorem 2.5 (Main Theorem). *Let Δ be lattice polytope of arbitrary dimension n . Then $\deg(\Delta) \leq 1$ if and only if Δ is an exceptional simplex or a Lawrence prism.*

For $n = 2$ this statement was proved independently by Khovanskii [5, Sect.5], Koelman [6, Sect. 4.1] and Schicho [7, Thm.3.2].

The starting point for the proof of this theorem is the following observation concerning the lattice points in Δ :

Lemma 2.6. *Let Δ be a lattice polytope with $\deg(\Delta) \leq 1$. Then the following statements are equivalent:*

- (1) *Lattice points in Δ are only vertices;*
- (2) *There is no lattice point strictly between two lattice points in Δ ;*

(3) *There is no lattice point strictly between two vertices of Δ .*

Proof. Obviously, one has $(1) \Rightarrow (2) \Rightarrow (3)$. By 1.9, every lattice point in Δ lies on an edge. Thus, $(3) \Rightarrow (1)$. \square

Definition 2.7. We call a lattice polytope Δ of degree ≤ 1 *narrow*, if it satisfies the equivalent statements in 2.6.

The proof of the main theorem 2.5 splits into two parts, depending on whether Δ is narrow or not.

3. CLASSIFICATION OF NARROW LATTICE POLYTOPES

First we note that any lattice subpolytope of a narrow polytope is narrow.

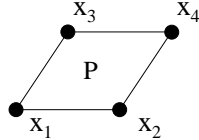
In the case of a simplex the situation is simple:

Lemma 3.1 (Simplex-Lemma). *Let $S \subset M_{\mathbb{R}}$ be an n -dimensional lattice simplex. Then S is a basic simplex if and only if S is narrow.*

Proof. Let S be narrow. By 1.5 we get $\text{Vol}(\Delta) = |\Delta \cap M| - n = 1$. \square

The next case to consider is that of a circuit, here very special lattice parallelograms naturally turn up. For this we fix some notation:

Definition 3.2. Let x_1, x_2, x_3, x_4 be lattice points. If $\text{conv}(x_1, x_2, x_3, x_4)$ is a two-dimensional 4-gon P with vertices x_1, x_2, x_3, x_4 that satisfy $x_1 + x_4 = x_2 + x_3$ and P contains no other lattice points except its vertices, then we call $x_1 + x_4 = x_2 + x_3$ a *parallelogram relation* and P a *narrow parallelogram*. In this case any subset of $\mathcal{V}(P)$ with three elements forms a two-dimensional affine lattice basis. The following figure illustrates this situation:



Lemma 3.3 (Circuit-Lemma). *Let $W \subset M$ be the set of $n+1$ vertices of a basic simplex S .*

Let $v \in M$, $v \notin W$, such that $\text{conv}(v, w) \cap M = \{v, w\}$ for any $w \in W$.

If $\text{conv}(v, W)$ has degree ≤ 1 , i.e., is narrow, then there is a parallelogram relation $v + w = w' + w''$ for some $w, w', w'' \in W$.

Proof. Let C be the unique circuit in $W \cup \{v\}$, that is, any proper subset of C is affinely independent, however C itself is not. Then $v \in C$, because W is affinely independent. There is a unique affine relation

$$\sum_{i=1}^a c_i w_i = \sum_{j=1}^b d_j u_j,$$

with positive integers c_i, d_j, a, b , where $a + b = |C|$ and $C = \{w_1, \dots, w_a, u_1, \dots, u_b\}$.

By [3, Ch.7, Prop.1.2] there are exactly two triangulations of $\Delta' := \text{conv}(C)$ with vertices in C , namely $\{\text{conv}(C \setminus \{w_i\}) : i = 1, \dots, a\}$ and $\{\text{conv}(C \setminus \{u_j\}) : j = 1, \dots, b\}$. By assumption and Simplex-Lemma 3.1 any simplex in these triangulations has normalized volume one. Hence $\text{Vol}(\Delta') = a = b$. For $d := \dim(\Delta') = |C| - 2 \geq 2$ Lemma 1.5 implies

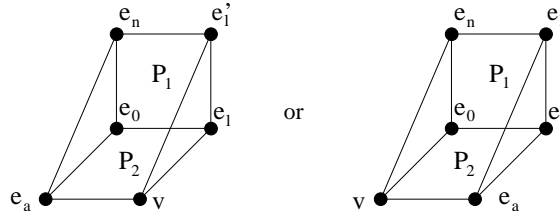
$$a + d = \text{Vol}(\Delta') + \dim(\Delta') = |\Delta' \cap M| = |C| = 2 + d = a + b.$$

Thus $\text{Vol}(\Delta') = d = b = a = 2$. This proves the statement. \square

Let e_0, \dots, e_n be an affine lattice basis of M . Choose a lattice point $e'_l := e_l + e_n - e_0$ for some fixed $l \in \{1, \dots, n-1\}$ so that $P_1 := \text{conv}(e_l, e'_l, e_0, e_n)$ is a narrow parallelogram.

Choose another lattice point v satisfying a parallelogram relation $v + e_c = e_a + e_b$ for some $a, b, c \in \{0, \dots, n\}$, i.e., $P_2 := \text{conv}(v, e_a, e_b, e_c)$ is another narrow parallelogram. Assume that $v - e_a \neq \pm(e_n - e_0)$ and $v - e_b \neq \pm(e_n - e_0)$.

Lemma 3.4 (Parallelogram-Lemma). *In the above situation, if the polytope $P := \text{conv}(P_1, P_2)$ is narrow, then P is a three-dimensional Lawrence prism, and we may assume (by possibly interchanging a and b) that P looks like*



In both cases e_0, e_l are the vertices of a common edge of the parallelograms P_1 and P_2 .

Proof. If $\{a, b, c\} \cap \{0, l, n\} = \emptyset$, then $\dim(P) = 5$ and

$$v + e_c + e_l + e_n = 4 \left(\frac{v + e_a + e_b + e_c + e_l + e'_l + e_0 + e_n}{8} \right)$$

is a lattice point in the interior of $4P$, a contradiction.

If $|\{a, b, c\} \cap \{0, l, n\}| = 1$, then $\dim(P) = 4$. By symmetry we may assume $e_c = e_n$, so

$$v + e_c + e_l = 3 \left(\frac{v + e_a + e_b + e_l + e'_l + e_0}{6} \right)$$

is a lattice point in the interior of $3P$, a contradiction.

If $|\{a, b, c\} \cap \{0, l, n\}| = 2$, then $\dim(P) = 3$. Assume that P_1 and P_2 do not have a common edge. Then it is easy to see that the middle point $(e_l + e_n)/2$ of P_1 or the middle point $(v + e_c)/2$ of P_2 is in the interior of P , a contradiction.

If $\{a, b, c\} = \{0, l, n\}$, then $\dim(P) = 2$, and we immediately see that P is not narrow, a contradiction. \square

Now we can give the first part of the proof of Theorem 2.5.

Proof of Theorem 2.5, if Δ is narrow. We may assume $\dim(\Delta) \geq 3$. The proof proceeds by induction on the number of lattice points in Δ .

Due to the Simplex-Lemma 3.1 we may assume that Δ is not a simplex, so there exists a vertex $v \in \mathcal{V}(\Delta)$ such that $\Delta' := \text{conv}((\Delta \cap M) \setminus \{v\})$ is n -dimensional. By induction hypothesis Δ' is a Lawrence prism with respect to an affine lattice basis e_0, \dots, e_n and direction $e_n - e_0$.

By the Circuit-Lemma 3.3 we get a parallelogram relation $v + e_c = e_a + e_b$ for $a, b, c \in \{0, \dots, n\}$ pairwise different.

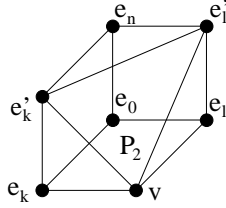
If $|\Delta' \cap M| = n + 1$, then Δ is already a Lawrence prism, so we can assume that there is another vertex $e'_l \in \mathcal{V}(\Delta')$, hence $e'_l = e_l + e_n - e_0$ for $l \in \{1, \dots, n-1\}$.

From now on we assume that Δ is not a Lawrence prism, so $v \neq e_a \pm (e_n - e_0)$ and $v \neq e_b \pm (e_n - e_0)$.

In this situation the above Parallelogram-Lemma yields that the convex hull P of $e_l, e'_l, e_0, e_n, v, e_a, e_b, e_c$ is a three-dimensional Lawrence prism, and moreover we can assume that there are, as pictured, only two possibilities for P . In any case e_0, e_l are vertices of the parallelogram $P_2 := \text{conv}(v, e_a, e_b, e_c)$.

Since we assumed that Δ is not a Lawrence prism, there has to exist yet another vertex $e'_k := e_k + e_n - e_0 \in \mathcal{V}(\Delta')$ for $k \in \{1, \dots, n-1\} \setminus \{l\}$.

To finish the proof we apply the Parallelogram-Lemma again for k instead of l , and get therefore that also e_0, e_k are the vertices of an edge of the parallelogram P_2 . Thus $Q := \text{conv}(v, e_0, e_n, e_l, e'_l, e_k, e'_k)$ has to look like



Obviously $(v + e_n)/2$ is a lattice point in the interior of Q , a contradiction. \square

4. LATTICE POLYTOPES OF DEGREE 1 WHICH ARE NOT NARROW.

Definition 4.1. Let $\Delta \subseteq M_{\mathbb{R}}$ be an n -dimensional lattice polytope. An edge of a lattice polytope is called *long*, if it contains more than two lattice points.

In particular for $\deg(\Delta) \leq 1$, Lemma 2.6 implies that there exists a long edge if and only if Δ is not narrow.

Lemma 4.2 (Long-Edge-Lemma). *Let $\deg(\Delta) \leq 1$, and let E be a long edge of Δ .*

- (1) *If E' is another long edge of Δ , then $\text{conv}(E, E')$ has dimension two, and is either an exceptional triangle or a Lawrence prism with parallel edges E and E' .*
- (2) *If D is an exceptional triangle contained in Δ , then E has to be an edge of D .*
- (3) *If P is a narrow parallelogram contained in Δ , and $Q := \text{conv}(E, P)$ is not two-dimensional, then $\dim(Q) = 3$ and $E \cap \mathcal{V}(P) = \emptyset$.*

Proof. (1) If u (resp. u') is an interior lattice point of E (resp. E'), then $(u + u')/2$ is a lattice point in the interior of $\text{conv}(E, E')$.

(2) Applying (1) to all edges E' of D yields $\dim(\text{conv}(E, D)) = 2$.

(3) Let $E = \text{conv}(v, v')$ and $w, u \in E \cap M$ with $(v + w)/2 = u$. Let $x_1 + x_4 = x_2 + x_3$ be the parallelogram relation of P .

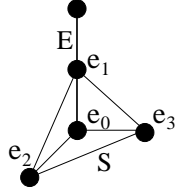
Since

$$x_1 + x_4 + u = 3 \left(\frac{x_1 + x_2 + x_3 + x_4 + v + w}{6} \right)$$

is a lattice point in the interior of $3Q$, we have $\dim(Q) = 3$. It is now easy to see that if $E \cap \mathcal{V}(P) \neq \emptyset$, then $(u + x_i)/2$ is a lattice point in the interior of Q for some $i \in \{1, \dots, 4\}$, a contradiction. \square

This lemma is now applied to show that a long edge determines the direction of a Lawrence prism or otherwise lies in an exceptional triangle:

Lemma 4.3 (Direction-Lemma). *Let $\deg(\Delta) \leq 1$. Let $e_0, \dots, e_n \in \Delta$ be an affine lattice basis of M such that e_0 and e_1 lie on a long edge E of Δ having e_0 as a vertex and e_1 as an interior lattice point. Let $S := \text{conv}(e_0, \dots, e_n)$. The following figure illustrates the situation for $n = 3$:*



If v is a vertex of Δ , then $v \in \mathcal{V}(S) + \mathbb{Z}(e_1 - e_0)$ or v is contained in an exceptional triangle in Δ .

Proof. We may assume that v is not contained in an exceptional triangle.

If there exists some $w \in \mathcal{V}(S)$ so that $E' := \text{conv}(v, w)$ is a long edge, then part (1) of the Long-Edge-Lemma implies that E and E' are parallel, hence $v \in \mathcal{V}(S) + \mathbb{Z}(e_1 - e_0)$.

Otherwise $\text{conv}(v, w) \cap M = \{v, w\}$ for any $w \in \mathcal{V}(S)$. We may now apply the Circuit-Lemma to $\mathcal{V}(S)$ and v to get a narrow parallelogram P with vertex v and the other three vertices in $\mathcal{V}(S)$. Let $Q := \text{conv}(E, P)$. Assume $\dim(Q) > 2$. Then part (3) of the Long-Edge-Lemma implies $\dim(Q) = 3$

and $\mathcal{V}(P) \subseteq \{v, e_2, \dots, e_n\}$. Hence $\mathcal{V}(P) \setminus \{v\}, e_0, e_1$ is affinely independent, so $\dim(Q) = 4$, a contradiction. Hence $\dim(Q) = 2$, thus $e_0, e_1 \in \mathcal{V}(P)$. Let $e_j \in \mathcal{V}(P)$ for $j \in \{2, \dots, n\}$; we may assume $j = 2$. If $v \neq e_2 \pm (e_1 - e_0)$, then $v = e_0 + e_1 - e_2$, so looking at the figure yields e_1 as an interior lattice point of the two-dimensional polygon $\text{conv}(v, e, e_2)$, a contradiction. \square

Now we can finish the proof of Theorem 2.5.

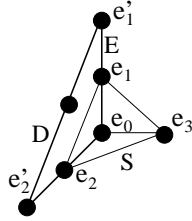
Proof of Theorem 2.5, if Δ is not narrow. Let $\deg(\Delta) \leq 1$. We may assume $\dim(\Delta) \geq 3$.

Since Δ is assumed to be not narrow, we can find a long edge E of Δ with vertices e_0 and e'_1 , a lattice point e_1 in the interior of E such that $e_1 - e_0$ is a primitive lattice point, and we find $e'_2, e_3, \dots, e_n \in \mathcal{V}(\Delta)$ such that $e_0, e_1, e'_2, \dots, e_n$ are the vertices of an n -dimensional simplex S' . So we are in the situation of the Direction-Lemma, however $e_0, e_1, e'_2, e_3, \dots, e_n$ is a priori just an affine \mathbb{R} -basis of $M_{\mathbb{R}}$.

If Δ contains no exceptional triangles, then by part (1) of the Long-Edge-Lemma there cannot be a long edge in S' , thus S' is basic by the Simplex-Lemma 3.1, and the Direction-Lemma yields that Δ is a Lawrence prism with direction $e_1 - e_0$.

Hence we may assume that $D := \text{conv}(e_0, e'_1, e'_2)$ is an exceptional triangle.

Let $e_2 := (e_0 + e'_2)/2 \in M$. By part (2) of the Long-Edge-Lemma any long edge of Δ is contained in D . In particular the simplex $S := \text{conv}(e_0, e_1, e_2, \dots, e_n)$ is narrow, hence basic. This implies that the simplex $P := \text{conv}(e_0, e'_1, e'_2, e_3, \dots, e_n)$ is exceptional. P is illustrated in the following figure (for $n = 3$):



Assume there exists $v \in \mathcal{V}(\Delta)$ with $v \notin P$.

In particular v cannot be the vertex of a long edge. Hence we can apply the Direction-Lemma to the long edge P and the vertices of S to get $v = e_j \pm (e_1 - e_0)$ for some $j \in \{2, \dots, n\}$. If $j = 2$, then either $v \in P$ or e_2 is an interior lattice point of the polygon $\text{conv}(v, e'_2, e'_1, e_0)$, a contradiction. Hence $j > 2$. However applying the Direction-Lemma again, this time to the long edge $\text{conv}(e'_2, e_0)$, yields $v \in \mathcal{V}(S) + \mathbb{Z}(e_2 - e_0)$, a contradiction.

Thus $\Delta = P$. \square

5. COHERENT TRIANGULATIONS AND A -DETERMINANT

As some immediate applications we determine for all lattice polytopes of degree ≤ 1 their triangulations, secondary polytopes and principal A -determinants.

Proposition 5.1. *Let $\deg(\Delta) \leq 1$. Then any lattice triangulation T of Δ is coherent, i.e., there exists a concave T -piecewise linear function whose domains of linearity are precisely the (maximal) simplices of T .*

If Δ is exceptional, then there are 14 lattice triangulations.

If Δ is the Lawrence prism with heights h_1, \dots, h_n , then the lattice triangulations of Δ are in one-to-one correspondence with words over the alphabet

$$\{x_{1,1}, \dots, x_{1,h_1}, \dots, x_{n,1}, \dots, x_{n,h_n}\}$$

where for each i the sum of the second index of the letters in $\{x_{i,1}, \dots, x_{i,h_i}\}$ has to be h_i . The number of lattice triangulations of Δ is

$$\sum_{(l_1, \dots, l_n) \in \{1, \dots, h_1\} \times \dots \times \{1, \dots, h_n\}} \frac{(l_1 + \dots + l_n)!}{l_1! \dots l_n!} \prod_{i=1}^n \binom{h_i - 1}{l_i - 1}.$$

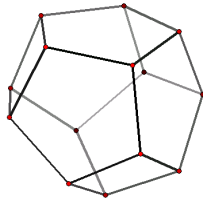
The proof of this corollary is left to the reader (e.g., compare with [1, Sect.3] and [3, Ch.7, Prop.3.4]).

In the case of the classical discriminant we have $n = 1$ and $\Delta = [0, h]$, and the above formula gives a well-known result: there exist exactly 2^{h-1} coherent triangulations of Δ .

In the case of an n -dimensional Lawrence prism with heights $1, \dots, 1$, that is, just the product of an $n - 1$ -dimensional basic simplex and a unit segment, the secondary polytope is the well-known *permutahedron*, cf. [3, Ch.7, Sect.3]. It is an $n - 1$ -dimensional polytope P with $n!$ vertices that is *simple*, i.e., any vertex of P is contained in only $\dim(P) = n - 1$ edges. Here we prove the following generalization:

Proposition 5.2. *Let $\deg(\Delta) \leq 1$. Then the secondary polytope $\text{Sec}(\Delta)$ is a simple lattice polytope.*

*If Δ is exceptional, then $\text{Sec}(\Delta)$ is the three-dimensional associahedron, cf. [3, Ch.7, Sect. 3B]. The following figure is a **polymake**-visualization, cf. [2]:*



If Δ is the Lawrence prism with heights h_1, \dots, h_n , then $\text{Sec}(\Delta)$ is $(h_1 + \dots + h_n - 1)$ -dimensional.

Proof. For Δ exceptional it is enough to compute the secondary polytope for $n = 2$, cf. [3, Ch.13,Sect.1,E. Example].

So let Δ be a Lawrence prism. We get $\dim(\text{Sec}(\Delta)) = |\Delta \cap M| - n - 1 = (h_1 + 1) + \dots + (h_n + 1) - n - 1 = h_1 + \dots + h_n - 1$.

By [3, Ch.7,Thm.2.10] two vertices of $\text{Sec}(\Delta)$ are joined by an edge if and only if they are obtained by a modification along a circuit. So let T be a triangulation with maximal simplices T_1, \dots, T_s , sorted in ascending order with respect to their intersection with the affine line containing $(e_0 + \dots + e_{n-1})/n$ and with direction $e_n - e_0$. Let T' be another triangulation such that the associated vertices in $\text{Sec}(\Delta)$ are joined by an edge.

If $s = 1$, then $\Delta = T_1$ is a simplex. Hence we may assume $\Delta = (e_0, \dots, e_{n-1}, e_0 + h_1(e_n - e_0))$. Therefore any lattice triangulation is induced by a lattice triangulation of $[0, h_1]$. However $\text{Sec}([0, h_1])$ is combinatorially a cube by [3, Ch.7,Prop.3.1], in particular simple.

So let $s > 1$, and we may assume $T_1 = \text{conv}(e_0, e_1, \dots, e_{n-1}, e_0 + k(e_n - e_0))$.

If $T_1 \cap T_2$ is also a simplex of T' , i.e., it stays unmodified under the modification of T , then T' is either given by a lattice triangulation of the Lawrence prism $\text{conv}(T_2, T_s)$ or by a lattice triangulation of T_1 . By induction hypothesis there are $h_1 + \dots + h_n - 2 = (h_1 + \dots + h_n - k - 1) + (k - 1)$ many choices for such T' .

Otherwise T' is the modification of T along the unique circuit contained in $\text{conv}(T_1, T_2)$. This proves that $\text{Sec}(\Delta)$ is simple. \square

For $A := \Delta \cap M$ the principal A -determinant was computed in [3] in the cases that Δ is an exceptional triangle [3, Ch.13,Sect.1,E. Example] or a product of two basic simplices [3, Ch.10,Example 1.3(b)]. Here we note the formula for a Lawrence prism:

Proposition 5.3. *Let $E_A(f)$ be the principal A -determinant for $A := \Delta \cap M$ and the polynomial $f = \sum_{\omega \in \Delta \cap M} a_\omega X^\omega$.*

If Δ is the Lawrence prism with heights h_0, \dots, h_{n-1} , then we can assume $e_0 = 0$ and $E_A(f) = f_0(x) + \sum_{i=1}^{n-1} y_i f_i(x)$ for $f_i(x) = \sum_{j=0}^{h_i} a_{i,j} x^j$.

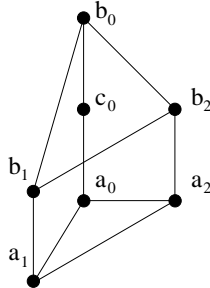
Then

$$E_A(f) = \left(\prod_{i=0}^{n-1} a_{i,0} a_{i,h_i} \right) \left(\prod_{i=0}^{n-1} \text{Discr}_{f_i} \right) \left(\prod_{i < j} \text{Res}(f_i, f_j) \right).$$

Proof. The degree of $E_A(f)$ is $(n+1)\text{Vol}(\Delta)$, that is the degree of the polynomial on the right side. However by prime factorization [3, Ch.10,Thm.1.2] and the Cayley-Trick [3, Ch.9,Prop.1.7] the right side divides the left. \square

The case where all heights equal one, i.e., Δ is a product of a basic simplex and a unit interval, was already explicitly treated in [3, Ch.10,Example

1.5(b)]. Here we illustrate this formula for $n = 3$ with $h_0 = h_1 = 1$, $h_2 = 2$ and coefficients enumerated as in the following figure:



Then

$$E_A(f) = a_0 a_1 a_2 b_0 b_1 b_2 (4a_0 b_0 - c_0^2) \\ (a_1 b_2 - a_2 b_1)(a_1^2 b_0 + b_1^2 a_0 - a_1 b_1 c_0)(a_2^2 b_0 + b_2^2 a_0 - a_2 b_2 c_0).$$

REFERENCES

- [1] Dais, D.I.; Haase, C.; Ziegler, G.M.: All toric l.c.i.-singularities admit projective crepant resolutions. *Tohoku Math. J.* **53**, 95-107 (2001)
- [2] Gawrilow, E.; Joswig, M.: **polymake**: a tool for the algorithmic treatment of convex polyhedra and finite simplicial complexes. Webpage, <http://www.math.tu-berlin.de/polymake/> (2005)
- [3] Gelfand, I.M.; Kapranov, M.M.; Zelevinsky, A.V.: *Discriminants, resultants and multidimensional determinants*. Birkhäuser 1994
- [4] Huber, B.; Rambau, J.; Santos, F.: The Cayley trick, lifting subdivisions and the Bohne-Dress theorem on zonotopal tilings. *J. Eur. Math. Soc.* **2**, 179-198 (2000)
- [5] Khovanskii, A. G.: Newton polygons, curves on torus surfaces, and the converse Weil theorem. *Russian Math. Surveys* **52**, 1251-1279 (1997)
- [6] Koelman, R.J.: *The number of moduli of families of curves on toric surfaces*. Proefschrift, Katholieke Universiteit te Nijmegen 1991
- [7] Schicho, J.: Simplification of surface parametrizations - a lattice polygon approach. *J. Symb. Comp.* **36**, 535-554 (2003)
- [8] Stanley, R.P.: Decompositions of rational convex polytopes. *Ann. Discr. Math.* **6**, 333-342 (1980)
- [9] Stanley, R.P.: *Enumerative Combinatorics, Vol. I*. Wadsworth & Brooks/Cole 1986
- [10] Stanley, R.P.: A monotonicity property of h -vectors and h^* -vectors. *Eur. J. Comb.* **14**, 251-258 (1993)

MATHEMATISCHES INSTITUT, UNIVERSITÄT TÜBINGEN, AUF DER MORGENSTELLE 10,
72076 TÜBINGEN, GERMANY

E-mail address: `victor.batyrev@uni-tuebingen.de`

ARBEITSGRUPPE GITTERPOLYTOPE, FREIE UNIVERSITÄT BERLIN, ARNIMALLEE 3,
14195 BERLIN, GERMANY

E-mail address: `nill@math.fu-berlin.de`