

Hard Unknots and Collapsing Tangles

Louis H. Kauffman and Sofia Lambropoulou

Abstract

This paper is unknotted.

0 Introduction

This paper gives infinitely many examples of unknot diagrams that are *hard*, in the sense that the diagrams need to be made more complicated by Reidemeister moves before they can be simplified. In order to construct these diagrams, we prove theorems characterizing when the numerator of the sum of two rational tangles is an unknot. The paper uses these results in studying processive DNA recombination, finding minimal size unknot diagrams, generalizing to collapses to knots as well as to unknots, and in finding unknots with arbitrarily high complexity in terms of the *recalcitrance* that will be defined below.

We have made every effort to make this paper self-contained and available to a reader who is just becoming interested in the theory of knots and links. We believe that a good way to appreciate the problem of knotting is to look at the structure of unknots. The fact that our problems are elucidated by the theory of rational tangles (see below) provides a good opportunity for introducing the basics of this theory and its intimate connection with matrices and continued fractions. Because the paper is both a research paper and an expository paper, we have designed the rest of this introduction and the next section as a guide, and the following section as a review of the needed tangle theory.

The fundamental problem in knot theory is to determine whether a closed loop embedded in three dimensional space is knotted. We sometimes put this as the question: Is this knot knotted? This might seem to be a contradiction in terms, but that comes from referring to any tangled loop as a “knot”, when only some loops are so irretrievably tangled that there is no way to simplify them. View Figure 6. Can you tell whether this knot is knotted or not? It requires quite some intuition for topology to just look at a knot and know if it is really knotted.

In order to analyze the knottedness of a knot, a mathematical representation is required. In this paper we shall use the method of knot and link diagrams, and the equivalence relation generated by the Reidemeister moves (See Figure 1 for an illustration of these moves). Knot diagrams are graphs with extra structure that encode the embedding type of the knot. Each diagram is a pictorial representation of the knot, and so appeals to the intuition of the viewer. The Reidemeister moves are a set of simple combinatorial moves, proved in the 1920's to capture the notion of topological equivalence of knots and links in three dimensional space. Single applications of these moves can leave the diagram with the same number of crossings (places where a weaving of two segments occurs), or increase or decrease the number of crossings. Some unknottings can be accomplished without increasing the number of crossings in the diagram. We call such unknot diagrams *easy* since the fact that they are unknotted can be determined by a finite search for simplifying moves. However, there are culprit diagrams that require moves that *increase* the number of crossings before the diagram can be simplified to an unknotted circle with no crossings. It is the structure of such culprits that is the subject matter of this paper.

See Figure 2 for a diagram that we shall refer throughout this paper as the “Culprit.” This culprit is not the only culprit, but it is the exemplar that we shall use, and it is the example that started this investigation. The first author likes to use the Culprit as an example in introductory talks about knot theory. One draws the Culprit on the board and asks whether it is knotted or not. This gives rise to a discussion of easy and hard unknots, and how the existence of hard unknots makes us need a theory of knots in order to prove knottedness when it occurs. After using this example, we began to ask how to produce other examples that were hard and to wonder if our familiar culprit might be the smallest such example (size being the number of crossings, in this case 10).

We discovered that there are infinitely many examples of hard unknot diagrams, obtained by using the theory, due to John H. Conway, of rational tangles and their closures. We discuss the clues to how this comes about in Section 1 of this paper, and we give other examples of culprits and near culprits in this section. In order to use the theory of rational tangles, one must become familiar with the notion of *tangle* and the notion of the *fraction of a tangle*. In Section 1, we introduce the tangle analysis and assume that the reader knows about tangle fractions. The reader can skip to Section 2 to learn this material, and then finish reading Section 1, if this is needed. Section 2 contains the basics about the theory of rational tangles, and their closures, the rational knots and links.

Section 1 contains our definition of the *recalcitrance* $R(D)$ of an unknot diagram D . The recalcitrance of D is the ratio of the least number of crossings in a possibly larger diagram that is needed in an unknotting sequence for D , to the number of crossings in D . The recalcitrance is a measure of how much complexification is needed in order to simplify D .

The clue in Section 1 is the fact that the Culprit can be divided into two rational tangles whose fractions add up to a fraction whose numerator has absolute value equal to 1. It turns out that *whenever the sum of the fractions of two rational tangles has numerator equal to plus or minus one, then the closure of the sum of the two tangles will be an unknot*. This result is Theorem 5 in Section 3. In Theorem 8 of Section 4 we take a further step and characterize fractions $\frac{P}{Q}$ and $\frac{R}{S}$ such that $\frac{P}{Q} - \frac{R}{S} = \frac{\pm 1}{QS}$ in terms of their associated continued fractions. It turns out that this last equation is satisfied if and only if one of the two continued fractions is a *convergent* of the other. This means that one continued fraction is a one-term truncate of the other. For example

$$3/2 = 1 + \frac{1}{2}$$

is a convergent of

$$10/7 = 1 + \frac{1}{2 + \frac{1}{3}}.$$

Section 2 sets up the matrix representations for continued fractions that underpin the proof of the Theorems. This completely solves the question of when two fractions give rise to an unknot via the (numerator) closure of the sum of their associated tangles.

In Section 5 we use these results to construct many examples of hard unknots. The first example of this section is given in Figure 27 and in Figure 34. This little culprit H is a hard unknot diagram with only 9 crossings. We then show how our original culprit (of 10 crossings) arises from a “tucking construction” applied to an unknot that is an easy diagram without the tuck (Figure 29). This section then discusses other applications of the tucking construct. In Section 6 we prove that the little culprit H of Figure 34 is the smallest hard unknot diagram that can be made by taking the closure of the sum of two rational tangles. In Section 7 we show the historically first hard unknot, due to Goeritz in 1934. The Goeritz diagram has 11 crossings, but there is a surprise: In unknotting the Goeritz diagram, we find the little culprit H appearing (Figure 36).

In Section 8, we show how our unknots are related to the study of processive recombination of DNA. In the *tangle model* for DNA recombination, pioneered

by DeWitt Sumners and Claus Ernst, the initial substrate of the DNA is represented as the closure of the sum of two rational tangles. It is usual to assume that the initial DNA substrate is unknotted. We have characterized such unknot configurations in this paper, and so are in a position to apply our results to the model. We show that processive recombination stabilizes, in the sense that the form of the resulting knotted or linked DNA is obtained by just adding twists *in a single site* on the closure of a certain tangle. This result helps to understand the form of the recombination process.

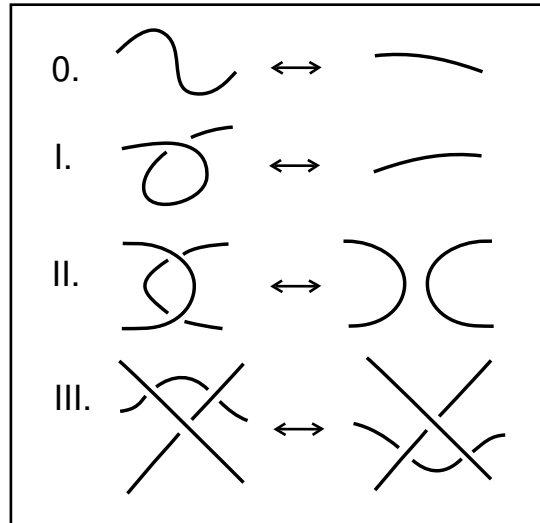
In Section 9 we consider more general collapses of diagrams to knots and links rather than just to unknots. Thus we generalize our results to hard knots as well as hard unknots. In Section 10 we revisit the recalcitrance of unknot diagrams, and show, by using tangle methods, that there is no upper bound to the recalcitrance.

Section 11 is a vignette of other mathematical relationships associated with pairs of fractions $\frac{a}{b}$ and $\frac{c}{d}$ such that $|ad - bc| = 1$. All these relationships add dimension to our discussion of unknots related to such pairs, and include Farey series, continued fractions, the Riemann Hypothesis, Pick's Theorem and Ford circles. By looking outward in this way, we find a rich vein of geometry, topology and number theory associated with our theme of knots and unknots.

Acknowledgements. The first author thanks the National Science Foundation for support of this research under NSF Grant DMS-0245588. It gives both authors pleasure to acknowledge the hospitality of the Mathematisches Forschungsinstitut Oberwolfach, the University of Illinois at Chicago and the National Technical University of Athens, Greece, where much of this research was conducted.

1 Culprits

Combinatorial knot theory got its start in the hands of Kurt Reidemeister [31] who discovered a set of moves on planar diagrams that capture the topology of knots and links embedded in three dimensional space. Reidemeister proved that the set of diagrammatic moves shown in Figure 1 generate isotopy of knots and links. That is, he showed that if we have two knots or links in three dimensional space, then they are ambient isotopic if and only if corresponding diagrams for them can be obtained, one from the other, by a sequence of moves of the types shown in Figure 1.

**Figure 1 - The Reidemeister Moves**

In this section, we discuss the unknotting of knot diagrams using the Reidemeister moves. Reidemeister proved that two knots or links are topologically equivalent if and only if diagrams for them can be related by a finite sequence of Reidemeister moves. The moves are performed on the diagrams in such a way that the rest of the diagram is left fixed. The transformations shown in Figure 1 are performed locally. This means that when one searches for available Reidemeister moves on a diagram, one searches for one-sided, two-sided, and three-sided regions with the appropriate crossing patterns as shown in Figure 1. It is important to note that knot and link diagrams are taken to be on the surface of a two dimensional sphere that is standardly embedded in three dimensional space. Thus the outer region of a planar diagram is handled just like any other region in that diagram, and can be the locus of any of the moves.

Here is an example of a knot diagram (originally due to Ken Millett [27]), in Figure 2. We like to call this diagram the “Culprit.” The Culprit is a knot diagram that represents the unknot, but as a diagram, and using only the Reidemeister moves, it must be made more complicated before it can be simplified to an unknotted circle. We measure the complexity of a knot or link diagram by the number of crossings in the diagram. Culprit has 10 crossings, and in order to be undone, we definitely have to increase the number of crossings before decreasing them to zero. The reader can verify this for himself by checking each region in the diagram of the Culprit. A simplifying Reidemeister II move can occur only on a two-sided region, but no two-sided region in the diagram admits such a move. Similarly on the Culprit diagram there are no simplifying

Reidemeister I moves and there are no Reidemeister III moves (note that a III move does not change the complexity of the diagram). We view the diagram of the Culprit and other such examples as resting on the surface of the two-dimensional sphere. Thus the outer region of the diagram counts as much as any other region in this search for simplifying moves.




Figure 2 - The Culprit




Figure 3 - An Easy Unknot

In contrast to the Culprit, view Figure 3 for an example of an easy unknot. This one simplifies after a Reidemeister moves of type III unlock further moves of type I and type II. The reader can probably just look at the diagram in Figure 3 and see at once that it is unknotted.

View Figure 4 for an unknotting sequence for the Culprit. Notice that we undo it by swinging the arc that passes underneath most of the diagram outward, and that in this process the number of crossings in the intermediate diagrams increases. In the diagrams of Figure 4 the largest increase is to a diagram of 12 crossings. This is the best possible result for this diagram.

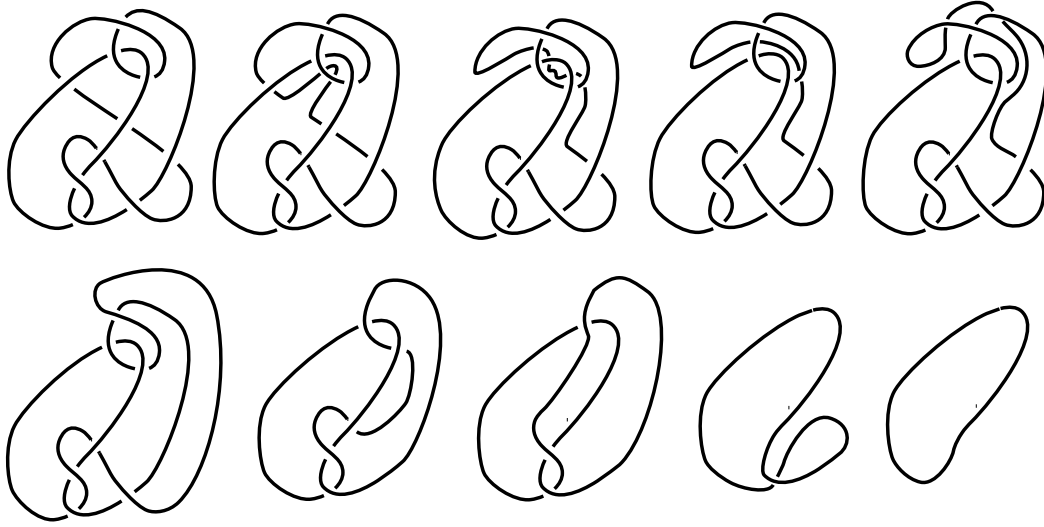


Figure 4 - The Culprit Undone

We shall call a diagram of the unknot *hard* if it has the following three properties:

1. There are no simplifying Type I moves on the diagram.
2. There are no simplifying Type II moves on the diagram.
3. There are no Type III moves on the diagram.

Hard unknot diagrams have to be made more complex before they will simplify to the unknot, if we use Reidemeister moves. It is an unsolved problem just how much complexity can be forced by a hard unknot.

Definition 1 Define the *complexity* of a diagram K to be the number of crossings, $C(K)$, of that diagram. Let K be a hard unknot diagram. Let K' be a diagram Reidemeister equivalent to K such that K' can be simplified to the unknot. For any unknotting sequence of Reidemeister moves for K there will be a diagram K'_{max} with a maximal number of crossings. Let $Top(K)$ denote the minimum of $C(K'_{max})$ over all unknotting sequences for K . Let

$$R(K) = Top(K)/C(K)$$

be called the *recalcitrance* of the hard unknot diagram K . Very little is known about $R(K)$.

In the case of our Culprit, $Top(K) = 12$ while, $C(K) = 10$. Thus $R(K) = 1.2$. A knot that can be simplified with no extra complexity has recalcitrance equal to 1. We shall have more to say about the recalcitrance in Section 13.

In [18] Hass and Lagarias show that there exists a positive constant c_1 such that for each $n > 1$ any unknotted diagram D with n crossings can be transformed to the trivial knot diagram using less than or equal to $2^{c_1 n}$ Reidemeister moves. As a corollary to this result, they conclude that any unknotted diagram D can be transformed by Reidemeister moves to the trivial knot diagram through a sequence of knot diagrams each of which has at most $2^{c_1 n}$ crossings. In our language, this result says that

$$R(D) \leq \frac{2^{c_1 C(D)}}{C(D)}$$

where $C(D)$ is the number of crossings in the diagram D . The authors of [18] prove their result for $c_1 = 10^{11}$, but remark that this is surely too large a constant. Much more work needs to be done in this domain. We should also remark that the question of the knottedness of a knot is algorithmically decidable, due to the work of Haken and Hemion (See [19]). This algorithm is quite complex, but its methods are used in the work of Hass and Lagarias.

For work on unknots related to braids see [28]. See also the work of Dynnikov [7] for a remarkable diagramming system for knots and links in which unknot diagrams can be detected by simplification only. Finally, another approach to detecting unknots is the use of invariants of knots and links. For example, it is conjectured that the Jones polynomial [20, 21] of a knot diagram is equal to one only when that knot is unknotted.

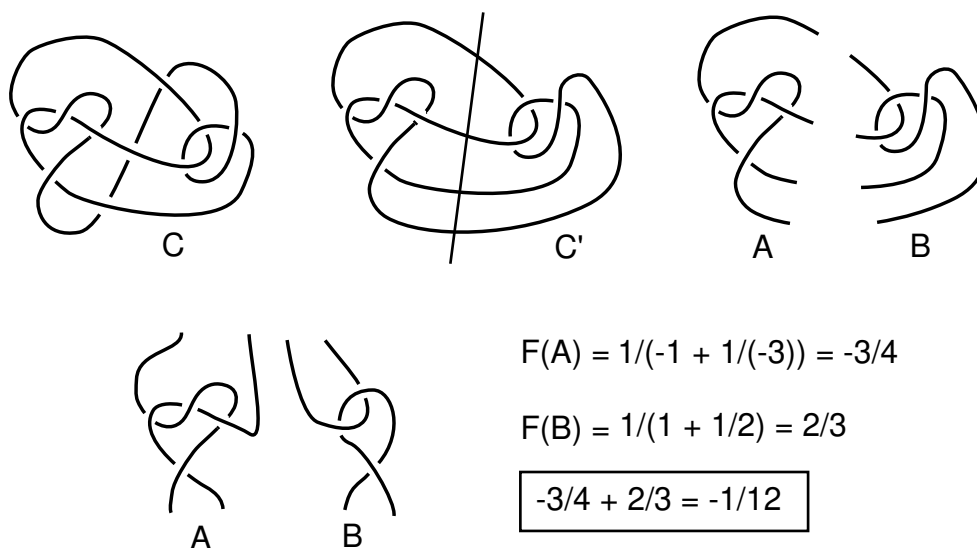


Figure 5 - The Culprit Analysis

One purpose of this paper is to give infinite classes of hard unknots by employing an insight about the structure of our Culprit, and generalizing this insight into results about the structure of tangles whose numerators are unknotted. In the course of this investigation, we shall obtain results about the collapse of tangle numerators to smaller knots and corresponding results about the non-uniqueness of solutions to certain tangle equations. These results are of interest in working with the tangle model of DNA recombination. See Section 8.

In order to see the Culprit in a way that allows us to generalize him, we shall use the language and technique of the theory of tangles. The next sections describe a bit of basic tangle theory, but we shall now analyze the Culprit using this language, to illustrate our approach. The reader familiar with the language of tangles will have no difficulty here. *Other readers may wish to read the next section and then come back to this discussion.*

View Figure 5. In Figure 5 we have a drawing C of the Culprit and next to it, we have a drawing C' of the result of part of Figure 4, where the undercrossing arc in C has been isotoped along (making the complexity rise) until it has been drawn outside the rest of the diagram. Concentrate on C' . Notice that we can cut C' into two pieces, as shown in Figure 5. These two pieces, A and B , are rational tangles (see the sections below) and this cutting process shows that C' is the numerator closure of the tangle sum of A and B . This is written $C' = N(A + B)$. Each rational tangle T has a rational fraction $F(T)$ that tells all about it. In this case,

$$F(A) = \frac{1}{-1 + \frac{1}{-3}} = -3/4$$

and

$$F(B) = \frac{1}{1 + \frac{1}{2}} = 2/3.$$

We know that the numerator of $A + B$ is unknotted and we would like to understand why it is unknotted. We notice that the sum of the fractions of A and B is $-3/4 + 2/3 = -1/12$. Thus the numerator of the sum of the fractions of A and B is -1 . Does this -1 imply the unknottedness of the numerator of $A + B$? Well, the answer is that it does, and that will be the subject of much of the rest of this paper. See our Theorem 5 in Section 3.

The next example is illustrated in Figure 6 and Figure 7. Figure 6 is a three-dimensional rendering of the unknot shown in Figure 7. This example is interesting psychologically because it looks knotted to most observers. The

three dimensional picture is a frame from a deformation of this example in the energy minimization program KnotPlot [33]. It is illuminating to run the program on this example and watch the knot self-repel and undo itself. In Figure 7, we show how a little tangle arithmetic tells us at once that this knot is unknotted. We see that it is the numerator of a sum of two tangles. One tangle is $[1/2]$. The other is quickly seen to be the sum $[1] + [-1] + [-1/3] = [-1/3]$. Since $1/2 - 1/3 = 1/6$, this knot is unknotted by our Theorem 5. Note that this unknot example is not hard. It has type III moves available on the diagram.




Figure 6 - Three Dimensional Unknot

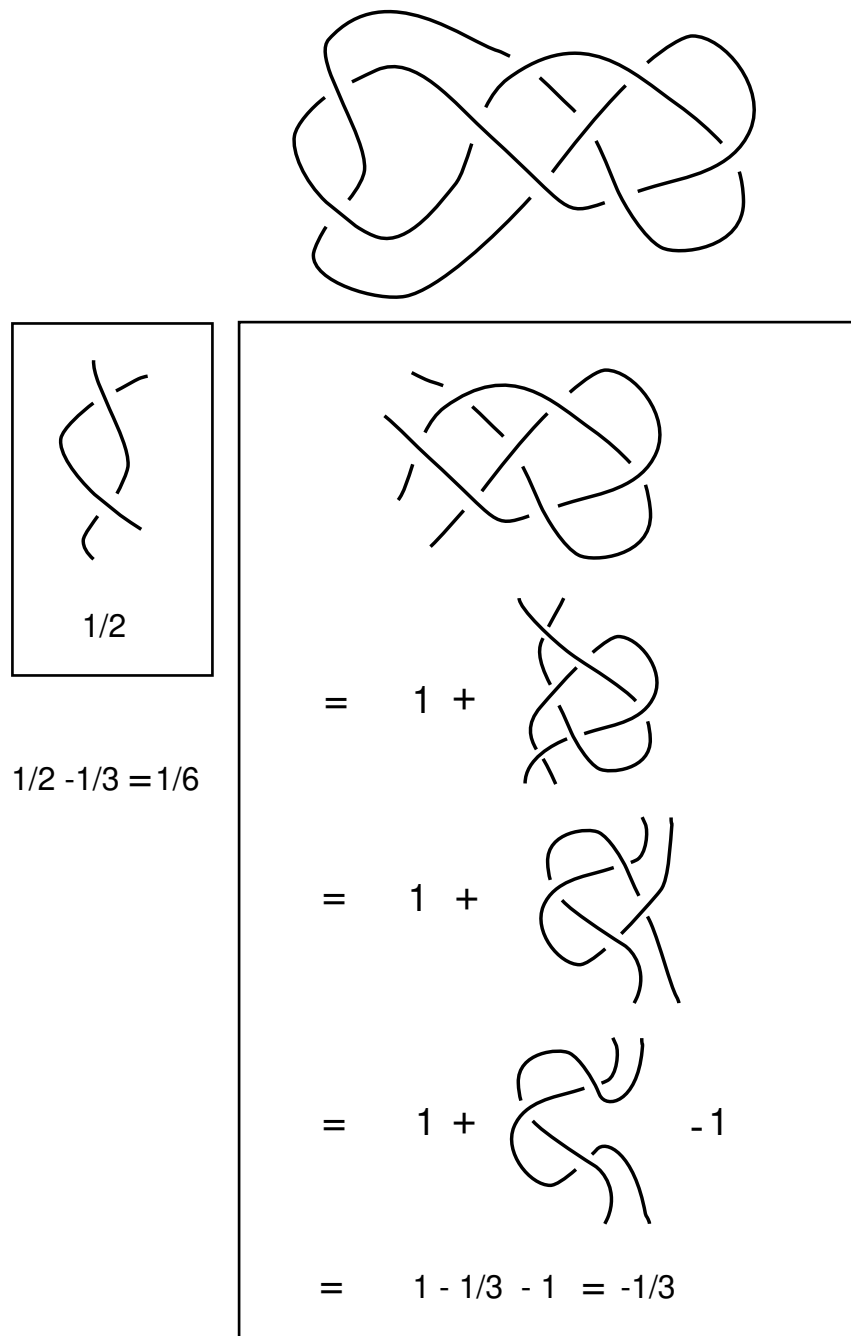


Figure 7 - Analysis of an Unknot

Finally, we give an example of a hard unknot that is of a different type than the sort that we are considering in this paper. In Figure 8 we show a hard unknot whose diagram is not the closure of the sum of two rational tangles. There are many knots and many hard unknots. We only scratch the surface of this subject.

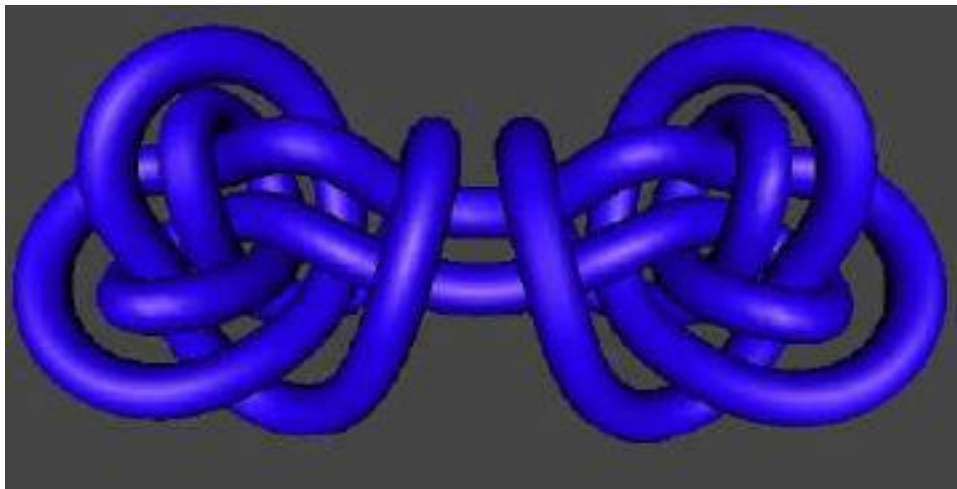


Figure 8 - Another Hard Unknot

2 Rational Tangles, Rational Knots and Continued Fractions

In this section we recall the definitions, basic results and the classification of rational tangles and rational knots using the theory of continued fractions. Throughout this paper by the term “knots” we will refer to both knots and links, and whenever we really mean “knot” we shall emphasize it. Rational knots and links comprise the simplest class of links. They are also known in the literature as Viergeflechte, four-plats or 2-bridge knots depending on their geometric representation. The notion of a tangle was introduced in 1967 by Conway [5] in his work on enumerating and classifying knots and links.

A *2-tangle* is a proper embedding of two unoriented arcs and a finite number of circles in a 3-ball B^3 , so that the four endpoints lie in the boundary of B^3 . A *tangle diagram* is a regular projection of the tangle on an equatorial disc of B^3 . Throughout the paper by “tangle” we will mean “tangle diagram”. A *rational tangle* is a special case of a 2-tangle obtained by applying consecutive twists on neighbouring endpoints of two trivial arcs. Such a pair of arcs comprise the

$[0]$ or $[\infty]$ tangles (see Figure 10), depending on their position in the plane. For examples see Figure 9 and Figure 14. Conway defined the rational knots as “numerator” or “denominator” closures of the rational tangles. See Figure 9. Conway [5] also defined *the fraction* of a rational tangle, using a continued fraction representation, to be a rational number or ∞ .

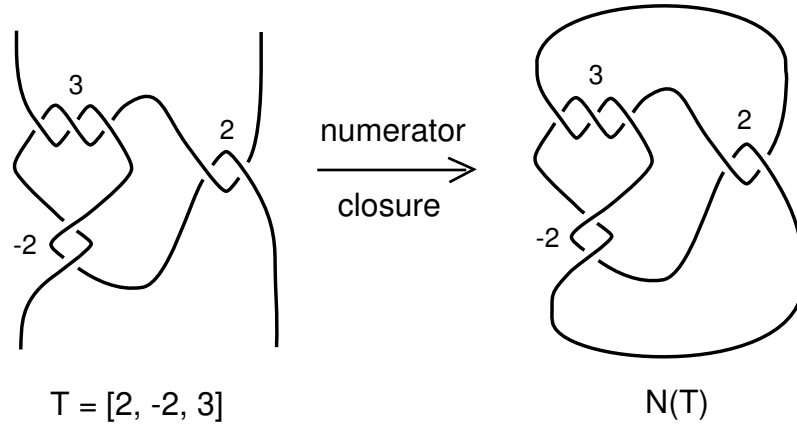


Figure 9 - A rational tangle and a rational knot

We are interested in tangles up to isotopy. Two tangles, T, S , in B^3 are *isotopic*, denoted by $T \sim S$, if and only if any two diagrams of them have identical configurations of their four endpoints on the boundary of the projection disc, and they differ by a finite sequence of the Reidemeister moves [31, 32], which take place in the interior of the disc. Of course, each twisting operation used in the definition of a rational tangle changes the isotopy class of the tangle to which it is applied. Rational tangles are classified by their fractions by means of the following theorem, different proofs of which are given in [29], [3, 4], [17] and [22].

Theorem 1 (Conway, 1975) *Two rational tangles are isotopic if and only if they have the same fraction.*

More than one rational tangle can yield the same or isotopic rational knots, and the equivalence relation between the rational tangles is mapped into an arithmetic equivalence of their corresponding fractions. Indeed we have:

Theorem 2 (Schubert, 1956) *Suppose that rational tangles with fractions $\frac{p}{q}$ and $\frac{p'}{q'}$ are given (p and q are relatively prime. Similarly for p' and q' .) If $K(\frac{p}{q})$ and $K(\frac{p'}{q'})$ denote the corresponding rational knots obtained by taking numerator closures of these tangles, then $K(\frac{p}{q})$ and $K(\frac{p'}{q'})$ are isotopic if and only if*

1. $p = p'$ and
2. either $q \equiv q' \pmod{p}$ or $qq' \equiv 1 \pmod{p}$.

Different proofs of Theorem 2 are given in [34], [3], [23].

2.1 Rational Tangles and their Invariant Fractions

We shall now recall from [22] the main properties of rational tangles and of continued fractions, which give insight to the classification of rational tangles. We said that a rational tangle is obtained by applying consecutive twists on neighbouring endpoints starting from the tangles $[0]$ or $[\infty]$, and we shall say that the rational tangle is in “twist form”, see Figure 14. The elementary rational tangles are either horizontal or vertical and they are enumerated by integers or their inverses, see Figure 10.

The type of crossings of 2-tangles (and of knots) follow the checkerboard rule: shade the regions of the tangle in two colors, starting from the left outside region with grey, and so that adjacent regions have different colors. Crossings in the tangle are said to be of “positive type” if they are arranged with respect to the shading as exemplified in Figure 10 by the tangle $[+1]$, i.e. they have the region on the right shaded as one walks towards the crossing along the over-arc. Crossings of the reverse type are said to be of “negative type” and they are exemplified in Figure 10 by the tangle $[-1]$. The reader should note that our crossing type conventions are the opposite of those of Conway in [5]. Our conventions agree with those of Ernst and Sumners [13, 14], [36] which in turn follow the standard conventions of biologists.




Figure 10 - The elementary rational tangles and the types of crossings

In the class of 2-tangles we have the non-commutative operations *addition* and *multiplication*, as illustrated in Figure 11, which are denoted by “+” and “*” respectively, and they are well-defined up to isotopy. For example, a rational tangle is created inductively by consecutive additions of the tangles $[\pm 1]$ on the right or on the left and multiplications by the tangles $[\pm 1]$ at the bottom or at the top, starting from the tangle $[0]$ or $[\infty]$. Since the very first crossing can be equally seen as a horizontal or as a vertical one, we may always assume that we start twisting from the tangle $[0]$. In order to read out a rational tangle in twist form we transcribe it as an algebraic sum using horizontal and vertical twists. For example, Figure 9 illustrates the tangle $(([3] * \frac{1}{[-2]}) + [2])$, while Figure 14 illustrates a twist form of the same tangle: $[1] + ([1] * [3] * \frac{1}{[-3]}) + [1]$. See also Figure 12.

We note that addition and multiplication do not, in general, preserve the class of rational tangles. For example, the 2-tangle $\frac{1}{[3]} + \frac{1}{[3]}$ is not rational. The sum (product) of two rational tangles is rational if and only if one of the two consists in a number of horizontal (vertical) twists.

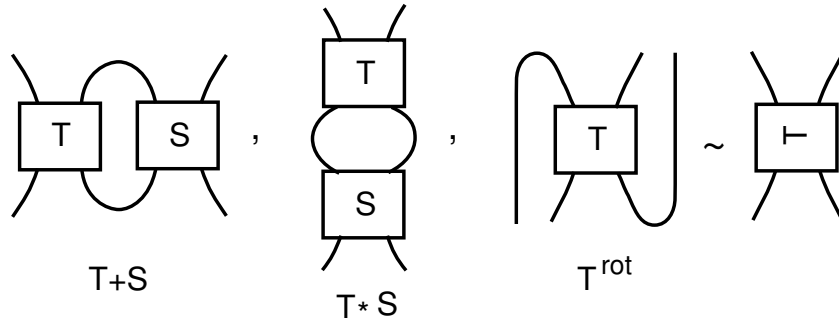


Figure 11 - Addition, multiplication and rotation of 2-tangles

We also define the *mirror image* of a tangle T , denoted $-T$, as T with all crossings switched. For example, $-[n] = [-n]$ and $-\frac{1}{[n]} = \frac{1}{[-n]}$. Then, the *subtraction* is defined as $T - S := T + (-S)$. Finally, the *rotation* of T , denoted T^{rot} , is obtained by rotating T on its plane counterclockwise by 90° . Whilst the *inverse* of T is defined to be $-T^{rot}$. Thus inversion is accomplished by rotation and mirror image. Note that T^{rot} and the inverse of T are in general not isotopic to T and they are order 4 operations. But for rational tangles the inversion is an operation of order 2. For this reason we shall denote the inverse of a rational tangle T by $1/T$, and hence the rotation of the tangle T will be denoted by $-1/T$. This explains the notation for the tangles $\frac{1}{[n]}$.

$$T = \text{tangle with crossings } 3, -2, 2 = \text{tangle with crossings } 3, -2 + \text{tangle with crossings } 2, -2 = \text{tangle with crossings } 3, -2 + [2]$$

$$x = \text{tangle with crossings } 3, -2 \Rightarrow -1/x = \text{tangle with crossings } 2, -2 = -1/[3] + [2]$$

$$\Rightarrow x = 1/(-[2] + 1/[3])$$

$$\Rightarrow T = [2] + 1/(-[2] + 1/[3])$$

$$= [2, -2, 3]$$

$$F(T) = 2 + 1/(-2 + 1/3) = 7/5$$

$$7/5 = 1 + 1/(2 + 1/2) = [1, 2, 2] = F(S)$$

$$S = [1, 2, 2]$$

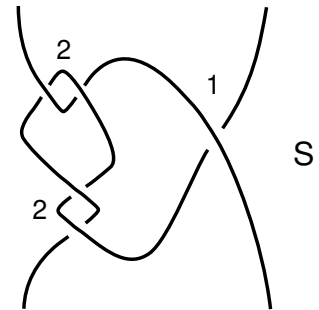


Figure 12 - Finding the Fraction

As we said earlier, there is a fraction associated to a rational tangle R which characterizes its isotopy class (Theorem 1). In fact, the fraction is defined for any 2-tangle and always has the following three properties, which suffice for computing the fraction $F(R)$ inductively for rational tangles:

1. $F([\pm 1]) = \pm 1$.
2. $F(T + S) = F(T) + F(S)$.
3. $F(T^{rot}) = -1/F(T)$.

In Figure 12 we illustrate this process by using only these three rules to compute a specific tangle fraction. In the following discussion we discuss the fraction in more detail and how it is related to the continued fraction structure of the rational tangles.

As we shall see, for rational tangles in twist form two types of isotopy moves suffice for their study: *the flypes* and *the swing moves*, illustrated in Figures 13 and Figure 16 below. Both moves apply on 2-subtangles, fixing their endpoints.



Figure 13 - The flype moves

Starting from a rational tangle in twist form and using obvious flypes on appropriate subtangles one can always bring the twists all to the right and to the bottom of the tangle. See Figure 14 for an example. We shall then say that the rational tangle is in *standard form*.

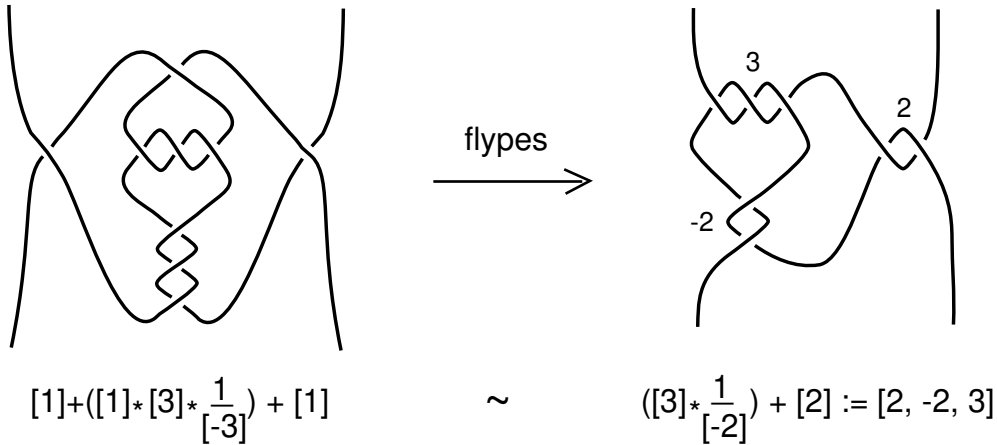


Figure 14 - A rational tangle in twist form converted to its standard form

From the above one may associate to a rational tangle in standard form a vector of integers (a_1, a_2, \dots, a_n) , where the first entry denotes the place where the tangle starts untwisting and the last entry where it begins to twist. For example the tangle of Figure 9 corresponds to the vector $(2, -2, 3)$.

Note that, if a rational tangle has an odd number of sets of twists (n odd) and $[a_n]$ is horizontal, then $[a_1]$ is also horizontal ($n = 3$ in Figure 9). If n is even and $[a_1]$ horizontal then, since the very first crossing may be assumed horizontal, $[a_n]$ can break into one horizontal crossing and $a_n - 1$ vertical ones. So, the set of twists may be always assumed *odd*. Also, up to the ambiguity of the first crossing, the vector associated to a rational tangle is *unique*, i.e. $(a_1, a_2, \dots, a_n) = (a_1, a_2, \dots, a_n - 1, 1)$, if $a_n > 0$, and $(a_1, a_2, \dots, a_n) = (a_1, a_2, \dots, a_n + 1, -1)$, if $a_n < 0$. See also Figure 20.

Another move that can be applied to a 2-tangle is a *flip*, its rotation in space by 180° . We denote T^{hflip} a horizontal flip (rotation around a horizontal axis on the plane of T) and T^{vflip} a vertical flip. See Figure 15 for illustrations. Note that a flip switches the endpoints of the tangle and, in general, a flipped tangle is not isotopic to the original one. *Rational tangles have the remarkable property that they are isotopic to their horizontal or vertical flips.* We shall refer to this as the *Flipping Lemma*.

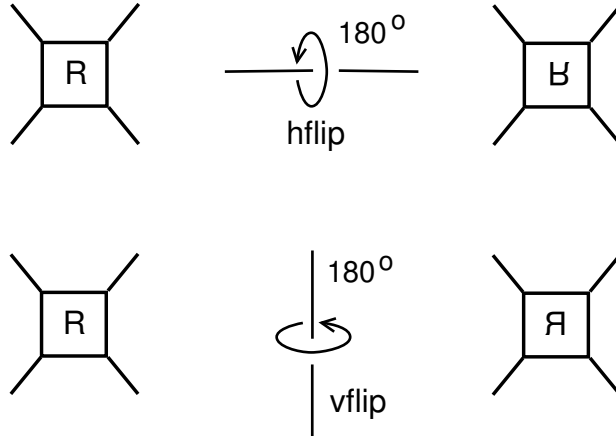


Figure 15 - The horizontal and the vertical flip

A consequence of the Flipping Lemma is that addition and multiplication by $[\pm 1]$ are commutative. Another consequence of the Flipping Lemma is that rotation and inversion of rational tangles each have order two. In particular, rotation is defined via a ninety degree turn of the tangle either to the left or to

the right. With this in mind the reader can easily deduce the formula below, by generalizing the method of Figure 12.

$$T * \frac{1}{[n]} = \frac{1}{[n] + \frac{1}{T}}.$$

Note that Figure 12 is focused on calculating the fraction, while the formula above is stated in terms of equivalent tangles. Nevertheless, the same trick works: Rotate $T * \frac{1}{[n]}$ by ninety degrees and note that it becomes $-[n] - \frac{1}{T}$. Use this to deduce that the original tangle is the negative reciprocal of this tangle. The formula follows immediately. As for the fraction, we have the corresponding formula

$$F(T * \frac{1}{[n]}) = \frac{1}{n + \frac{1}{F(T)}}.$$

These results imply that the two operations: addition of $[+1]$ or $[-1]$ and inversion between rational tangles suffice for generating the whole class of rational tangles. The above equation for tangles leads to the fact that a rational tangle in standard form can be described algebraically by a continued fraction built from the integer tangles $[a_1], [a_2], \dots, [a_n]$ with all numerators equal to 1, namely by an expression of the type:

$$[[a_1], [a_2], \dots, [a_n]] := [a_1] + \frac{1}{[a_2] + \dots + \frac{1}{[a_{n-1}] + \frac{1}{[a_n]}}}$$

for $a_2, \dots, a_n \in \mathbb{Z} - \{0\}$ and n even or odd. We allow $[a_1]$ to be the tangle $[0]$. The a rational tangle is said to be in *continued fraction form*.

We shall abbreviate the expression $[[a_1], [a_2], \dots, [a_n]]$ by writing $[a_1, a_2, \dots, a_n]$, and later will use the latter expression for a numerical continued fraction as well. There should be no ambiguity between the tangle and numerical interpretations, as these will be clear from context. Figure 9 illustrates the rational tangle $[2, -2, 3]$.

Let $T = [a_1, a_2, \dots, a_n]$. The following statements are now straightforward.

1. $T + [\pm 1] = [a_1 \pm 1, a_2, \dots, a_n]$,
2. $\frac{1}{T} = [0, a_1, a_2, \dots, a_n]$,
3. $-T = [-a_1, -a_2, \dots, -a_n]$.
4. $T = [a_1, a_2, \dots, a_n - 1, 1]$, if $a_n > 0$, and
 $T = [a_1, a_2, \dots, a_n + 1, -1]$, if $a_n < 0$.
5. $[a_1, \dots, a_{i-1}, b_i, 0, c_i, a_{i+1}, \dots, a_n] = [a_1, \dots, a_{i-1}, b_i + c_i, a_{i+1}, \dots, a_n]$.

From the above discussion it makes sense to assign to a rational tangle in standard form, $T = [[a_1], [a_2], \dots, [a_n]]$, for $a_1 \in \mathbb{Z}$, $a_2, \dots, a_n \in \mathbb{Z} - \{0\}$ and n even or odd, the numerical continued fraction

$$F(T) = F([a_1], [a_2], \dots, [a_n]) = [a_1, a_2, \dots, a_n] := a_1 + \frac{1}{a_2 + \dots + \frac{1}{a_{n-1} + \frac{1}{a_n}}},$$

if $T \neq [\infty]$, and to assign $F([\infty]) := \infty = \frac{1}{0}$, as a formal expression. This rational number or infinity shall be called *the fraction of T* . Note that here we use the notation $[a_1, a_2, \dots, a_n]$ for the numerical value of the continued fraction.

The subject of continued fractions is of perennial interest to mathematicians. See for example [25], [30], [26], [38]. Here we only consider continued fractions of the above type, i.e. with all numerators equal to 1. As in the case of rational tangles we allow the term a_1 to be zero. Clearly, the two simple algebraic operations *addition of +1 or -1* and *inversion* generate inductively the whole class of continued fractions, starting from zero. For any rational number $\frac{p}{q}$ the following statements are straightforward.

1. There are $a_1 \in \mathbb{Z}$, $a_2, \dots, a_n \in \mathbb{Z} - \{0\}$ such that $\frac{p}{q} = [a_1, a_2, \dots, a_n]$.
If $\frac{r}{d} = [a_{i+1}, \dots, a_n]$, we write $\frac{p}{q} = [a_1, \dots, a_i, \frac{r}{d}]$.
2. $\frac{p}{q} \pm 1 = [a_1 \pm 1, a_2, \dots, a_n]$,
3. $\frac{q}{p} = [0, a_1, a_2, \dots, a_n]$,
4. $-\frac{p}{q} = [-a_1, -a_2, \dots, -a_n]$,
5. $\frac{p}{q} = [a_1, a_2, \dots, a_n - 1, 1]$, if $a_n > 0$, and
 $\frac{p}{q} = [a_1, a_2, \dots, a_n + 1, -1]$, if $a_n < 0$.
6. If $a_i = b_i + c_i$ and $\frac{s}{u} = [c_i, a_{i+1}, \dots, a_n]$, then $\frac{p}{q} = [a_1, \dots, a_{i-1}, b_i + \frac{s}{u}]$
and $\frac{p}{q} = [a_1, \dots, a_{i-1}, b_i + c_i, a_{i+1}, \dots, a_n] = [a_1, \dots, a_{i-1}, b_i, 0, c_i, a_{i+1}, \dots, a_n]$.

Combining the above we obtain the following familiar properties for the tangle fraction of rational tangles.

1. $F(T + [\pm 1]) = F(T) \pm 1$.
2. $F(T^{rot}) = -1/F(T)$.
3. $F(-T) = -F(T)$.

Clearly, if a rational tangle T changes by an isotopy, the associated continued fraction form may also change. However, the fraction is a topological

invariant of T and does not change. The fraction characterizes the isotopy class of T . For the isotopy type of a rational tangle T with fraction $\frac{p}{q}$ we shall use the notation $[\frac{p}{q}]$. We have omitted here the proof of the invariance of the fraction. The interested reader can consult [5], [17], [22] for various proofs of this fact.

The key to the exact correspondence of fractions and rational tangles lies in the construction of a canonical alternating form for the rational tangle. This is obtained as follows: A tangle is said to be *alternating* if it is isotopic to a tangle where the crossings alternate from under to over as we go along any component or arc of the weave. Similarly, a knot is alternating if it possesses an alternating diagram. According to the checkerboard shading, the weave can alternate only if any two adjacent crossings are of the same type, and this propagates to the whole diagram. As we mentioned earlier, the second type of isotopy moves that suffice for studying rational tangles are the swing moves, illustrated in Figure 16. Using the swing moves and an induction argument, it is easy to show that rational tangles (and rational knots) are alternating.

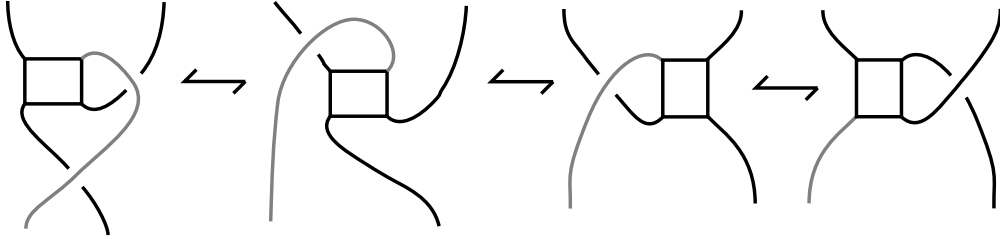


Figure 16 - The swing moves

We shall say that the rational tangle $S = [\beta_1, \beta_2, \dots, \beta_m]$ is in *canonical form* if S is alternating and m is odd. From the above, S alternating implies that the β_i 's are all of the same sign. It turns out that the canonical form for S is unique. In Figure 17 we bring our working rational tangle $T = [2, -2, 3]$ to its canonical form $S = [1, 2, 2]$. Note that $F(T) = F(S) = \frac{7}{5}$.



Figure 17 - Reducing to alternating form

On the other hand, by Euclid's algorithm and keeping all remainders of the same sign, we show that continued fractions also have canonical forms. Indeed, every continued fraction $[a_1, a_2, \dots, a_n]$ can be transformed to a unique canonical form $[\beta_1, \beta_2, \dots, \beta_m]$, where all β_i 's are positive or all negative integers and m is odd.

For example, $[2, -2, 3] = [1, 2, 2] = \frac{7}{5}$. There is also an algorithm that can be applied directly to the initial continued fraction to obtain its canonical form, which works in parallel with the algorithm for the canonical form of rational tangles. Indeed, we have:

Proposition 1 *The following identity is true for continued fractions and correspondingly is a topological equivalence of the corresponding tangles:*

$$[\dots, a, -b, c, d, e, \dots] = [\dots, (a-1), 1, (b-1), -c, -d, -e, \dots].$$

This identity gives a specific inductive procedure for reducing a continued fraction to all positive or all negative terms. In the case of transforming to all negative terms, we can first flip all signs and work with the mirror image. Note also that

$$[\dots, a, b, 0, c, d, e, \dots] = [\dots, a, b+c, d, e, \dots]$$

will be used in these reductions.

Proof. The technique for the reduction is based on the formula

$$a + 1/(-b) = (a-1) + 1/(1 + 1/(b-1)).$$

If a and b are positive, this formula allows the reduction of negative terms in a continued fraction. The identity in the Proposition follows immediately from this formula. \square

2.2 Rational Knots and Continued Fractions

By joining with simple arcs the two upper and the two lower endpoints of a 2-tangle T , we obtain a knot called the *Numerator* of T , denoted by $N(T)$. A rational knot is defined to be the numerator of a rational tangle. Joining with simple arcs each pair of the corresponding top and bottom endpoints of T we obtain the *Denominator* of T , denoted by $D(T)$, see Figure 18. We have $N(T) = D(T^{rot})$ and $D(T) = N(T^{rot})$. As we shall see in the next section, the numerator closure of the sum of two rational tangles is still a rational

knot. But the denominator closure of the sum of two rational tangles is not necessarily a rational knot, think for example of the sum $\frac{1}{[3]} + \frac{1}{[3]}$.

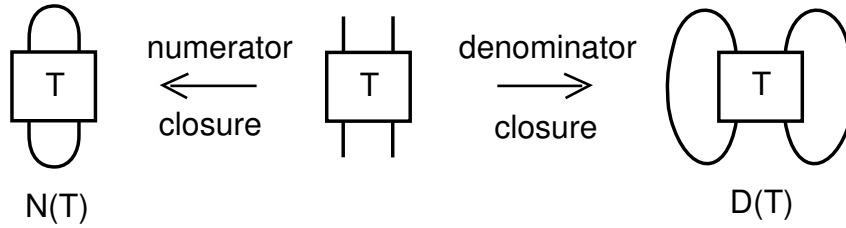


Figure 18 - The numerator and denominator of a 2-tangle

For the study of rational knots it is easier to use another way of representing an abstract rational tangle in standard form, illustrated in Figure 19. This is the *3-strand-braid representation*. As illustrated in Figure 19, the 3-strand-braid representation is obtained by the standard representation by planar rotations of the vertical sets of crossings, thus creating a lower row of vertical crossings. Note that, even though the type of crossings does not change by this planar rotation, we need to draw the mirror images of the even terms, since when we rotate them to the vertical position we obtain crossings of the opposite type in the local tangles. We shall use both ways of representation for extracting the properties of rational knots and tangles.

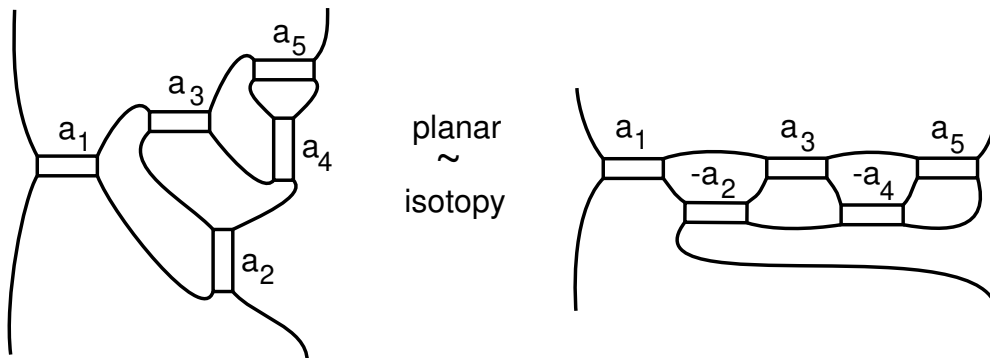


Figure 19 - The standard and the 3-strand-braid representation

Figure 20 illustrates the ambiguity of the first crossing in the 3-strand-braid representation.

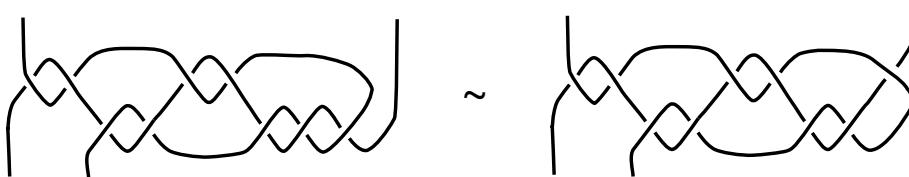


Figure 20 - The ambiguity of the first crossing

Given two different rational tangle types $[\frac{p}{q}]$ and $[\frac{p'}{q'}]$, when do they close to isotopic rational knots? The answer is given in Theorem 2. Schubert classified rational knots by finding canonical forms via representing them as 2-bridge knots. His proof was based on Seifert's observation that the 2-fold branched coverings of 2-bridge knots give rise to lens spaces and on the classification of lens spaces by Reidemeister. In [23] we give a new combinatorial proof of Theorem 2, by posing the question: given a rational knot diagram, at which places may one cut it so that it opens to a rational tangle? We then pinpoint two distinct categories of cuts that represent the two cases of the arithmetic equivalence of Schubert's theorem. The first case corresponds to the *special cut*, as illustrated in Figure 21. The two tangles $T = [-3]$ and $S = [1] + \frac{1}{[2]}$ are non-isotopic by the Conway Theorem, since $F(T) = -3 = 3/-1$, while $F(S) = 1 + 1/2 = 3/2$. But they have isotopic numerators: $N(T) \sim N(S)$, the left-handed trefoil. Now $-1 \equiv 2 \bmod 3$, confirming Theorem 2. See [23] for a complete analysis of the special cut.

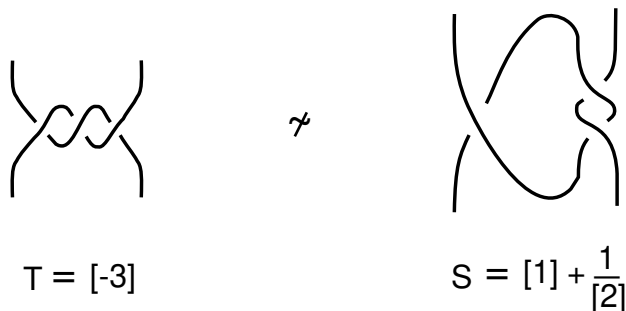


Figure 21 - An example of the special cut

The second case of Schubert's equivalence corresponds to the *palindrome cut*, an example of which is illustrated in Figure 22. Here we see that the tangles

$$T = [2, 3, 4] = [2] + \frac{1}{[3] + \frac{1}{[4]}}$$

and

$$S = [4, 3, 2] = [4] + \frac{1}{[3] + \frac{1}{[2]}}$$

both have the same numerator closure. Their corresponding fractions are

$$F(T) = 2 + \frac{1}{3 + \frac{1}{4}} = \frac{30}{13} \quad \text{and} \quad F(S) = 4 + \frac{1}{3 + \frac{1}{2}} = \frac{30}{7}.$$

Note that $7 \cdot 13 \equiv 1 \pmod{30}$.

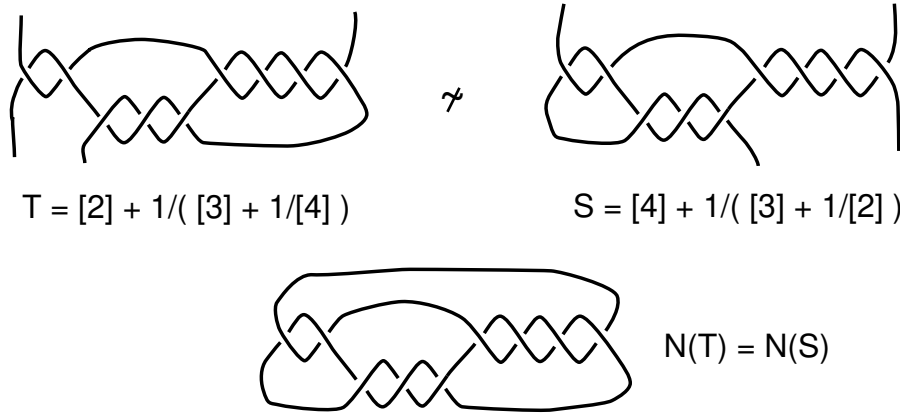


Figure 22 - An instance of the palindrome equivalence

In the general case if $T = [a_1, a_2, \dots, a_n]$, we shall call the tangle $S = [a_n, a_{n-1}, \dots, a_1]$ *the palindrome of T* . Clearly these tangles have the same numerator. In order to check the arithmetic in the general case of the palindrome cut we need to generalize this pattern to arbitrary continued fractions and their palindromes (obtained by reversing the order of the terms).

The next Theorem is a known result about continued fractions. See [22], [35] or [24]. We shall give here our proof of this statement. For this we will first present a way of evaluating continued fractions via 2×2 matrices (compare with [15], [26]). This method of evaluation is crucially important for the rest of the paper. We define matrices $M(a)$ by the formula

$$M(a) = \begin{pmatrix} a & 1 \\ 1 & 0 \end{pmatrix}.$$

These matrices $M(a)$ are said to be the *generating matrices* for continued fractions, as we have:

Theorem 3 (The matrix product interpretation for continued fractions)

Let $\{a_1, a_2, \dots, a_n\}$ be a collection of n integers, and let

$$\frac{P}{Q} = [a_1, a_2, \dots, a_n]$$

and

$$\frac{P'}{Q'} = [a_n, a_{n-1}, \dots, a_1].$$

Then $P = P'$ and $QQ' \equiv (-1)^{n+1} \pmod{P}$.

In fact, for any sequence of integers $\{a_1, a_2, \dots, a_n\}$ the value of the corresponding continued fraction

$$\frac{P}{Q} = [a_1, a_2, \dots, a_n]$$

is given through the following matrix product

$$M = M(a_1)M(a_2) \cdots M(a_n)$$

via the identity

$$M = \begin{pmatrix} P & Q' \\ Q & U \end{pmatrix}$$

where this matrix also gives the evaluation of the palindrome continued fraction

$$[a_n, a_{n-1}, \dots, a_1] = \frac{P}{Q'}.$$

Proof. Let

$$\frac{R}{S} = [a_2, a_3, \dots, a_n].$$

Then

$$\begin{aligned} \frac{P}{Q} &= [a_1, a_2, \dots, a_n] = a_1 + \frac{1}{\frac{R}{S}} = a_1 + \frac{S}{R} \\ &= \frac{Ra_1 + S}{R}. \end{aligned}$$

By induction we may assume that

$$M(a_2)M(a_3) \cdots M(a_n) = \begin{pmatrix} R & S' \\ S & U \end{pmatrix}.$$

Hence

$$M(a_1)M(a_2) \cdots M(a_n) = \begin{pmatrix} a_1 & 1 \\ 1 & 0 \end{pmatrix} \begin{pmatrix} R & S' \\ S & U \end{pmatrix} = \begin{pmatrix} a_1R + S & a_1S' + U \\ R & S' \end{pmatrix}.$$

This proves by induction that

$$M(a_1)M(a_2) \cdots M(a_n) = \begin{pmatrix} P & Q' \\ Q & U \end{pmatrix}$$

where

$$\frac{P}{Q} = [a_1, a_2, \dots, a_n].$$

To see the result about the palindrome continued fraction, just note that if M^T denotes the transpose of a square matrix M , then with

$$M = M(a_1)M(a_2) \cdots M(a_n),$$

$$M^T = M(a_n)M(a_{n-1}) \cdots M(a_1),$$

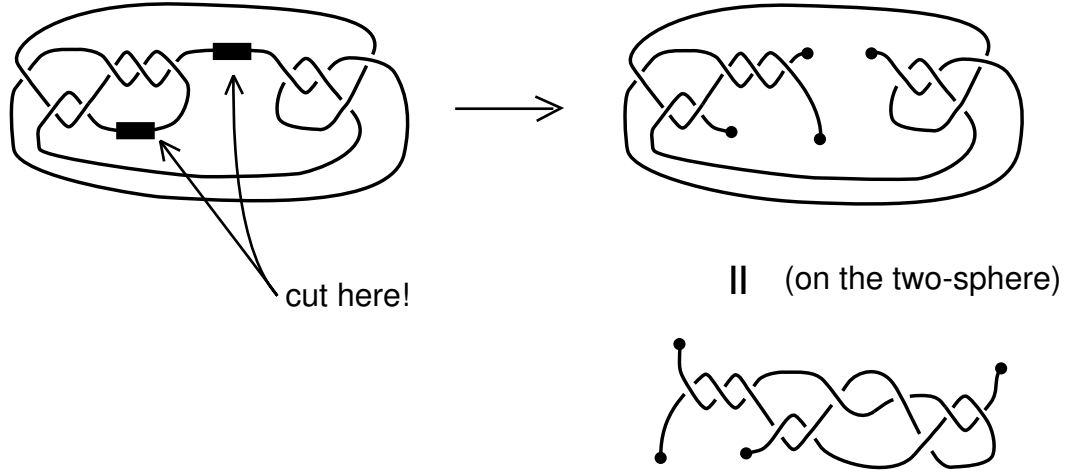
from which the statement about the palindrome follows. Note also that $\text{Det}(M) = (-1)^n$ since M is a product of n matrices of determinant equal to minus one, and $\text{Det}(M) = PU - QQ'$. Hence

$$PU - QQ' = (-1)^n.$$

This last equation implies the congruence stated at the beginning of the Theorem, and completes the proof of the Theorem. \square

3 Sums of Two Rational Tangles

In this section we prove that the numerator of the sum of two rational tangles is a rational knot or link. We characterize the knot or link that emerges from this process.



$$N([1,2,3] + [1,1,2]) = N([3,2,1+1,1,2])$$

Figure 23 - The numerator of a sum of rational tangles is a rational link

Theorem 4 (Addition of Rational Tangles) *Let $\{a_1, a_2, \dots, a_n\}$ be a collection of integers, so that*

$$\frac{P}{Q} = [a_1, a_2, \dots, a_n].$$

Let $\{b_1, b_2, \dots, b_m\}$ be another collection of integers, so that

$$\frac{R}{S} = [b_1, b_2, \dots, b_m].$$

Let $A = [\frac{P}{Q}]$ and $B = [\frac{R}{S}]$ be the corresponding rational tangles. Then the knot or link $N(A + B)$ is rational, and in fact

$$N(A + B) = N([a_n, a_{n-1}, \dots, a_2, a_1 + b_1, b_2, \dots, b_m]).$$

Proof. View Figure 23. In this figure we illustrate a special case of the Theorem. The geometry of reconnection in the general case should be clear from this illustration. \square

The next result tells us when we get the unknot.

Definition 2 Given continued fractions $\frac{P}{Q} = [a_1, \dots, a_n]$ and $\frac{R}{S} = [b_1, \dots, b_m]$, let

$$[a_1, \dots, a_n] \# [b_1, \dots, b_m] = [a_n, \dots, a_2, a_1 + b_1, b_2, \dots, b_m].$$

If

$$\frac{F}{G} = [a_n, \dots, a_2, a_1 + b_1, b_2, \dots, b_m],$$

we shall write

$$\frac{P}{Q} \# \frac{R}{S} = \frac{F}{G}.$$

Note that $\frac{F}{G}$ is a fraction such that $N([\frac{F}{G}]) = N([\frac{P}{Q}] + [\frac{R}{S}])$.

Theorem 5 *Let*

$$\frac{P}{Q} = [a_1, a_2, \dots, a_n]$$

and

$$\frac{R}{S} = [b_1, b_2, \dots, b_m]$$

be as in the previous Theorem. Then

$$N([\frac{P}{Q}] + [\frac{R}{S}])$$

is unknotted if and only if $PS + QR = \pm 1$.

Proof. Let $M(\vec{a})$ denote the product of matrices

$$M(\vec{a}) = M(a_1) \cdots M(a_n).$$

We know from Theorem 3 that

$$M(\vec{a}) = M(a_1) \cdots M(a_n) = \begin{pmatrix} P & Q' \\ Q & U \end{pmatrix},$$

and that

$$M(\vec{b}) = M(b_1) \cdots M(b_m) = \begin{pmatrix} R & S' \\ S & V \end{pmatrix}.$$

Let

$$F/G = [a_n, \dots, a_2, a_1 + b_1, b_2, \dots, b_m] = \frac{P}{Q} \# \frac{R}{S},$$

and let

$$M(\vec{c}) = M(a_n) \cdots M(a_2)M(a_1 + b_1)M(b_2) \cdots M(b_m).$$

Then we have, by Theorem 4, that

$$N([\frac{P}{Q}] + [\frac{R}{S}]) = N([\frac{F}{G}]),$$

and

$$M(\vec{c}) = M(a_n) \cdots M(a_2)M(a_1 + b_1)M(b_2) \cdots M(b_m) = \begin{pmatrix} F & G' \\ G & W \end{pmatrix}.$$

Now note the identity

$$\begin{pmatrix} a_1 & 1 \\ 1 & 0 \end{pmatrix} \begin{pmatrix} 0 & 1 \\ 1 & 0 \end{pmatrix} \begin{pmatrix} b_1 & 1 \\ 1 & 0 \end{pmatrix} = \begin{pmatrix} a_1 + b_1 & 1 \\ 1 & 0 \end{pmatrix}.$$

Thus

$$M(\vec{c}) = M(\vec{a})^T \begin{pmatrix} 0 & 1 \\ 1 & 0 \end{pmatrix} M(\vec{b}) = M(\vec{a})^T M(\vec{b})'$$

where M' denotes the matrix obtained from the 2×2 matrix M by interchanging its two rows. In particular, this formula implies that

$$\begin{pmatrix} F & G' \\ G & W \end{pmatrix} = \begin{pmatrix} P & Q \\ Q' & U \end{pmatrix} \begin{pmatrix} S & V \\ R & S' \end{pmatrix}.$$

Hence $F = PS + QR$. From this it follows that $N([\frac{F}{G}])$ is unknotted if and only if $PS + QR = \pm 1$. This completes the proof of the Theorem. \square

Remark 1 Note that in proving the above Theorem, we have in fact proved more than advertised. The next Theorem is actually proved above, but we state it separately for convenience.

Theorem 6 *If P/Q has matrix*

$$M = M(\vec{a}) = M(a_1) \cdots M(a_n)$$

and R/S has matrix

$$N = M(\vec{b}) = M(b_1) \cdots M(b_m),$$

then $\frac{F}{G} = [a_1, \dots, a_n] \sharp [b_1, \dots, b_m]$ has matrix

$$M \sharp N := M^T N',$$

where N' denotes the matrix obtained by interchanging the rows of N . This gives an explicit formula for $[a_1, \dots, a_n] \sharp [b_1, \dots, b_m]$. This formula can be used to determine not only when $N([F/G])$ is unknotted but also to find its knot type as a rational knot via Schubert's Theorem.

Remark 2 Let's draw the exact consequence of Theorem 6. Suppose that

$$M = \begin{pmatrix} P & Q' \\ Q & U \end{pmatrix}$$

and

$$N = \begin{pmatrix} R & S' \\ S & V \end{pmatrix}.$$

Then

$$\begin{aligned} \begin{pmatrix} F & G' \\ G & W \end{pmatrix} &= M^T N' = \begin{pmatrix} P & Q \\ Q' & U \end{pmatrix} \begin{pmatrix} S & V \\ R & S' \end{pmatrix} \\ &= \begin{pmatrix} PS + QR & PV + QS' \\ Q'S + UR & Q'V + US' \end{pmatrix}. \end{aligned}$$

Thus

$$N([P/Q] + [R/S]) = N([(PS + QR)/(Q'S + UR)])$$

where $|PU - QQ'| = 1$.

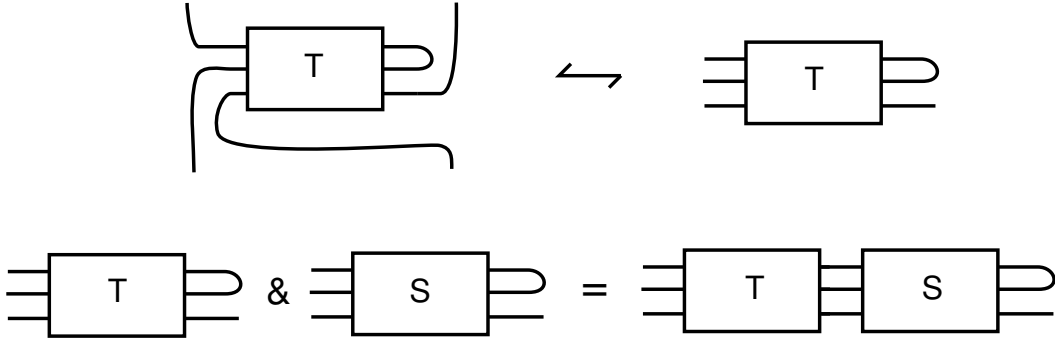


Figure 24 - Tangle Concatenation

Remark 3 In this section we have considered the operation

$$[a_1, \dots, a_n] \# [b_1, \dots, b_m] = [a_n, \dots, a_2, a_1 + b_1, b_2, \dots, b_m].$$

A simpler operation is given by the following formula

$$[a_1, \dots, a_n] \& [b_1, \dots, b_m] = [a_1, \dots, a_{n-1}, a_n, b_1, b_2, \dots, b_m].$$

This concatenation of continued fractions corresponds directly to the matrix product $M(\vec{a})M(\vec{b})$, and it has a combinatorial interpretation as a joining of two rational tangles as shown in Figure 24. We remark on this point here to emphasize that many of the operations in this paper can be systematized in an extended algebra of tangles.

Remark 4 Suppose, as in Theorem 5, that $|PS+QR| = 1$ so that $N([\frac{P}{Q}] + [\frac{R}{S}])$ is an unknot. Then it follows from Theorem 5 that $N([\frac{Q}{P}] + [\frac{S}{R}])$ is also an unknot. Thus the pair of fractions $(\frac{P}{Q}, \frac{R}{S})$ yields an unknot if and only if the pair of inverse fractions $(\frac{Q}{P}, \frac{S}{R})$ yields an unknot. In fact, the reader will enjoy proving the following identity for any rational 2-tangles A and B :

$$N(\frac{1}{A} + \frac{1}{B}) = -N(A + B)$$

where the minus sign denotes taking the mirror image of the diagram $N(A+B)$, and equality is topological equivalence. Thus for any pair of fractions $(\frac{P}{Q}, \frac{R}{S})$ (not necessarily forming an unknot)

$$N([\frac{P}{Q}] + [\frac{R}{S}]) = -N([\frac{Q}{P}] + [\frac{S}{R}]).$$

4 Continued Fractions, Convergents and Lots of Unknots

Consider a rational fraction, its corresponding continued fraction, and its matrix representation:

$$P/Q = [a_1, \dots, a_n]$$

with

$$M = M(\vec{a}) = M(a_1) \cdots M(a_n) = \begin{pmatrix} P & Q' \\ Q & U \end{pmatrix}.$$

Note that since the determinant of this matrix is $(-1)^n$, we have the formula $PQ - QQ' = (-1)^n$ from which it follows that

$$P/Q - Q'/U = (-1)^n / QU.$$

Hence, by Theorem 5, the diagram

$$N([P/Q] - [Q'/U])$$

is unknotted and, as we shall see, is a good candidate to produce a hard unknot. Furthermore, the fraction Q'/U has an interpretation as the truncation of our continued fraction $[a_1, \dots, a_n]$:

$$Q'/U = [a_1, \dots, a_{n-1}].$$

To see this formula, let

$$N = M(a_1) \cdots M(a_{n-1}) = \begin{pmatrix} R & S' \\ S & V \end{pmatrix},$$

so that

$$R/S = [a_1, \dots, a_{n-1}].$$

Then

$$\begin{aligned} \begin{pmatrix} P & Q' \\ Q & U \end{pmatrix} &= M(a_1) \cdots M(a_{n-1})M(a_n) = NM(a_n) \\ &= \begin{pmatrix} R & S' \\ S & V \end{pmatrix} \begin{pmatrix} a_n & 1 \\ 1 & 0 \end{pmatrix} \\ &= \begin{pmatrix} Ra_n + S' & R \\ Sa_n + V & S \end{pmatrix}. \end{aligned}$$

This shows that $Q'/U = R/S = [a_1, \dots, a_{n-1}]$, as claimed.

Definition 3 One says that $[a_1, \dots, a_{n-1}]$ is a *convergent* of $[a_1, \dots, a_{n-1}, a_n]$. We shall say that two fractions P/Q and R/S are *convergents* if the continued fraction of one of them is a convergent of the other.

We see from the above calculation that the two consecutive integers PU and QQ' produce two continued fractions $P/Q = [a_1, \dots, a_n]$ and $Q'/U = [a_1, \dots, a_{n-1}]$ so that the second fraction is a convergent of the first.

We have proved the following result.

Theorem 7 *Let P/Q and Q'/U be fractions such that the continued fraction of Q'/U is a convergent of the continued fraction of P/Q . Then*

$$N([P/Q] - [Q'/U])$$

is an unknot.

Proof. The proof is given in the discussion above. \square

Remark 5 This Theorem applies to Figure 5, and our early discussion of the Culprit.

The property of one fraction being a convergent of the other is in fact, always a property of fractions produced from consecutive integers. For example

$$13/9 = [1, 2, 4] = [1, 2, 3, 1]$$

and

$$10/7 = [1, 2, 3]$$

with

$$13 \times 7 - 10 \times 9 = 1,$$

so that $13/9$ and $10/7$ are convergents and $N([13/9] + [-10/7])$ is an unknot. We will now prove this statement about convergents.

Lemma 1 *Let P and Q be relatively prime integers and let s and r be a pair of integers such that $Ps - Qr = \pm 1$. Let $R = r + tP$ and $S = s + tQ$ where t is any integer. Then $\{R, S\}$ comprises the set of all solutions to the equation $PS - QR = \pm 1$.*

Proof. Without loss of generality we can assume that $Ps - Qr = 1$. We leave it to the reader to formulate the case where $Ps - Qr = -1$. Certainly R and S as given in the statement of the Lemma satisfy the equation $PS - QR = 1$. Suppose that R and S is some solution to this equation. Then it follows by taking the difference with the equation $Ps - Qr = 1$ that $P(S - s) = Q(r - R)$. Since P and Q are relatively prime it follows at once from this equation and the uniqueness of prime factorization of integers that $R = r + tP$ and $S = s + tQ$ for some integer t . This completes the proof of the Lemma. \square

Theorem 8 *Let P and Q be relatively prime integers and let $P/Q = [a_1, \dots, a_n]$ be a continued fraction expansion for P/Q . Let $r/s = [a_1, \dots, a_{n-1}]$ be the convergent for $[a_1, \dots, a_n]$. Let $R = r + tP$ and $S = s + tQ$ where t is any integer. Then $R/S = [a_1, \dots, a_n, t]$. Thus P/Q is a convergent of R/S . We conclude that if P/Q and R/S satisfy the condition that $N([P/Q] - [R/S])$ is an unknot, then one of P/Q and R/S is a convergent of the other.*

Proof. By the previous discussion and the hypothesis of the Theorem, we are given that

$$M(a_1) \cdots M(a_n) = \begin{pmatrix} P & r \\ Q & s \end{pmatrix},$$

and

$$\begin{pmatrix} P & r \\ Q & s \end{pmatrix} \begin{pmatrix} t & 1 \\ 1 & 0 \end{pmatrix} = \begin{pmatrix} Pt + r & P \\ Qt + s & Q \end{pmatrix}.$$

By the previous Lemma the set $\{R = r + tP, S = s + tQ\}$ comprises all solutions to $PS - QR = (-1)^n$. Thus all such solutions correspond to continued fractions of which P/Q is a convergent. This completes the proof of the Theorem. \square

Infinite Continued Fractions. Note that if we start with an infinite continued fraction

$$[a_1, a_2, a_3, \dots]$$

and define

$$P_n/Q_n = [a_1, \dots, a_n],$$

then we have

$$P_n/Q_n - P_{n-1}/Q_{n-1} = (-1)^n / Q_n Q_{n-1}.$$

This equation is usually used to analyze the convergence of the truncations of the continued fraction to a real number. Here we see the single infinite continued fraction, whether or not convergent, producing an infinite family of unknot diagrams:

$$K_n = N([P_n/Q_n] - [P_{n-1}/Q_{n-1}]).$$

Surely, the simplest instance of this phenomenon occurs with the infinite continued fraction for the Golden Ratio:

$$\frac{1 + \sqrt{5}}{2} = [1, 1, 1, 1, 1, 1, \dots].$$

Here the convergents are $f_n/f_{n-1} = [1, 1, 1, \dots, 1]$ (with n 1's) and f_n is the n -th Fibonacci number where $f_{-1} = 0, f_0 = 1, f_1 = 1$ and $f_{n+1} = f_n + f_{n-1}$ for $n \geq 1$. The matrices are

$$M(1)^n = \begin{pmatrix} f_n & f_{n-1} \\ f_{n-1} & f_{n-2} \end{pmatrix}.$$

Thus we have

$$f_n/f_{n-1} - f_{n-1}/f_{n-2} = (-1)^n/f_{n-1}f_{n-2}.$$

In this instance, this formula shows that the truncations converge to the Golden Ratio.

In Figure 25 we illustrate a hard unknot based on the eight and seventh truncations of the Golden Ratio continued fraction. This example is produced by using the standard closure of $N([f_8/f_7] - [f_7/f_6]) (= N([34/21] - [21/13]))$. In Figure 26 we illustrate the closure of $N([34/21] - [21/13])$ once again, but this time we use the first tangle turned by 180 degrees. The result is a hard knot diagram when we tuck an arc across the closure. In Section 8 we discuss the general constructions behind these two cases.

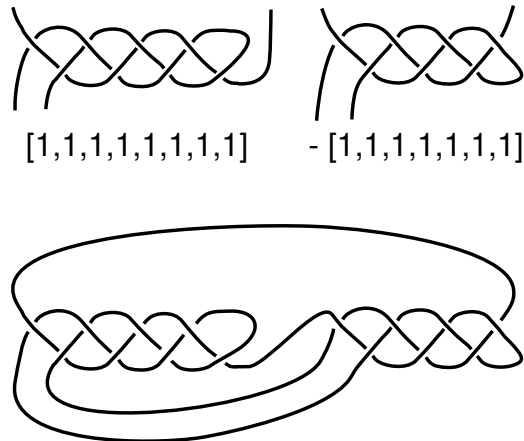
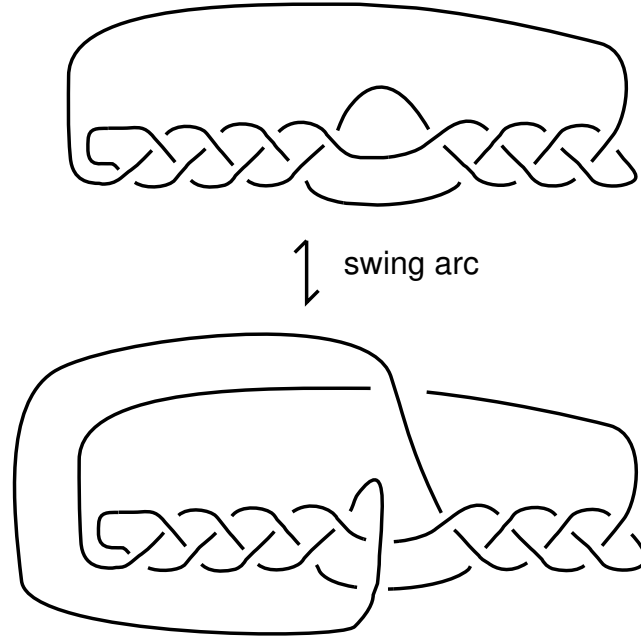
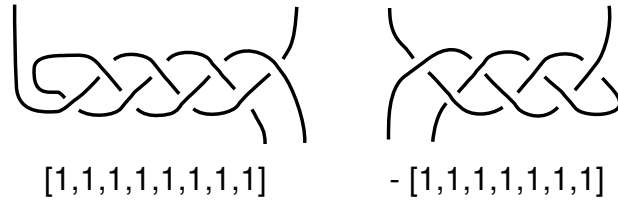
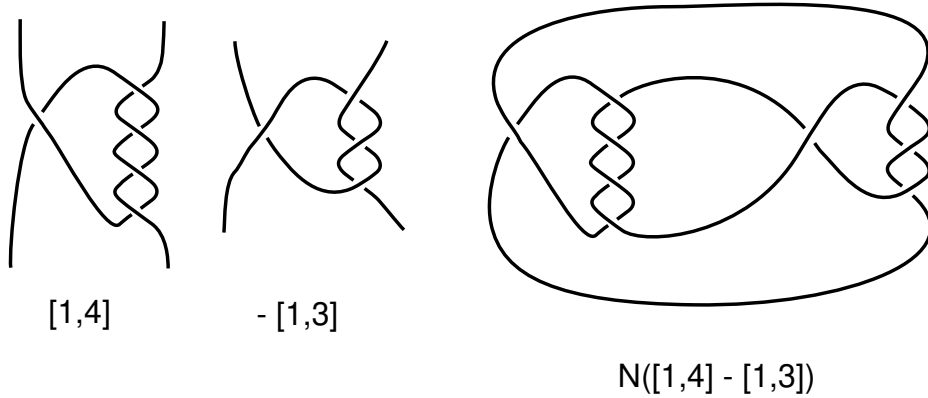


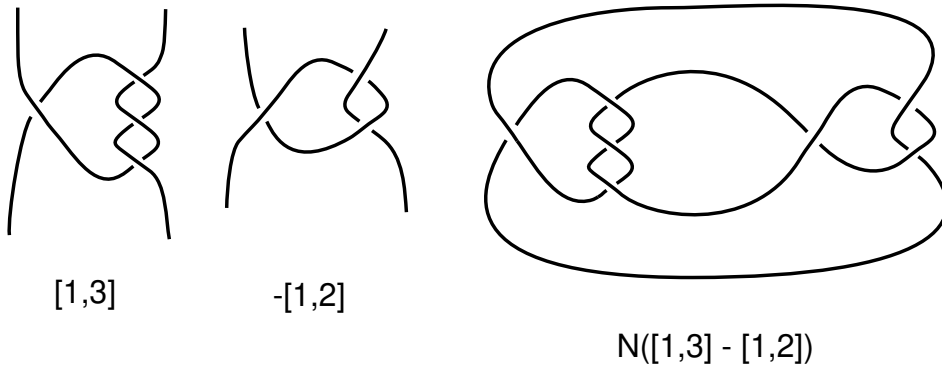
Figure 25 - $N([f_8/f_7] - [f_7/f_6]) = N([34/21] - [21/13])$ **Figure 26** - $N([f_8/f_7] - [f_7/f_6])$ reversed and tucked

5 Constructing Hard Unknots

In this section we indicate how to construct hard unknots by using positive alternating tangles A and B such that $N(A - B)$ is unknotted. By our main results we know how to construct infinitely many such pairs of tangles by taking a continued fraction and its convergent, with the corresponding tangles in reduced (alternating) form.

**Figure 27** - $H = N([1, 4] - [1, 3])$

Let's begin with the case of $5/4 = [1, 4] = [1, 3, 1]$ and $4/3 = [1, 3]$. In Figure 27 we show the standard representations of $[1, 4]$ and $[1, 3]$ as tangles, and the corresponding construction for the diagram of $H = N([1, 4] - [1, 3])$. The reader will note that this diagram is a hard unknot with 9 crossings, one less than our original Culprit of Figure 5. We give another drawing of it in Figure 34. See Section 6 for a discussion of this knot diagram H . In that section we show that H is the smallest hard unknot diagram having the form $N(A - B)$ for rational tangle diagrams A and B .

**Figure 28** - $N([1, 3] - [1, 2])$

In most cases, if one takes the standard representations of the tangles A and B , and forms the diagram for $N(A - B)$, the resulting unknot diagram will

be hard. There are some exceptions however, and the next example illustrates this phenomenon.

In Figure 28 we show the standard representations of $[1, 3]$ and $[1, 2]$ as tangles, and the corresponding construction for the diagram of $N([1, 3] - [1, 2])$. This diagram, while unknotted, is not a hard unknot diagram due to the three-sided outer region. This outer region allows a type III Reidemeister move on the surface of the two dimensional sphere. In this example, tucking an arc does not create a hard unknot from the given diagram (there is be a type III move available after the tuck).

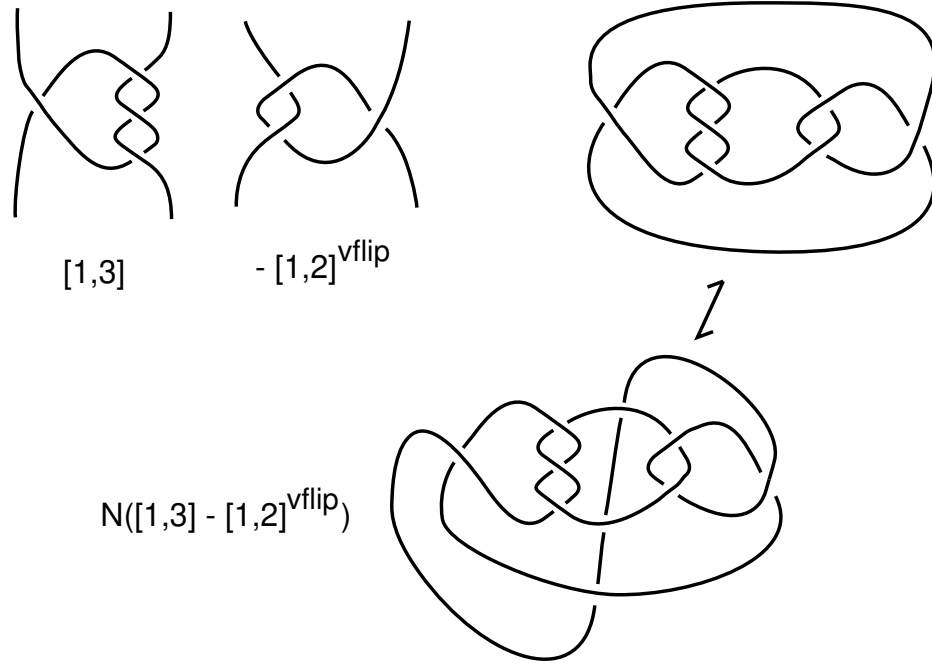


Figure 29 $-N([1, 3] - [1, 2]^{vflip})$

The Tucking Construct. Figure 29 shows a way to remedy this situation. Here we have replaced $[1, 2]$ by $[1, 2]^{vflip}$, the 180 degree turn of the tangle $[1, 2]$ about the vertical direction in the page. Now we see that the literal diagram of $N([1, 3] - [1, 2]^{vflip})$ is of course still unknotted and is also not a hard unknot diagram. However this diagram can be converted to an unknot diagram by tucking an arc as shown in the Figure. The resulting hard unknot is the same diagram of 10 crossings that we had in Figure 5 as our initial Culprit. Note that the other possibility of flipping both tangles in Figure 28 or flipping the first tangle do not lead to a hard unknots. We call this strategem the *tucking construct*. Tucking is accompanied by the vertical flip of on one of the tangles

to avoid the placement of a Reidemeister move of type III as a result of the tuck.

The Culprit Revisited Let's consider the example in Figure 5 again. Here we have $P/Q = F(A) = -3/4$ and $R/S = F(B) = 2/3$. We have $P/Q + R/S = -3/4 + 2/3 = -1/12$. Thus $N([-3/4] + [2/3])$ is an unknot by Theorem 5. This is exactly the unknot C' illustrated in Figure 5.

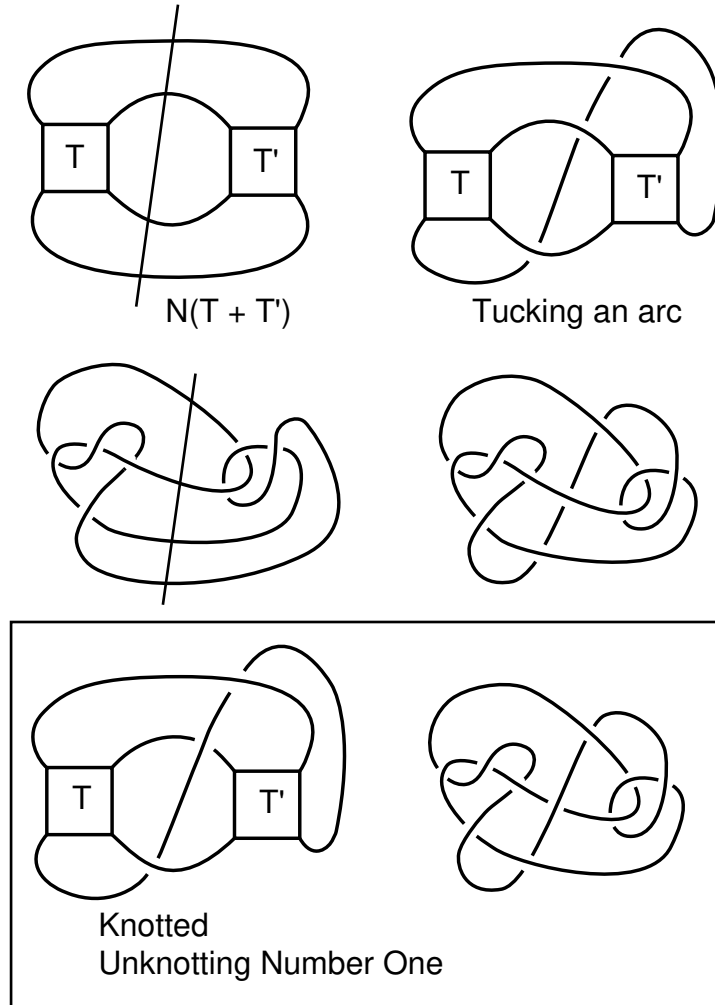


Figure 30 - The tucking construct

We can make infinitely many examples of this type. View Figure 30. The pattern is as follows. Suppose that $T = [P/Q]$ and $T' = [R/S]$ are rational tangles such that $PS - QR = \pm 1$. Then we know that $N(T - (T')^{flip})$ is an

unknot. Furthermore we can assume that each of the tangles T and T' are in alternating form. The two tangle fractions have opposite sign and hence the alternation of the weaves in each tangle will be of opposite type. We create a new diagram for $N(T - (T')^{flip})$ by putting an arc from the bottom of the closure entirely underneath the diagram as shown in Figure 30. This is an example of a successful tucking construct. Note how in the example shown in Figure 30, the knot diagram resulting from the tucking construction is indeed our original hard unknot diagram. There are no simplifying Reidemeister moves and there are no moves of type III available on the diagram.

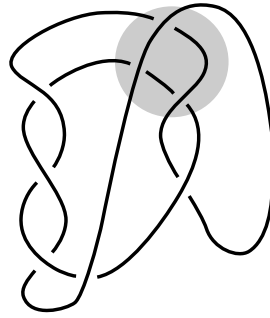


Figure 31 - The tucking construct can produce an easy unknot




Figure 32 -Another hard unknot

This process will always produce hard unknot diagrams, except in some easy special cases. View, for example, Figure 31. We leave investigation of these cases as an exercise for the reader.

View Figure 32. Here we illustrate a typical hard unknot produced by the tucking construction. In this case, once the arc is swung out, one sees that the diagram is the numerator of the sum of the tangles

$$8/3 = [2, 1, 2]$$

and

$$-13/5 = -[2, 1, 1, 1, 1]$$

with

$$8/3 - 13/5 = 1/15.$$

Remark 6 View the bottom of Figure 30 and note that we have indicated that the hard unknot becomes an alternating and hence knotted (this can be proved by applying the results in [21]) diagram by switching one crossing in the tucking construction. Thus the tucking construction is also an infinite source of knots of unknotting number one.




Figure 33 - An complex unknot from NotKnot

It is interesting to comb the literature for unknots and see that many of them are produced by the tucking construct. For example, in Figure 33 we illustrate a knot from page 5 of the “Supplement to Not Knot” by David Epstein and Charlie Gunn [12]. In this case we see that their example can be seen as the tucking construct applied to the rational tangles $[11/7]$ and $[-8/5]$. The diagram itself is not a hard unknot, since there are Reidemeister III moves available. However, it is not difficult to see that, using Reidemeister moves, this diagram must be made more complex before it simplifies to the unknot. This example shows that we could consider a wider class of unknotted diagrams than those that have no Reidemeister III moves and no simplifying moves. We can call a diagram in this wider a class a *complex* unknot diagram if it requires diagrams with more crossings in order to be unknotted. The KnotNot diagram of Figure 33 is complex.

6 The Smallest Hard Unknot

Conjecture 1 *The hard unknot diagram H of 9 crossings, shown in Figure 34 and earlier in Figure 27, has the least number of crossings among all hard unknot diagrams.*

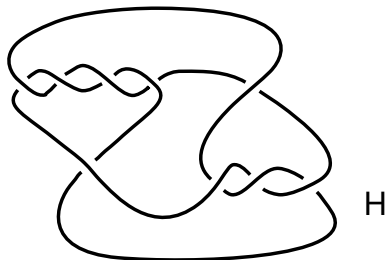


Figure 34 - H is a candidate for the smallest hard unknot

Note that H , as we have configured it in Figure 34, is of the form

$$N([4/5] + [-3/4]) = N([1/(1+1/4)] + [1/(-1+1/-3)]) = N([0, 1, 4] + [0, -1, -3]).$$

The next smaller case of this pattern is $N([0, 1, 3] + [0, -1, -2])$, but has a Reidemeister move of type III. The next larger case is $N([0, 1, 5] + [0, -1, -4])$, and this is the Goeritz diagram G , illustrated in Figure 35. The general case of $N([0, 1, n] + [0, -1, -n + 1])$ produces hard unknots for $n \geq 4$.

Finally we have the following result.

Theorem 9 *The diagram H shown in Figure 34 is the smallest hard unknot diagram in the form $N(A + B)$ where A and B are rational tangles.*

Proof. It is easy to see that we can assume that $A = [P/Q]$ where P and Q are positive, relatively prime and P is greater than Q . We leave the proof that one can choose P greater than Q to the reader, with the hint: Verify that the closure diagram in Figure 28 is equivalent to the diagram in Figure 34 on the surface of the two dimensional sphere, without using any Reidemeister moves.

We then know from Theorem 8 that $B = [-R/S]$ where one of P/Q and R/S is a convergent of the other. We can now enumerate small continued fractions. (We know the total of all terms in A and B must be less than or equal to 9 since H has nine crossings.) A finite enumeration (that can be done by hand) shows that H is the only possibility. We leave the details of this enumeration to the reader. \square

7 The Goeritz Unknot

The earliest appearance of a hard unknot is a 1934 paper of Goeritz [16]. In this paper Goeritz gives the hard unknot shown in Figure 35. As the reader can

see (for example by twisting vertically the tangle $[-3]$ twice), this example is a variant on $N([4] + [-3])$ which is certainly unknotted. The Goeritz example G has 11 crossings, due to the extra two twists that make it a hard unknot. It is part of an infinite family based on $N([n] + [-n + 1])$.

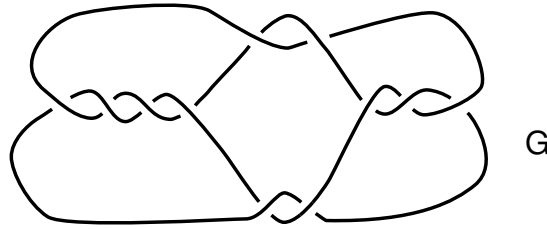


Figure 35 - The Goeritz Hard Unknot

In Figure 36 we illustrate steps in an unknotting process for G . The moves labeled *swing* consist in swinging the corresponding marked arc in the diagram. These moves when realized by Reidemeister moves will complicate the diagram before taking it to the indicated simplification. Notice that after two swing moves the Goeritz diagram has been transformed into the diagram H that is again a hard unknot diagram, but with 9 crossings rather than 11! This is the small hard unknot diagram that we discussed in the previous two sections. Figure 36 then continues, with one more swing move applied to H (as is necessary) and then a sequence of Reidemeister III moves, a Reidemeister I move and a II move, taking the diagram to a simple twist that unknots by a few more simplifying Reidemeister moves. This example is instructive in that it shows that a sequence of swing moves may be needed to undo a hard unknot and that the number of crossings may go up and down in the process.

The hard unknot H , that we have uncovered in the course of analysing the Goeritz diagram, is the smallest possible hard unknot diagram that can be represented in the form $N(A - B)$ for rational tangles A and B . We are confident that a careful search of all diagrams with less than or equal to nine crossings will reveal that H is the smallest possible hard unknot diagram. Until we discovered H , we had thought that the Culprit featured at the beginning of this paper held that honor.

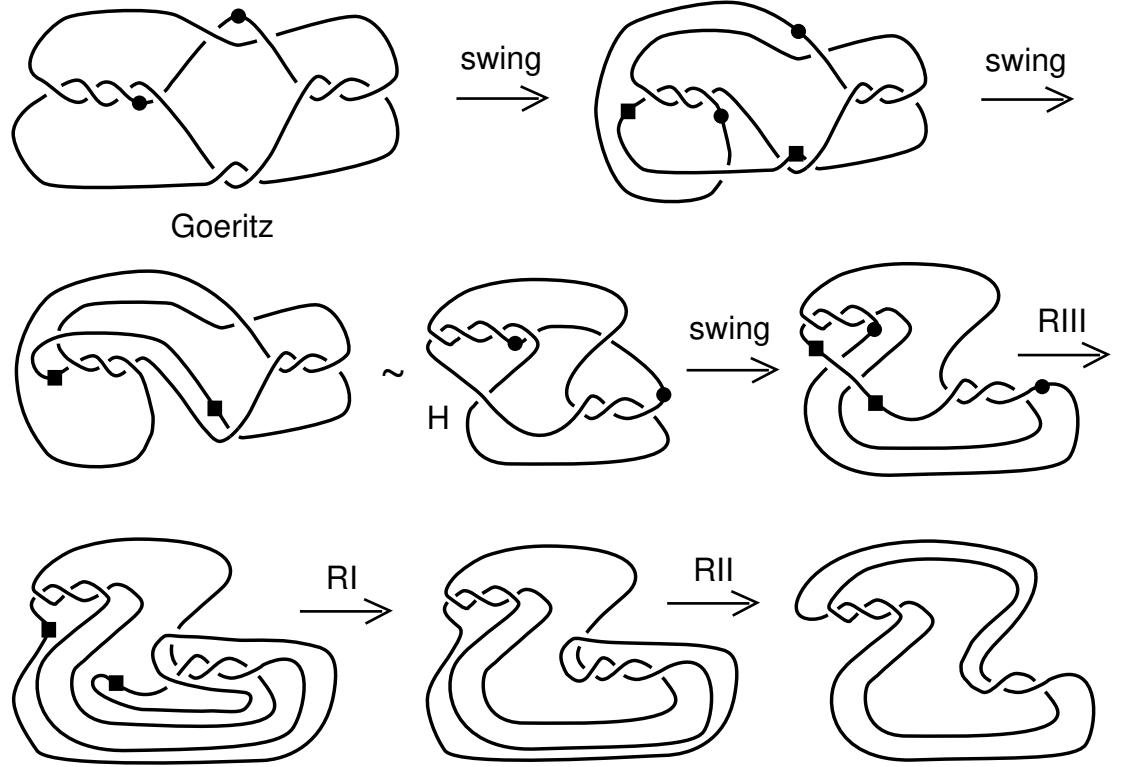


Figure 36 - Unknotting the Goeritz Unknot

8 Stability in Processive DNA Recombination

In this section we use the techniques of this paper to study properties of processive DNA recombination topology. Here we use the tangle model of DNA recombination [13, 14, 36] developed by C. Ernst and D.W. Sumners. In this model the DNA is divided into two regions corresponding to two tangles O and I and a recombination site that is associated with I . This division is a model of how the enzyme that performs the recombination traps a part of the DNA, thereby effectively dividing it into the tangles O and I . The recombination site is represented by another tangle R . The entire arrangement is then a knot or link $K[R] = N(O + I + R)$. We then consider a single recombination in the form of starting with $R = [0]$, the zero tangle, and replacing R with the tangle $[1]$ or the tangle $[-1]$. Processive recombination consists in consecutively replacing again and again by $[1]$ or by $[-1]$ at the same site. Thus, in processive recombination we obtain the knots and links

$$K[n] = N(O + I + [n]).$$

The knot or link $K[0] = N(O + I)$ is called the *DNA substrate*, and the tangle $O + I$ is called the *substrate tangle*. It is of interest to obtain a uniform formula for knots and links $K[n]$ that result from the processive recombination.

In some cases the substrate tangle is quite simple and is represented as a single tangle $S = O + I$. For example, we illustrate processive recombination in Figure 37 with $S = [-1/3] = [0, -3]$ and $I = [0]$ with $n = 0, 1, 2, 3, 4$. Note that by Proposition 1 of Section 2.1,

$$\begin{aligned} K[n] &= N(S + [n]) = N([0, -3] + [n]) = N([-3, 0 + n]) = N([-3, n]) \\ &= N(-[3, -n]) = N(-[2, 1, n - 1]). \end{aligned}$$

This formula gives the abstract form of all the knots and links that arise from this recombination process. We say that the formula

$$K[n] = N(-[2, 1, n - 1])$$

for $n > 1$ is *stabilized* in the sense that all the terms in the continued fraction have the same sign and the n is in one single place in the fraction. In general, a *stabilized fraction* will have the form

$$N(\pm[a_1, a_2, \dots, a_{k-1}, a_k + n, a_{k+1}, \dots, a_n])$$

where all the terms a_i are positive for $i \neq k$ and a_k is non-negative.

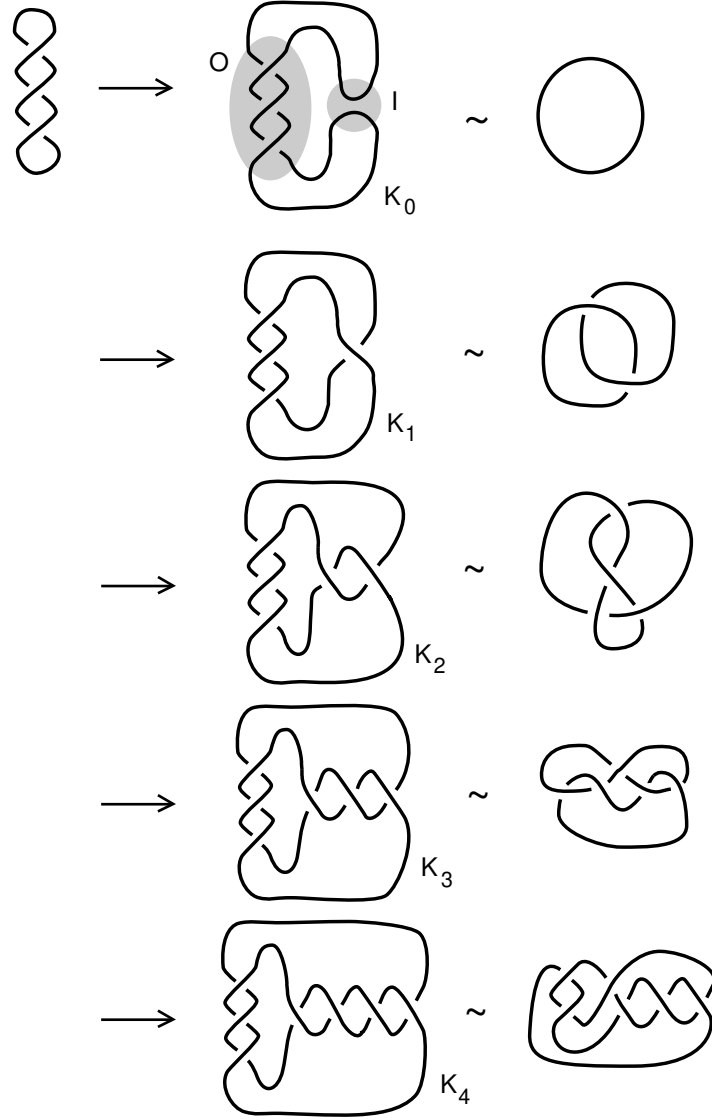


Figure 37 - Processive Recombination with $S = [-1/3]$

Let's see what the form of the processive recombination is for an arbitrary sequence of recombinations. We start with

$$O = [a_1, a_2, \dots, a_{r-1}, a_r]$$

$$I = [b_1, b_2, \dots, b_{s-1}, b_s].$$

Then

$$K[n] = N(O + (I + [n])) = N([a_1, a_2, \dots, a_{r-1}, a_r] + [n + b_1, b_2, \dots, b_{s-1}, b_s])$$

$$K[n] = N([a_r, a_{r-1}, \dots, a_2, a_1 + n + b_1, b_2, \dots, b_{s-1}, b_s]).$$

Proposition 2 *The formula*

$$K[n] = N([a_r, a_{r-1}, \dots, a_2, a_1 + n + b_1, b_2, \dots, b_{s-1}, b_s])$$

can be simplified to yield a stable formula for the processive recombination when n is sufficiently large.

Proof. Apply Proposition 1 of Section 2.1. □

Here is an example. Suppose we take $O = [1, 1, 1, 1]$ and $I = [-1, -1, -1]$ so that the DNA substrate is an (Fibonacci) unknot. (I is the negative of the convergent of O .) Then by the above calculation

$$K[n] = N([1, 1, 1, 1 + n + (-1), -1, -1]) = N([1, 1, 1, n, -1, -1]).$$

Suppose that n is positive. Applying the reduction formula of Proposition 1, we get

$$K[n] = N([1, 1, 1, n, -1, -1]) = N([1, 1, 1, n-1, 1, 0, 1]) = N([1, 1, 1, n-1, 2]),$$

and this is a stabilized form for the processive recombination.

More generally, suppose that $O = [a_1, a_2, \dots, a_n]$ where all of the a_i are positive. Let $I = [-a_1, -a_2, \dots, -a_{n-1}]$. Then $K[0] = N(O + I)$ is an unknotted substrate by our result about convergents. Consider $K[n]$ for positive n . We have

$$\begin{aligned} K[n] &= N([a_n, a_{n-1}, \dots, a_2, a_1 + n - a_1, -a_2, \dots, -a_{n-1}]) \\ &= N([a_n, a_{n-1}, \dots, a_2, n, -a_2, \dots, -a_{n-1}]) \\ &= N([a_n, a_{n-1}, \dots, a_2, (n-1), 1, (a_2-1), a_3, \dots, a_{n-1}]). \end{aligned}$$

If $a_2 - 1$ is not zero, the process terminates immediately. Otherwise there is one more step. In this way the knots and links proceeding from the recombination process all have a uniform stabilized form. Further successive recombination just adds more twist in one entry in the continued fraction diagram whose closure is $K[n]$.

The reader may be interested in watching a visual demonstration of these properties of DNA recombination. For this, we recommend the program *Gin-interface* (TangleSolver) [37] of Mariel Vasquez. Her program can be downloaded from the internet as a Java applet, and it performs and displays DNA recombination. Figure 38 illustrates the form of display for this program. The reader should be warned that the program uses the reverse order from our convention when listing the terms in a continued fraction. Thus we say $[1, 2, 3, 4]$ while the program uses $[4, 3, 2, 1]$ for the same structure.

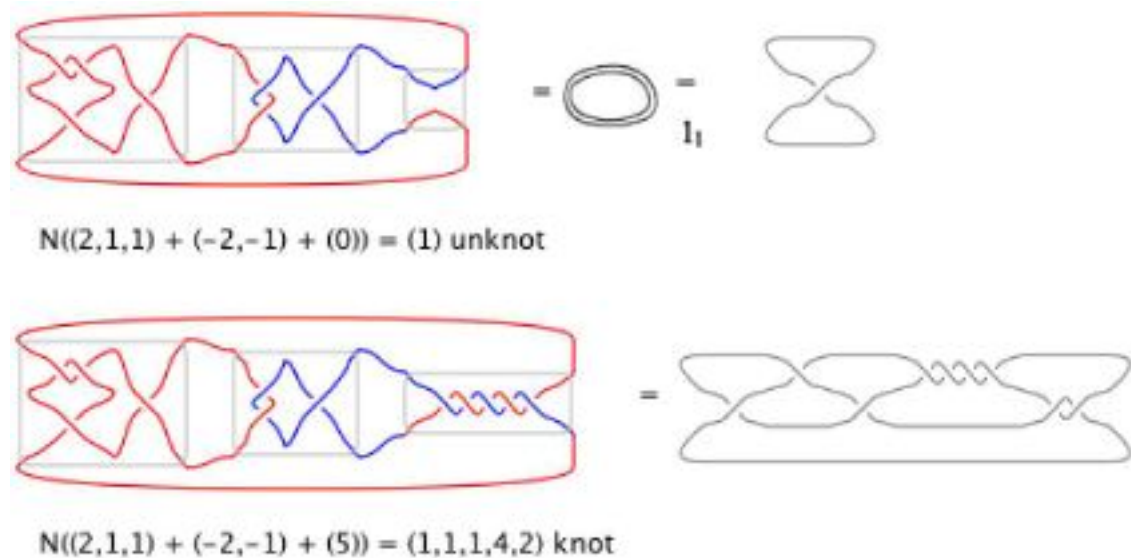


Figure 38 - Progressive Recombination with
 $S = [1, 1, 1, 1] + [-1, -1, -1]$

9 Collapsing Tangles and Hard Knots

In this section we point out that our results about when the closure of a sum of rational tangles is unknotted can be generalized to collapses of tangle sums to particular knots and links.

Notation. Let R be any tangle. We shall write

$$S = [a_1, \dots, a_n, R]$$

to denote the tangle

$$[a_1] + \frac{1}{[a_2] + \frac{1}{\dots + \frac{1}{[a_n] + \frac{1}{R}}}}.$$

That is, we will occasionally replace $[a]$ by a in the notation for continued fraction forms of tangles.

View Figure 39. This Figure illustrates the identity

$$N\left(\frac{1}{[m] + \frac{1}{[n] + T}} - \frac{1}{[m]}\right) = D(T)$$

where $D(T)$ denotes the denominator of T , and T is any tangle. The example is due to DeWitt Sumners and is fashioned to illustrate that an equation

$$N(A + B) = K$$

for fixed K and variable A and B may have infinitely many solutions. So far in this paper we have concentrated on the case of this phenomenon where K is an unknot. In point of fact, for any knot K this equation has infinitely many solutions beyond the examples just indicated. But first, let's analyse the class of examples in Figure 39.

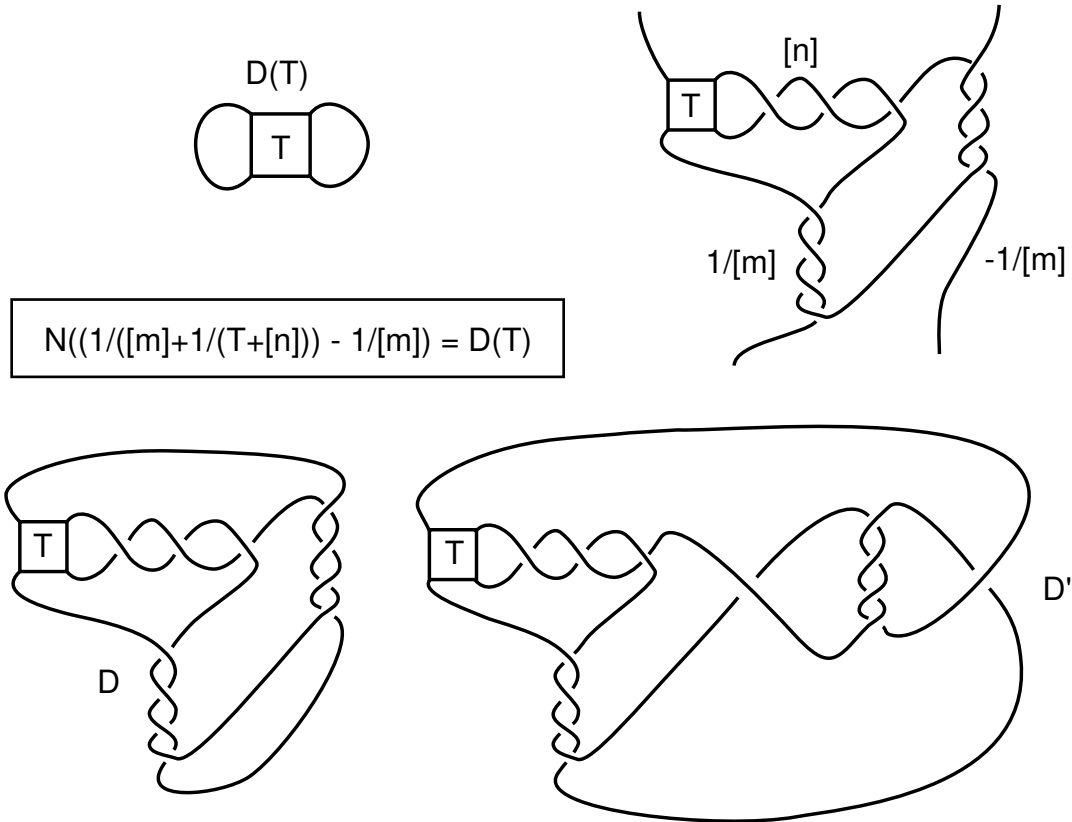


Figure 39 - Sumners' Example

Here is the analysis of Figure 39 in our formalism. Note that for any tangle T ,

$$N([T, 0]) = N(T + 1/[0]) = N(T + [\infty]) = D(T).$$

We have

$$\begin{aligned} N\left(\frac{1}{[m] + \frac{1}{[n]+T}} - \frac{1}{[m]}\right) &= N([0, m, [n] + T] + [0, -m]) = \\ N([n] + T, m, 0 + 0, -m) &= N([n + T, m, 0, -m]) = \\ N([n] + T, 0) &= D([n] + T) = D(T). \end{aligned}$$

More generally we have the following Proposition, whose proof we leave to the reader.

Proposition 3 *Let T and S denote any tangles. Then*

1. $N([a_1, a_2, \dots, a_{n-1}, a_n + T] - [a_1, a_2, \dots, a_{n-1}]) = D(T),$
2. $N([a_1, a_2, \dots, a_{n-1}, a_n + T] - [a_1, a_2, \dots, a_n]) = N(T),$
3. $N([a_1, a_2, \dots, a_{n-1}, a_n + T] - [a_1, a_2, \dots, a_n - S]) = N(T + S).$

Remark 7 Note that $N(T + [\infty]) = D(T)$ for any tangle T . Note that $N([\infty])$ is the unknot, and that since $1/[\infty] = [0]$, we have the tangle equations

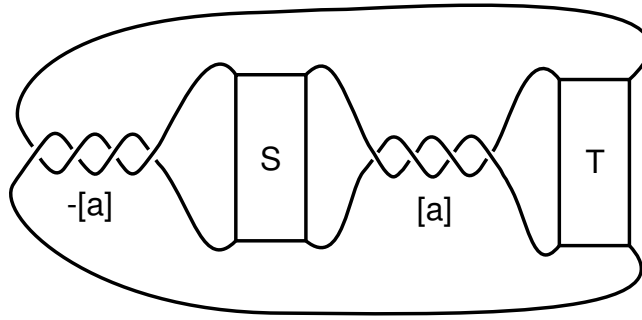
$$[a_1, a_2, \dots, a_{n-1}, a_n + [\infty]] = [a_1, a_2, \dots, a_{n-1}, [\infty]] = [a_1, a_2, \dots, a_{n-1}].$$

Hence if $T = [\infty]$, then the second part of this Proposition shows that

$$N([a_1, a_2, \dots, a_{n-1}] - [a_1, a_2, \dots, a_n])$$

is unknotted, as we have shown in Theorem 8. In the third case we see that the numerator of the sum of any two tangles can be separated by rational twisting that will cancel back to the original sum. All rational knots are susceptible to such decompositions by using rational tangles T and S . This Proposition gives the basic generalization of our unknotting result to general tangle collapse to an knot or link of the form $N(T + S)$. We trust that the reader will enjoy making examples to illustrate this result.

10 Recalcitrance Revisited



$$K[a] = N(-[a] + S + [a] + T) = N(S + T)$$

Figure 40 - Twisting Up the Recalcitrance

Suppose that $K[a]$ denotes the knot diagram shown in Figure 40, so that

$$K[a] = N(-[a] + [S] + [a] + T),$$

and we shall assume that $K[0] = N(S + T)$ is unknotted. We assume that the diagram $K[a]$ is hard, a generalization of the form of the hard diagram H in Figure 28. Let's also assume that the tangle S is sufficiently complex so that it takes N Reidemeister moves to transform $[-1] + S + [1]$ to S . This transformation is easily accomplished in three-dimensions by one full rotation, but may require many Reidemeister moves in the plane (keeping the ends of the tangle fixed). It is certainly possible to produce alternating rational tangles S and T with this property. Let $C = C(S) + C(T)$ denote the total number of crossings in the tangles S and T . Then the recalcitrance (see Section 1) of $K[0]$ is $R(0) = k/C$ for some k and the recalcitrance of $K[a]$ is generically given by the formula

$$R(a) = \frac{aN + k}{2a + C}$$

since each extra turn of S will add N Reidemeister moves to the untying, and the number of crossings of $K[a]$ is equal to $2a + C$. We conclude from this that *for large a the recalcitrance $R(a)$ is as close as we like to $N/2$* . This shows that *the recalcitrance of an unknotted diagram can be arbitrarily large*. There is no upper limit for the ratio of the number of moves needed to undo the knot in relation to the number of crossings in the original knot diagram.

11 Afterthoughts - Farey Series, Continued Fractions, Pick's Theorem and Ford Circles

The theme of this paper has been our result (Theorem 5) that given two fractions $\frac{p}{q}$ and $\frac{r}{s}$ such that $|ps - qr| = 1$, we can construct an unknot diagram $N([\frac{p}{q}] - [\frac{r}{s}])$ from the rational tangles $[\frac{p}{q}]$ and $[\frac{r}{s}]$. The arithmetic condition $|ps - qr| = 1$ has so many beautiful and surprising connections to other mathematics, that we must mention them in this last section of the paper! We shall touch on Farey series [9], the Riemann Hypothesis, continued fractions, Pick's Theorem and Ford circles [6]. There is more, but we hope that this will give the reader a taste, and perhaps there will arise new connections with knots and unknots as well through this discussion.

To remind us to think of knots, we shall call fractions $\frac{p}{q}$ and $\frac{r}{s}$ such that $|ps - qr| = 1$ an *unknot pair*. Note that if $\frac{p}{q}, \frac{r}{s}$ is an unknot pair, then $\frac{q}{p}, \frac{s}{r}$ is also an unknot pair (see Remark 4 in Section 3). When $\frac{p}{q} < \frac{r}{s}$, then we have $ps - qr = -1$, the plus sign appearing when the fractions are in the other order. It is convenient to include the formal fractions $0/1$ and $1/0$ in these discussions just as we have done earlier in the paper with the tangles $[0]$ and $[\infty]$.

11.1 Farey Series and Continued Fractions

Given two fractions $\frac{a}{b}$ and $\frac{c}{d}$ such that $ad - bc = -1$, one can form the *mediant* fraction $\frac{e}{f} = \frac{a+c}{b+d}$. If $\frac{a}{b} < \frac{c}{d}$, then it is easy to see that $\frac{a}{b} < \frac{e}{f} < \frac{c}{d}$ and that $af - be = -1 = ed - fc$. This means that one can iterate the mediant construction, producing infinitely many unknot pairs from the given pair $(\frac{a}{b}, \frac{c}{d})$.

This iteration via the mediant fraction was discovered by John Farey [9] in 1816. It follows from Farey's construction that if one starts with the fractions $(\frac{0}{1}, \frac{1}{1})$ and iterates the mediant construction forever, then all rational numbers in the interval $[0, 1]$ will appear uniquely in their reduced forms.

In order to create any positive rational number greater than 1 we also consider the formal fraction $\frac{1}{0}$ and apply the mediant construction. Note that, then $\frac{1}{1} = \frac{0+1}{1+0}$ (one is the mediant of zero and infinity) so $\frac{0}{1}$ and $\frac{1}{0}$ can be seen as the "primal ancestors" of the rational numbers.

Given a real number $x > 1$, one can consider the rational numbers which, when expressed in lowest terms, have denominators less than x . The *Farey series* corresponding to x is the (ordered) set of positive rational numbers less

than or equal to 1 which, in reduced form, have denominators less than x . For example, the Farey series corresponding to 6 is (in order):

$$\left\{\frac{1}{5}, \frac{1}{4}, \frac{1}{3}, \frac{2}{5}, \frac{1}{2}, \frac{3}{5}, \frac{2}{3}, \frac{3}{4}, \frac{4}{5}, \frac{1}{1}\right\}.$$

The reader will notice that each adjacent pair of fractions in the Farey series above is an unknot pair. Each Farey series can be obtained by iterating the mediant construction starting with $\{\frac{0}{1}, \frac{1}{1}\}$, and omitting at each step the fractions whose denominators exceed x , until we reach a set for which every mediant is no longer permitted. For example, here is the generation of the Farey series corresponding to 6 (with $\frac{0}{1}$ and $\frac{1}{1}$ retained at the left and the right).

$$\begin{array}{c} \left\{\frac{0}{1}, \frac{1}{1}\right\} \\ \left\{\frac{0}{1}, \frac{1}{2}, \frac{1}{1}\right\} \\ \left\{\frac{0}{1}, \frac{1}{3}, \frac{1}{2}, \frac{2}{3}, \frac{1}{1}\right\} \\ \left\{\frac{0}{1}, \frac{1}{4}, \frac{1}{3}, \frac{2}{5}, \frac{1}{2}, \frac{3}{5}, \frac{2}{3}, \frac{3}{4}, \frac{1}{1}\right\} \\ \left\{\frac{0}{1}, \frac{1}{5}, \frac{1}{4}, \frac{1}{3}, \frac{2}{5}, \frac{1}{2}, \frac{3}{5}, \frac{2}{3}, \frac{3}{4}, \frac{4}{5}, \frac{1}{1}\right\} \end{array}$$

Adjacent pairs are unknot pairs because each fraction is the mediant of its neighbors.

Remark 8 Recall that the *Riemann Hypothesis* says that all the non-trivial zeroes of the Riemann zeta function

$$\zeta(s) = \sum_{n=1}^{\infty} \frac{1}{n^s}$$

lie on the half-line $s = \frac{1}{2} + it$ where i is the square root of -1 and t is a real number. This famous unsolved problem is equivalent to a statement about the Farey series: Let $A(x)$ denote the number of terms in the Farey series corresponding to x . Let $\delta_j(x)$ denote the amount by which the j -th term of the Farey series for x differs from $j/A(x)$. The following conjecture is equivalent to the Riemann Hypothesis.

Conjecture 2 (Franel and Landau). *For each $\epsilon > 0$ there exists a constant K , depending upon ϵ , such that $\sum_{j=1}^{A(x)} |\delta_j(x)| < Kx^{\frac{1}{2}+\epsilon}$ as $x \rightarrow \infty$.*

The equivalence is due to Franel and Landau [11]. See also [8]. Thus the Riemann Hypothesis is equivalent to a statement about how certain collections of unknots jostle one another as pairs of rational numbers in the real line.

In Figure 41 (top) we give an illustration of the Farey generating process for positive rational numbers. Here the tiers of numbers are connected in a graph, whose top nodes are the “ancestors” $\frac{0}{1}$ and $\frac{1}{0}$. A given fraction is the mediant of its two ancestors. In the graph each fraction has two lines upward to its immediate ancestors. The graph contains a natural binary tree starting from $\frac{1}{1}$ (see bottom illustration of Figure 41). We have indicated the genesis of this binary tree as a subgraph of this graph that shows all ancestors of the Farey fractions.

A given positive continued fraction $[a_1, a_2, \dots, a_n]$ can be found (say n is odd) by starting at $\frac{1}{1}$ in the tree and heading downward by a_1 edges to the right, a_2 edges to the left, a_3 edges to the right, \dots , a_{n-1} edges to the left, and finally $a_n - 1$ edges to the right. If n is even, the sequence will start with a_1 edges to the right and end with $a_n - 1$ edges to the left.

For example $\frac{7}{5} = [1, 2, 2]$ is related to the sequence of instructions $RLLR$ where R denotes “right” and L denotes “left”. The reader will note that these instructions take one from $\frac{1}{1}$ to $\frac{7}{5}$ in the tree of Figure 41. For another example, take the instruction $RRLL$ and note that it takes one from $\frac{1}{1}$ to $\frac{7}{3}$. We have $\frac{7}{3} = [2, 3]$ which indeed is related to $RRLL$. On the other hand, we also have $\frac{7}{3} = [2, 2, 1]$ and this also is related to $RRLL$. Thus the truncation to $a_n - 1$ left or right steps in the last part of the path corresponds to our earlier discussion of the ambiguity of the last term in the sequence for the continued fraction.

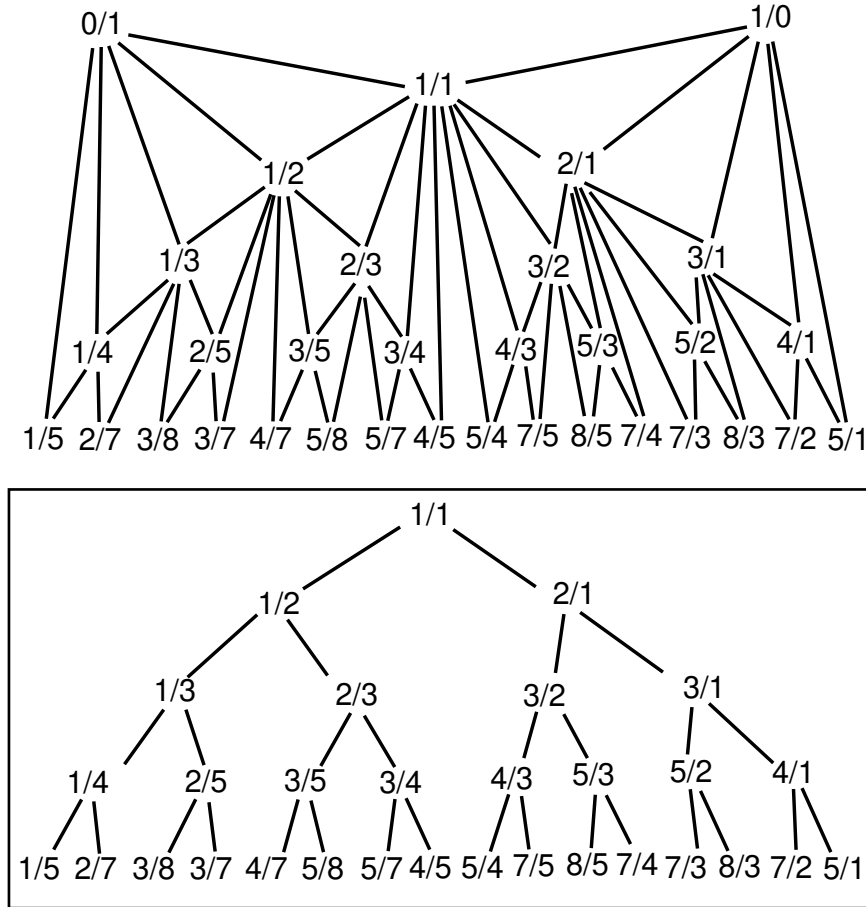


Figure 41 - The graph of Farey fractions and binary tree of ancestors

The upshot of this structure is that one can use a Farey tree (also called the *Stern-Brocot tree*) to enumerate the possible unknots and their corresponding continued fraction pairs. It is easy to see from this prescription that a mediant and one of its ancestors are convergents. Compare these comments with our Theorem 8. Note also that since the rationals are dense in the real numbers, this tree provides a way to obtain for each positive real number, a continued fraction that converges to it. Each real number is the limit of a path going down the binary tree. For example, the golden ratio $\phi = \frac{1+\sqrt{5}}{2} = [1, 1, 1, 1, \dots]$ is the limit of the sequence $\{R, RL, RLR, RLRL, RLRLR, \dots\}$. The inverse of the golden ratio, $\frac{1}{\phi} = \frac{\sqrt{5}-1}{2} = [0, 1, 1, 1, 1, \dots]$, is the limit of the sequence $\{L, LR, LRL, LRLR, LRLRL, \dots\}$. Each path down the infinite binary tree corresponds to the continued fraction expansion of a unique real number.

11.2 Pick's Theorem

Pick's Theorem [1], [2] states that the area of a polygon in the standard integral lattice in the Euclidean plane is given by the formula

$$A = I + B/2 - 1$$

where I denotes the number of lattice points in the interior of the polygon and B denotes the number of lattice points on the boundary. See Figure 42 for an example.

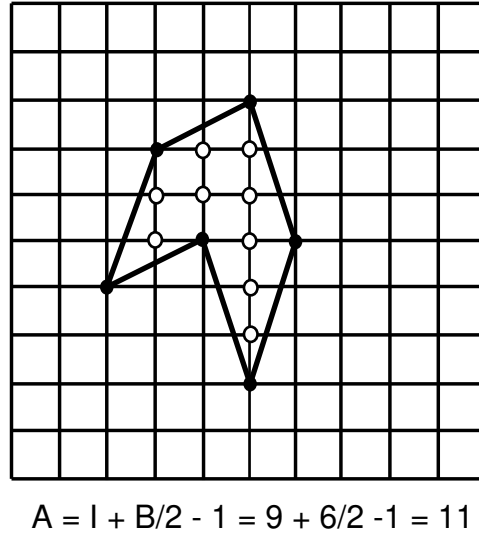


Figure 42 - Area of a Lattice Polygon

The simplest case of Pick's Theorem is when there are no interior lattice points and the figure is a triangle with just three lattice points on the boundary. Call such a figure a *small triangle*. The area of a small triangle is, by Pick's Theorem, equal to $1/2$. If one node of the small triangle is at the origin, then the other two nodes can be viewed as integral vectors (a, b) and (c, d) in the plane. One can show that if a small triangle is formed by the origin and the tips of the two vectors, then the determinant $ad - bc$ has absolute value equal to 1. Hence the two vectors form an alternative basis for the integer lattice in the plane. They satisfy the formula $|ad - bc| = 1$ and yield unknot fraction pairs $\frac{a}{b}, \frac{c}{d}$ or $\frac{b}{a}, \frac{d}{c}$. This means that the fundamental case of Pick's Theorem is directly related to the structure of unknot pairs and to consecutive fractions in the Farey construction.

We can illustrate this relationship with the integer lattice by plotting vectors in a finite lattice. We will say that two vectors are *adjacent* in the integer lattice if together with the origin they form a triangle with no interior lattice points. Starting with a finite lattice, one can plot all lattice vectors with non-zero slopes less than or equal to one whose coordinates are relatively prime. This gives a finite collection of vectors and it is easy to see that two such vectors are adjacent, in the sense given above, if and only if one can be rotated about the origin into the other without encountering another vector in the collection. Thus adjacency becomes rotational adjacency in such a plot. In Figure 43 we illustrate this pattern by plotting all such vectors in the 5×5 lattice. This reproduces the Farey series for denominators no larger than 5 if we associate the vector (a, b) with the fraction b/a . The reader will note that the collection of fractions corresponding to the points in the figure are

$$\{1/5, 1/4, 1/3, 2/5, 1/2, 3/5, 3/4, 1/1\}.$$

This is the Farey series for $5\frac{1}{2}$.

The topic of Pick's Theorem brings us back to topology in that the general case of the Theorem follows from the special case of the triangle with no interior lattice points by the use of Euler's formula for plane graphs:

$$V - E + F = 2$$

when the connected graph in the plane has V nodes, E edges and F faces (including the outer, unbounded, face). One triangulates the polygon using the lattice points. All the faces are small triangles except for the outer face. From this it follows that $3(F - 1) + B = 2E$, and we have that $V = I + B$. These two equations and the Euler formula give $(F - 1)/2 = I + B/2 - 1$. The area of the polygon is $(F - 1)/2$ since it is composed of $F - 1$ triangles, each of area one-half. This gives Pick's Theorem. It is curious to think of the triangulation of the polygon giving us $F - 1$ unknots to examine.

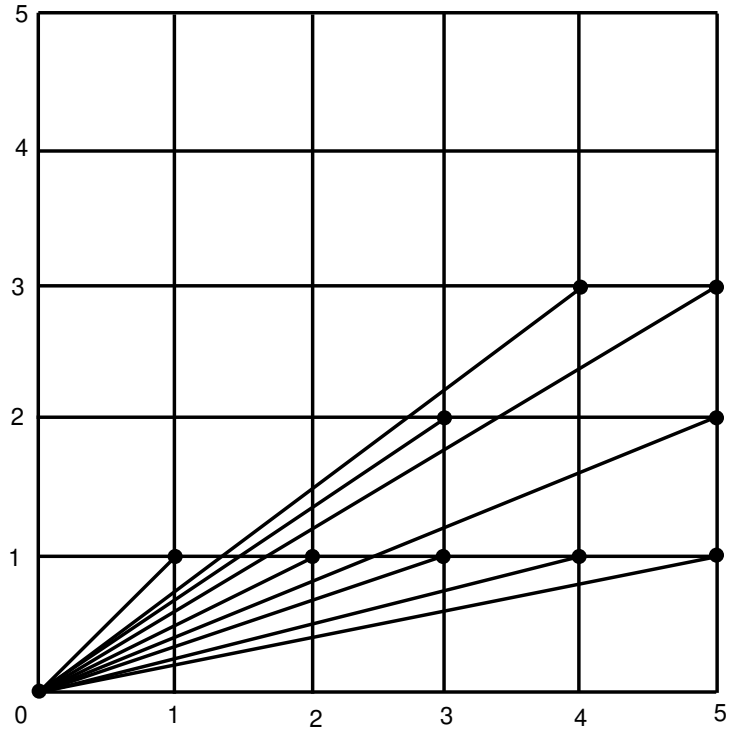


Figure 43 - Lattice Vectors and Farey Fractions

11.3 Ford Circles

Finally, there is an amazing geometric interpretation of pairs of fractions a/b and c/d such that $|ad - bc| = 1$. Associate to each reduced fraction a/b on the real line a circle tangent to the real line of diameter $1/b^2$. This is the *Ford circle* associated with the fraction (See, for example, [10],[6]). One can easily show that *two fractions form an unknot pair if and only if their Ford circles are tangent to one another*. This means that the mediant of an unknot pair produces a new circle that is tangent to both of its ancestral Ford circles. See Figure 44 for an illustration of this geometry.

Ford circles can be regarded as curves in the complex plane. The set of Ford circles is invariant under the action of the modular group of transformations of the complex plane. By interpreting the upper half of the complex plane as a model of the hyperbolic plane (the Poincaré half-plane model) the set of Ford circles can be interpreted as a tiling of the hyperbolic plane. Thus, any two Ford circles are congruent in hyperbolic geometry. If C and C' are two tangent Ford circles, then the half-circle joining their respective fractions (on the real

line) that is perpendicular to the real line is a hyperbolic line that also passes through the tangent point of the two circles. This half-circle is indicated with a dashed curve in Figure 44.

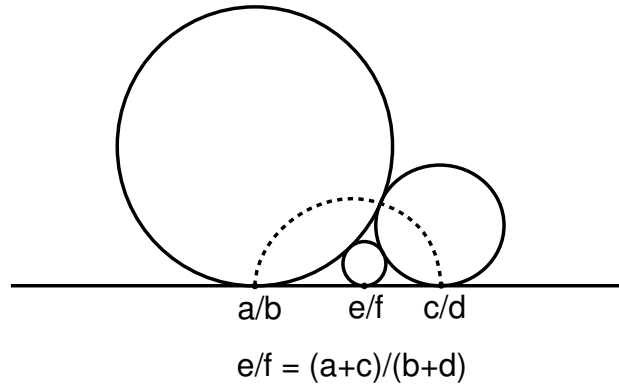


Figure 44 - Ford Circles

We have seen many aspects of the topology, number theory and geometry related to unknot pairs in the course of this paper. We hope that this last section stimulates the curiosity of the reader to make new explorations in this domain.

References

- [1] M. AIGNER, G.M. ZIEGLER, “Proofs from The Book”, Springer-Verlag (1991).
- [2] M. BRUCKHEIMER, A. ARCAVI, Farey series and Pick’s area theorem, *The Mathematical Intelligencer*, **17**, No. 2 (1995), 64-67.
- [3] G. BURDE, Verschlingungsinvarianten von Knoten und Verkettungen mit zwei Brücken, *Math. Zeitschrift*, **145** (1975), 235-242.
- [4] G. BURDE, H. ZIESCHANG, “Knots”, de Gruyter Studies in Mathematics **5** (1985).
- [5] J.H. CONWAY, An enumeration of knots and links and some of their algebraic properties, *Proceedings of the conference on Computational problems in Abstract Algebra held at Oxford in 1967*, J. Leech ed., (First edition 1970), Pergamon Press, 329-358.
- [6] J.H. CONWAY, R.K. GUY, “The Book of Numbers”, Springer Verlag (1996).

- [7] I.A. DYNnikov, Arc presentations of links: Monotonic simplification, ArXiv:Math.GT/0208153 v2 8 Sept. 2003.
- [8] H.M. EDWARDS, "Riemann's Zeta Function", Academic Press (1974), Dover Publications (2001).
- [9] J. FAREY, On a curious property of vulgar fractions, *Philosophical Magazine*, **47**, (1816), 385-386.
- [10] L.R. FORD, Fractions, *American Mathematical Monthly*, **45**, No. 9 (Nov., 1938), 586-601
- [11] J. FRANEL, E. LANDAU, Les suites de Farey et le problème des nombres premiers, *Göttinger Nachr.*, (1924), 198-206.
- [12] D. EPSTEIN, C. GUNN, "Supplement to Not Knot", (booklet accompanying the video "Not Knot"), <<http://www.geom.uiuc.edu/video/NotKnot/>>, A. K. Peters, Ltd., Natick, MA 01760-4626, USA.
- [13] C. ERNST, D.W. SUMNERS, A calculus for rational tangles: Applications to DNA Recombination, *Math. Proc. Camb. Phil. Soc.*, **108** (1990), 489-515.
- [14] C. ERNST, D.W. SUMNERS, Solving tangle equations arising in a DNA recombination model. *Math. Proc. Cambridge Philos. Soc.*, **126**, No. 1 (1999), 23-36.
- [15] J.S. FRAME, Continued fractions and matrices, Classroom notes, C.B. Allendoerfer ed., *The Amer. Math. Monthly*, **56** (1949), 98-103.
- [16] L. GOERITZ, Bemerkungen zur Knotentheorie, *Abh. Math. Sem. Univ. Hamburg*, **10** (1934), 201-210.
- [17] J.R. GOLDMAN, L.H. KAUFFMAN, Rational Tangles, *Advances in Applied Math.*, **18** (1997), 300-332.
- [18] J.H. HASS, C. LAGARIAS, The number of Reidemeister moves needed for unknotting, *J. Amer. Math. Soc.*, **14**, No. 2 (2001), pp. 399-428.
- [19] G. HEMION, On the classification of the homeomorphisms of 2-manifolds and the classification of three-manifolds, *Acta Math.*, **142**, no. 1-2, (1979), pp. 123-155.
- [20] V.F.R. JONES, A polynomial invariant for links via von Neumann algebras, *Bull. Amer. Math. Soc.*, **129** (1985), 103-112.
- [21] L.H. KAUFFMAN, State Models and the Jones Polynomial, *Topology*, **26** (1987), pp. 395-407.
- [22] L.H. KAUFFMAN, S. LAMBROPOULOU, On the classification of rational tangles, *Advances in Applied Math.*, **33**, No. 2 (2004), 199-237.

- [23] L.H. KAUFFMAN, S. LAMBROPOULOU, On the classification of rational knots. *L'Enseignement Mathématique*, **49**, (2003), 357-410.
- [24] A. KAWAUCHI, "A Survey of Knot Theory", Birkhäuser Verlag (1996).
- [25] A.YA. KHINCHIN, "Continued Fractions", Dover (1997) (republication of the 1964 edition of Chicago Univ. Press).
- [26] K. KOLDEN, Continued fractions and linear substitutions, *Archiv for Math. og Naturvidenskab*, **6** (1949), 141-196.
- [27] K. MILLETT (private conversation at Institutes Hautes Etudes Scientifiques, Burres Sur Yevette, France, circa 1988).
- [28] H. MORTON, An irreducible 4-string braid with unknotted closure, *Proc. Camb. Phil. Soc.*, **93**, (1983), no. 2, pp. 259-261.
- [29] J.M. MONTESINOS, Revêtements ramifiés des noeuds, Espaces fibres de Seifert et scindements de Heegaard, *Publicaciones del Seminario Mathemático Garcia de Galdeano, Serie II, Sección 3* (1984).
- [30] C.D. OLDS, "Continued Fractions", New Mathematical Library, Math. Assoc. of Amerika, **9** (1963).
- [31] K. REIDEMEISTER, "Knotentheorie" (Reprint), Chelsea, New York (1948).
- [32] K. REIDEMEISTER, Knoten und Verkettungen, *Math. Zeitschrift*, **29** (1929), 713-729.
- [33] R. SCHAREIN, KnotPlot (program available from the web), <<http://wren.pims.math.ca/knotplot>>.
- [34] H. SCHUBERT, Knoten mit zwei Brücken, *Math. Zeitschrift*, **65** (1956), 133-170.
- [35] L. SIEBENMANN, Lecture Notes on Rational Tangles, Orsay (1972) (unpublished).
- [36] D.W. SUMNERS, Untangling DNA, *Math.Intelligencer*, **12** (1990), 71-80.
- [37] M. VASQUEZ, TangleSolver (program available from the web), <<http://math.berkeley.edu/mariel/>>.
- [38] H.S. WALL, "Analytic Theory of Continued Fractions", D. Van Nostrand Company, Inc. (1948).

L.H. KAUFFMAN: DEPARTMENT OF MATHEMATICS, STATISTICS AND COMPUTER SCIENCE, UNIVERSITY OF ILLINOIS AT CHICAGO, 851 SOUTH MORGAN ST., CHICAGO IL 60607-7045, U.S.A.

S. LAMBROPOULOU: DEPARTMENT OF MATHEMATICS, NATIONAL TECHNICAL
UNIVERSITY OF ATHENS, ZOGRAFOU CAMPUS, GR-157 80 ATHENS, GREECE.

E-MAILS: kauffman@math.uic.edu

sofia@math.ntua.gr

<http://www.math.uic.edu/~kauffman/>

<http://www.math.ntua.gr/~sofia>