

## TEICHMULLER GEODESICS THAT DON'T HAVE A LIMIT IN PMF

ANNA LENZHEN

Abstract. We construct a Teichmüller geodesic which does not have a limit on the Thurston boundary of the Teichmüller space.

## 1. Introduction.

Let  $M$  be a closed surface of genus  $g \geq 2$ . Recall that the Teichmüller space  $T_g$  is the space of equivalence classes of conformal structures  $X$  on  $M$ , where  $X_1 \sim X_2$  if there is a biholomorphic map from  $X_1$  to  $X_2$  which is isotopic to the identity on  $M$ . The Teichmüller distance between  $X_1, X_2 \in T_g$  is defined by  $d(X_1, X_2) = \frac{1}{2} \log K$ , where  $K$  is the smallest number such that there is a homeomorphism homotopic to the identity on  $M$  which is a  $K$ -quasiconformal map between  $X_1$  and  $X_2$ . A holomorphic quadratic differential  $q$  on a Riemann surface  $X$  assigns to each chart  $(U; z)$  of  $X$  a holomorphic function  $q_z$  with the property  $q_z(z) \left(\frac{dz}{dz}\right)^2 = q_z(z)$  in  $U_z \setminus U_z$ . It determines a flat metric with the length element  $|q(z)|^{1/2} |dz|$ . The vertical trajectories of  $q$  are the arcs along which  $q(z) dz^2 < 0$ , and the horizontal trajectories are the arcs where  $q(z) dz^2 > 0$ . Hence every quadratic differential  $q$  determines a pair of transverse measured foliations: the vertical foliation, where the leaves are the vertical trajectories, and the horizontal foliation, with leaves being the horizontal trajectories of  $q$ . The norm or area of  $q$  is defined by  $\|q\| = \int_M |q(z)|^{1/2} |dz|^2$ . In a neighborhood of every regular point  $P$  of  $q$  one can introduce a local parameter  $w$ , in terms of which  $q$  is identically equal to 1. This parameter, called the natural parameter of  $q$  near  $P$ , is determined by the integral  $w = \int_P^x q(z) dz$ , uniquely up to a transformation  $w \mapsto w + \text{const}$ . The space  $Q_0$  of all holomorphic quadratic differentials on  $X$  is a  $6g - 6$  dimensional vector space.

Each direction at a point  $X$  in  $T_g$  is associated to a quadratic differential  $q$  on  $X$ . The Teichmüller geodesic determined by  $q$  consists of the one parameter family  $\{X_t\}$  where  $X_t$  is the conformal structure  $X$  is sent to by a map which can be described locally by  $x \mapsto e^{t/2}x, y \mapsto e^{-t/2}y$  where  $w = x + iy$  is the natural parameter, so that the transverse measure on the vertical (horizontal) foliation of  $q$  is scaled by  $e^{t/2}$  ( $e^{-t/2}$ ).

Let  $S$  be the set of homotopy classes of simple closed curves on  $M$  with the discrete topology;  $R_+^S$  is given the product topology and  $PR_+^S$  is the corresponding projective space. The Teichmüller space  $T_g$  can be identified with the space of equivalence classes of hyperbolic metrics on  $M$  of constant curvature  $-1$ , where  $\mu_1 \sim \mu_2$  if there exists an isometry from  $(M; \mu_1)$  to  $(M; \mu_2)$  isotopic to the identity. The map  $\tau_g: T_g \rightarrow PR_+^S$  defined by  $\mu \mapsto (\|\cdot\|^{-1} \mu(\cdot))$ , where  $\|\cdot\|$  is the length of the unique geodesic in the hyperbolic metric

in the class of  $\mathcal{F}$ , is injective. It is called the Thurston embedding of Teichmüller space. The boundary of  $T_g$  in  $PMF^S$  is the sphere  $PMF$  of projective measured foliations on  $M$ . The union of  $T_g$  and  $PMF$  is denoted by  $\hat{T}_g$  and is called Thurston compactification. It is homeomorphic to a closed  $6g-6$  dimensional ball, where  $PMF$  is the  $6g-7$  dimensional sphere.

Masur (see [5]) proved that in almost every direction through every point geodesic rays converge in  $\hat{T}_g$ . In particular, if the vertical foliation  $F$  of a quadratic differential  $q$  is uniquely ergodic, then the geodesic ray corresponding to  $q$  converges to the class of  $F$  in  $PMF$ . In the same paper he showed that, if all leaves of  $F$  are closed, then the ray also converges. In this paper we show that not every Teichmüller geodesic ray converges to a single measured foliation. More precisely, we construct a geodesic ray in  $T_2$  which does not have a limit in  $PMF$ . The quadratic differential that determines the direction in our construction has non-minimal vertical foliation. The question of convergence in the general case, in particular when the vertical foliation is minimal but not uniquely ergodic, remains open.

**Construction.** Start with a square torus, i.e. the unit square with lower left vertex at  $(0;0)$ , with opposite sides identified. Cut the torus along a line segment (call it a slit) of length  $0 < s < 1$  and a slope  $\alpha_1 > 0$ . Take a second copy of the torus, cut it along a slit of same length  $s$  and a slope  $\alpha_2 > 0$ . Rotate the squares counterclockwise so that the slits are vertical. Now identify the positive side of the slit on one copy with the negative side on the other copy. This results in a quadratic differential  $q_{1;2}$  with 2 zeroes of order 2 on a surface  $X$  of genus 2.  $X$  is partitioned into 2 sheets  $S_1$  and  $S_2$  separated from each other by the union of the two slits. If both  $\alpha_1$  and  $\alpha_2$  are irrational, then the vertical foliation of  $q_{1;2}$  has one closed leaf, which is the union of the two slits, and all other leaves are dense in  $S_1$  or  $S_2$ . Let  $fx_tg$  be the Teichmüller geodesic ray from  $X$  determined by the differential  $q_{1;2}$ .

Recall that each  $x \in \mathbb{R}$  admits a continued fraction expansion of the form  $x = a_0 + \frac{1}{a_1 + \frac{1}{a_2 + \dots}}$ ; with  $a_0 \in \mathbb{Z}$ ;  $a_i \in \mathbb{N}$ ;  $i \geq 1$  and that  $x \in \mathbb{R} \setminus \mathbb{Q}$  if and only if infinitely many  $a_i$ 's are nonzero. We will also use the notation  $x = [a_0; a_1; a_2; \dots]$ . We will call  $a_i$ 's the elements of  $x$ .

Our main result is

**Theorem 1.** Suppose  $\alpha_1 \in \mathbb{R} \setminus \mathbb{Q}$  has bounded elements  $a_{1,n} \leq 3$ ;  $n \geq 1$ , and  $\alpha_2 \in \mathbb{R} \setminus \mathbb{Q}$  has unbounded elements  $a_{2,n} \geq 3$ ;  $n \geq 1$ . Let  $fx_tg$  be the Teichmüller geodesic ray constructed as above. Then  $fx_tg$  does not converge in  $\hat{T}_2$ .

**Idea of the proof.** By the definition of Thurston compactification, a sequence  $fx_tg$  in Teichmüller space converges to projective measured foliation  $F$  in  $PMF$  if, for any  $\epsilon_1, \epsilon_2 \in S$  we have  $\frac{l_t(\epsilon_1)}{l_t(\epsilon_2)} \rightarrow \frac{i(\epsilon_1; F)}{i(\epsilon_2; F)}$ . Here  $l_t(\epsilon_i)$  is the length of the shortest curve in the hyperbolic metric of  $X_t$  which is homotopic to a curve  $\epsilon_i$ , and  $i(\epsilon_i; F)$  denotes the measure of  $\epsilon_i$  with

respect to  $F$ . Hence, to prove that the geodesic does not have a limit in  $PMF$ , it suffices to find a pair of simple closed curves  $\gamma_1$  and  $\gamma_2$  on  $M$  and show that the limit  $\lim_{t \rightarrow 1} \frac{\ell_t(\gamma_1)}{\ell_t(\gamma_2)}$  does not exist. In our proof  $\gamma_i$  is the curve represented by the vector  $(1; 0)$  on  $S_i$ ,  $i = 1, 2$ .

To prove the theorem, we need to be able to estimate hyperbolic lengths of simple closed curves on  $X_t$  for large values of  $t$ . The geodesic ray  $FX_tg$  is constructed using the flat metric. However, in general there is no easy way to get a good estimate of the hyperbolic length of a curve. Our method is to identify the shortest and the second shortest curves in the flat metric on each torus (we think of the surface  $X_t$  as a surface glued out of two tori  $S_1$  and  $S_2$ ), and estimate their hyperbolic length. This information, together with the notion of intersection number, makes it possible to find good lower and upper bounds on the lengths of the curves  $\gamma_1$  and  $\gamma_2$ .

The idea behind the choice of  $\gamma_1$  and  $\gamma_2$  is as follows. We will show (Lemma 1) that at any time the shortest curve on  $S_i$  is a curve whose slope is a convergent of  $\alpha_i$ . Moreover, we will prove (Lemma 3) that there is a sequence of times  $t_k$  and a sequence of elements  $a_{2;n(t_k)} \neq 1$  of  $\Gamma_2$  for which the length (flat, extremal and hyperbolic) of the shortest curve on  $S_2$  goes to 0, while on the other side the length of the shortest curve stays bounded below. By the Collar Lemma (see [2]), each time one crosses an extremely short curve, one has to cross a collar of width approximately  $\log \frac{1}{\ell(\text{short curve})}$ . Hence one would think that the curve  $\gamma_2$  must become exceedingly long compared to the curve  $\gamma_1$ . However, we will see that the curve  $\gamma_1$  intersects a curve of bounded length on  $S_1$  significantly more than the curve  $\gamma_2$  crosses the long collar in  $S_2$ . It turns out that the ratio of the lengths  $\ell_{t_k}(\gamma_1)$  and  $\ell_{t_k}(\gamma_2)$  is at least  $\frac{a_{2;n(t_k)}}{\log a_{2;n(t_k)}}$  and is unbounded. On the other hand, when there are no short curves, the ratio of the lengths of  $\gamma_1$  and  $\gamma_2$  stays bounded, and therefore we conclude that the limit  $\lim_{t \rightarrow 1} \frac{\ell_t(\gamma_1)}{\ell_t(\gamma_2)}$  does not exist.

The main result is proven in Section 4. In Section 2 we consider the shortest curves in the flat metric. Estimates of the hyperbolic lengths of these curves are made in Section 3. Acknowledgements. The author would like to thank her thesis advisor Howard Masur for his excellent guidance and support.

## 2. Flat metric

In this section we focus on one torus only, ignoring the slit and the other torus. Let  $\alpha = [a_0; a_1; a_2; a_3; \dots]$  be any positive irrational number, with  $a_1 \geq 3$ . The  $k$ -th convergent of  $\alpha$  is the reduced fraction  $\frac{p_k}{q_k} = a_0 + \frac{1}{a_1 + \frac{1}{\frac{1}{\vdots} + \frac{1}{a_k}}}$ . A few standard facts (see for



have for all  $k < n$

$$l_{T_n}((q_k; p_k))^2 > \frac{(q_k - p_k)^2 e^{T_n}}{1 + e^{2T_n}} = \frac{(q_k - p_k)^2 (p_n + q_n)}{(1 + e^{2T_n})(p_n + q_n)}$$

and for all  $k > n$

$$l_{T_n}((q_k; p_k))^2 > \frac{(q_k + p_k)^2}{(1 + e^{2T_n})e^{T_n}} = \frac{(q_k + p_k)^2 p_n}{(1 + e^{2T_n})(p_n + q_n)}$$

Then

$$l_{T_n}^2((q_k; p_k)) > \frac{q_{n+1}}{4q_n}; k < n$$

and

$$l_{T_n}^2((q_k; p_k)) > \frac{q_{n+1}}{2q_n}; k > n$$

On the other hand

$$2\frac{q_n}{q_n + q_{n+1}} \leq l_{T_n}^2((q_n; p_n)) \leq 2\frac{q_n}{q_{n+1}}$$

The last statement follows from (1b) and the fact that  $p_n + q_n = q_n(1 + e^{2T_n})$ . We assumed that the elements of  $\mathcal{S}$  satisfy  $a_k > 2$ , so we have  $l_{T_n}((q_n; p_n)) < \min_{k \neq n} l_{T_n}((q_k; p_k))$ .

To verify the last claim of the lemma, we notice that, perhaps except for the first few

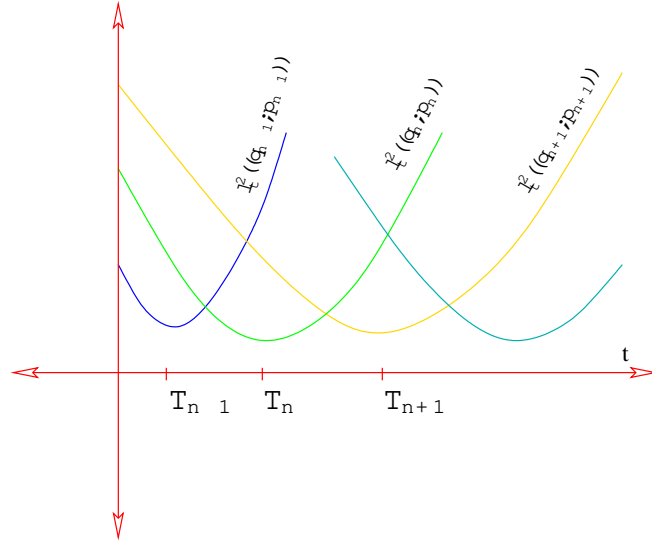


Figure 1

terms, the sequence  $l_{T_n}g$  is strictly increasing. Also we see that, for each  $n$ , the function  $l_t^2((q_n; p_n))$  is strictly convex and that the graphs of  $l_t^2((q_n; p_n))$  and  $l_t^2((q_k; p_k))$  intersect once. Since  $n < k$  implies  $l_0^2((q_n; p_n)) < l_0^2((q_k; p_k))$ , we see that at time  $t \in [T_n; T_{n+1}]$  only  $(q_n; p_n)$  or  $(q_{n+1}; p_{n+1})$  can be the shortest.

To find the second shortest vector is a more complicated task. There are more curves which can become the second shortest than just the ones whose slopes are convergents of  $\frac{p}{q}$ .

Lemma 2. Suppose that a  $(q;p)$ -curve is second shortest at time  $t$ , and  $(q_n;p_n)$  is the shortest. Then either  $\frac{p}{q}$  is a convergent of  $\frac{p}{q}$  (namely,  $(q_{n-1};p_{n-1})$  or  $(q_{n+1};p_{n+1})$ ) or the following holds

$$q_{n-1} + q_n - q < q_{n+1}$$

and

$$p_{n-1} + p_n - p < p_{n+1}$$

Proof. Suppose  $\frac{p}{q}$  is not a convergent of  $\frac{p}{q}$ . Assume that  $\frac{p}{q} < \frac{p_n}{q_n}$ . Then there is a (unique)  $k$  such that  $\frac{p_{k-1}}{q_{k-1}} < \frac{p}{q} < \frac{p_{k+1}}{q_{k+1}}$ . Using the argument from Lemma 1 we can show that the  $(q_k;p_k)$ -curve is shorter than  $(q;p)$ . Therefore  $k = n$ . Since the shortest and the second shortest curves intersect once,  $p_n q - p q_n = 1$ . Also  $p_n q_{n-1} - q_n p_{n-1} = 1$ . Putting these two things together we get

$$p_n(q - q_{n-1}) - q_n(p - p_{n-1}) = 0$$

This implies that  $\frac{p_n}{q_n} = \frac{p - p_{n-1}}{q - q_{n-1}}$ . Hence  $p = a p_n + p_{n-1}$  and  $q = a q_n + q_{n-1}$ , where  $a \in \mathbb{Q}$ . It is easy to see that  $a < a_{n+1}$ : if  $a \geq a_{n+1}$  then

$$\frac{p}{q} - \frac{p_{n+1}}{q_{n+1}} = \frac{a p_n + p_{n-1}}{a q_n + q_{n-1}} - \frac{a_{n+1} p_n + p_{n-1}}{a_{n+1} q_n + q_{n-1}} = \frac{(a_{n+1} - a)(p_{n-1} q_n - q_{n-1} p_n)}{(a q_n + q_{n-1})(a_{n+1} q_n + q_{n-1})} > 0$$

which is impossible. Therefore  $p < p_{n+1}$  and  $q < q_{n+1}$ . Also  $\frac{p_{n-1}}{q_{n-1}} < \frac{p}{q} < \frac{p_n}{q_n}$  and  $p_n q_{n-1} - q_n p_{n-1} = 1$  imply  $p - p_{n-1} < p_n$  and  $q - q_{n-1} < q_n$ . A similar argument works if  $\frac{p}{q} > \frac{p_n}{q_n}$ .

If  $\frac{p}{q}$  is a convergent of  $\frac{p}{q}$ , then Lemma 1 implies that  $(q;p)$  is either  $(q_{n-1};p_{n-1})$  or  $(q_{n+1};p_{n+1})$ .

### 3. Hyperbolic metric.

In the previous section we considered shortest vectors on a torus. It follows from Lemma 1 that the vectors on  $S_1$  with smallest euclidean length are those whose slopes are  $n$ -th convergents of  $\frac{p}{q}$ , which we denote by  $\frac{p_{i,n}}{q_{i,n}}$ . We claim that the same result holds for the

at surface glued from the two tori  $S_1$  and  $S_2$ , each with a slit  $(0;s)$ . The point is that, for each  $n$ , the curve  $(q_{i,n};p_{i,n})$  on  $S_i$  can be made disjoint from the slit.

Hence at any time we know the short curves in  $S_1$  and  $S_2$ . We want to estimate the hyperbolic length of these curves. To do so, we first prove a claim about extremal lengths of curves in  $S_i$  which get short. We will denote by  $\text{Ext}_t(\gamma)$  the extremal length at time  $t$  of a family of curves homotopic to a curve  $\gamma$ .

Lemma 3. Let  $\gamma$  be a  $(q_{i,n};p_{i,n})$ -curve on  $S_i$ ,  $i = 1, 2$ . Then the extremal length of  $\gamma$  at time  $t$  satisfies

$$\frac{\text{Ext}_t(\gamma)}{L_t^2(\gamma)} \leq \frac{1}{n!} = 1$$

Proof. By definition of extremal length  $\text{Ext}(\gamma) = \frac{\inf \int_{\gamma} |dz|^2}{A(\gamma)}$  for any metric of the form  $|dz|^2$  where  $A$  is Borel measurable. Assume  $\gamma$  is a  $(p_{1,n}; q_{1,n})$ -curve on  $S_1$ . Let  $|dz|$  be

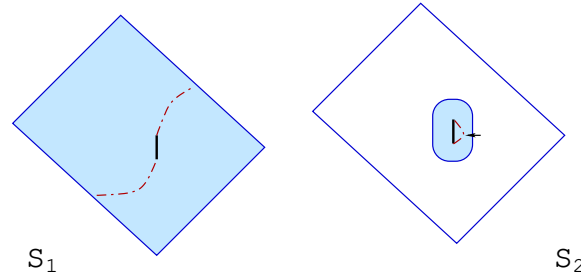


Figure 2.  $|dz|$  coincides with the flat metric in the shaded area

the metric which coincides with the flat metric on  $S_1$ , and on the set of points in  $S_2$  which are at most  $e^{-t/2}$  (the length of the slit) away from the slit (see Figure 2). We need to find the shortest curve with respect to this metric in the homotopy class of  $\gamma$ . We claim that a geodesic with respect to  $|dz|$  is contained in  $S_1$ , i.e. it does not cross the slit. The point is that any curve homotopic to  $\gamma$  which crosses the slit will contain an arc in  $S_2$  with endpoints on the slit. The arc is longer than the line segment connecting the endpoints. Hence there is a curve in the class of  $\gamma$  which is shorter than  $\gamma$ . Since  $\gamma$  is a geodesic in the flat metric, the length of the shortest curve homotopic to  $\gamma$  with respect to  $|dz|$  is at least the flat length of  $\gamma$ , which is  $\frac{1}{1+e^{-t}} \frac{(q_{1,n} + e^{-t} p_{1,n})^2}{e^t} + e^t (p_{1,n} - e^{-t} q_{1,n})^2$ . We then have

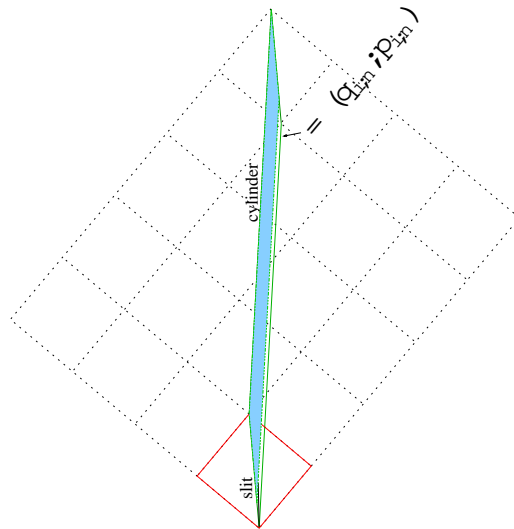


Figure 3

$$(4) \quad \text{Ext}_t(\gamma) = \frac{1}{1 + \frac{2}{1}} \frac{(q_{1,n} + \frac{1}{2} p_{1,n})^2}{e^t} + e^t (p_{1,n} - \frac{1}{2} q_{1,n})^2$$

On the other hand, the extremal length of a simple closed curve  $\gamma$  can be defined as  $\sup_C \frac{1}{\text{Mod}(C)}$  where the supremum is taken over all cylinders  $C$  with  $\gamma$  a core curve, and where  $\text{Mod}(C)$  denotes the modulus of a cylinder  $C$ .

So we need to find a cylinder for a good upper bound. We consider a cylinder swept out by curves parallel to  $\gamma$  which avoid the slit. Curves parallel to  $\gamma$  and crossing the slit make up a parallelogram spanned by the vectors representing the slit and  $\gamma$ . At time  $t$  the slit is represented by a vector  $u = (0; \frac{s}{e^{t-2}})$ , and  $\gamma$  is represented by  $v = \frac{q_{1,n} + \frac{1}{2} p_{1,n}}{e^{t-2} \frac{1}{1 + \frac{2}{1}}} (0; 1) + \frac{e^{t-2} \frac{1}{2} p_{1,n} - p_{1,n} j}{\frac{1}{1 + \frac{2}{1}}} (1; 0)$ . Then the area of our cylinder is

$$|u \wedge v| = \frac{s}{e^{t-2}} \frac{e^{t-2} \frac{1}{2} p_{1,n} - p_{1,n} j}{\frac{1}{1 + \frac{2}{1}}} = \frac{s}{\frac{1}{1 + \frac{2}{1}}} \frac{p_{1,n} j}{\frac{1}{1 + \frac{2}{1}}}$$

The length of the cylinder is  $|v|$ , the height is

$$\frac{\text{area}}{\text{length}} = \frac{1}{|v|} \frac{s}{\frac{1}{1 + \frac{2}{1}}} \frac{p_{1,n} j}{\frac{1}{1 + \frac{2}{1}}}$$

Thus the modulus is

$$\frac{1}{|v|} \frac{s}{\frac{1}{1 + \frac{2}{1}}} \frac{p_{1,n} j}{\frac{1}{1 + \frac{2}{1}}} \frac{1}{|v|^2}$$

It follows that

$$(5) \quad \text{Ext}_t(\gamma) = \frac{1}{1 + \frac{2}{1}} \frac{(q_{1,n} + \frac{1}{2} p_{1,n})^2}{e^t} + e^t (p_{1,n} - \frac{1}{2} q_{1,n})^2 \frac{1}{1 + \frac{s}{\frac{1}{1 + \frac{2}{1}}} \frac{p_{1,n} j}{\frac{1}{1 + \frac{2}{1}}}}$$

The claim of the lemma now follows from (5), (4) and (1b).

**Corollary 1.** Suppose  $a_i$  is such that  $a_{i,n} \rightarrow 1$  for  $i = 1$  or  $i = 2$ . Then at time  $T_n = \log \frac{p_{i,n} + q_{i,n}}{p_{i,n} - q_{i,n}}$  the hyperbolic length of a curve  $\gamma = (q_{i,n}; p_{i,n})$  satisfies  $\ell_{T_n}(\gamma) = \left( \frac{1}{a_{i,n} + 1} \right)$ .

**Proof.** By Lemma 3 we have  $\text{Ext}_{T_n}(\gamma) \sim \ell_{T_n}^2(\gamma)$ : Furthermore, the assumption  $a_{i,n} \rightarrow 1$  and (1b) imply  $\ell_{T_n}^2(\gamma) \sim \frac{2q_{i,n}}{q_{i,n} + 1} \sim \frac{2}{a_{i,n} + 1}$ . On the other hand, by Proposition 1 and Corollary 3 in [6] that  $2e^{-\ell(\gamma)/2} \sim \frac{\ell(\gamma)}{\text{Ext}(\gamma)}$ , where  $\text{Ext}(\gamma)$  is the extremal length and  $\ell(\gamma)$  – the hyperbolic length of any simple closed curve  $\gamma$ . In particular, if the extremal length of  $\gamma$  becomes very small, then so does the hyperbolic length, and their ratio is bounded above and below. Therefore, the hyperbolic length of  $\gamma$  at time  $T_n$  satisfies  $\ell_{T_n}(\gamma) = \left( \frac{1}{a_{i,n} + 1} \right)$ .



## 4. Proof of the main theorem.

We begin by choosing a subsequence  $a_{2m_k} \rightarrow 1$  such that  $a_{2m_k} \rightarrow 1$ .  
Let for  $k \geq 1$

$$t_{2k} = \log \frac{p_{2m_k-1,2} + q_{2m_k-1}}{p_{2m_k-1,2} - p_{2m_k-1,1}}$$

$$t_{2k+1} = \log (1 + \frac{1}{2}) (q_{2m_k})^2$$

We'll show that  $\lim_{i \rightarrow 1} \frac{t_i(1)}{t_i(2)}$  does not exist. By  $\gamma_{1,1}(i)$  and  $\gamma_{1,2}(i)$  (respectively  $\gamma_{2,1}(i)$  and  $\gamma_{2,2}(i)$ ) we denote curves on  $S_1$  (respectively  $S_2$ ) which are the first and second shortest in the metric at time  $t_i$ .  
 $i = 2k$ . We have for sufficiently large  $k$

$$t_{2k}(2) = t_{2k}(\gamma_{2,1}(2k))i(\gamma_{2,2}(2k); 2) + t_{2k}(\gamma_{2,2}(2k))i(\gamma_{2,1}(2k); 2)$$

Lemma 1 implies that  $\gamma_{2,1}(2k)$  is a  $(q_{2m_k-1}; p_{2m_k-1})$ -curve. Thus  $i(\gamma_{2,1}(2k); 2) = p_{2m_k-1}$ . Corollary 1 implies that  $t_{2k}(\gamma_{2,1}(2k)) = (\frac{1}{a_{2m_k}})$ . If the second shortest curve is a  $(q;p)$ -curve, then by Lemma 2 we have  $p = p_{2m_k}$ . Therefore  $i(\gamma_{2,2}(2k); 2) = p = p_{2m_k}$ . To estimate  $t_{2k}(\gamma_{2,2}(2k))$ , consider the flat cylinder from Lemma 3 with  $\gamma_{2,1}(2k)$  the core curve. Its area (with respect to the metric) is  $1 - \frac{p_{2m_k-1,2} - p_{2m_k-1,1}}{p_{2m_k-1,2}}$  and the modulus is  $m = \frac{1 - \frac{p_{2m_k-1,2} - p_{2m_k-1,1}}{p_{2m_k-1,2}}}{t_{2k}(\gamma_{2,1}(2k))}$ . It is conformally equivalent to the annulus  $A = \{z \in \mathbb{C} : r_1 < |z| < r_2\}$  with the hyperbolic metric

$$h_k(z) = \frac{|dz|}{|z|(2m) \sin(\log |z|/(2m))}$$

Since  $\gamma_{2,2}(2k)$  is second shortest in the metric, it crosses any radius of the annulus at most once (otherwise there is a shorter curve in metric). From Lemma 3 in [5] we know that given  $\epsilon > 0$  there exists  $0 < \delta < 1$  such that for  $k$  sufficiently large the hyperbolic metric  $h_{2k}(z)$  on  $X_{t_{2k}}$  and the metric  $h_k(x)$  satisfy

$$(6) \quad \frac{h_{2k}(z)}{h_k(z)} \leq 1 + \epsilon; z \in A = \{z \in \mathbb{C} : r_1 < |z| < r_2\}$$

Hence for large enough  $k$  the hyperbolic length  $l_1$  of the part of  $\gamma_{2,2}(2k)$  inside  $A$  is approximately the length of the radius of  $A$  with respect to  $h_k$ , more precisely

$$l_1 = \left( \log \frac{1 + \cos \frac{\log r_1}{2m}}{1 - \cos \frac{\log r_1}{2m}} \right) (1 + \epsilon) + C = \left( \log \frac{2m}{\log r_1} \right) = (\log a_{2m_k})$$

We claim that outside the annulus  $A$  the hyperbolic length  $l_2$  of  $\gamma_{2,2}(2k)$  is bounded above. Consider the family of arcs in the complement of  $A$  connecting the boundary components of the annulus. Clearly the subarc of  $\gamma_{2,2}(2k)$  belongs to  $\mathcal{F}$ . We claim that the extremal length of  $\mathcal{F}$  is bounded. This follows from the fact that  $\mathcal{F}$  contains a subset

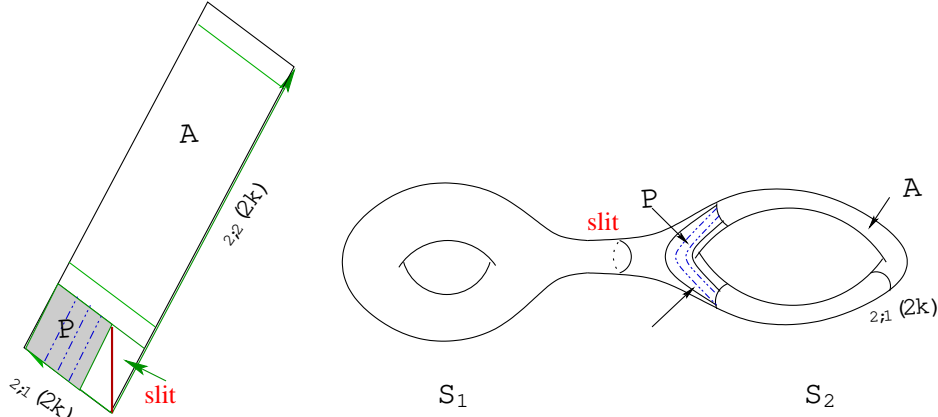


Figure 4

$P$  of arcs which connect opposite sides of a parallelogram of height

$$h = \frac{\sum_{j=1}^{2m_k-1} p_{2m_k-1,j}}{l_{t_{2k}}(z_{1,1}(2k))} + \frac{1}{l_{t_{2k}}(z_{1,1}(2k))} \log \frac{1}{\dots} = (l_{t_{2k}}(z_{1,1}(2k)))$$

and length at least

$$l = l_{t_{2k}}(z_{1,1}(2k)) \quad \text{se } t_{2k}=2 = (l_{t_{2k}}(z_{1,1}(2k)))$$

Hence the extremal length  $\text{Ext}(P) = O(1)$ . But  $P$  implies  $\text{Ext}(P) = \text{Ext}(\dots)$ . Therefore the shortest in hyperbolic metric element of  $\dots$  is bounded. Since  $\gamma_2$  differs from it by an additive constant, it is also bounded.

We then have

$$(7) \quad \gamma_{t_{2k}}(z_2) = O(\log(a_{n_k}^0) p_{n_k-1}^0)$$

Now we want to estimate  $\gamma_{t_{2k}}(z_1)$ . Recall that  $z_1$  is such that the elements satisfy  $\sup_i a_{1,i} < 1$ . Then Lemma 1 and Lemma 3 imply that  $\text{Ext}_{t_{2k}-1,1}(2k) = (1)$ . Hence  $\gamma_{t_{2k}}(z_{1,1}(2k)) = (1)$ . Every time  $\gamma_1$  crosses  $z_{1,1}(2k)$ , it has to cross the collar around  $z_{1,1}(2k)$ , which by the Collar Lemma (see [2]) has length of at least  $2 \arcsinh \frac{1}{\sinh(\gamma_{t_{2k}}(z_{1,1}(2k)))=2)} = (1)$ . Hence

$$(8) \quad \gamma_{t_{2k}}(z_1) = (i(z_{1,1}(2k); z_1))$$

If  $z_{1,1}(2k)$  is a  $(q_{1,j_k}; p_{1,j_k})$ -curve, then  $i(z_{1,1}(2k); z_1) = p_{1,j_k} - q_{1,j_k-1}$ . By definition  $z_{1,1}(2k)$  is the shortest curve on  $S_1$  at time  $t_{2k}$ , therefore it follows from Lemma 1 that the curve  $(q_{1,j_k+1}; p_{1,j_k+1})$  has not reached its minimal length yet, i.e.

$$t_{2k} \leq \log \frac{p_{1,j_k+1}-1 + q_{1,j_k+1}}{q_{1,j_k+1}-1 - p_{1,j_k+1}}$$

Hence for sufficiently large  $k$ , using (1b), we get

$$q_{2m_k} - q_{2m_k-1} (1 + \frac{2}{2}) \leq \frac{p_{2m_k-1} + q_{2m_k-1}}{q_{2m_k-1} - p_{2m_k-1}} \leq \frac{p_{1,j_k+1}-1 + q_{1,j_k+1}}{q_{1,j_k+1}-1 - p_{1,j_k+1}} (1 + \frac{2}{1}) q_{1,j_k+1} (q_{1,j_k+1} + q_{1,j_k+2})$$

We then have  $q_{1,j_k} = (q_{2,n_k-1}^p \overline{a_{2,n_k}})$ . It follows that

$$(9) \quad \lambda_{t_{2k}+1} = (q_{2,n_k-1}^p \overline{a_{2,n_k}})$$

Putting together (7) and (9) we get

$$(10) \quad \frac{\lambda_{t_{2k}+1}}{\lambda_{t_{2k}+2}} = \frac{(q_{2,n_k-1}^p \overline{a_{2,n_k}})}{(\log(a_{2,n_k}) p_{2,n_k-1})^{n+1}}$$

$i = 2k + 1$ . We will show that  $\sup_n \frac{\lambda_{t_{2k+1}+1}}{\lambda_{t_{2k+1}+2}}$  is bounded. Recall that  $t_{2k+1} = \log((1 + \frac{2}{2})(q_{2,n_k})^2)$ .

It is easy to see that  $t_{2k} < t_{2k+1} < t_{2k+2}$ . Hence by Lemma 1.2.1 (2k) is either  $(q_{2,n_k-1}; p_{2,n_k-1})$ - or  $(q_{2,n_k}; p_{2,n_k})$ -curve. By Lemma 3 both  $(q_{2,n_k-1}; p_{2,n_k-1})$  and  $(q_{2,n_k}; p_{2,n_k})$  have at time  $t_{2k+1}$  extremal (and hyperbolic) length bounded above and below. Hence

$$(11) \quad \lambda_{t_{2k+1}+2} = (p_{2,n_k})$$

On the other hand  $i_{1,1}(2k+1)$  and  $i_{2,1}(2k+1)$  also have bounded extremal length, therefore

$$\lambda_{t_{2k+1}+1} = O(i_{1,1}(2k+1); 1) + O(i_{2,1}(2k+1); 1)$$

To estimate  $i_{1,1}(2k+1); 1$  we argue similarly to the case when  $i = 2k$ . If  $i_{1,1}(2k+1)$  is a  $(q_{1,j_k}; p_{1,j_k})$ -curve, then Lemma 1 implies

$$t_{2k+1} = \log \frac{p_{1,j_k-1} + q_{1,j_k-1}}{q_{1,j_k-1} p_{j_k-1}}$$

Hence, using (1b), for sufficiently large  $k$  we obtain

$$(1 + \frac{2}{2}) q_{1,n_k}^2 = \frac{p_{1,j_k-1} + q_{1,j_k-1}}{q_{1,j_k-1} p_{j_k-1}} = q_{1,j_k-1} (1 + \frac{2}{1}) q_{1,j_k}$$

Thus  $i_{1,1}(2k+1); 1 = p_{1,j_k} = (q_{1,j_k}) = O(q_{2,n_k})$ . Lemma 2 implies that

$$i_{2,1}(2k+1); 1 = p_{1,j_k+1} = (p_{1,j_k})$$

We then have

$$(12) \quad \lambda_{t_{2k+1}+1} = O(q_{2,n_k})$$

Putting (11) and (12) together we obtain

$$(13) \quad \sup_n \frac{\lambda_{t_{2k+1}+1}}{\lambda_{t_{2k+1}+2}} < 1$$

## References

- [1] W. Abiko Degenerating families of Riemann surfaces Ann. of Math. (2) 105 (1977), no. 1, 29-44.
- [2] P. Buser Geometry and spectra of compact Riemann surfaces, Progress in mathematics; v. 106, Birkhauser, Boston, 1992
- [3] Y. Imayoshi and M. Taniguchi An Introduction to Teichmüller Theory, Springer-Verlag, 1992. MR 94b:32031
- [4] A. Khinchin Continued fractions, Dover Publications, INC. Mineola, New York, 1997
- [5] H. Masur Two boundaries of Teichmüller space, Duke Math. J. 49, no. 1 (1982), 183-190
- [6] B. Maskit Comparison of hyperbolic and extremal lengths, Ann. Acad. Sci. Fenn. Ser. A I Math. 10 (1985), 381-386. MR 87c:30062

- [7] G. M. cShane, I. Rivin, A norm on homology of surfaces and counting simple geodesics eprint arXiv:math/0005222 (May 2000)