

Invariants of Smooth 4-Manifolds via Vassiliev Theory

David N. Yetter
Department of Mathematics
Kansas State University
Manhattan, KS 66506

Abstract: After modifying the usual combinatorial constructions of framed Vassiliev theory by introducing base-points on each component of a framed link, we describe a basis for the space of dual weight systems of second order. We show that the linking matrix can be recovered from the coefficient vector, and construct an action of the unimodular group on the coefficient vector. In the case where the framed link presents a smooth 4-manifold (either closed or with homology sphere boundary), the orbit of the coefficient vector under the group action is an invariant of smooth structure, which, moreover suffices to distinguish all of the pairs of Gompf nuclei of [5], p. 320.

It was once said of a purported solution to a long-open problem that it contained half of a new idea, but that the solution required a new idea.

The history of attempts to find simple, combinatorially defined invariants of smooth structures on 4-manifolds makes it clear that a new idea has been needed. What has been unclear is whether a big new idea or a small new idea was needed.

The construction herein uses three and a half very small new ideas: a topological lemma that lets us equip each link component with base point; yoking the new invariant to the intersection form, so that in some sense it is properly regarded not as an invariant of smooth 4-manifolds, but as an invariant of smooth structures on a given (smoothable) topological 4-manifold; settling for an orbit of a group action on a vector-space as a value for the invariant; and (the half idea) using Vassiliev theory as the basis for the construction.

While the construction is very simple, sticking close to the Kirby calculus and avoiding moduli spaces or hard analysis, the intrinsic difficulty of the subject asserts itself in a new way: the last step of comparing orbits of the group action turns on number theoretic properties of the intersection form.

Ends of proofs are marked with a \square .

1 A Knot Theoretic Preliminary

The usual formulation of framed Vassiliev theory is inadequate for our construction. We will see that the difficulties are obviated by the introduction of base-points on all components of the link. The following result shows that invariants of links equipped with base-points on each component are, in fact, invariants of the underlying link:

Theorem 1 Suppose L_0 and L_1 are two equivalent links in R^3 , and suppose, moreover, that each component of L_0 and L_1 has a unique global minimum. Then there is an ambient isotopy H which preserves the component-wise global minima throughout the isotopy in the sense that if S_t denotes the set of component-wise global minima on $L_t = H(L_0; t)$, then $S_t = H(S_0; t)$ for all $t \in [0; 1]$.

proof: Begin by modifying each of L_0 and L_1 using an isotopy by moves, in the sense of Reidemeister [13], to move the component-wise global minima below the plane $z = -1$ and leave the rest of each link lying between $z = 0$ and $z = 1$, except for edges incident with the global minima. Plainly, this can be done without moving any points below the minima of their respective components.

It thus suffices to see that there is an isotopy between the modified links L_0^0 and L_1^0 with the desired properties. Mark each of the global minima with a \wedge on the curve. Now view the links in projection onto the xy -plane along a vector arbitrarily close to vertical for which the projection is a knot diagram with only transverse double points.

Now, a sequence of Reidemeister moves and isotopies of the projection (all corresponding to moves in R^3) will turn the one diagram into the other, including sending the marked minima to each other.

The problem is that some of these moves may correspond to moves in R^3 which lower points below the global minimum of the component on which they lie.

Specifically, instances of the Reidemeister II (resp., III) move in which an arc (resp., one or two arcs incident with a crossing) passes under another arc containing a minimum, and isotopies of the projection in which an undercrossing arc moves from one side of a minimum to the other correspond to portions of an isotopy which may violate the preservation of global minima. When the arc passed under belongs to a different component from the minimum, this may not violate the condition. If it does, it is easily remedied: lower the minimum of the underpassing component well below the minimum being passed under before doing the move.

In the case where the undercrossing arc belongs to the same component, we need to do more work: with the minimum set well below undercrossing arc, the move on the diagram corresponds to a sequence of moves, most of which simply lower the offending arc without changing the diagram, one of which passes it below what should have been the global minimum, and the rest of which bring the moved arc back up into the region where the rest of the link is to lie at the end of the isotopy.

The "\before" and "\after" positions of the arc changed by the move form a loop which we may assume lies between $z = 0$ and $z = 1$. Lower the global minimum of the component involved below all of the other global minima by an isotopy moving the link above $z = 0$. (Doing this by moves without violating the global minimum preservation may require briefly introducing a vertical segment projecting to the same point, but this is resolved immediately by another move.)

Now, complete the disk across which the errant move was made to a polyhedral sphere, intersecting the initial and final links only in the segments changed by the move, and such that the complementary disk forming the sphere lies entirely above the just-lowered minimum. (The new faces will slope down and slightly away from the boundary of the old disk to a level between the other minima and the lowered one on the component being modified, then level off to form a "\floor" extending beyond the link in all horizontal directions, "\walls" extending above the link, and a "\ceiling" completing the polyhedral sphere above the link.) The move can be replaced with a sequence of moves across the complementary disk of the sphere.

Thus, no moves which fail to preserve the global minimum are necessary and the theorem holds.

Corollary 2 Any ambient isotopy invariant of links equipped with a distinguished base-point on each component gives rise to an ambient isotopy of links by choosing the global minimum with respect to some coordinate direction to be the base-point.

Note that the choice of base-points or coordinates is really irrelevant: given base-points, one could first drag them down in the coordinate direction to make them the global minima, or, given minima with respect to a different coordinate direction, one could first rotate the link so that the "\downward" directions align; then use the procedure of the proof to isotope one to the other preserving the minima.

The reader may also note that this result is implicit in recent work of Habiro [6] on the presentation of framed links by "\bottom tangles".

Also note that the same proof carries the following result, which we will need later when examining the behavior of our invariant under handle slides: the extra edge will be the core of the band in the band-sum move which implements a handle slide in the Kirby calculus:

Theorem 3 Suppose γ_0 and γ_1 are two embedded graphs in \mathbb{R}^3 , which each has a single pair of trivalent vertices, joined by an edge (bridge in the graph theoretic sense) and each incident with a loop. Suppose γ_0 and γ_1 otherwise consist of vertex-free loops. Let the "\combinatorial components" of the graphs be defined to be the connected components, except for the connected component with the trivalent vertices, which is partitioned into two "combinatorial components", a loop, and the union of the other loop and the edge joining the trivalent vertices.

Suppose γ_0 and γ_1 each has a unique global minimum on each of its combinatorial components, and the global minimum of the combinatorial component with the bridge does not lie on the bridge. Finally, suppose γ_0 is equivalent to γ_1 by an isotopy which preserves combinatorial components. Then there is an ambient isotopy which preserves the global minimum throughout the isotopy in the sense of Theorem 1.

2 Rooted Framed Vassiliev Theory

The results above have an immediate use when applied to Vassiliev theory.

Figures 1 and 2 show the usual cast of characters for the universal framed Vassiliev invariant (a.k.a. the framed Kontsevich integral, cf. [1, 7, 14]) up to second order, plus a new character — a symmetrizer on chords, a poor analog of the trivalent vertex, which was plainly in the first instance an antisymmetrizer on chords. The symmetrizer is denoted as it is because its only rotational symmetry is inherited from the lack of orientation on chords: rotation by π .

Notice that we are using twice the usual first-order term, following [4], rather than the more usual conventions of [1, 8]. In the present context this is to be preferred, as it suppresses some factors of $\frac{1}{2}$ which arise when we rewrite second order terms in terms of symmetrizers and antisymmetrizers (trivalent vertices) on chords.

Also, notice that the correction to the duality maps has been made only on minima, rather than by putting the square root of the correction on both maxima and minima, as some authors [8] have favored. This has always been the author's preference, but in the present context it is a necessity: we will be treating the global minimum on each component differently from other local minima.

In particular, the global minimum on each component will not be evaluated as the corrected duality map, but will be evaluated by placing a \wedge , which we call the root, on all loops in the evaluation of the link. This, in fact, is redundant notationally, since once the link is evaluated as a sum of chord diagrams, the components are drawn as an unlink in standard position, each with its own unique minimum but joined by chords and decorated by beads.

We will, however, maintain the notation as a reminder of the new feature in the theory: chord attachments cannot be slid past the root.

$$\begin{aligned}
 \begin{array}{c} \diagdown \\ \diagup \end{array} &= \begin{array}{c} \diagdown \\ \diagup \end{array} + \begin{array}{c} \diagdown \\ \diagup \end{array} + \frac{1}{2} \begin{array}{c} \diagdown \\ \diagup \end{array} \\
 \begin{array}{c} \diagup \\ \diagdown \end{array} &= \begin{array}{c} \diagup \\ \diagdown \end{array} - \begin{array}{c} \diagup \\ \diagdown \end{array} + \frac{1}{2} \begin{array}{c} \diagup \\ \diagdown \end{array}
 \end{aligned}$$

$$\begin{array}{c} | \\ \curvearrowright \end{array} = \begin{array}{c} | \\ | \\ | \end{array} + \frac{1}{6} \left(\begin{array}{c} | \\ \text{---} \\ | \end{array} - \begin{array}{c} | \\ \text{---} \\ | \end{array} \right)$$

$$\begin{array}{c} | \\ \curvearrowleft \end{array} = \begin{array}{c} | \\ | \\ | \end{array} + \frac{1}{6} \left(\begin{array}{c} | \\ \text{---} \\ | \end{array} - \begin{array}{c} | \\ \text{---} \\ | \end{array} \right)$$

$$\begin{array}{c} \cup \end{array} = \begin{array}{c} \cup \end{array} - \frac{1}{6} \begin{array}{c} \cup \end{array}$$

$$\begin{array}{c} \cap \end{array} = \begin{array}{c} \cap \end{array}$$

$$\begin{array}{c} \curvearrowright \end{array} = \begin{array}{c} | \end{array} + \begin{array}{c} | \end{array} + \frac{1}{2} \begin{array}{c} | \end{array}$$

$$\begin{array}{c} \curvearrowleft \end{array} = \begin{array}{c} | \end{array} - \begin{array}{c} | \end{array} + \frac{1}{2} \begin{array}{c} | \end{array}$$

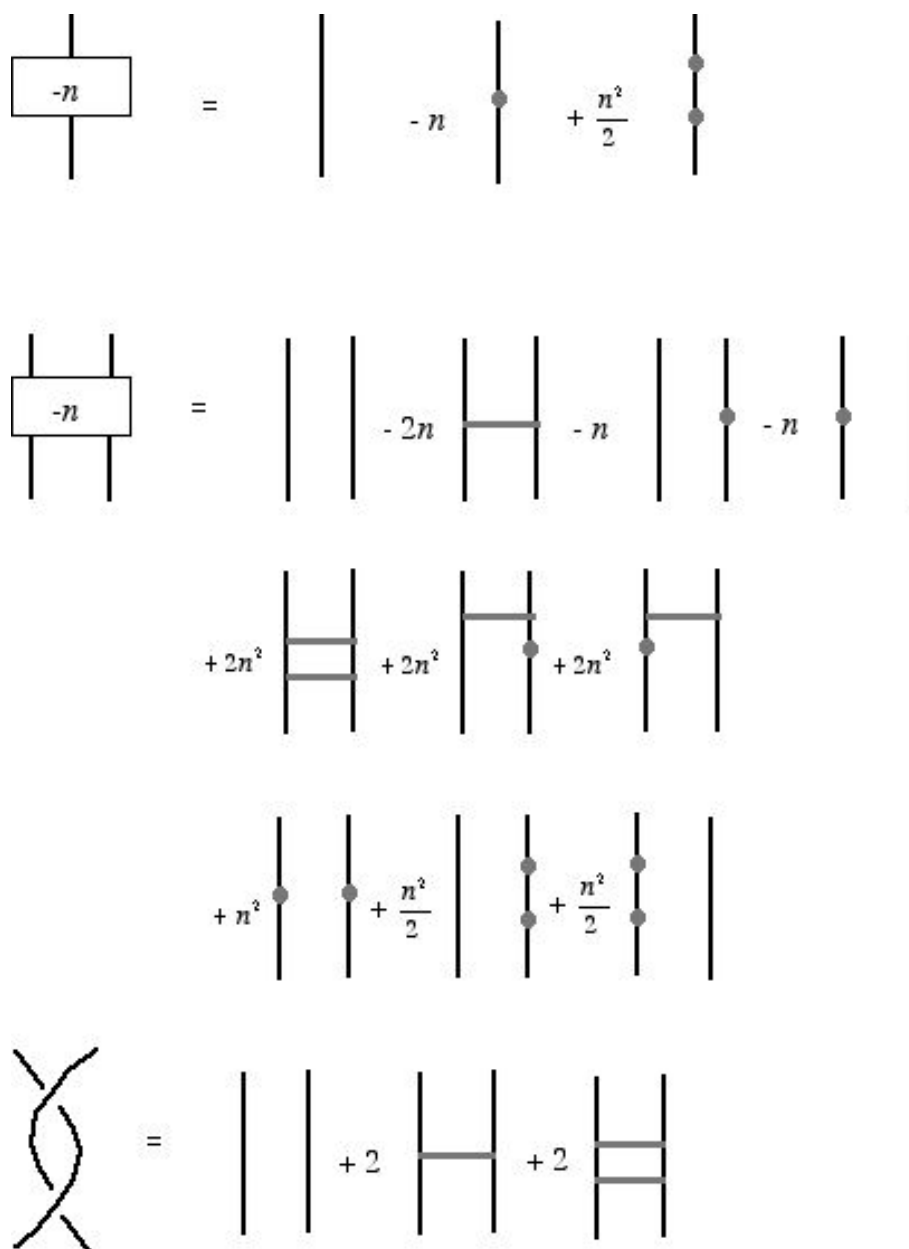


Figure 1

$$\begin{array}{c} \diagup \\ \diagdown \end{array} \text{---} | \quad := \quad \begin{array}{c} \text{---} \\ \text{---} \end{array} | \quad - \quad \begin{array}{c} \diagdown \\ \diagup \end{array} \text{---} | \quad \text{"STU"}$$

$$\begin{array}{c} \text{---} \\ | \end{array} \begin{array}{c} | \\ \text{---} \end{array} + \begin{array}{c} \text{---} \\ | \end{array} \begin{array}{c} | \\ \text{---} \end{array} = \begin{array}{c} | \\ \text{---} \end{array} \begin{array}{c} \text{---} \\ | \end{array} + \begin{array}{c} \text{---} \\ | \end{array} \begin{array}{c} | \\ \text{---} \end{array} \quad \text{"4T"}$$

$$\begin{array}{c} \diagdown \\ \diagup \end{array} = - \begin{array}{c} \diagup \\ \diagdown \end{array} \quad \text{"AS"}$$

$$\begin{array}{c} \text{---} \\ | \end{array} \begin{array}{c} \bullet \\ | \end{array} = \begin{array}{c} | \\ \text{---} \end{array} \begin{array}{c} \bullet \\ | \end{array} \quad \text{"bead slide"}$$

$$\begin{array}{c} \text{---} \\ | \end{array} \begin{array}{c} \text{---} \\ | \end{array} \quad := \quad \begin{array}{c} \text{---} \\ \text{---} \end{array} | \quad + \quad \begin{array}{c} \diagdown \\ \diagup \end{array} \text{---} | \quad \text{"symmetizer"}$$

$$\begin{array}{c} \text{---} \\ | \end{array} \begin{array}{c} \diagdown \\ \diagup \end{array} = \begin{array}{c} \text{---} \\ | \end{array} \begin{array}{c} \text{---} \\ | \end{array} \quad \text{"symmetry"}$$

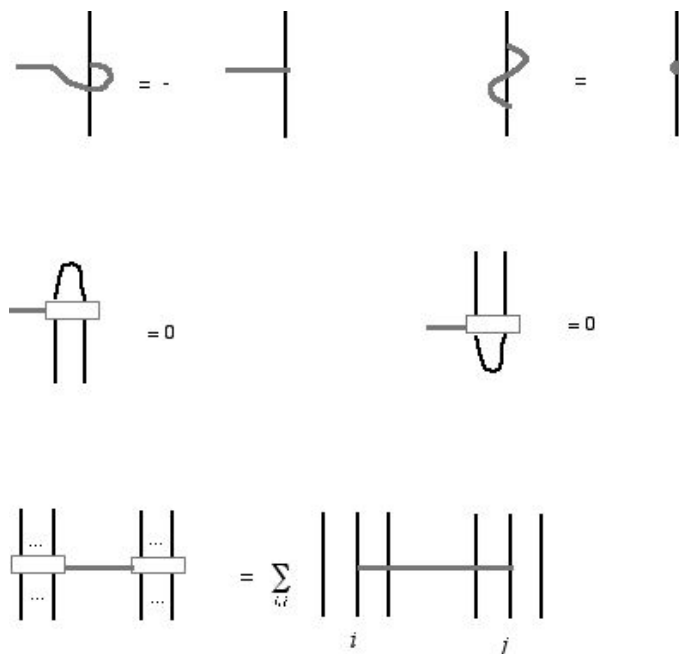


Figure 2

Before considering the consequences of this, for brevity and admittedly at the risk of allegations of cultural insensitivity, we would like to suggest that the diagrams we are using, complete with trivalent vertices, beads, symmetrizers and roots be called *kanji*.¹ We retain the usual terminology, calling the loops which represent link components "solid" and the other edges "dotted", though in our figures they will be gray. Normally the solid loops in *kanji* are all oriented counterclockwise. If *kanji* are written with their solid loops in various orientations, the loops will be decorated with little arrows.

This innovation sits a little uncomfortably in the categorical framework of [1, 14], but the categorically-minded reader will recognize the root as a map $X \rightarrow X$! I freely adjoined to the category of Vassiliev tangles while preserving the functoriality of \mathcal{V} and the naturality of the underlying symmetry, but not the naturality of natural transformation given by chords. We will pursue neither this interpretation, nor the approach of Habiro [6], which treats his equivalent "bottom tangles" as a sort of module with respect to composition over a subcategory of \mathcal{FRTang} , nor the effect of restoring any of the various naturalities on the theory, as we are concerned here only with the effect on the combinatorics of framed Vassiliev theory at low order.

The main effect of the presence of the root on each component is that the antisymmetry properties of the trivalent vertex no longer force the annihilation

¹Observe that this is simply the translation into Japanese of the name originally suggested by Bar-Natan [2] on the basis of the visual analogy to Western eyes between the diagrams arising from chord diagrams with the introduction of the trivalent vertex and the simpler characters among those in the pictographic script of the Han.

of diagrams in which a leg of a trivalent vertex is the only chord incident with a solid loop. Now a similar argument to that which proved the annihilation of such diagrams without the root now shows that such kanji negate when the orientation of the solid loop incident with the single leg is reversed. (See Figure 3.)

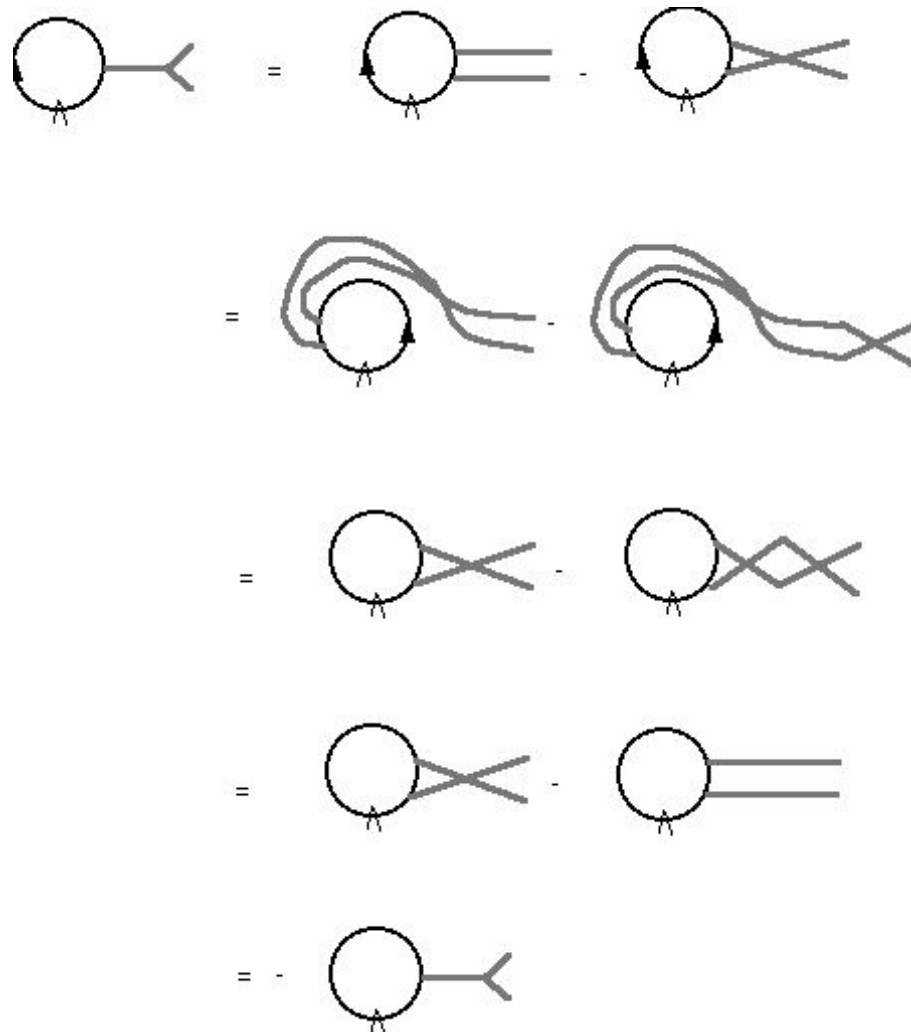


Figure 3

By a dotted edge of a kanji, we mean an edge of the graph obtained by erasing the solid loops with univalent vertices "edge-ends" where chords meet the solid loops, tetravalent vertices for the symmetrizers and trivalent vertices for the antisymmetrizers (as usual).

We can then make:

Definition 4 The order of a kanji is $b + e + t + 2s$, where b is the number of beads, e the number of dotted edges, t the number of trivalent vertices and s the number of symmetrizers.

Definition 5 A kanji is connected if the graph formed by its dotted edges and the solid loops with which they are incident is connected. A kanji is disconnected otherwise.

Definition 6 A (n) (S -valued) small invariant of order n is a function from the quotient space of the rational span of all kanji of order n by the relations of Figure 2 to the set S . Such a function is a small invariant of order n if it is of order n , but does not factor through the quotient to the rational span of the kanji of order $n - 1$.

Observe that the definition does not specify any structure on the set S or any further structure on the function. This is because the invariants of most interest to us will take values not in an abelian group at all, but in sets of orbits of matrices and vectors under certain group actions.

3 First Order: Linking Matrices and Intersection Forms

At first order, the presence of the roots has no effect. The first-order kanji are linearly independent in their span modulo the relations. At first order, small invariants are simply the familiar ones: functions of linking numbers and framing numbers. In the normalization of Figures 1 and 2, the framing numbers are simply the coefficient of the kanji with a single bead, and the linking numbers are the coefficients of the kanji with a single chord joining the two components. Of course, one does well to maintain a distinction among the components, since if permutation of the components is permitted a good deal of information is lost.

Once one maintains the distinction among components, the generic small invariant of first order can be seen as the linking matrix L by putting half the coefficient of the one-chord kanji with the chord connecting solid loops i and j in the ij and ji entries, and the coefficient of the one-bead kanji with a bead on the solid loop i in the ii entry.² Thus, by Definition 6 the usual invariants of quadratic forms, signature, rank and parity, when applied to the linking matrix, are small invariants of order 1.

This observation is of interest for 4-manifold topology, since the linking matrix of a presentation of a smooth compact orientable 4-manifold via Kirby

²The factor of $\frac{1}{2}$ makes it look like our preference for an unusual normalization of the Kontsevich integral was a mistake| actually it reflects the fact that there are two entries in the matrix corresponding to the kanji. At higher order, this convention allows us to correctly "allocate" the coefficients of certain kanji to form tensor powers of the linking matrix.

calculus gives the intersection form of the 4-manifold, or rather does so when there are no 1-handles in the presentation. In the case with 1-handles, the extended linking matrix obtained by using a distinguished unlink whose marked components to indicate the "tunnelling out" of 2-handles, thereby attaching a 1-handle they "would have cancelled", still determines the intersection form since the block indicating linking between the 2-handles attached and the "ghosts of departed 2-handles" determines a projection from linear combinations of homology classes represented by spheres, one disk of which passes over the 2-handle, with the other lying in the interior of the 0-handle, onto a basis for $H_2(M; \mathbb{Z})$. Traditionally this unlink is distinguished by placing beads on its components. Although the issue will not arise in the present paper, we advocate instead coloring its components differently to avoid confusion with the beads occurring in kanji.

Thus, in the case where the Kirby calculus prescription gives a closed simply connected 4-manifold or a simply connected 2-handlebody with homology sphere boundary, by Freedman's big theorem [4], the homeomorphism type of the underlying manifold is determined by the small invariants of first order of its Kirby calculus description. Indeed the homeomorphism type of the smooth 4-manifold constructed may be regarded as a first-order small invariant of the Kirby calculus description.

4 Second Order: Symmetrized and Antisymmetrized

If, for the moment, we write second-order kanji without any symmetrizers or antisymmetrizers, for any fixed set of link components, there is an obvious spanning set (see Figure 4) in which the indices labeling the components are allowed to range over all the components (and the components not depicted have no incident chords or beads) as is implicit in the fact that we are working at second order).

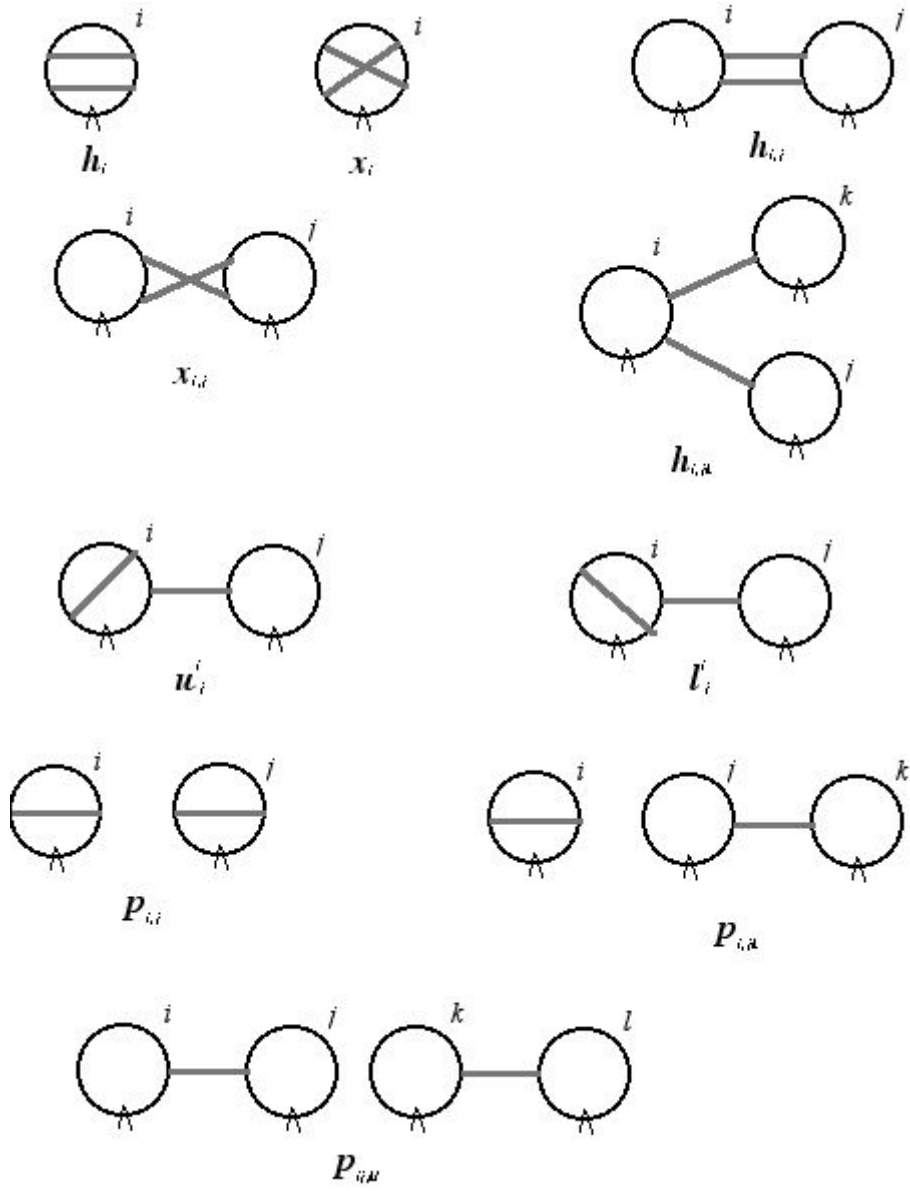


Figure 4

These, of course, are a spanning set, not a basis, thanks to the 4T and bead-slide relations.

We now want to polarize connected second-order kanji into symmetric and antisymmetric parts. We do this as follows. Whenever two chords are incident with the same loop, we replace the kanji with a sum of two kanji: its symmetric part, that is, its average with the kanji obtained by swapping adjacent attaching points for the two chords, which necessarily involving a symmetrizer by the

definition of the symmetrizer; and its antisymmetric part, half its difference with the kanji obtained by swapping adjacent attaching points for the two chords, which necessarily involves a trivalent vertex. In cases where the other ends of the two chords are also incident with a common component, repeating the process at the other loop for the symmetric part gives a zero antisymmetric part, and returns the same kanji (with a single symmetrizer) as the symmetric part of the symmetric part. Repeating the process at the other end for the antisymmetric part gives a zero symmetric part, and a connected kanji with two trivalent vertices joined by a pair of edges, with their other edge ending on one of the loops as the antisymmetric part.

Figure 5 shows the symmetric and antisymmetric parts of the connected kanji in Figure 4.

$$\begin{aligned}
h_i &= \text{diagram} = \frac{1}{2} \left(\text{diagram} + \text{diagram} \right) + \frac{1}{2} \left(\text{diagram} - \text{diagram} \right) \\
&= \frac{1}{2} \text{diagram} + \frac{1}{4} \text{diagram} = s_i + a_i
\end{aligned}$$

$$\begin{aligned}
x_i &= \text{diagram} = \frac{1}{2} \left(\text{diagram} + \text{diagram} \right) - \frac{1}{2} \left(\text{diagram} - \text{diagram} \right) \\
&= \frac{1}{2} \text{diagram} - \frac{1}{4} \text{diagram} = s_i - a_i
\end{aligned}$$

$$\begin{aligned}
h_{ij} &= \text{diagram} = \frac{1}{2} \left(\text{diagram} + \text{diagram} \right) \\
&\quad + \frac{1}{2} \left(\text{diagram} - \text{diagram} \right) \\
&= \frac{1}{2} \text{diagram} + \frac{1}{4} \text{diagram} = s_{ij} + a_{ij}
\end{aligned}$$

$$\begin{aligned}
x_{ij} &= \text{diagram} = \frac{1}{2} \left(\text{diagram} + \text{diagram} \right) \\
&\quad - \frac{1}{2} \left(\text{diagram} - \text{diagram} \right) \\
&= \frac{1}{2} \text{diagram} - \frac{1}{4} \text{diagram} = s_{ij} - a_{ij}
\end{aligned}$$

$$\begin{aligned}
h_{i,k} &= \text{Diagram 1} = \frac{1}{2} \left(\text{Diagram 2} + \text{Diagram 3} \right) \\
&+ \frac{1}{2} \left(\text{Diagram 4} - \text{Diagram 5} \right) \\
&= \text{Diagram 6} + \text{Diagram 7} \\
&\equiv S_{i,k} + \mathbf{a}_{ik}
\end{aligned}$$

The diagrams are as follows:

- Diagram 1:** A central circle labeled i is connected to two circles labeled k and j by two separate lines.
- Diagram 2:** A central circle labeled i is connected to two circles labeled k and j by two separate lines, with a small loop on the line to k .
- Diagram 3:** A central circle labeled i is connected to two circles labeled k and j by two separate lines, with a small loop on the line to j .
- Diagram 4:** A central circle labeled i is connected to two circles labeled k and j by two separate lines, with a small loop on the line to k and a small loop on the line to j .
- Diagram 5:** A central circle labeled i is connected to two circles labeled k and j by two separate lines, with a small loop on the line to k and a small loop on the line to j .
- Diagram 6:** A central circle labeled i is connected to two circles labeled k and j by two separate lines, with a small loop on the line to k and a small loop on the line to j .
- Diagram 7:** A central circle labeled i is connected to two circles labeled k and j by two separate lines, with a small loop on the line to k and a small loop on the line to j .

$$\begin{aligned}
u_i^i &= \text{Diagram 1} = \frac{1}{2} \left(\text{Diagram 2} + \text{Diagram 3} \right) \\
&\quad + \frac{1}{2} \left(\text{Diagram 4} - \text{Diagram 5} \right) \\
&= \frac{1}{2} \text{Diagram 6} + \frac{1}{4} \text{Diagram 7} \\
&= s_i^i + a_{ii}
\end{aligned}$$

$$\begin{aligned}
l_i^i &= \text{Diagram 1} = \frac{1}{2} \left(\text{Diagram 2} + \text{Diagram 3} \right) \\
&\quad - \frac{1}{2} \left(\text{Diagram 4} - \text{Diagram 5} \right) \\
&= \frac{1}{2} \text{Diagram 6} - \frac{1}{4} \text{Diagram 7} \\
&= s_i^i - a_{ii}
\end{aligned}$$

Figure 5

We call the symmetric (resp., antisymmetric) parts of connected kanji \sym - metric kanji" (resp., \antisymmetric kanji").

An elementary combinatorial exercise shows:

Proposition 7 The number of symmetric (resp., antisymmetric, disconnected) kanji with n loops is given by

$$s_n = \frac{1}{2}n^3 + \frac{1}{2}n$$

(resp.,

$$a_n = \frac{1}{6}n^3 + \frac{5}{6}n;$$

$$d_n = \frac{1}{8}n^4 - \frac{1}{4}n^3 + \frac{3}{8}n^2 - \frac{1}{4}n:$$

We also have:

Proposition 8 The second-order symmetric, antisymmetric, and disconnected kanji s_i ; s_{ij} ($i < j$); s_j^1 ($i \notin j$); s_{ijk} ($j \notin i \notin k$; $j < k$); a_i ; a_{ij} ($i < j$); a_{ijk} ($i < j < k$); p_{ij} ($i < j$); p_{ijk} ($j \notin i \notin k$; $j < k$); p_{ijk1} ($i < j$; $i < k$; $k < l$; $j \notin k$) form a basis for the span of the second-order kanji modulo the 4T and bead slide relations and the definitions of the trivalent vertex and symmetrizer.

proof: Observe that the symmetric, antisymmetric, and disconnected kanji span by the relations of Figure 2.

Now, all linear dependences among the kanji are induced by the definitions of the symmetrizer and antisymmetrizer, the 4T relation, and the bead slide relation. Thus, the disconnected kanji are linearly independent, not only among themselves, but from any set of other kanji. Any linear dependence among the connected kanji is a linear combination of linear dependences involving kanji with the same loops in their non-trivial connected components.

Now, there are no instances of the 4T or bead slide applicable to any linear combination of symmetric and antisymmetric kanji, so dependences can arise only by first applying the definitions, then applying a sequence of 4T and bead slide relations, then applying the definitions again.

The definitions of the symmetrizer and antisymmetrizer (trivalent vertex), of course, define a polarization, and any linear combination of connected kanji will have a unique, well-defined symmetric (resp. antisymmetric) part. It therefore suffices to observe that both sides of any instance of the 4T and bead slide relations have the same symmetric and antisymmetric parts.

The coefficients of the antisymmetric kanji are thus a \mathbb{Q}^{a_n} -valued small invariant of the link, and, in fact, can be normalized to give a \mathbb{Z}^{a_n} -valued small invariant. The entries are ordered by the types of antisymmetric kanji in the order given in Figure 5, and, within each type, by the lexicographic order on the set of subsets of the components of cardinality one, two, three, respectively. We denote this vector by Y .

Similarly, the coefficients of the symmetric and disconnected kanji form a vector-valued small invariant of the link. These, however, are better organized into a square matrix by the process we call "allocation":

The matrix in question will have an $n \times n$ block structure, with $n \times n$ blocks, where n is the number of components in the link. Note that each chord determines an unordered pair of components, and that an (unordered) pair of chords, and thus any symmetric or disconnected kanji, determines an unordered pair of unordered pairs of components. This unordered pair of unordered pairs corresponds to between one and eight ordered pairs, and thus to between one and eight entries in the matrix (use the first ordered pair to index the block, and the second to index the entry within the block).

Allocation creates an $n^2 \times n^2$ matrix from the coefficients of the symmetric and disconnected kanji by dividing twice the coefficient of each kanji by the number of matrix entries corresponding to it, and putting the result in each of those corresponding entries.

Now, consider how symmetric and disconnected kanji arise when evaluating a link: the second-order terms of associators and dualities are all antisymmetric, and thus do not contribute. Contributions arise from the second-order terms of framing twists or crossings, and from pairs of first-order terms.

It is now easy to verify:

Theorem 9 Given any framed link, the matrix obtained from the coefficients of the symmetric and disconnected order 2 kanji by allocation is L^{-2} , the tensor square of the linking matrix of the link.

The factor of two in the description of allocation is a result of the fact that we are working at second order. It can be shown that in the analogous process at order N one must multiply by $N!$ before dividing by the number of entries in the matrix (with $N-1$ -fold iterated block structure) corresponding to the kanji. In some sense, the coefficients of the symmetric and disconnected kanji are giving an exponential generating function for the tensor powers of the linking matrix.

5 L, L^{-2}, Y , and Kirby moves

To get from the generic small invariant of order 2 (which may be encoded as the pair $(L; Y)$, or equivalently, as $(L^{-2}; Y)$, to an invariant of 4-manifolds, we must understand the behavior of L (and with it L^{-2}) and Y , under the moves of the four-dimensional Kirby calculus: addition and removal of cancelling 1-2 pairs; addition and removal of zero framed 2-handles with unlinked attaching curves, which will cancel with 3-handles; and handle slides, whose effect on the attaching curves is given by the band-sum move.

The addition of a trivial 2-handle is easiest to understand: it simply enlarges the basis of kanji, by including those supported on the original, smaller attaching link into those supported on the new link. The linking matrix L is padded with a row and column of zeros, with L^{-2} changed in the corresponding way (a row and column of zeros in each block and a row and column of zero blocks are added). Y is similarly enlarged by the addition of zero entries for all of the new antisymmetric kanji.

The addition of a cancelling 1-2 pair is only slightly harder to describe. Recall that L is really the extended linking matrix and has a block structure corresponding to the distinction between the components that are attaching curves for 2-handles, and those that are the attaching curves for the "ghosts of departed 2-handles". A row and column corresponding to a 2-handle and a row and column corresponding to a 1-handle are added to L , occupied entirely by zeros, except for entries of ± 1 , the linking number between the new components, in the off-diagonal entries where the new rows and columns meet each other. L^{-2}

is modified accordingly. All of the new entries in Y are zero, except for the coefficient of a_{1l} , where l and l' are the indices of the new components. This non-zero entry is ± 2 , its sign agreeing with that of the new non-zero entries of L .

The crux of the construction, however, is the behavior under handle-slides. The behavior of the universal Vassiliev invariant under the band-sum move is well-understood from the work of Le, Murakami, and Ohtsuki [7] on their 3-manifold invariant, and turns on the fact that the chord represents a "principal" natural transformation in the terminology of the author [14].

It turns out to be best to consider the handle-slide along with the "poor relations" of the Kirby moves: orientation reversal on a component, and reindexing the components.

Now, the usual difficulty of arbitrarily complicated bands can be dealt with by first performing an isotopy, then using a band sum move across a short band parallel to the plane of projection. Indeed, by Theorem 3, the band may be assumed to run from a point just prior to the root of the component being slid to a point just after the root (with respect to orientations).

We thus wish to determine the effect on the rational span of the second-order kanji of the following transformations: P , which reindexes the components by swapping the first and second; Q , which reindexes the components by cyclically permuting them via $(1\ 2\ \dots\ n)$; O , which reverses the orientation on the first component; and U , which slides the second component over the first with parallel orientation, along a band of the sort described in the previous paragraph.

The choice of these letters is not arbitrary: they are the letters used by Nielsen [12] for generators of the automorphism group of the free group on n generators, whose quotient by the relation $(OU)^2 = E$ is $GL(n; \mathbb{Z})$ (cf. Neumann [10], Neumann and Neumann [11], Magnus [9] and Coxeter and Moser [3]).

Indeed, the crucial result in seeing in what sense Y gives an invariant of smooth structure is to show:

Theorem 10 The action of $P; Q; O$; and U on the span of the second-order kanji generates a representation of $GL(n; \mathbb{Z})$. Projection of this action onto the linear span of the symmetric and disconnected kanji gives the tensor square of the usual right action of $GL(n; \mathbb{Z})$ on linking matrices by $(L; A) \mapsto A^T L A$.

proof:

The action of P and Q on the span of the kanji is induced by the action of the corresponding permutation on the components, or, equivalently on the indices in our notation for the kanji, once we observe that the antisymmetry properties of the trivalent vertex imply that permuting the indices of a kanji of the form a_{ijk} has the same effect as multiplying the kanji with unpermuted indices by the sign of the permutation (e.g. $a_{213} = -a_{123}$).

O acts by negating all kanji which have an odd number of dotted edges incident with the first solid loop, that is, those of the form $s_1^1; s_1^1; a_{1i}; a_{1ij}; p_{1i}; s_{i1}; s_{i1j}$ and $p_{1i}; jk$.

The action of U is given by replacing each kanji with the sum of the kanji formed by replacing each subset of chord ends on the first component with chord

ends at the corresponding points of the second component, while leaving the rest of the kanji unchanged.

Since this process can change the \type" of the kanji involved, and in some cases requires the kanji obtained to be symmetrized and antisymmetrized, we describe it more explicitly: Unites all kanji with no 1's among their indices, and maps those with one or more 1's as follows:

$$\begin{aligned}
s_1 &\mapsto s_1 + 4(s_2^1 + s_{12} + s_1^2) + 2(p_{1,2} + a_{12}) + s_2 \\
a_1 &\mapsto a_1 + 2a_{12} + a_2 \\
s_1^1 &\mapsto s_2^1 + p_{1,2i} + p_{2,1i} + 2(s_{2,1i} + s_{1,2i}) + s_1^2 \\
a_{1i} &\mapsto a_{1i} + a_{2i} \\
s_1^i &\mapsto s_1^i + s_2^i \\
s_{1i} &\mapsto s_{1i} + 2s_{i,12} + s_{2i} \\
p_{1,i} &\mapsto p_{1,i} + 2p_{i,12} + p_{2,i} \\
s_{1,ij} &\mapsto s_{1,ij} + p_{1i,2j} + p_{1j,2i} + s_{2,ij} \\
a_{1ij} &\mapsto a_{1ij} + a_{2ij} \\
s_{i,1j} &\mapsto s_{i,1j} + s_{i,2j} \\
p_{1,ij} &\mapsto p_{1,ij} + 2p_{12,ij} + p_{2,ij} \\
p_{i,1j} &\mapsto p_{i,1j} + p_{i,2j} \\
p_{1i,jk} &\mapsto p_{1i,jk} + p_{2i,jk} \\
s_2^1 &\mapsto s_2^1 + 2s_{12} + 3s_1^2 + s_2 + p_{1,2} + a_{12} \\
s_1^2 &\mapsto s_1^2 + s_2 \\
a_{12} &\mapsto a_{12} + a_2 \\
s_{12} &\mapsto s_{12} + 2s_1^2 + s_2 \\
p_{1,2} &\mapsto p_{1,2} + 2(s_1^2 + a_{12}) + s_2 + a_2 \\
p_{1,2i} &\mapsto p_{1,2i} + 2(s_{2,1i} + a_{21i}) + s_1^2 + a_{2i} \\
p_{2,1i} &\mapsto p_{2,1i} + s_1^2 + a_{2i} \\
p_{i,12} &\mapsto p_{i,12} + p_{2,i} \\
p_{12,ij} &\mapsto p_{12,ij} + p_{2,ij} \\
p_{1i,2j} &\mapsto p_{1i,2j} + s_{2,ij} + a_{2ij} \\
s_{1,2i} &\mapsto s_{1,2i} + p_{2,1i} + s_{2,1i} + s_1^2 + a_{21i} \\
s_{i,12} &\mapsto s_{i,12} + s_{2i} \\
s_{2,1i} &\mapsto s_{2,1i} + s_1^2 \\
a_{12i} &\mapsto a_{12i} + a_{2i} \\
a_{1i2} &\mapsto a_{1i2} + a_{2i}
\end{aligned}$$

Here, the indices i, j ; and k may be anything except 1 or 2.

It is worth commenting on a few of these effects. At first glance, the last two seem to contradict the antisymmetry properties of the trivalent vertex. This is

not, however, the case, since one of the trivalent vertices in the instances of a_{2i} is twisted from the one relation to the other, so the expected negative sign is cancelled.

The relations in which antisymmetric kanji arise from handle slides over symmetric or disconnected kanji are, likewise, worthy of additional attention. In each case, some replacement of chord-ends on 1 with chord-ends on 2 results in parallel edges that need to be symmetrized and antisymmetrized.

The proof now proceeds by verifying the relations satisfied by the corresponding elements of $GL(n; \mathbb{Z})$. We enumerate the simplified version of Nielsen's [2] due to Neumann and Neumann [10, 11] for $Aut(F_n)$ as set forth in Coxeter and Moser [3], a)–q), listing last the additional relation, r), holding in $GL(n; \mathbb{Z})$ (Magnus [9]):

- a) $P^2 = E$,
- b) $(QP)^{n-1} = Q^n$,
- c) $PQ^{-1}PQ^{-1} \dots (2 \text{ i } \frac{n}{2})$,
- d) $O^2 = E$,
- e) $OQ^{-1}PQ$,
- f) OQP ,
- g) $(PO)^4 = E$,
- h) $UQ^{-2}PQ^2 \dots (n > 3)$,
- i) $UQPQ^{-1}PQ$,
- j) $UQ^{-2}OQ^2$,
- k) $UQ^{-2}UQ^2$,
- l) $UOUO$,
- m) $UPQ^{-1}OUOQP$,
- n) $UPQ^{-1}PQPUPQ^{-1}PQP$,
- o) $(PQ^{-1}UQ)^2 = UQ^{-1}UQU^{-1}$,
- p) $U^{-1}PUPOUOPO = E$,
- q) $(POPU)^2 = E$,
- r) $(OU)^2 = E$

As Coxeter and Moser [3] note, q) is redundant, as it follows from a), d) and p). Also observe that l) follows from r).

Now a), b) and c) hold since these are the relations defining the presentation of the permutation group as generated by $(1\ 2)$ and $(1\ 2\ \dots\ n)$, and P and Q act by permuting indices. Relation d) holds trivially. Relations e) and f) are clear since plainly O commutes with the action of any permutation of indices that fixes 1.

For g), observe that PO toggles 1 and 2 indices, then negates all kanji with an odd number of dotted edges ending on (the new) 1. Its square thus has the effect of negating all kanji with an odd number of dotted edges ending on 1 or 2 (collectively), and thus the fourth power is the identity.

Relation h) (resp. i, j), k)) holds, because replicating kanji with dotted edges ending on 1 with the ends moved to 2 plainly commutes with permuting the components by $(3\ 4)$ (resp., permuting the components by $(3\ \dots\ n)$, negating kanji with an odd number of chord ends on 3, replicating kanji with dotted edges ending on 3 with the ends moved to 4).

Relation l) follows from r) which follows from the fact that a parallel handle slide of 2 over 1 immediately followed by an antiparallel handle slide of 2 over 1 undoes returns the link to its original position. But in terms of the generator, to do an antiparallel handle slide of 2 over 1 is given by $O U O$: reverse orientation of 1, do a parallel handle slide, the reverse the orientation on 1 again; (cf. Lee, Murakami, and Ohtsuki [7] for the behavior on chord diagrams).

In the presence of r), m) reduces to $U P Q^{-1} U Q P$. Now $P Q^{-1} U Q P$ acts by replicating kanji with dotted edges on 1 with the ends moved to 3. Plainly, this commutes with the same process moving the ends to 2, as both give the result of replicating all dotted edges ending on 1 with them fixed or moved to 2 or 3 in all possible ways.

Similarly the long product of generators in n) acts by replicating all kanji with dotted edges ending on 3 with them fixed or moved to 2. This plainly commutes with U , which does the same for dotted edges ending on 1.

For o) it is convenient to write the equation with the generators associated into conjugates of U and U^{-1} :

$$(P Q^{-1} U Q P) (Q^{-1} U Q) = U (Q^{-1} U Q) U^{-1}$$

From this it is readily seen that the left hand side represents a parallel slide of 3 over 1 followed by a parallel slide of 3 over 2, or in terms of the effect on kanji, replication of all kanji with dotted ends on 1 with those ends fixed or moved to 3, followed by replication of kanji with dotted ends on 2 with those ends fixed or moved to 3.

The right hand side, represents a parallel slide of 2 over 1, followed by a parallel slide of 3 over (the modified) 2, followed by an antiparallel slide of 2 over 1. In terms of the effect on kanji, we replicate those with dotted ends on 1 with those ends fixed or moved to 2, then replicate those with dotted ends on 2 with the ends fixed or moved to 3, and finally undo the replication of dotted ends on 1. Note that at the second stage, the new 3 ends are those which had

been on the original 1 and the original 2. This is plainly seen to have the same net effect as the left hand side.

The equation $p)$ is the most difficult to establish because there is no equivalent relation that admits an obvious (to the author) interpretation as in previous cases.

Now, in the presence of $r)$, $p)$ is equivalent to

$$PUP = UOPU$$

The left hand side represents a slide of 1 over 2, while the right hand side has no obvious overall interpretation.

We give the calculation schematically:

Observe that U (resp., PUP , O , P) may be implemented by an iteration, indexed by the ends of dotted edges lying on solid loops, of the process of duplicating the kanji with the dotted edge-ended and moved from 1 to 2, if it ended on 1 (resp., duplicating the kanji with the dotted edge-ended and moved from 2 to 1, if it ended on 2; negating the kanji if the dotted edge ends on 1; moving the dotted edge-end to 2, if the dotted edge ends on 1 and vice-versa).

Since applications of these operations to different dotted edge-ends plainly commute, it suffices to see that they have the same effect at each dotted edge ending on 1 or 2.

Let i denote a kanji with an edge end on $i = 1, 2$, and let j denote the kanji obtained by moving the edge end to j .

We then have

$$\begin{array}{l} \begin{array}{l} 1 \quad \text{?} \quad 1 \\ 1 \quad \text{?} \quad 1 + 2 \quad \text{?} \quad 1 + 2 \quad \text{?} \quad 2 + 1 \quad \text{?} \quad 2 + 1 + 2 \end{array} \\ \\ \begin{array}{l} 2 \quad \text{?} \quad 2 + 1 \\ 2 \quad \text{?} \quad 2 \quad \text{?} \quad 2 \quad \text{?} \quad 1 \quad \text{?} \quad 1 + 2 \end{array} \end{array}$$

where for each from the first map is the action of PUP , and the second (sequence) is the action of $UOPU$.

We have thus established the first statement.

For the second statement, it is easy to check that the actions of P , Q , O , and U , on the kanji as described above descend to the action of the tensor square of the corresponding matrix on the matrix obtained by allocation.

For example, U maps s_2^1 to

$$s_2^1 + 2s_{12} + 3s_1^2 + s_2 + p_{1,2} + a_{12}$$

In the case where 1 and 2 are the only components, allocation represents s_2^1 as

$$S_2^1 = \frac{1}{2} \begin{matrix} & \begin{matrix} 2 & & & & 3 \end{matrix} \\ \begin{matrix} 6 \\ 6 \\ 4 \end{matrix} & \begin{matrix} 0 & 1 & 1 & 0 \\ 1 & 0 & 0 & 0 \\ 1 & 0 & 0 & 0 \end{matrix} \\ & \begin{matrix} 7 \\ 7 \\ 5 \end{matrix} \\ 0 & 0 & 0 & 0 \end{matrix}$$

where this should be seen as have a 2×2 block structure with 2×2 blocks. For cases with more components, the blocks have additional rows and columns of zeros, and there are additional rows and columns of identically zero blocks.

The generator U of $GL(n; \mathbb{Z})$, is of course, $I + E_{1,2}$. Calculating $(U^{-2})^T S_2^1 U^{-2}$ gives

$$\frac{1}{2} \begin{matrix} & \begin{matrix} 2 & & & & 3 \end{matrix} \\ \begin{matrix} 6 \\ 6 \\ 4 \end{matrix} & \begin{matrix} 0 & 1 & 1 & 2 \\ 1 & 2 & 2 & 3 \\ 1 & 2 & 2 & 3 \end{matrix} \\ & \begin{matrix} 7 \\ 7 \\ 5 \end{matrix} \\ 2 & 3 & 3 & 4 \end{matrix}$$

in the case of two components. In other cases it yields a matrix with the same non-zero entries, but with the blocks having additional rows and columns of zeros, and additional rows and columns of identically zero blocks.

Looking at the indices of the entries, this is easily seen to be the result of allocating $U(S_2^1)$ (recall that antisymmetric kanji are not allocated to form L^{-2}).

Of course, we will not be using all of $GL(n; \mathbb{Z})$, except in the case of Kirby calculus presentations with no 1-handles. Instead we will need the subgroup in which the ij entry is zero whenever i is a 2-handle and j is a 1-handle (or rather the attaching curve for the "departed 2-handle"). For a particular Kirby presentation, K , we denote this subgroups G_K .

By convention, we will always number our components so that the attaching curves for 2-handles are listed before the attaching curves of "ghosts of departed 2-handles". In terms of our generators, this subgroup is plainly generated by O^S , where S is any product of P 's Q 's and their inverses, U^S , where S is as before, but now restricted to those products which, if they map 1 to a 1-handle also map 2 to a 1-handle, and those products of P 's Q 's and their inverses which permute the 2-handles among themselves and the 1-handles among themselves.

We now must consider in what sense the linking matrix of the Kirby presentation is an invariant of the presented 4-manifold. As discussed above it gives a description of the intersection form $H_2(M; \mathbb{Z}) \rightarrow H_2(M; \mathbb{Z}) \rightarrow \mathbb{Z}$. Even in the case where there are no 1-handles, though, the matrix L depends on a choice of generators for $H_2(M; \mathbb{Z})$, being related to other such matrices by $L \mapsto A^T L A$, where $A \in GL(n; \mathbb{Z})$ is the change of basis matrix.

It is thus correct, if a bit odd-seeming from the previous development of the subject, to regard the orbit of the matrix representing the intersection form under the action of $GL(n; \mathbb{Z})$ by $(A; L) \mapsto A^T L A$ to be the invariant.

We are now in a position to state our main result:

Theorem 11 If the linking matrix L of a Kirby presentation represents the intersection form of the presented smooth 4-manifold, and moreover is unimodular, then the orbit of the pair $(L^{-2}; Y)$ under the action of $GL(n; \mathbb{Z})$ of Theorem 10 is an invariant of the smooth 4-manifold. Moreover, there exist homomorphisms, but not diffeomorphic pairs, distinguished by this invariant.

Before beginning the proof, recall that the intersection forms of closed 4-manifolds and 4-manifolds with homology sphere boundary are unimodular [5].

proof: We will establish the second statement below by calculating the invariant for the pairs of Gompf nuclei (cf. Gompf and Stipsicz [5] p. 320), below.

Now, observe that the action has the form

$$(L^{-2}; Y) \cdot A = (A^{-2})^T L^{-2} A^{-2}; Y_{L, A})$$

since the vector of coefficients for the antisymmetric kanji depends on both A and all the coefficients of kanji.

The orbit is invariant under ambient isotopy of the link and handle-slides by construction. It thus remains to examine its behavior under the addition of trivial 1-2 and 2-3 pairs, isotopies and handle-slides on the larger presentation, and removal of trivial pairs to again give a presentation of the intersection form.

Now, if $(L_1^{-2}; Y_1)$ and $(L_2^{-2}; Y_2)$ lie in the same orbit, plainly there is an $A \in GL(n; \mathbb{Z})$ such that $L_2 = A^T L_1 A$. If we choose any such A , it will not necessarily be the case that $(L_2^{-2}; Y_{1L, A}) = (L_2^{-2}; Y_2)$, rather Y_2 and $Y_{1L, A}$ must lie in the same orbit of the stabilizer of L , classically called the group of automorphisms of L . We denote this group by A_L .

Similarly if $(L_1^{-2}; Y_1)$ and $(L_2^{-2}; Y_2)$ are equivalent under the addition of cancelling handle pairs, ambient isotopies, handle-slides and reindexing components, followed by removal of cancelling pairs, there must be an $A \in G_K$ such that the larger extended linking matrices \tilde{L}_1 and \tilde{L}_2 satisfy $\tilde{L}_2 = A^T \tilde{L}_1 A$.

Again, the image of $(\tilde{L}_1^{-2}; Y_1)$ under the action of A need not be $(\tilde{L}_2^{-2}; Y_2)$, rather they will lie in the same orbit of group of restricted automorphisms

$$\tilde{A}_K = A_L \setminus G_K :$$

(Here Y_i denotes the enlarged vector of coefficients of antisymmetric kanji obtained from Y_i).

Modulo our subsequent calculation of the values on the Gompf nuclei, the theorem then follows from two lemmas:

Lemma 12 If K is a Kirby presentation of a 4-manifold whose linking matrix L represents the intersection form of the presented 4-manifold, and \tilde{L} is the extended linking matrix of a Kirby presentation obtained by adjoining cancelling 1-2 and 2-3 pairs, \tilde{L} admits a block structure corresponding to the distinction between old 2-handles, 2-handles added as parts of cancelling 2-3 pairs, 2-handles added as parts of cancelling 1-2 pairs, and the "ghosts of departed 2-handles" representing 1-handles, of the form

$$\begin{array}{ccccc} & & 2 & & 3 \\ & & L & 0 & 0 & 0 \\ \begin{array}{c} 6 \\ 6 \\ 4 \end{array} & & 0 & 0 & 0 & 0 \\ & & 0 & 0 & 0 & 5 \\ & & 0 & 0 & & 0 \end{array}$$

where the entries indicate blocks and \mathbb{I} is a square matrix which is identically 0 except for 1's on all entries of the main anti-diagonal.

Moreover, any restricted automorph of \tilde{L} is of the form

$$\begin{array}{ccccc} & & 2 & & 3 \\ & & A & 0 & C & 0 \\ \begin{array}{c} 6 \\ 6 \\ 4 \end{array} & & D & E & F & 0 \\ & & 0 & 0 & J & 0 \\ & & K & 0 & M & ({}^1J)^T \end{array}$$

where A is an automorph of L , and the block in $A^T \tilde{L} A$ corresponding to the original 2-handles depends only on A and L , and $A^T L C + K^T J = 0$ and $C^T L C + M^T J + J^T J = 0$.

Proof:

Now certainly any restricted automorph is of the form

$$\tilde{A} = \begin{array}{ccccc} & & 2 & & 3 \\ & & A & B & C & 0 \\ \begin{array}{c} 6 \\ 6 \\ 4 \end{array} & & D & E & F & 0 \\ & & G & H & J & 0 \\ & & K & & M & N \end{array}$$

Calculating $\tilde{A}^T \tilde{L} \tilde{A}$ gives

$$\begin{array}{ccccccc} \begin{array}{c} A^T L A + K^T G + G^T K \\ B^T L A + {}^T G + H^T K \\ C^T L A + M^T G + J^T K \\ N^T G \end{array} & \begin{array}{c} A^T L B + K^T H + G^T L \\ B^T L B + {}^T H + H^T L \\ C^T L B + M^T H + J^T L \\ N^T H \end{array} & \begin{array}{c} A^T L C + K^T J + G^T M \\ B^T L C + {}^T J + H^T M \\ C^T L C + M^T J + J^T M \\ N^T J \end{array} & \begin{array}{c} G^T N \\ H^T N \\ J^T N \\ 0 \end{array} & \# \\ \hline \end{array}$$

Setting this equal to \tilde{L} , and observing that \mathbb{I} is invertible, and noting that since \tilde{A} is invertible, so is N , we immediately obtain the requirements that G and H be zero, by considering the entries in the last row or last column of block.

Equating the non-zero off-diagonal 's with their corresponding blocks give the requirement that $N = ({}^1J)^T$.

Removing the terms annihilated by setting G and H to zero shows that A must be an automorph of L , and that the top left block in the image depends only on A and L .

Likewise, considering the second block in the first column after this simplification shows that $B^T = 0$, once it is recalled that both L and A are invertible.

And finally, annihilating all terms with factors of B or B^T , and considering the second block in the third column, we see that the invertibility of \mathbb{I} and J imply that \mathbb{I} is 0.

After these reductions the remaining equations are immediate.

The second lemma considers the action of matrices of this particular form on $(L^{-2}; Y)$.

Proof: First observe that \tilde{A} adm its a factorization of the form

2	I	0	0	0	3	I	0	C	J	1	0	A	0	0	0	3
6	D	A	1	I	0	0	0	I	X	0	0	7	E	0	0	7
4	0	0	0	I	0	5	4	0	I	0	5	4	0	0	J	0
	K	A	1	0	Y	I		0	0	0	I		0	0	0	N

It therefore suffices to show that no matrix of the form α of any of the three factors changes the entries of Y in a way that depends on something more than Y , L and A . The block diagonal factor m modifies Y by the action of A , while the other blocks only change entries of Y whose indices include handles from the cancelling pairs.

These subgroups are generated by those conjugates of U by permutation matrices whose non-zero off-diagonal entry lies in the possibly non-zero blocks.

Now, U modifies coefficients of kanji only when their indices include the index of the handle being slid over the other handle, and thus the only thing we need to consider is the effect on entries of Y of handle slides of old 2-handles over 2-handles coming from cancelling 2-3 pairs, and of old 2-handles over 1-handles.

Now, consider which kanji with a given 1-handle i (linked to the 2-handle j) among their indices could occur with non-zero coefficient in the universal small invariant of a Kirby presentation: s_{ij} and a_{ij} certainly occur with non-zero coefficients, while we may have non-zero coefficients for $p_{m,ij}$ for any index m among the old 2-handles, and for $p_{ijk,l}$ where k and l are either both among the old 2-handles or are the indices of a different cancelling 1-2 pair.

27

it suffices to assume that $i = 1$ and to consider the cases where $2 \notin m; k; l$, $m = 2$ and $k = 2$.

In all cases, sliding 2 over 1 maps s_{1j} to a linear combination of symmetric kanji, while mapping a_{1j} to $a_{1j} + a_{2j}$. Both summands involve the index j of the 2-handle in the cancelling 1-2 pair, and thus Y is unchanged.

In the case where 2 is not among the indices on the disconnected kanji, they are mapped to a linear combination of disconnected kanji, and thus Y is again unchanged.

In the case where $m = 2$, $p_{2;1j}$ is mapped to $p_{2;1j} + s_j^2 + a_{2j}$, so the only entry of Y changed involves the index of the 2-handle from the cancelling 1-2 pair, and here, too, Y is unchanged.

Finally, in the case where $k = 2$, $p_{1j;2l}$ is mapped to $p_{1j;2l} + s_{2;l} + a_{2j}$. Again, the only antisymmetric kanji in the image is not in Y , and we are done.

6 Calculation for the Gompf-Nuclei

For any odd $n \geq 3$, the two framed links shown in Figure 6 are known on the basis of their linking form and a 3-D Kirby calculus computation to describe the same topological 4-manifold with homology sphere boundary. But by Donaldson theory, it can be shown that they present non-diffeomorphic smooth 4-manifolds (cf. [5]).

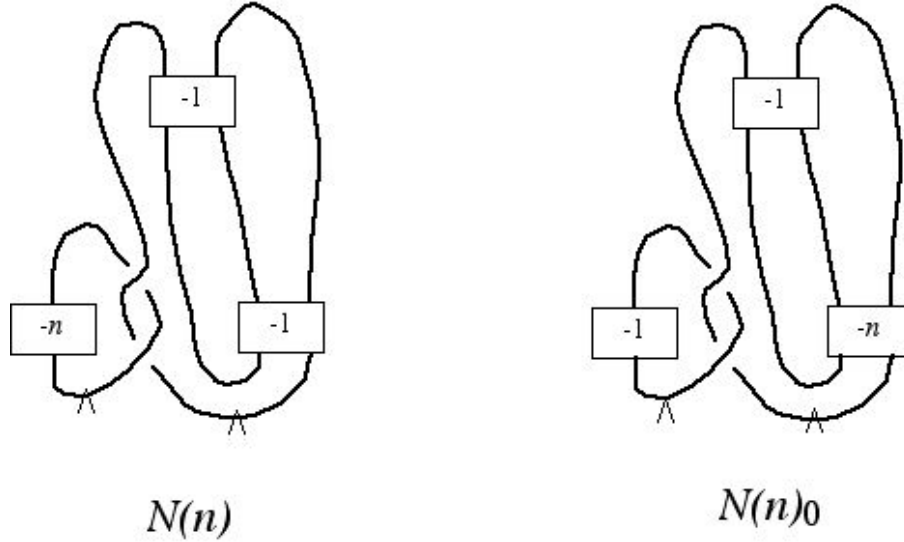


Figure 6

In this section, we calculate $(L^{-2}; Y)$ for these pairs of smooth 4-manifolds, and show that the orbits distinguish $N(n)$ from $N(n)_0$ for all $n \geq 3$.

Our task will be simplified by the following:

Lemma 14 Suppose L is a framed link given in blackboard framing, that the crossings of L not occurring in framing twists can be partitioned into pairs with each pair forming a clasp, and the global minima of components do not occur in the curls of framing twists. If the universal small second order invariant of L is evaluated by placing roots on the global minima and evaluating all framing twists as in Figure 1, then the contributions of local (non-global) minima and associators (excluding those implicitly used in evaluating the framing curls) all cancel.

proof: The contributions of crossings can be cancelled by reversing one crossing in each clasp. The result is the universal small invariant for a (possibly non-trivially) framed unknot with the same number of components. Subtracting the terms of all the framing twists from this then gives the universal small invariant for the zero framed unlink. But this is simply the unique order-zero kanji on the given number of components. Plainly, the associators and minima have cancelled here. Thus, they also cancel in the evaluation of the original link.

Note that the presentations of $N(n)$ and $N(n)_0$ satisfy the hypotheses of Lemma 14, so we can evaluate their universal small invariants as follow:

Place a root at the minimum on each component, and evaluate the clasps and curls as in Figure 1. Let z denote the unique zero order kanji, c_i the kanji with a bead on component i , c_{ij} the kanji with a single chord joining i and j , h_i, h_{ij}, h_j^i and x_i the order 2 kanji with parallel chords both running from i to i , parallel chords running from i to j , a bead on i and a chord from i to j , and crossed chord running from i to i , respectively.

Expanding the evaluation gives

$$z = nc_1 + 2c_{12} + \frac{n^2}{2}h_1 + 2h_{12} = 2nh_2^1 + 4x_2 = 4h_2$$

for $N(n)$, and

$$z = c_1 + 2c_{12} + \frac{1}{2}h_1 + 2h_{12} = 2h_2^1 + 4nx_2 = 4nh_2$$

for $N(n)_0$.

Symmetrizing and antisymmetrizing the second order terms gives

$$\frac{n^2}{2}s_1 + \frac{n^2}{2}a_1 + 2s_{12} + (2 - 2n)a_{12} = 2ns_2^1 = 8a_2$$

for $N(n)$, and

$$\frac{1}{2}s_1 + \frac{1}{2}a_1 + 2s_{12} = 2s_2^1 = 8na_2$$

for $N(n)_0$.

By allocation we find

$$(L^{-2}; Y)(N(n)) = \begin{pmatrix} 0 & 2 \\ B & 6 \\ B & 6 \\ @ & 4 \end{pmatrix} \begin{pmatrix} n^2 & n & n & 1 \\ n & 0 & 1 & 0 \\ n & 1 & 0 & 0 \\ 1 & 0 & 0 & 0 \end{pmatrix} \begin{pmatrix} 3 & 2 \\ 7 & 4 \\ 7 & 4 \\ 5 & 2 \end{pmatrix} \begin{pmatrix} \frac{n^2}{2} & 3 \\ 8 & 5 \\ 8 & 5 \\ 2 & 2n \end{pmatrix} \begin{pmatrix} 1 \\ C \\ C \\ A \end{pmatrix}$$

and

$$(L^{-2}; Y)(N(n)_0) = \begin{pmatrix} 0 & 2 \\ B & 6 \\ B & 6 \\ @ & 4 \end{pmatrix} \begin{pmatrix} 1 & 1 & 1 & 1 \\ 1 & 0 & 1 & 0 \\ 1 & 1 & 0 & 0 \\ 1 & 0 & 0 & 0 \end{pmatrix} \begin{pmatrix} 3 & 2 \\ 7 & 4 \\ 7 & 4 \\ 5 & 2 \end{pmatrix} \begin{pmatrix} \frac{1}{2} & 3 \\ 8n & 5 \\ 8n & 5 \\ 0 & 0 \end{pmatrix} \begin{pmatrix} 1 \\ C \\ C \\ A \end{pmatrix}$$

(These, of course agree with the linking matrices which can be read off of the original diagrams or the first order kanji.)

Now, performing a parallel handle-slide of the first component over the second $\frac{n-1}{2}$ times on $N(n)$ will give a presentation with the same linking form as that of $N(n)_0$, second order terms for the universal small invariant

$$\frac{1}{2}s_1 + \left(\frac{n^2}{2} + (n-1)^2\right)a_1 + 2s_{12} + (2-2n)a_{12} - 2s_2^1 - 8a_2$$

Allocation gives

$$(L^{-2}; Y)(N(n)) = \begin{pmatrix} 0 & 2 \\ B & 6 \\ B & 6 \\ @ & 4 \end{pmatrix} \begin{pmatrix} 1 & 1 & 1 & 1 \\ 1 & 0 & 1 & 0 \\ 1 & 1 & 0 & 0 \\ 1 & 0 & 0 & 0 \end{pmatrix} \begin{pmatrix} 3 & 2 \\ 7 & 4 \\ 7 & 4 \\ 5 & 2 \end{pmatrix} \begin{pmatrix} \frac{n^2}{2} + (n-1)^2 & 3 \\ 8 & 5 \\ 8 & 5 \\ 2 & 2n \end{pmatrix} \begin{pmatrix} 1 \\ C \\ C \\ A \end{pmatrix}$$

Finally, we will diagonalize L in both cases by performing a handle slide of the second component over the first, giving as second order terms

$$\frac{1}{2}s_1 - p_{1,2} + (3n^2 - 4n + 1)a_{12} + \frac{1}{2}s_2 + \left(\frac{n^2}{2} + (n-1)^2\right)a_1 + \left(\frac{n^2}{2} + (n-1)^2 - 6 - 2n\right)a_2$$

for $N(n)$, and

$$\frac{1}{2}s_1 - p_{1,2} + \frac{1}{2}s_2 + \frac{1}{2}a_1 + \left(\frac{1}{2} - 8n\right)a_2$$

for $N(n)_0$.

Allocation gives

$$(L^{-2}; Y)(N(n)) = \begin{pmatrix} 0 & 2 \\ B & 6 \\ B & 6 \\ @ & 4 \end{pmatrix} \begin{pmatrix} 1 & 0 & 0 & 0 \\ 0 & 1 & 0 & 0 \\ 0 & 0 & 1 & 0 \\ 0 & 0 & 0 & 1 \end{pmatrix} \begin{pmatrix} 3 & 2 \\ 7 & 4 \\ 7 & 4 \\ 5 & 2 \end{pmatrix} \begin{pmatrix} \frac{3}{2}n^2 & 2n+1 \\ \frac{3}{2}n^2 & 4n+5 \\ \frac{3}{2}n^2 & 4n+1 \\ 3n^2 & 4n+1 \end{pmatrix} \begin{pmatrix} 1 \\ C \\ C \\ A \end{pmatrix}$$

and

$$(\mathbb{L}^2; Y)(N(n)_0) = \begin{pmatrix} 0 & 2 & 1 & 0 & 0 & 0 \\ 6 & 0 & 1 & 0 & 0 & 7 \\ 6 & 0 & 0 & 1 & 0 & 7 \\ 4 & 0 & 0 & 0 & 1 & 5 \\ 0 & 0 & 0 & 0 & 0 & 1 \end{pmatrix};$$

The linking matrix, representing the intersection form, in each case is

$$\begin{pmatrix} 1 & 0 \\ 0 & 1 \end{pmatrix}$$

We find its group of automorphs by solving

$$\begin{pmatrix} a & c \\ b & d \end{pmatrix} \begin{pmatrix} 1 & 0 \\ 0 & 1 \end{pmatrix} = \begin{pmatrix} a & b \\ c & d \end{pmatrix} = \begin{pmatrix} 1 & 0 \\ 0 & 1 \end{pmatrix};$$

which reduces to the equations

$$\begin{aligned} c^2 - a^2 &= 1 \\ cd - ab &= 0 \\ d^2 - b^2 &= 1 \end{aligned}$$

The only integer solutions are $a = \pm 1, d = \pm 1, b = c = 0$.

Thus A_L is the Klein 4-group generated by O and POP . Elements of the group act on $(\mathbb{L}^2; Y)$ either by fixing it or by negating the third (a_2) entry of Y .

This shows that the orbits under the group of automorphs of the pairs normalized to have the same L^2 are different, thus establishing that the orbits of the action of $GL(2; \mathbb{Z})$ are different, and showing that the invariant distinguishes the pairs of smooth structures.

7 Blowing up points

In the present work, we will not consider in detail the effects of blowing up points on the invariant. However, the mechanism by which the modification of $(\mathbb{L}^2; Y)$ induced by blowing up points will reflect the smooth structures becoming diffeomorphic after suitable blow-ups is clear:

Blowing up points modifies $(\mathbb{L}^2; Y)$ by replacing L with a matrix with block structure

$$\begin{pmatrix} 2 & & & & 3 \\ & L & 0 & 0 & \\ 4 & 0 & I & 0 & 5 \\ & 0 & 0 & I & \end{pmatrix};$$

and enlarges Y with all new entries being zero, except $a_i = \frac{1}{2}$ where i is a new component.

Indefinite quadratic forms of large rank have large groups of automorphs, and contrary to the calculations for the addition of cancelling pairs, the new non-zero entries in Y will modify entries of the original Y when handles are slid over their support, in ways not possible for automorphs of the original L .

Of course, our results show that when the blow-ups make the two manifolds diffeomorphic, the invariant will coincide. It is, however, conceivable that blowing up fewer points, or blowing up points in the wrong sense, may make the invariants coincide even when the manifolds are still non-diffeomorphic.

8 Prospects

Obviously, a great deal of work remains: the invariant is easy to compute. We therefore should be able to write programs to search through low-crossing number Kirby presentations for interesting pairs of homomorphic but non-diffeomorphic 4-manifolds.

Calculation for the Gompf nucleus with points blown up should be completed to determine whether the invariant loses smooth information before the manifolds become diffeomorphic. The most hopeful conjecture would be that it does not. But it is also conceivable at this writing that the invariant loses all smooth information once $b_2 \geq 3$.

Having seen that the second order small invariants give us invariants of smooth structure, we should extend the construction to higher orders. This would be particularly important if the invariant contained herein does lose smooth information when $b_2 \geq 3$, in which case we would conjecture that the order of small invariant required to distinguish smooth structures on a manifold equals b_2 .

Preliminary calculations suggest that at all orders the "fully symmetrized" kanji (those in which all instances of multiple dotted edges ending on a component have been symmetrized, and in which there are no trivalent vertices) describe a tensor power of the linking matrix by allocation (and indeed can be regarded as a sort of exponential generating function for its entries, since at order n one must multiply their coefficients by $n!$ before dividing by the number of ordered families of ordered pairs corresponding to the kanji to get the matrix entries).

The "extra" data for the higher-order versions of the invariant described herein, is, of course, more complicated. It will require the completion of the fully symmetrized kanji to a basis, which will include kanji with both trivalent vertices and symmetrizers, and disconnected with trivalent vertices.

References

- [1] Dror Bar-Natan. Non-associative tangles. In W. H. Kazez, editor, *Geometric Topology*, pages 139{183. American Mathematical Society. (proceedings of the Georgia International Topology Conference).
- [2] Dror Bar-Natan. On the vassiliev knot invariants. *Topology*, 34(2):423{472, 1995.
- [3] H. S. M. Coxeter and W. O. J. Moser. *Generators and Relations for Discrete Groups*. Springer-Verlag, Berlin, 1980. *Ergebnisse der Mathematik und ihrer Grenzgebiete* 14.
- [4] M. H. Freedman and F. Quinn. *Topology of 4-Manifolds*. Princeton Univ. Press, Princeton, NJ, 1990.
- [5] Robert Gompf and András Stipsicz. *4-Manifolds and Kirby Calculus*. American Mathematical Society, Providence, RI, 1999. *Graduate Studies in Mathematics*, vol. 20.
- [6] Kazuo Habiro. Bottom tangles and universal invariants. e-print, abstract at <http://xxx.lanl.gov/abs/math.GT/0505219>, 2005.
- [7] J.-Le, T. Q. T.; Murakami and T. Ohtsuki. On a universal quantum invariant of 3-manifolds. *Topology*, 37(3):539{574, 1998.
- [8] T. Q. T. Le and J. Murakami. The universal vassiliev-kontsevich invariant for framed oriented links. *Compositio Math.*, 102:41{64, 1996.
- [9] W. Magnus. Über n -dimensionale gittertransformationen. *Acta Mathematica*, 64:355{367, 1935.
- [10] B. H. Neumann. Die automorphismengruppe der freien gruppe. *Mathematische Annalen*, 107:367{386, 1932.
- [11] B. H. Neumann and H. Neumann. Zweiklassen charakteristischer untergruppen und ihre faktorgruppen. *Math. Nachr.*, 4:106{125, 1951.
- [12] J. Nielsen. Die isomorphismengruppen der freien gruppen. *Mathematische Annalen*, 91:169{209, 1924.
- [13] Kurt Reidemeister. *Knotentheorie*. (German) [Knot Theory], volume 1 of *Ergebnisse der Mathematik und ihrer Grenzgebiete*. Springer, Berlin, 1932. Reprint. Berlin-Heidelberg-New York, Springer-Verlag, 1974.
- [14] D. N. Yetter. *Functorial Knot Theory: Categories of Tangles, Coherence, Categorical Deformations, and Topological Invariants*. World Scientific, Singapore, 2001. *Series on Knots and Everything*, vol. 26.