

GEOMETRY OF THE MAPPING CLASS GROUPS I: BOUNDARY AMENABILITY

URSULA HAMENSTÄDT

ABSTRACT. We construct a geometric model for the mapping class group $\mathcal{M}(S)$ of a non-exceptional oriented surface S of genus g with m punctures and use it to show that the action of $\mathcal{M}(S)$ on the compact Hausdorff space of complete geodesic laminations for S is topologically amenable. As a consequence, the Novikov higher signature conjecture holds for every subgroup of $\mathcal{M}(S)$.

CONTENTS

1. Introduction	2
2. The complex of train tracks	4
3. Train tracks and the mapping class group	18
4. Splitting, Shifting and Carrying	20
5. Flat strips	32
6. Boundary amenability	38
7. A strong boundary for $\mathcal{M}(S)$	45
8. Super-rigidity of cocycles	48
References	55

Date: March 30, 2006.

AMS subject classification: 20M34

Research partially supported by Sonderforschungsbereich 611.

1. INTRODUCTION

A countable group Γ is called *boundary amenable* if it admits a *topologically amenable* action on a compact Hausdorff space X . This means that Γ acts on X as a group of homeomorphisms and that moreover the following holds. Let $\mathcal{P}(\Gamma)$ be the convex space of all probability measures on Γ ; note that $\mathcal{P}(\Gamma)$ can be viewed as a subset of the unit ball in the space $\ell^1(\Gamma)$ of summable functions on Γ and therefore it admits a natural norm $\|\cdot\|$. The group Γ acts on $(\mathcal{P}(\Gamma), \|\cdot\|)$ isometrically by left translation. We require that there is a sequence of weak*-continuous maps $\xi_n : X \rightarrow \mathcal{P}(\Gamma)$ with the property that $\|g\xi_n(x) - \xi_n(gx)\| \rightarrow 0$ ($n \rightarrow \infty$) uniformly on compact subsets of $\Gamma \times X$ (see [AR00] for more on amenable actions). By recent work of Higson [H00], for any countable group Γ which is boundary amenable and for every separable Γ - C^* -algebra A , the Baum-Connes assembly map

$$\mu : KK_*^\Gamma(\mathcal{E}\Gamma, A) \rightarrow KK(\mathbb{C}, C_r^*(\Gamma, A))$$

is split injective. As a consequence, the strong Novikov conjecture holds for Γ and hence the Novikov higher signature conjecture holds as well [BCH94, MV03].

Now let S be an oriented surface of finite type, i.e. S is a closed surface of genus $g \geq 0$ from which $m \geq 0$ points, so-called *punctures*, have been deleted. We assume that $3g - 3 + m \geq 2$, i.e. that S is not a sphere with at most 4 punctures or a torus with at most 1 puncture. We then call the surface S *non-exceptional*. The *mapping class group* $\mathcal{M}(S)$ of all isotopy classes of orientation preserving self-homeomorphisms of S is finitely presented, indeed it acts as a group of automorphisms on a contractible cell complex with finite cell stabilizers and compact quotient [Har86, Hat91]. We refer to the survey of Ivanov [I02] for a discussion of the basic properties of the mapping class group and for references.

Since the Euler characteristic of our surface S is negative, S admits a complete hyperbolic Riemannian metric of finite volume. A *geodesic lamination* for such a hyperbolic structure is a *compact* subset of S which is foliated into simple geodesics. Call a geodesic lamination λ *complete* if its complementary components are all ideal triangles or once punctured monogons and if moreover λ can be approximated in the *Hausdorff topology* by simple closed geodesics. The space \mathcal{CL} of complete geodesic laminations on S equipped with the Hausdorff topology is compact and metrizable (compare the discussion in Section 2 of this paper). Moreover, the mapping class group naturally acts on \mathcal{CL} as a group of homeomorphisms. We show.

Theorem 1: *The action of the mapping class group of a non-exceptional surface S of finite type on the space of complete geodesic laminations on S is topologically amenable.*

As a consequence, the mapping class groups are boundary amenable. Since boundary amenability is passed on to subgroups (see Chapter 5 of [AR00]), as explained above the following corollary is immediate from our theorem and the work of Higson [H00].

Corollary A: *The Novikov higher order signature conjecture holds for any subgroup of the mapping class group of a non-exceptional surface of finite type.*

The *curve graph* $\mathcal{C}(S)$ of the surface S is a locally infinite metric graph whose vertices are the free homotopy classes of essential simple closed curves on S (i.e. curves which are not freely homotopic into a puncture) and where two such vertices are connected by an edge if the corresponding curves can be realized disjointly. By an important result of Masur and Minsky [MM99], the curve graph is hyperbolic in the sense of Gromov. The mapping class group acts on $\mathcal{C}(S)$ as a group of isometries.

The Gromov hyperbolic space $\mathcal{C}(S)$ admits a *Gromov boundary* $\partial\mathcal{C}(S)$ which is a metrizable topological space; however, it is not locally compact. The action of the mapping class group $\mathcal{M}(S)$ on $\mathcal{C}(S)$ extends to an action on $\partial\mathcal{C}(S)$ by homeomorphisms. An action of a group on a topological space is called *universally amenable* if it is amenable with respect to every invariant Borel measure class. As an immediate corollary of our theorem we obtain the following result.

Corollary B: *The action of $\mathcal{M}(S)$ on $\partial\mathcal{C}(S)$ is universally amenable.*

Now let $n \geq 2$ and for $i \leq n$ let G_i be a locally compact second countable topological group. A subgroup Γ of the group $G = G_1 \times \cdots \times G_n$ is an *irreducible lattice* in G if the volume of G/Γ with respect to a Haar measure λ is finite and if moreover the projection of Γ to each factor is dense; we allow the groups G_i to be discrete. Let S be a standard Borel Γ -space and let μ be a Γ -invariant ergodic probability measure on S . The action of Γ on (S, μ) is called *mildly mixing* if there are no non-trivial recurrent sets, i.e. if for any measurable set $A \subset S$ and any sequence $\varphi_i \rightarrow \infty$ in Γ , one has $\mu(\varphi_i A \triangle A) \rightarrow 0$ only when $\mu(A) = 0$ or $\mu(S - A) = 0$. A $\mathcal{M}(S)$ -valued *cocycle* for this action is a measurable map $\alpha : \Gamma \times S \rightarrow \mathcal{M}(S)$ such that $\alpha(gh, x) = \alpha(g, hx)\alpha(h, x)$ for all $g, h \in \Gamma$ and μ -almost every $x \in S$. The cocycle α is *cohomologous* to a cocycle $\beta : \Gamma \times S \rightarrow \mathcal{M}(S)$ if there is a measurable map $\varphi : S \rightarrow \mathcal{M}(S)$ such that $\varphi(gx)\alpha(g, x) = \beta(g, x)\varphi(x)$ for all $g \in \Gamma$, μ -almost every $x \in S$. Recall that for every continuous homomorphism ρ of a topological group H into a topological group L the composition with ρ of an H -valued cocycle cocycle with values in L . We use the space of complete geodesic laminations on S to show.

Theorem 2: *Let $n \geq 2$, let $\Gamma < G_1 \times \cdots \times G_n$ be an irreducible lattice, let S be a mildly mixing Γ -space and let $\alpha : \Gamma \times S \rightarrow \mathcal{M}(S)$ be any cocycle. Then α is cohomologous to a cocycle α' with values in a subgroup $H = H_0 \times H_1$ of $\mathcal{M}(S)$ where H_0 is virtually abelian and where H_1 contains a finite normal subgroup K such that the projection of α' into H_1/K defines a continuous homomorphism $G \rightarrow H_1/K$.*

For the proof of our results, we construct in Section 2 for a non-exceptional surface S of genus $g \geq 0$ with $m \geq 0$ punctures a locally finite directed metric graph \mathcal{TT} whose vertices are the isotopy classes of generic maximal birecurrent *train tracks* on S , and we show that this graph is connected. In Section 3 we

observe that the mapping class group $\mathcal{M}(S)$ of S acts properly and cocompactly as a group of simplicial isometries on \mathcal{TT} and therefore \mathcal{TT} is quasi-isometric to $\mathcal{M}(S)$. Section 4 and Section 5 contain some technical results on the geometry of this graph. These results are used in Section 6 for the proof of Theorem 1. In Section 7 we then construct an explicit *strong boundary* for the mapping class group and derive Corollary B. The proof of Theorem 2 is contained in Section 8.

After we completed this work we obtained the preprint of Kida [Ki05] who shows with an inductive argument that the action of the mapping class group on its Stone Čech compactification is topologically amenable. By an observation of Higson and Roe [HR00], this is equivalent to boundary amenability for the mapping class groups. Kida also obtains Corollary B.

2. THE COMPLEX OF TRAIN TRACKS

In this section we define for a smooth oriented surface S of genus $g \geq 0$ with $m \geq 0$ punctures and where $3g - 3 + m \geq 2$ a locally finite directed graph whose vertices are the generic maximal birecurrent train tracks on S . We show that this graph is connected. Train tracks were invented by Thurston [T79] and provide a powerful tool for the investigation of surfaces and hyperbolic 3-manifolds. A detailed account on train tracks can be found in the book [PH92] of Penner with Harer which we use as our main reference. The recent unpublished manuscript [M03] of Mosher contains a discussion of train tracks from a somewhat different viewpoint, however it will not be used in this paper.

We begin with introducing some terminology and collecting some basic properties of train tracks and geodesic laminations needed in the sequel. A *train track* on S is an embedded 1-complex $\tau \subset S$ whose edges (called *branches*) are smooth arcs with well-defined tangent vectors at the endpoints. At any vertex (called a *switch*) the incident edges are mutually tangent. Through each switch there is a path of class C^1 which is embedded in τ and contains the switch in its interior. In particular, the branches which are incident on a fixed switch are divided into “incoming” and “outgoing” branches according to their inward pointing tangent at the switch. Each closed curve component of τ has a unique bivalent switch, and all other switches are at least trivalent. The complementary regions of the train track have negative Euler characteristic, which means that they are different from discs with 0, 1 or 2 cusps at the boundary and different from annuli and once-punctured discs with no cusps at the boundary. We always identify train tracks which are isotopic.

A *trainpath* on a train track τ is a C^1 -immersion $\rho : [m, n] \rightarrow \tau \subset S$ which maps each interval $[k, k + 1]$ ($m \leq k \leq n - 1$) onto a branch of τ . The integer $n - m$ is then called the *length* of ρ . We sometimes identify a trainpath on S with its image in τ . Each complementary region of τ is bounded by a finite number of trainpaths which either are simple closed curves or terminate at the cusps of the region.

A train track is called *generic* if all switches are at most trivalent. The train track τ is called *transversely recurrent* if every branch b of τ is intersected by an embedded simple closed curve $c = c(b) \subset S$ which intersects τ transversely and is

such that $S - \tau - c$ does not contain an embedded *bigon*, i.e. a disc with two corners at the boundary.

A *transverse measure* on a train track τ is a nonnegative weight function μ on the branches of τ satisfying the *switch condition*: For every switch s of τ , the sum of the weights over all incoming branches at s is required to coincide with the sum of the weights over all outgoing branches at s . The train track is called *recurrent* if it admits a transverse measure which is positive on every branch. We call such a transverse measure μ *positive*, and we write $\mu > 0$. The set $V(\tau)$ of all transverse measures on τ is a closed convex cone in a linear space and hence topologically it is a closed cell. For every recurrent train track τ , positive measures define the interior of our convex cone $V(\tau)$. A train track τ is called *birecurrent* if τ is recurrent and transversely recurrent.

Fix a complete hyperbolic structure of finite volume on the surface S , i.e. a discrete and faithful representation of the fundamental group $\pi_1(S)$ of S into $PSL(2, \mathbb{R})$ which maps the homotopy class of a circle around a puncture to a parabolic element of $PSL(2, \mathbb{R})$. We then can view $\pi_1(S)$ as a group of isometries of the hyperbolic plane \mathbf{H}^2 and identify S with the quotient of \mathbf{H}^2 under this group. A train track τ on S lifts to a $\pi_1(S)$ -invariant graph $\tilde{\tau}$ on \mathbf{H}^2 which we call again a train track. A trainpath on $\tilde{\tau}$ is a lift of a trainpath on τ . If τ is transversely recurrent, then every biinfinite trainpath on $\tilde{\tau}$ is a quasigeodesic in \mathbf{H}^2 (p.62 of [PH92]). Such a quasigeodesic is contained in a bounded tubular neighborhood of a unique geodesic line γ in \mathbf{H}^2 . The unoriented geodesic lines in \mathbf{H}^2 correspond bijectively to points in the Möbius band S_∞ of unordered pairs of distinct points in the circle at infinity of \mathbf{H}^2 . Thus we can associate to a transversely recurrent train track τ the set $W(\tau)$ of all points in S_∞ which are determined by all biinfinite trainpaths on $\tilde{\tau}$ in this way. The set $W(\tau)$ is closed (Theorem 1.5.4 of [PH92]) and invariant under the natural action of $\pi_1(S)$ on S_∞ . We denote by $E(\tau) \subset W(\tau)$ the closed subset of all geodesics in $W(\tau)$ whose endpoints are not separated under the action of $\pi_1(S)$. Such geodesics are lifts of simple geodesics on S , i.e. of geodesics on S without self-intersections.

A *geodesic lamination* for a hyperbolic structure on S is a *compact* subset of S which is foliated into simple geodesics. A geodesic lamination can be viewed as a $\pi_1(S)$ -invariant closed subset of S_∞ which is contained in the closed set of geodesics on \mathbf{H}^2 whose endpoints are not separated under the action of $\pi_1(S)$. As a consequence, geodesic laminations are defined independently of the choice of a hyperbolic metric. Particular geodesic laminations are simple closed geodesics, i.e. laminations which consist of a single leaf.

A geodesic lamination λ is called *minimal* if each of its half-leaves is dense in λ . Thus a simple closed geodesic is a minimal geodesic lamination. A minimal geodesic lamination with more than one leaf has uncountably many leaves and is called *minimal arational*. Every geodesic lamination λ is a disjoint union of finitely many minimal components and a finite number of isolated leaves. Each of the isolated leaves of λ either is an isolated closed geodesic and hence a minimal component, or it *spirals* about one or two minimal components [CEG87].

A geodesic lamination is *finite* if it contains only finitely many leaves, and this is the case if and only if each minimal component is a closed geodesic. A geodesic lamination is *topologically maximal* if its complementary regions are all ideal triangles or once punctured monogons. Each geodesic lamination λ is a *sublamination* of a topologically maximal lamination, i.e. there is a topologically maximal lamination which contains λ as a closed subset [CEG87]. In the sequel we call a topologically maximal geodesic lamination simply maximal; note however that with this terminology, a lamination can be both minimal and maximal.

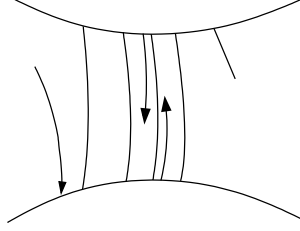
The set of closed $\pi_1(S)$ -invariant subsets of the Möbius band S_∞ equipped with the *Chabauty topology* is a compact topological space which contains the space of geodesic laminations as a closed subset [CEG87]. Since each geodesic lamination is a compact subset of our surface S , the space of all geodesic laminations can also be equipped with the restriction of the *Hausdorff topology* for compact subsets of S . Moreover, the tangent lines of a geodesic lamination define a compact subset of the *projectivized tangent bundle PTS* of S . We therefore can equip the space of geodesic laminations on S with the Hausdorff topology for compact subsets of PTS . However, all these three topologies coincide [O96, CB88], and in the sequel we shall freely use all three of the above descriptions interchangeably.

A geodesic lamination is *carried* by a transversely recurrent train track τ if each of its leaves lifts to a geodesic in $E(\tau)$ (see Theorem 1.6.6 of [PH92]). Since $E(\tau) \subset S_\infty$ is closed, the set of geodesic laminations which are carried by τ is a closed subset of the space of all geodesic laminations on S with the Chabauty topology. Every transversely recurrent train track τ which carries a maximal geodesic lamination is necessarily maximal.

A maximal geodesic lamination which can be approximated in the Chabauty topology by simple closed geodesics will be called *complete*. Since every minimal geodesic lamination can be approximated in the Chabauty topology by simple closed geodesics [CEG87], laminations which are both maximal and minimal are complete. There are also complete finite laminations. Namely, let P be any *pants decomposition* for S by simple closed geodesics, i.e. P is a collection of $3g - 3 + m$ pairwise disjoint simple closed geodesics on S which decompose S into $2g - 2 + m$ planar surfaces of Euler characteristic -1 . These curves are called the *pants curves* of the pants decomposition. A geodesic lamination λ with the following properties is complete.

- (1) The pants decomposition P is the union of the minimal components of λ .
- (2) For each component Q of $S - P$ and each pair $\gamma_1 \neq \gamma_2$ of boundary circles of Q there is precisely one leaf of λ which is contained in Q and spirals in one direction about γ_1 , in the other direction about γ_2 .
- (3) For each component Q of $S - P$ which contains a puncture of S there is precisely one leaf of λ which goes around one of the punctures and spirals in both directions about a fixed boundary circle of Q .
- (4) For every pants curve $\gamma \subset P$, the leaves of λ which spiral about γ from each side of γ define opposite orientations near γ as in Figure A.

Figure A



The set \mathcal{CL} of all complete geodesic laminations is a closed subset of the space of all geodesic laminations with the Hausdorff topology. Thus \mathcal{CL} is a compact topological space. A *simple geodesic multicurve* is a collection of pairwise disjoint simple closed geodesics on S . In particular, such a geodesic multicurve is a geodesic lamination. We have.

Lemma 2.1: *Every geodesic lamination on S which can be approximated in the Hausdorff topology by simple geodesic multicurves is a sublamination of a complete geodesic lamination.*

Proof: Let λ be any geodesic lamination on S which can be approximated in the Hausdorff topology by a sequence $\{c_i\}_i$ of simple geodesic multicurves. Let μ_i be a complete finite geodesic lamination which contains c_i as a union of minimal components; such a geodesic lamination exists by our above consideration since there is a pants decomposition of S which contains the multicurve c_i as a subset. By passing to a subsequence we may assume that the geodesic laminations μ_i converge as $i \rightarrow \infty$ in the Hausdorff topology to a complete geodesic lamination μ . Since $c_i \rightarrow \lambda$ ($i \rightarrow \infty$) in the Hausdorff topology, the lamination μ necessarily contains λ as a sublamination. This shows the lemma. \square

Following [PH92], every train track τ on S is contained in a closed subset N of S with dense interior and piecewise smooth boundary which is foliated by smooth arcs transverse to the branches of τ . These arcs are called *ties* for τ , and the set N is called a *foliated neighborhood* of τ (even though N is not a neighborhood of τ in the usual sense). Each of the ties intersects τ in a single point, and the switches of τ are the intersection points of τ with the singular ties, i.e. the ties which are not contained in the interior of a foliated rectangle $R \subset N$. Collapsing each tie to its intersection point with τ defines a map $F : N \rightarrow \tau$ of class C^1 which we call a *collapsing map*. More precisely, F is the restriction to N of a map $\tilde{F} : S \rightarrow S$ of class C^1 which is homotopic to the identity.

Recall from Theorem 1.6.6 of [PH92] and its proof that a geodesic lamination λ is carried by a train track τ if and only if there is an isotopy G of S of class C^1 which maps λ into the interior of a foliated neighborhood N of τ in such a way that each leaf of $G(\lambda)$ is transverse to the ties. If $F : N \rightarrow \tau$ is a collapsing map, then $F \circ G$ can be extended to a map of class C^1 on S which is homotopic to the identity, maps λ to τ and such that the restriction of the differential of $F \circ G$ to

the tangent bundle of λ vanishes nowhere. We call the restriction of $F \circ G$ to λ a *carrying map*.

Fix again a complete hyperbolic metric of finite volume on our surface S . The *straightening* of a train track τ with respect to this hyperbolic metric is defined to be the embedded graph in S whose vertices are the switches of τ and whose edges are the unique geodesic arcs which are homotopic with fixed endpoints to the branches of τ . This graph is embedded because two geodesic arcs γ_1, γ_2 on S are disjoint if there are disjoint arcs α_1, α_2 on S which are homotopic to γ_1, γ_2 with fixed endpoints. The tangent lines of the straightening of τ then define a closed subset of the projectivized tangent bundle PTS of S . The hyperbolic metric on S naturally induces a Riemannian metric and hence a distance function on PTS . For a number $\epsilon > 0$ we say that the train track τ ϵ -*follows* the geodesic lamination λ if the tangent lines of the straightening of τ are contained in the ϵ -neighborhood of the projectivized tangent bundle $PT\lambda$ of λ and if moreover the straightening of every trainpath on τ is a piecewise geodesic whose exterior angles at the breakpoints are not bigger than ϵ (here a vanishing exterior angle means that the arc is smooth). We also say that τ is a -*long* for some $a > 0$ if the length of every edge of the straightening of τ is at least a . Note that these properties depend on the choice of the hyperbolic metric, however we will not indicate this dependence in our notation.

The following lemma is a quantitative version of the fact that a complete geodesic lamination can be approximated by generic transversely recurrent train tracks [PH92]. For the purpose of its proof we introduce some additional terminology. Namely, let \tilde{b} be a half-branch of a generic train track τ and let v be a trivalent switch on which \tilde{b} is incident. Then \tilde{b} is called *large* if any immersed arc of class C^1 in τ through v intersects \tilde{b} . The branch b containing \tilde{b} is then called *large at v* . A half-branch which is not large is called *small*. We have.

Lemma 2.2: *There is a number $a > 0$ with the following property. Let λ be a complete geodesic lamination on S . Then for every $\epsilon > 0$ there is an a -long generic transversely recurrent train track τ which carries λ and which ϵ -follows λ .*

Proof: We use the arguments of Casson and Bleiler as described in the proof of Theorem 1.6.5 of [PH92]. Let λ be a complete geodesic lamination on S and for $\delta > 0$ let N_δ be the closed δ -neighborhood of λ in S . This neighborhood lifts to the δ -neighborhood \tilde{N}_δ of the lift $\tilde{\lambda}$ of λ to \mathbf{H}^2 . If $\delta > 0$ is sufficiently small then each component of $\mathbf{H}^2 - \tilde{\lambda}$ contains precisely one component of $\mathbf{H}^2 - \tilde{N}_\delta$. These components are polygons whose sides are arcs of constant geodesic curvature, and this curvature tends to 0 with δ .

By the collar theorem for hyperbolic surfaces (see [B92]), a complete simple geodesic on S which is contained in a compact subset of S does not enter deeply into a cusp. This means that there is a compact bordered subsurface S_0 of S which contains the 1-neighborhood of every geodesic lamination on S . Let $k > 0$ be the maximal number of branches of any train track on S (this only depends on the topological type of S) and let $a \in (0, 1)$ be sufficiently small that $(5k + 2)a$ is smaller than the smallest length of an essential closed curve in S_0 . For $\epsilon > 0$ there is a number $\delta_0 = \delta_0(\epsilon) \in (0, a/2)$ with the following property. Let γ be a geodesic

line in \mathbf{H}^2 and let ζ be an arc in \mathbf{H}^2 which consists of two geodesic segments of length at least a . If ζ is contained in the $6\delta_0$ -neighborhood of γ and if the length of ζ does not exceed the sum of the distance of its endpoints and $4\delta_0$, then the tangent lines of ζ are contained in the ϵ -neighborhood of the tangent lines of γ as subsets of the projectivized tangent bundle of \mathbf{H}^2 , and the exterior angle at the breakpoint of ζ is at most ϵ .

Let $\delta < \delta_0$ be sufficiently small that N_δ can be foliated by smooth vertical arcs which are transverse to the leaves of λ and of length smaller than δ_0 . We may assume that the arcs through the finitely many corners of the complementary components of N_δ are geodesics (p.74-75 in [PH92]). We call this foliation of N_δ the *vertical foliation*, and we denote it by \mathcal{F}^\perp . The singular leaves of \mathcal{F}^\perp , i.e. the leaves through the corners of $S - N_\delta$, decompose N_δ into closed foliated rectangles with embedded interior. Two opposite sides of these rectangles are subarcs of singular leaves of the vertical foliation, the other two sides are arcs of constant curvature. The intersection of any two such rectangles is contained in singular leaves. Moreover, the rectangles are projections to S of *convex* subsets of the hyperbolic plane. Collapsing each leaf of \mathcal{F}^\perp to a suitably chosen point in its interior defines a train track τ on S and a map $F : N_\delta \rightarrow \tau$ of class C^1 which is homotopic to the identity and whose restriction to λ is a carrying map $\lambda \rightarrow \tau$. The switches of τ are precisely the collapses of the singular leaves of \mathcal{F}^\perp , and each branch of τ is a collapse of one of our rectangles. The set N_δ is a foliated neighborhood of τ . Every edge of the straightening of τ is a geodesic arc which is contained in one of the rectangles and connects the two sides of the rectangle contained in leaves of \mathcal{F}^\perp . Via slightly changing δ we may assume that τ is generic; this is equivalent to saying that each singular leaf of \mathcal{F}^\perp contains precisely one corner of a component of $S - N_\delta$. The train track τ is transversely recurrent [PH92].

Define the *length* $\ell(R)$ of a rectangle R as above to be the *intrinsic* distance in R between its two sides which are contained in \mathcal{F}^\perp ; since a rectangle R lifts to a convex subset \tilde{R} of the hyperbolic plane, this length is just the distance between the two geodesic sides of \tilde{R} . Let $R_1 \neq R_2$ be two rectangles which intersect along a nontrivial subarc c of a singular leaf of \mathcal{F}^\perp . Let a_i be the side of R_i opposite to the side containing c . Then $R_1 \cup R_2$ contains a geodesic segment γ which connects a_1 to a_2 and intersects c . The segment γ is a subarc of a leaf of λ , and its length is not smaller than $\ell(R_1) + \ell(R_2)$. Hence the length of every curve in S with one endpoint in a_1 and the second endpoint in a_2 which is homotopic to γ relative to $a_1 \cup a_2$ is not smaller than $\ell(R_1) + \ell(R_2) - 2\delta_0$. On the other hand, the length of any geodesic arc contained in R_i and connecting a_i to c which is homotopic to $\gamma \cap R_i$ relative to $a_i \cup c$ is not bigger than $\ell(R_i) + 2\delta_0$. Thus by our choice of δ , the train track τ is a -long and ϵ -follows λ provided that the length of each edge from the straightening of τ is at least a , and this is the case if the length of each of the rectangles is at least a .

We now successively modify the train track τ to a train track τ' which is embedded in N_δ and carries λ and such that the length of each edge from the straightening of τ' is at least a as follows. Call a rectangle R *short* if its length is at most a . Let $n \geq 0$ be the number of short rectangles in N_δ . If $n = 0$ then τ satisfies our

requirements, so assume that $n > 0$. We remove from N_δ a suitably chosen geodesic arc β_0 so that $N_\delta - \beta_0$ is partitioned into rectangles which are foliated by the restriction of the vertical foliation \mathcal{F}^\perp and for which the number of short rectangles is at most $n - 1$.

This *unzipping* of the train track τ ([PH92] p.74-75) is done as follows. Let $R \subset N_\delta$ be a short rectangle with boundary ∂R . Then ∂R contains a corner x of a complementary component T of N_δ . This corner projects to a switch $F(x)$ of τ , and the collapse of R is a branch b of τ incident on $F(x)$. A branch in τ whose endpoints coincide defines a loop in S_0 which is not contractible and hence by our choice of a , our branch b is incident on two distinct switches of τ . Let \tilde{T} be a lift of T to \mathbf{H}^2 and let \tilde{x} be the lift of x to \tilde{T} . Let $\tilde{\lambda}$ be the lift of λ to \mathbf{H}^2 ; then \tilde{T} is contained in a unique component C of $\mathbf{H}^2 - \tilde{\lambda}$. The point \tilde{x} is at distance δ to precisely two frontier leaves ℓ_1, ℓ_2 of C . Since every complementary component of $\tilde{\lambda}$ contains precisely one complementary component of $\mathbf{H}^2 - \tilde{N}_\delta$, these leaves have a common endpoint ξ in the ideal boundary of \mathbf{H}^2 . There is a unique geodesic ray $\tilde{\beta}$ which connects \tilde{x} to ξ , and this ray is entirely contained in the intersection of \tilde{N}_δ with the component C of $\mathbf{H}^2 - \tilde{\lambda}$. The projection of $\tilde{\beta}$ to S is a one-sided infinite simple geodesic β beginning at x which is contained in N_δ and is disjoint from λ . We may assume that β is parametrized by arc length and is everywhere transverse to the leaves of the foliation \mathcal{F}^\perp . In particular, the map F maps β up to parametrization to a one-sided infinite trainpath on τ .

We claim that the finite subarc β_0 of β of length $5ka$ which begins at x is mapped by F injectively into τ . For this note that by our choice of a , the length of the union of β_0 with any leaf of the vertical foliation \mathcal{F}^\perp is smaller than the minimal length of an essential closed curve in the compact surface $S_0 \supset N_\delta$. Therefore β_0 intersects each leaf of the vertical foliation \mathcal{F}^\perp at most once and hence it is mapped by F injectively into τ . The length of the intersection of β_0 with a rectangle R' from our system of rectangles is at most $\ell(R') + 2\delta_0 \leq \ell(R') + a$. On the other hand, there are at most k distinct rectangles in our system of rectangles and hence β_0 meets a rectangle of length at least $4a$.

Let $t \in [0, 5ka]$ be the smallest nonnegative number such that $\beta(t)$ is contained in a rectangle of length at least $4a$. Then $F(\beta(t))$ is a switch in τ . Cut N_δ open along $\beta[0, t + 2a)$. Since β is transverse to the vertical foliation \mathcal{F}^\perp , this foliation restricts to a foliation of $N_\delta - \beta[0, t + 2a)$. Collapsing each leaf of this new foliation to a suitably chosen point in its interior yields a train track σ which carries λ . The switches of σ are the collapses of the singular leaves of $\mathcal{F}^\perp|_{N_\delta - \beta[0, t + 2a)}$ and therefore $N_\delta - \beta[0, t + 2a)$ is partitioned into a finite number of rectangles as before. The restriction to σ of the projection F defines a map $\sigma \rightarrow \tau$ with the property that the preimage of every switch $w \neq F(x)$ of τ consists of exactly one switch of σ .

Assume that for some $q \geq 0$, the path $F(\beta[0, t + 2a))$ on τ passes through the switches $F(x), v_1, \dots, v_q = F(\beta(t))$ of τ in this order. These switches are pairwise distinct, and for each $i \in \{1, \dots, q\}$, $F^{-1}(v_i) \cap \sigma$ is a switch in σ . We define a bijection A from the rectangles in N_δ to the rectangles in $N_\delta - \beta[0, t + 2a)$ as follows. For $1 \leq i \leq q - 1$ let R_i be the rectangle in N_δ which is mapped by F to the branch

of τ which is incident on the switches v_i and v_{i+1} and is crossed through by the path $F(\beta[0, t+2a])$. There is then a unique rectangle \tilde{R}_i in $N_\delta - \beta[0, t+2a)$ which is mapped by F to a trainpath $\rho : [0, s] \rightarrow \tau$ with $\rho(0) = v_i$ and $\rho[0, 1] = F(R_i)$. We define $A(R_i) = \tilde{R}_i$.

If $q \geq 1$ then we define R_q to be the rectangle in N_δ which contains $\beta(t+2a)$ in its interior, and we associate to R_q the rectangle $\tilde{R}_q = A(R_q) \subset R_q$ in $N_\delta - \beta[0, t+2a)$ which is mapped by F onto the arc $F(\beta[t, t+2a])$.

The images of the rectangles in N_δ which are mapped by F onto the three branches of τ incident on the switch $F(x)$ are determined as follows. Denote by R_0 the rectangle whose image under F is the branch e in τ which is incident on $F(x)$ and contains an open subarc of $F(\beta_0)$. The branch e is large at $F(x)$, and if $q \geq 1$ then e is incident on v_1 . We map R_0 to the rectangle $A(R_0)$ in $N_\delta - \beta[0, t+2a)$ which contains $\beta(t+2a)$ in its boundary and contains $\beta(t+2a+s)$ in its interior for all sufficiently small $s > 0$. The two (not necessarily distinct) rectangles R_{-1}, R_{-2} in N_δ whose images under F are the two branches in τ which are incident and small on $F(x)$ are mapped to the rectangles $A(R_{-i})$ in $N_\delta - \beta[0, t+2a)$ which contain R_{-i} ($i = 1, 2$). Note that in the case $R_{-1} = R_0$, i.e. if the branch e defines a simple closed curve of class C^1 on S , this definition of $A(R_{-1})$ is consistent with our choice of $A(R_0)$.

By construction, for $i \neq 0, q$ the length of $A(R_i)$ is not smaller than the length of R_i . If $q \geq 1$ then by our choice of a and δ the length of $A(R_q)$ as well as the length of $A(R_0)$ is bigger than a . In particular, if the rectangle R_0 is short, then the number of short rectangles in σ is strictly smaller than the number of short rectangles in τ . On the other hand, if R_0 is not short then we have $R \neq R_0$, i.e. we may assume that $R = R_{-1}$. The lift of the rectangle $A(R)$ to the hyperbolic plane \mathbf{H}^2 is a convex subset K of \mathbf{H}^2 . The lift of the singular leaf of \mathcal{F}^\perp passing through x lifts to a geodesic arc in \mathbf{H}^2 which decomposes K into two convex subsets. One of these two subsets is obtained by cutting R_0 by the geodesic β_0 and lifting one of the resulting connected components to \mathbf{H}^2 . But this just means that the length of the rectangle $A(R)$ is not smaller than the length of R_0 , i.e. once again the number of short rectangles in σ is strictly smaller than the number of short rectangles in τ . The same consideration also shows that the length of $A(R)$ is bigger than a in the case $q = 0$. Moreover, σ carries λ and is transversely recurrent [PH92].

We can repeat our construction with the train track σ and the foliated set $N_\delta - \beta[0, t+2a)$. Namely, a short rectangle in $N_\delta - \beta[0, t+2a)$ does not contain the point $\beta(t+2a)$ in its closure. Thus if R' is any short rectangle in $N_\delta - \beta[0, t+2a)$, then its boundary contains a corner of a complementary component of $S - N_\delta$ as before, and this corner is the starting point of a one-sided infinite simple geodesic β' which is contained in N_δ and is disjoint from both λ and β . As a consequence, β' is contained in $N_\delta - \beta[0, t+2a]$ and we can use our above construction for β' and $N_\delta - \beta[0, t+2a)$ to reduce the number of short rectangles of $N_\delta - \beta[0, t+2a)$.

In this way we construct inductively in a uniformly bounded number of steps a train track η which is embedded in N_δ , which carries λ and such that the length of the straightening of each branch of η is at least a . Thus by the choice of δ and our construction, the train track η is a -long and ϵ -follows λ . This shows the lemma. \square

A train track σ is *carried* by τ if there is a diffeomorphism G of S of class C^1 which is isotopic to the identity and maps σ into the interior of a foliated neighborhood N of τ and such that $G(\sigma)$ is transverse to the ties. This makes sense since a train track has a tangent line everywhere. The collapsing map $F : N \rightarrow \tau$ maps $G(\sigma)$ to τ , and the restriction of its differential dF to a tangent line of $G(\sigma)$ is nonsingular. We call the restriction of $F \circ G$ to σ a *carrying map* for σ .

Write $\sigma \prec \tau$ if the train track σ is carried by the train track τ . Then every geodesic lamination λ which is carried by σ is also carried by τ . We say that a geodesic lamination μ ϵ -follows a geodesic lamination λ if the projectivized tangent bundle of μ is contained in the ϵ -neighborhood of the projectivized tangent bundle of λ . We have.

Lemma 2.3: *Let λ be a geodesic lamination, let τ be a train track which carries λ and let $a > 0$. Then there is a number $\epsilon > 0$ such that τ carries each a -long train track σ which ϵ -follows λ and every geodesic lamination μ which ϵ -follows λ .*

Proof: Let τ be a train track which carries the geodesic lamination λ . By Theorem 1.6.6 of [PH92] and its proof, after possibly changing τ by an isotopy we may assume that λ is contained in the interior of a foliated neighborhood N of τ and is transverse to the ties. The restriction of the differential dF of the collapsing map $F : N \rightarrow \tau$ to each tangent line of λ is nonsingular. Since λ is a compact subset of S and the projectivized tangent bundle $PT\lambda$ of λ is a compact subset of the projectivized tangent bundle PTS of S there is a number $\epsilon > 0$ such that N contains the ϵ -neighborhood of λ and that moreover the restriction of dF to each line $z \in PTS$ which is contained in the ϵ -neighborhood of $PT\lambda$ is nonsingular.

The straightening σ of an a -long train track ζ which $\epsilon/2$ -follows λ is embedded in N and is transverse to the ties. The collapsing map F restricts to a map on σ which maps σ to τ . Its differential maps each tangent line of σ onto a tangent line of τ . If $\rho \subset \sigma$ is the straightening of any trainpath on ζ , then the exterior angles at the breakpoints of ρ are at most $\epsilon/2$. Thus we can smoothen the graph σ near its vertices to a train track σ' which is isotopic to ζ and embedded in N and such that the restriction of dF to each tangent line of σ' is nonsingular. But this just means that σ' is carried by τ , with carrying map F .

The same argument also shows that τ carries every geodesic lamination μ which ϵ -follows λ provided that $\epsilon > 0$ is sufficiently small. \square

A *measured geodesic lamination* is a geodesic lamination equipped with a transverse measure of full support which is invariant under holonomy [PH92]. A measured geodesic lamination can be viewed as a locally finite Borel measure on the space S_∞ of unoriented geodesics on the universal covering \mathbf{H}^2 of S which is invariant under the action of $\pi_1(S)$ and supported in the closed set of geodesics whose endpoints are not separated under the action of $\pi_1(S)$. The weak*-topology on the space of $\pi_1(S)$ -invariant locally finite Borel measures on S_∞ then restricts to a natural topology on the space \mathcal{ML} of all measured geodesic laminations.

If λ is a geodesic lamination with transverse measure μ and if λ is carried by a train track τ , then the transverse measure μ induces via a carrying map $\lambda \rightarrow \tau$ a transverse measure on τ , and every transverse measure on τ arises in this way (Theorem 1.7.12 in [PH92]). Moreover, if τ is maximal and birecurrent, then the set of measured geodesic laminations which correspond to positive transverse measures on τ in this way is an open subset U of \mathcal{ML} (Lemma 3.1.2 in [PH92]).

We use measured geodesic laminations to relate birecurrent maximal train tracks to complete geodesic laminations. Note that the first part of the following lemma is well known and reflects the fact that the space \mathcal{CL} is totally disconnected. We refer to [Bo97] and [ZB04] for more details and references about the Hausdorff topology on the space of all geodesic laminations.

Lemma 2.4: *Let τ be a maximal transversely recurrent train track; then the set of all complete geodesic laminations on S which are carried by τ is open and closed in \mathcal{CL} . This set is non-empty if and only if τ is recurrent.*

Proof: Let τ be a maximal transversely recurrent train track on S . Then the subset of \mathcal{CL} of all complete laminations which are carried by τ is closed since $E(\tau)$ is a closed subset of the Möbius band at infinity of the hyperbolic plane (Theorem 1.5.4 of [PH92]). On the other hand, if $\lambda \in \mathcal{CL}$ is carried by τ then by Lemma 2.3 we can find a number $\epsilon > 0$ with the property that τ carries every geodesic lamination which ϵ -follows λ . The set of all such laminations which are moreover complete is a neighborhood of λ in \mathcal{CL} . This shows that the set of all complete geodesic laminations which are carried by τ is open and closed in \mathcal{CL} .

To show the second part of the lemma, let τ be a maximal transversely recurrent train track on S which carries a complete geodesic lamination $\lambda \in \mathcal{CL}$; we have to show that τ is recurrent. For this let $\{c_i\}_i$ be a sequence of simple closed curves which approximate λ in the Hausdorff topology. By Lemma 2.3, the curves c_i are carried by τ for all sufficiently large i . Now a carrying map $F : \lambda \rightarrow \tau$ maps λ onto τ since λ is maximal, and hence the same is true for a carrying map $F_i : c_i \rightarrow \tau$ provided that i is sufficiently large. Then for each sufficiently large i , the curve c_i defines a *counting measure* on τ by associating to each branch b of τ the number of components of $F_i^{-1}(b)$. This counting measure satisfies the switch condition and is positive by the above consideration provided that i is sufficiently large. This shows that τ is recurrent.

Now let τ be a maximal birecurrent train track on S ; we have to show that τ carries a complete geodesic lamination $\lambda \in \mathcal{CL}$. For this observe that a geodesic lamination which is both minimal and maximal is complete and supports a transverse measure [CEG87]. Thus our claim follows if we can show that the set of measured geodesic laminations whose support is minimal and maximal is dense in the space \mathcal{ML} of all measured geodesic laminations.

However, as was pointed out to me by McMullen, this follows for example from the work of Kerckhoff, Masur and Smillie [KMS86]. Namely, the *vertical foliation* of a *quadratic differential* defines a measured geodesic lamination, and every measured geodesic lamination is of this form [T79]. The set of measured geodesic laminations

which arise from quadratic differentials with only simple zeros is dense in the space of all measured geodesic laminations (compare the discussion in [KMS86]). Given such a quadratic differential q , there are only countably many $\theta \in [0, 2\pi]$ such that the vertical foliation of $e^{i\theta}q$ contains a compact vertical arc connecting two zeros of q . On the other hand, for each quadratic differential q the set of all $\theta \in [0, 2\pi]$ such that the vertical foliation of $e^{i\theta}q$ is *uniquely ergodic* and hence minimal has full Lebesgue measure. Thus there is a dense set of points $\theta \in [0, 2\pi]$ with the property that the vertical foliation of $e^{i\theta}q$ is both minimal and maximal (compare also the discussion in Section 7 for an alternative argument).

As a consequence, a maximal birecurrent train track carries a geodesic lamination which is both maximal and minimal and hence it is complete. This finishes the proof of our lemma. \square

In the sequel we call a maximal generic birecurrent train track τ on S *complete*. Note that our definition slightly differs from the one in [PH92] since we require our train track to be generic. By Lemma 2.4, a generic transversely recurrent train track is complete if and only if it carries a complete geodesic lamination.

The quotient of the space \mathcal{ML} of measured geodesic laminations under the natural action of the multiplicative group $(0, \infty)$ is the space \mathcal{PML} of *projective measured geodesic laminations*. The space \mathcal{PML} will be equipped with the quotient topology; with this topology, \mathcal{PML} is homeomorphic to a sphere [FLP91] and defines a compactification of *Teichmüller space*. We use the natural action of the mapping class group on \mathcal{PML} to show.

Lemma 2.5: *Let λ, μ be any two complete geodesic laminations. Then there is a complete train track τ which carries both λ, μ .*

Proof: The mapping class group $\mathcal{M}(S)$ acts on the space of isotopy classes of complete train tracks, and it acts as a group of homeomorphisms on the space \mathcal{PML} of projective measured geodesic laminations. Every *pseudo-Anosov* element $\Phi \in \mathcal{M}(S)$ admits a pair of fixed points $\alpha_+ \neq \alpha_-$ in \mathcal{PML} and acts with respect to these fixed points with *south-sink dynamics*: For every neighborhood V of α_+ and every neighborhood W of α_- there is a number $k > 0$ such that $\Phi^k(\mathcal{PML} - W) \subset V$. Then α_+ is called the *attracting fixed point* of Φ .

The fixed points of pseudo-Anosov elements in $\mathcal{M}(S)$ are measured geodesic laminations whose support is minimal and *fills up* S . This means that the complementary components of this support are topological discs or once punctured topological discs. As a consequence, every complete geodesic lamination which contains the support of such a fixed point as a sublamination consists of this support and finitely many isolated leaves. In particular, there are only finitely many complete geodesic laminations of this form.

For every complete train track τ on S there is an open subset U of \mathcal{PML} with the property that the support of each measured geodesic lamination $\lambda \in U$ is carried by τ [PH92]. The set U corresponds precisely to those projective measured

geodesic laminations which are defined by positive projective transverse measures on τ (Theorem 1.7.12 in [PH92]).

Let $\lambda, \mu \in \mathcal{CL}$ be any two complete geodesic laminations. Since fixed points of pseudo-Anosov elements in $\mathcal{M}(S)$ are dense in \mathcal{PML} there is a pseudo-Anosov element $\Phi \in \mathcal{M}(S)$ with the following properties.

- (1) The attracting fixed point $\alpha_+ \in \mathcal{PML}$ of Φ is contained in the set U .
- (2) Every leaf of the support of the repelling fixed point α_- of Φ intersects every leaf of λ, μ transversely.

We claim that every complete geodesic lamination which contains the support of α_+ as a sublamination is carried by τ . To see this recall that simple closed geodesics define projective measured laminations. Choose a sequence of simple closed geodesics $\{c_i\}_i$ which converge in the Hausdorff topology to a complete geodesic lamination ν containing the support of α_+ as a sublamination. Such a lamination ν exists by Lemma 2.1. Then each of the curves c_i defines a projective measured geodesic lamination. After passing to a subsequence we may assume that these projective measured geodesic laminations converge as $i \rightarrow \infty$ in \mathcal{PML} to a projective measured geodesic lamination $\zeta \in \mathcal{PML}$ whose support is necessarily a sublamination of ν . Since the support of α_+ is the only minimal component of ν , the support of ζ coincides with the support of α_+ . Now the support of α_+ is *uniquely ergodic* which means that there is a single projective measured geodesic lamination whose support equals the support of α_+ [FLP91]. Thus $\zeta = \alpha_+$ and the projective measured laminations defined by c_i converge as $i \rightarrow \infty$ to α_+ . In particular, for sufficiently large i these projective measured laminations are contained in the open set U and the curves c_i are carried by τ . The set of geodesic laminations which are carried by τ is closed in the Hausdorff topology and hence ν is carried by τ as well. As a consequence, τ carries every complete geodesic lamination which contains the support of α_+ as a sublamination.

Up to passing to a subsequence, as $k \rightarrow \infty$ the complete geodesic laminations $\Phi^k(\lambda), \Phi^k(\mu)$ converge in the Hausdorff topology to complete geodesic laminations $\tilde{\lambda}, \tilde{\mu}$ which are fixed points for the action of Φ on \mathcal{CL} . By 2) above the laminations λ, μ intersect the support of the lamination α_- transversely and therefore the laminations $\tilde{\lambda}, \tilde{\mu}$ contain the support of α_+ as a sublamination [FLP91]. Thus by our above consideration, $\tilde{\lambda}, \tilde{\mu}$ are carried by τ . Now the set of complete geodesic laminations which are carried by τ is open and hence there is some $k > 0$ such that the laminations $\Phi^k\lambda, \Phi^k\mu$ are both carried by τ as well. Then λ, μ are carried by the train track $\Phi^{-k}(\tau)$. From this the lemma follows. \square

Corollary 2.6: *For complete train tracks τ, σ on S there are complete train tracks τ_0, σ_0, ζ such that $\tau_0 \prec \tau, \tau_0 \prec \zeta$ and $\sigma_0 \prec \sigma, \sigma_0 \prec \zeta$.*

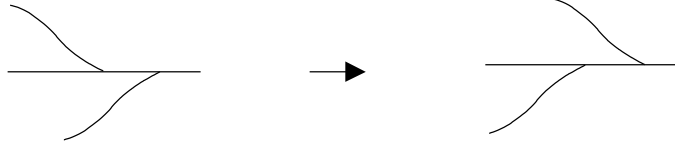
Proof: For complete train tracks τ, σ on S choose complete geodesic laminations λ, μ such that λ is carried by τ and μ is carried by σ . By Lemma 2.5 there is a complete train track ζ which carries both λ and μ .

By Lemma 2.2, for every $\epsilon > 0$ there is a complete a -long train track $\tau_{\lambda,\epsilon}, \sigma_{\mu,\epsilon}$ which ϵ -follows λ, μ . By Lemma 2.3, for sufficiently small ϵ the train tracks $\tau_{\lambda,\epsilon}, \sigma_{\mu,\epsilon}$ are carried by ζ and moreover $\tau_{\lambda,\epsilon}$ is carried by τ , $\sigma_{\lambda,\epsilon}$ is carried by σ . \square

A branch b in a generic train track τ is called *large* if each of its two half-branches is large; in this case b is necessarily incident on two distinct switches, and it is large at both of them. A branch is called *small* if each of its two half-branches is small. A branch is called *mixed* if one of its half-branches is large and the other half-branch is small (for all this, see [PH92] p.118).

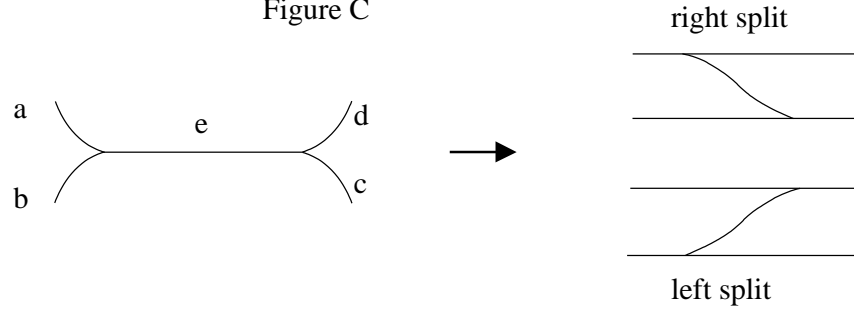
There are two simple ways to modify a complete train track τ to another complete train track. First, we can *shift* τ along a mixed branch to a train track τ' as shown in Figure B below. If τ is complete then the same is true for τ' . Moreover, a train track or a lamination is carried by τ if and only if it is carried by τ' (see [PH92] p.119). In particular, the shift τ' of τ is carried by τ . Note that there is a natural bijection of the set of branches of τ onto the set of branches of τ' .

Figure B



Second, if e is a large branch of τ then we can perform a right or left *split* of τ at e as shown in Figure C below. Note that a right split at e is uniquely determined by the orientation of S and does not depend on the orientation of e . Using the labels in the figure, in the case of a right split we call the branches a and c *winners* of the split, and the branches b, d are *losers* of the split. If we perform a left split, then the branches b, d are winners of the split, and the branches a, c are losers of the split (see [MM99]). The split τ' of a train track τ is carried by τ , and there is a natural choice of a carrying map which maps the switches of τ' to the switches of τ . The image of a branch of τ' is then a trainpath on τ whose length either equals one or two. There is a natural bijection of the set of branches of τ onto the set of branches of τ' which maps the branch e to the diagonal e' of the split. The split of a maximal transversely recurrent generic train track is maximal, transversely recurrent and generic. If τ is complete and if $\lambda \in \mathcal{CL}$ is carried by τ , then there is a unique choice of a right or left split of τ at e with the property that the split track τ' carries λ . We call τ' the λ -*split* of τ . By Lemma 2.4, the train track τ' is recurrent and hence complete. In particular, a complete train track τ can always be split at any large branch e to a complete train track τ' ; however there may be a choice of a right or left split at e such that the resulting track is not recurrent any more (compare p.120 in [PH92]). The reverse of a split is called a *collapse*.

A map ρ which assigns to a positive integer k a complete train track $\rho(k)$ such that $\rho(k+1)$ is obtained from $\rho(k)$ by a single split will be called a *splitting sequence*. If there is a splitting sequence connecting a train track τ to a train track σ then we say that τ is *splittable* to σ . A map ρ which assigns to each integer k from an arc



$[m, n] \subset \mathbb{Z}$ a complete train track $\rho(k)$ such that either $\rho(k+1)$ is obtained from $\rho(k)$ by a single split or a single collapse is called a *generalized splitting arc*. The following corollary is a consequence of Corollary 2.6 and Corollary 2.4.3 of [PH92].

Corollary 2.7: *Any two complete train tracks on S can be connected by a generalized splitting arc.*

Proof: By Corollary 2.4.3 of [PH92], if a complete train track τ is carried by a complete train track σ then there is a complete train track ρ which can be obtained from both τ and σ by a splitting sequence. Namely, since τ is birecurrent and maximal it carries a geodesic lamination which is both minimal and maximal (see the discussion in the proof of Lemma 2.4). This geodesic lamination is the support of a transverse measure and hence it defines a measured geodesic lamination μ . Corollary 2.4.3 of [PH92] shows that σ and τ can be split to the same generic birecurrent train track η which carries the measured geodesic lamination μ (where a splitting move in the sense of Penner and Harer may be a split followed by the removal of the diagonal of the split). Since the support of the measured geodesic lamination μ is a maximal geodesic lamination, the train track η is maximal and hence complete.

Let τ, σ be any complete train tracks on S , and let τ_0, σ_0, ζ be as in Corollary 2.6. Then the train tracks τ, τ_0 are both splittable to the same complete train track τ_1 , and the train tracks σ, σ_0 are both splittable to the same complete train track σ_1 . In particular, the train tracks τ_1, σ_1 are carried by ζ . Using Corollary 2.4.3 of [PH92] once more we deduce that the train tracks τ_1, ζ are splittable to the same train track τ_2 , and the train tracks σ_1, ζ are splittable to the same train track σ_2 . But this just means that there is a generalized splitting arc from τ to σ which passes through $\tau_1, \tau_2, \zeta, \sigma_2, \sigma_1$. \square

From now on we denote by \mathcal{TT} the directed graph whose set of vertices is the set $\mathcal{V}(\mathcal{TT})$ of isotopy classes of complete train tracks on S and whose edges are determined as follows. The train track τ is connected in \mathcal{TT} to the train track τ' by a directed edge if and only if τ' can be obtained from τ by a single right or left split. The following corollary is then immediate from Corollary 2.7.

Corollary 2.8: *\mathcal{TT} is connected.*

As a consequence, if we identify each edge in \mathcal{TT} with the unit interval $[0, 1]$ then this provides \mathcal{TT} with the structure of a connected locally finite metric graph. Thus \mathcal{TT} is a locally compact complete geodesic metric space. In the sequel we always assume that \mathcal{TT} is equipped with this metric without further comment.

3. TRAIN TRACKS AND THE MAPPING CLASS GROUP

The purpose of this section is to show that the connected graph \mathcal{TT} which we defined in Section 2 is quasi-isometric to the mapping class group of our surface S of genus g with m punctures ($3g + m \geq 5$).

Consider first the Teichmüller space $\mathcal{T}_{g,m}$ of complete marked hyperbolic metrics on S of finite volume. Let $\epsilon > 0$ be smaller than half of a *Margulis constant* for hyperbolic surfaces (see [B92]). Call a surface $S_0 \in \mathcal{T}_{g,m}$ *large* if the systole of S_0 , i.e. the length of the shortest closed geodesic, is at least ϵ . For sufficiently small ϵ the set \mathcal{T}_{lg} of large surfaces is a connected closed subset of $\mathcal{T}_{g,m}$ with dense interior which is invariant under the natural action of the mapping class group $\mathcal{M}(S)$. The quotient of \mathcal{T}_{lg} under the action of $\mathcal{M}(S)$ is compact.

The *Teichmüller metric* on $\mathcal{T}_{g,m}$ is induced by a complete $\mathcal{M}(S)$ -invariant Finsler metric $\|\cdot\|$. We equip \mathcal{T}_{lg} with the path metric defined by the restriction of this Finsler metric. In other words, the distance between two points in \mathcal{T}_{lg} is defined to be the infimum of the $\|\cdot\|$ -lengths of paths in \mathcal{T}_{lg} connecting these two points. With respect to this distance function, the mapping class group $\mathcal{M}(S)$ acts properly discontinuously, isometrically and cocompactly on \mathcal{T}_{lg} .

Recall that $\mathcal{M}(S)$ is finitely generated (see [I02]). The *Cayley graph* of a given finite symmetric set \mathcal{G} of generators is a locally finite graph whose vertices are just the elements of $\mathcal{M}(S)$. Two vertices $g, h \in \mathcal{M}(S)$ are connected by an edge if and only if $g^{-1}h \in \mathcal{G}$. Giving each edge length 1 provides the Cayley graph with the structure of a complete locally compact geodesic metric space. The group $\mathcal{M}(S)$ acts freely and isometrically from the left on such a Cayley graph. Different sets of generators define Cayley graphs which are quasi-isometric. We fix a finite symmetric set of generators for $\mathcal{M}(S)$ and equip $\mathcal{M}(S)$ with the distance function of its Cayley graph. The next easy lemma is included here as an illustration of the various ways to understand the geometry of $\mathcal{M}(S)$.

Lemma 3.1: *$\mathcal{M}(S)$ and \mathcal{T}_{lg} are equivariantly quasi-isometric.*

Proof: The mapping class group $\mathcal{M}(S)$ acts on the length space \mathcal{T}_{lg} isometrically, properly and cocompactly. By the well known lemma of Švarc-Milnor (Proposition I.8.19 in [BH99]) this implies that \mathcal{T}_{lg} is equivariantly quasi-isometric to the Cayley graph of $\mathcal{M}(S)$. \square

The mapping class group also acts naturally as a group of simplicial isometries on the train track complex \mathcal{TT} . Note that by definition, our train track complex is a locally finite directed graph and therefore a complete locally compact geodesic metric space. We want to show that \mathcal{TT} is equivariantly quasi-isometric to $\mathcal{M}(S)$;

by the Švarc-Milnor lemma, for this it is enough to show that the action of $\mathcal{M}(S)$ on \mathcal{TT} is proper and cocompact. We show first that this action is cocompact.

Lemma 3.2: $\mathcal{M}(S)$ acts cocompactly on \mathcal{TT} .

Proof: The number k of switches of a complete train track τ on S is just the number of cusps of the complementary components of τ , and this number only depends on the topological type of S . There are only finitely many abstract trivalent graphs with k vertices. We assign to each half-edge of such a graph one of the three colors red, yellow, green in such a way that every vertex is incident on a half-edge of each color. We do not require that the two half-edges of a single edge have the same color. We call a trivalent graph with such a coloring a *colored graph*. Clearly there are only finitely many colored graphs with k vertices.

To every train track $\tau \in \mathcal{V}(\mathcal{TT})$ we associate a colored trivalent graph G with k vertices as follows. The underlying topological graph of G is just the abstract graph defined by τ . Thus the half-branches of τ are in one-one correspondence to the half-edges of G . We color a half-edge of G red if and only if the corresponding half-branch in τ is large. We orient such a large half-branch b in τ in such a way that it ends at the switch v of τ on which it is incident. A neighborhood of b in S is divided by b into two components. The orientation of b together with the orientation of S determine the component to the right and to the left of b . One of the two small half-branches incident on v lies to the left of the other, i.e. the union of this half-branch with the half-branch b is contained in the boundary of the component of $S - \tau$ to the left of b . This half-branch will be colored yellow, and the second small half-branch incident on v (which lies to the right of the yellow half-branch) will be colored green. In this way we obtain a map Ψ from $\mathcal{V}(\mathcal{TT})$ to a finite set of colored trivalent graphs with k vertices.

Let $\tau, \sigma \in \mathcal{V}(\mathcal{TT})$ be such that $\Psi(\tau) = \Psi(\sigma)$. Then the map Ψ can be viewed as a homeomorphism of τ onto σ which preserves the coloring of the half-branches. We claim that this homeomorphism maps the sides of the complementary components of τ to the sides of the complementary components of σ .

For this let b be any branch of τ and let v be a switch of τ on which b is incident. The branch b is contained in the boundary of two (not necessarily distinct) complementary components of τ . We orient b in such a way that it ends at v ; then we can distinguish the complementary component T of τ which is to the left of b . We have to show that the finite trainpath ρ on τ which defines the side of T containing b is uniquely determined by the colored graph $\Psi(\tau) = G$.

Assume first that the half-branch of b incident on v is colored red. By the definition of our coloring, the branch b is large at v and ρ necessarily contains the yellow half-branch incident on v . Similarly, if the half-branch of b incident on v is green (and hence small) then ρ contains the red (large) half-branch incident on v . If the half-branch of b incident on v is yellow then T has a cusp at v and the trainpath ρ ends at v . But this just means that we can successively construct the trainpath ρ from our coloring. In other words, the sides of the complementary components of τ are uniquely determined by the colored graph G . As a consequence, whenever

$\Psi(\tau) = \Psi(\sigma)$ then the homeomorphism of τ onto σ induced by Ψ maps the boundary of each complementary trigon of τ to the boundary of a complementary trigon of σ , and it maps the boundary of a complementary once punctured monogon of τ to the boundary of a complementary once punctured monogon of σ . Thus this homeomorphism of τ onto σ can be extended to the complementary components of τ , and this extension is a homeomorphism of S which maps τ to σ . In other words, σ and τ are contained in the same orbit of the action of $\mathcal{M}(S)$ on \mathcal{TT} .

As a consequence, there is a *finite* subset A of $\mathcal{V}(\mathcal{TT})$ with the property that the translates of A under $\mathcal{M}(S)$ cover all of $\mathcal{V}(\mathcal{TT})$. But this is equivalent to saying that the action of $\mathcal{M}(S)$ on \mathcal{TT} is cocompact. \square

Lemma 3.3: *The action of $\mathcal{M}(S)$ on \mathcal{TT} is proper.*

Proof: Since \mathcal{TT} is a locally finite graph, every compact subset of \mathcal{TT} contains only finitely many edges. The action of $\mathcal{M}(S)$ on \mathcal{TT} is simplicial and isometric and therefore this action is proper if and only if the stabilizer in $\mathcal{M}(S)$ of every vertex $\tau \in \mathcal{V}(\mathcal{TT})$ is finite (compare [BH99]).

To show that this is the case, let $\tau \in \mathcal{V}(\mathcal{TT})$ and let $G \subset \mathcal{M}(S)$ be the stabilizer of τ . Since the number of branches and switches of τ only depends on the topological type of S , the subgroup G_0 of G which fixes every branch and every switch of τ is of uniformly bounded index in G . But a homeomorphism of S which preserves each branch and switch of τ is isotopic to a map which preserves the branches pointwise. Such a map then fixes pointwise the boundaries of the complementary regions of τ . However, every complementary region of τ is a topological disc or a once punctured topological disc, and every homeomorphism of such a disc which fixes the boundary pointwise is isotopic to the identity (see [I02]). This shows that G_0 is trivial and therefore the stabilizer of $\tau \in \mathcal{V}(\mathcal{TT})$ under the action of $\mathcal{M}(S)$ is finite (and of uniformly bounded cardinality). \square

Corollary 3.4: *$\mathcal{M}(S)$ and \mathcal{TT} are quasi-isometric.*

Proof: By Lemma 3.2 and Lemma 3.3 the mapping class group $\mathcal{M}(S)$ acts properly and cocompactly on the length space \mathcal{TT} . Thus the corollary follows from the lemma of Švarc-Milnor (Proposition I.8.19 in [BH99]). \square

4. SPLITTING, SHIFTING AND CARRYING

In this technical section we analyze in more detail the relation between splitting, shifting and carrying of complete train tracks. Part of the material presented here is motivated by the results in Section 2.3 and Section 2.4 of [PH92].

Let τ be a train track and let $\rho : [0, k] \rightarrow \tau$ be any embedded trainpath on τ . Define a *standard neighborhood* of ρ in τ to be a closed connected neighborhood of $\rho[0, k]$ in the graph τ which does not contain a switch distinct from the switches contained in $\rho[0, k]$. As an example, a standard neighborhood of a single branch

e of τ incident on two distinct switches is the union of e with four neighboring half-branches.

Recall from Section 2 the definition of a foliated neighborhood A of a train track $\tau \in \mathcal{V}(\mathcal{TT})$. A train track σ which is carried by τ can be isotoped to a train track σ' which is contained in the interior of A and is transverse to the ties. Since we are only interested in isotopy classes of train tracks we may assume that $\sigma = \sigma'$. The collapsing map $F : A \rightarrow \tau$ then restricts to a carrying map for σ . We may assume that no switch of σ is mapped by F to a switch of τ . If σ is complete, then the restriction of F to σ is surjective. Thus if we denote for a branch b of τ by $\nu(b, \sigma)$ the minimal cardinality of $F^{-1}(x) \cap \sigma$ where x varies over the points in b then $\nu(b, \sigma) > 0$ for every branch b . Since no switch of σ is mapped by F to a switch of τ , there is a point x contained in the interior of b for which the cardinality of $F^{-1}(x) \cap \sigma$ equals $\nu(b, \sigma)$. Note that $\nu(b, \sigma)$ may depend on the carrying map F , however we shall suppress this dependence in our notations.

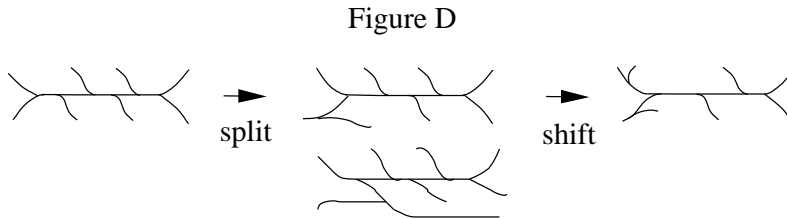
The following technical lemma shows that a train track $\sigma \in \mathcal{V}(\mathcal{TT})$ which is carried by a train track $\tau \in \mathcal{V}(\mathcal{TT})$ and is not carried by any split of τ can be shifted and isotoped to a train track σ' which is in standard position relative to τ . For its formulation, we have to introduce some more terminology.

Namely, let τ be any train track on S and let $\rho : [0, n] \rightarrow \tau$ be an embedded trainpath. For $i \in \{1, \dots, n-1\}$ the point $\rho(i)$ is a switch of τ contained in the interior of $\rho[0, n]$. Then there is a unique branch of τ which is incident on $\rho(i)$ and not contained in $\rho[0, n]$. We call $\rho(i)$ a *right switch* if this branch lies to the right of ρ with respect to the orientation of S and the orientation of ρ ; otherwise $\rho(i)$ is called a *left switch*. Moreover, the switch $\rho(i)$ is called *incoming* if the half-branch $\rho[i-1/2, i]$ is small at $\rho(i)$, and we call the switch $\rho(i)$ *outgoing* otherwise.

Define a *special trainpath* on a train track σ to be a trainpath $\rho : [0, 2k-1] \rightarrow \sigma$ of length $2k-1$ for some $k \geq 1$ with the following properties.

- (1) $\rho[0, 2k-1]$ is embedded in σ .
- (2) For each $j \leq k-1$ the branch $\rho[2j, 2j+1]$ is large and the branch $\rho[2j+1, 2j+2]$ is small.
- (3) With respect to the orientation of S and the orientation of ρ , right and left switches in $\rho[1, 2k-2]$ alternate.

The left part of Figure D shows a special trainpath of length 5. We have.



Lemma 4.1: *Let $\tau \in \mathcal{V}(\mathcal{TT})$ and let A be a foliated neighborhood of τ with collapsing map $F : A \rightarrow \tau$. Let $\sigma \in \mathcal{V}(\mathcal{TT})$ be contained in the interior of A and be transverse to the ties. Let e be a large branch of τ and let U be a standard neighborhood of e in τ . If σ is not carried by a split of τ at e , then σ can be shifted and isotoped to a train track $\sigma' \subset A$ with the following properties.*

- (1) σ' is transverse to the ties of A , and $\sigma' \cap F^{-1}(\tau - U) = \sigma \cap F^{-1}(\tau - U)$.
- (2) There is a standard neighborhood $V \subset U$ of e such that $F^{-1}(V) \cap \sigma'$ is the disjoint union of a standard neighborhood V' of a special trainpath ρ on σ' and a (possibly empty) collection of simple arcs not containing any switch of σ' . The set V' is mapped by F onto V .
- (3) $\nu(b, \sigma') \leq \nu(b, \sigma)$ for every branch b of τ .
- (4) If $\nu(e, \sigma) = 1$ then $F^{-1}(V) \cap \sigma'$ is a standard neighborhood of a single large branch in σ' .

Proof: Let $\tau \in \mathcal{V}(\mathcal{TT})$ and let A be a foliated neighborhood of τ with collapsing map $F : A \rightarrow \tau$. Let $\sigma \in \mathcal{V}(\mathcal{TT})$ be a complete train track which is contained in the interior of A and is transverse to the ties. Then σ is carried by τ with the restriction of F as a carrying map. We assume that no switch of σ is mapped by F to a switch of τ . Let e be a large branch of τ and assume that σ is not carried by a split of τ at e .

Let v be a switch of τ on which the large branch e is incident. The point v is contained in a unique complementary region of σ . Let $\gamma : [0, d] \rightarrow F^{-1}(e)$ be an embedded smooth arc issuing from $\gamma(0) = v$ which is transverse to the ties, disjoint from σ except possibly at its endpoint $\gamma(d)$ and whose image under F is of maximal length among all images of arcs with these properties.

We claim that $\gamma(d)$ is contained in the interior of $F^{-1}(e)$. Namely, let $v' \neq v$ be the second switch of τ on which e is incident. Since σ is contained in the interior of A and v' is contained in the boundary of A , in the case that $\gamma(d) \in F^{-1}(v')$ we may assume that $\gamma(d)$ is contained in the interior of $F^{-1}(v') - v' - \sigma$. Assume without loss of generality that the component of $F^{-1}(v') - v'$ containing $\gamma(d)$ is to the left of v' with respect to the orientation of S and an orientation of the branch e . The set $F^{-1}(e) - \gamma[0, d]$ consists of two connected components which contain the intersection of σ with $F^{-1}(e)$ in their interior. Thus there is no trainpath ρ on σ which is contained in $F^{-1}(e)$ and connects a point in the component of $F^{-1}(v) - v$ to the left of v to a point in $F^{-1}(v') - v'$ to the right of v' . But this just means that σ is carried by a split of τ at e which contradicts our assumption on σ . As a consequence, $w = \gamma(d)$ is a switch of σ contained in the interior of $F^{-1}(e)$.

Let U be a standard neighborhood of the branch e in τ , chosen in such a way that for every branch $b \neq e$ of τ there is a point $x \in b - U$ such that the cardinality of $F^{-1}(x) \cap \sigma$ equals $\nu(b, \sigma)$. Since σ is mapped by F onto τ , with respect to the orientation of S and the orientation of γ , for each point $u \in F(\gamma)$ there is a unique point $c(u) \in \sigma \cap F^{-1}(u)$ which is to the right of γ and which is closest to $\gamma \cap F^{-1}(u)$ with this property as measured along the arc $F^{-1}(u)$. Then $u \rightarrow c(u)$ is an embedded arc of class C^1 in σ which is disjoint from γ except at its endpoint. We can isotope σ by sliding the switches contained in the interior of this arc c

backward along c outside of the rectangle $F^{-1}(e)$. This isotopy can be chosen to be supported in $F^{-1}(U)$ and to be transverse to the ties. We proceed in the same way for an arc of class C^1 in σ which is to the left of γ and closest to γ in the above sense. Thus after deforming σ with an isotopy supported in $F^{-1}(U)$ we may assume that the branches of σ which are incident on w and small at w are mapped by F onto $F(\gamma)$. By construction, for every $u \in e$ this isotopy does not increase the cardinality of the intersection of σ with $F^{-1}(u)$; in particular, if $\nu(e, \sigma) = 1$ then the same is true for the isotoped train track.

Apply the above consideration to the second switch $v' \neq v$ of τ on which e is incident. We conclude that after modifying σ with a suitable isotopy supported in $F^{-1}(U)$ there is a switch w' of σ contained in the interior of $F^{-1}(e)$ and there is an embedded arc γ' in $F^{-1}(e)$ connecting v' to w' which is disjoint from σ except at its endpoint w' and with the property that each of the two branches of σ which are incident on w' and small at w' is mapped by F onto $F(\gamma')$.

Next we claim that there are two embedded arcs ν, ν' in $\sigma \cap F^{-1}(e)$ of class C^1 issuing from the switch w whose initial subsegment is the half-branch of σ which is incident on w and large at w and whose endpoints are contained in the two different components of $F^{-1}(v') - v'$. Namely, as before, if there is a component of $F^{-1}(v') - v'$ not containing any endpoint of an embedded arc of class C^1 on $\sigma \cap F^{-1}(e)$ issuing from w then the train track σ is carried by a split of τ at e . As a consequence, there is a connected component C of $F^{-1}(e) - (\nu \cup \nu')$ which contains the switch v' of τ . Then the switch w' of σ is contained in the closure of C , and every trainpath on σ issuing from w' which intersects $F^{-1}(v)$ necessarily intersects one of the arcs ν or ν' . Since the restriction of the differential dF of F to σ vanishes nowhere, this implies that there is an embedded trainpath ρ on σ which is entirely contained in $F^{-1}(e)$ and connects w to w' . This path ρ is an embedded trainpath on σ which begins and ends at a large half-branch and is mapped by F injectively onto the subarc of e connecting $F(w)$ to $F(w')$.

Recall the definition of right and left and incoming and outgoing switches along the trainpath ρ . Let v_1, \dots, v_k be the right switches along ρ and assume that there is an outgoing switch among the switches v_1, \dots, v_k . Let $i \in \{1, \dots, k\}$ be the smallest number with the property that v_i is outgoing. We claim that none of the switches v_j for $j > i$ is incoming. For this we assume to the contrary that for some $j > i$ the switch v_j is incoming. Now every subarc of a trainpath on σ which is entirely contained in $F^{-1}(e)$ is mapped C^1 -diffeomorphically onto a subarc of e by the map F . Let b_i, b_j be the branches of σ which are incident on v_i, v_j and whose interiors are disjoint from ρ . Then there is an embedded subarc of a trainpath on σ which begins at v_j , connects v_j to a point in $F^{-1}(v)$ and whose initial segment is contained in b_j . Similarly, there is an embedded subarc of a trainpath on σ which begins at v_i , connects v_i to a point in $F^{-1}(v')$ and whose initial segment is contained in b_i . Since v_i, v_j are both right switches along ρ , these arcs have to intersect in the interior of the rectangle $F^{-1}(e)$. However, σ does not have embedded bigons and hence this is impossible.

As a consequence, every branch of σ which is incident on a right incoming switch y contained in the interior of ρ can be moved by a sequence of shifts of σ backward along ρ past the switch w provided that none of the switches which is contained in ρ

and lies between w and y is a left outgoing switch. This modification can be chosen to be supported in $F^{-1}(U)$ and to be transverse to the ties and such that it does not increase the cardinality of $F^{-1}(u) \cap \sigma$ for any $u \in e$. A branch incident on a right outgoing switch y can be shifted forward along ρ past the switch w' provided that there is no left incoming switch which lies between y and w' along ρ . A similar argument for the left switches shows that σ can be shifted and isotoped within $F^{-1}(U)$ in such a way that the resulting train track η contains the trainpath ρ as a special trainpath. After modifying η with another isotopy we may assume that the connected component α of $\eta \cap F^{-1}(e)$ containing ρ is a standard neighborhood of ρ which is mapped by F onto e . By construction, for every branch b of τ we have $\nu(b, \eta) \leq \nu(b, \sigma)$ and therefore if $\nu(e, \sigma) = 1$ then $\nu(e, \eta) = 1$ and ρ consists of a single large branch in η .

Now if there is another connected component $\beta \neq \alpha$ in $F^{-1}(e) \cap \eta$, then β is contained in a connected component of $F^{-1}(e) - \alpha$ whose boundary intersects both $F^{-1}(v)$ and $F^{-1}(v')$. It is then immediate that we can isotope η to a train track η' which is transverse to the ties and has the property that every connected component of $\eta' \cap F^{-1}(e)$ which does not coincide with the standard neighborhood α of ρ is a single arc not containing any switches. Moreover, each of these isotopies can be chosen to be supported in $F^{-1}(U)$. This finishes the proof of our lemma. \square

The following observation is used to determine whether or not a given train track $\sigma \in \mathcal{V}(\mathcal{TT})$ which is carried by a train track $\tau \in \mathcal{V}(\mathcal{TT})$ is carried by a split of τ at a given large branch e .

Lemma 4.2: *Let A be a foliated neighborhood of a complete train track τ with collapsing map $F : A \rightarrow \tau$. Let $\sigma \in \mathcal{V}(\mathcal{TT})$ be contained in the interior of A and be transverse to the ties. Let e be a large branch of τ ; if $\nu(e, \sigma) = 1$ then σ is not carried by any split of τ at e .*

Proof: Let $\tau \in \mathcal{V}(\mathcal{TT})$ be a complete train track with foliated neighborhood A and collapsing map $F : A \rightarrow \tau$. Let $\sigma \in \mathcal{V}(\mathcal{TT})$ be a train track which is contained in the interior of A and is transverse to the ties. Let e be a large branch of τ and assume that $\nu(e, \sigma) = 1$. Since σ only has trivalent switches, there is a point x in the interior of e with the property that $F^{-1}(x)$ is a single point contained in the interior of a branch e' of σ .

We claim that the branch e' of σ is necessarily contained in $F^{-1}(e)$. Namely, otherwise there is a switch v of τ on which e is incident, and there is a branch a of τ which is incident on v and small at v and such that e' intersects the interior of $F^{-1}(a)$. If b is the second branch of τ which is incident on v and small at v , then no subarc of a trainpath ρ on σ whose image under F equals $b \cup e$ can intersect e' . On the other hand, since F maps σ onto τ , there is a trainpath on σ containing a subarc which is mapped by F onto $b \cup e$. Since $F^{-1}(x) \cap \sigma \subset e'$ this trainpath necessarily passes through e' which is a contradiction and shows that $e' \subset F^{-1}(e)$.

Let v', w' be the switches on which e' is incident. If the branch e' is *not* large, then it is small at one of the switches v', w' , say at the switch v' . There is a second branch b which is incident on v' and small at v' . Let $\rho : [0, u] \rightarrow \sigma \cap F^{-1}(e)$ be

an embedded arc of class C^1 of maximal length with $\rho(0) = v'$ and $\rho(s) \in b$ for all sufficiently small s . Then the point $F(\rho(u))$ is a switch of τ on which the branch e is incident. Since σ is transverse to the ties of A , for small $s > 0$ the arc $F\rho[0, s]$ is contained in $F(e')$. The path $\rho(0, u]$ is disjoint from e' and is transverse to the ties. Since e' is embedded in $F^{-1}(e)$, we have $F\rho[0, u] \supset F e'$ and therefore for each point y in the interior of e' the cardinality of $F^{-1}(F(y)) \cap \sigma$ is at least 2. This contradicts our assumption on e' .

As a consequence, e' is necessarily a large branch. Moreover, if a is a branch in τ which is incident and small on a switch v on which the branch e is incident, then there is an embedded subarc of a trainpath on σ which contains e' in its interior and is mapped by F onto $a \cup e$. But then σ is not carried by any split of τ at e . This shows the lemma. \square

Call two train tracks $\tau, \sigma \in \mathcal{V}(\mathcal{TT})$ *shift equivalent* if σ can be obtained from τ by a sequence of shifts. This clearly defines an equivalence relation on $\mathcal{V}(\mathcal{TT})$. The number of points in each equivalence class is bounded from above by a universal constant only depending on the topological type of the surface S . The following lemma characterizes train tracks $\sigma \in \mathcal{V}(\mathcal{TT})$ which are shift equivalent to a train track $\tau \in \mathcal{V}(\mathcal{TT})$.

Lemma 4.3: *Let $\tau \in \mathcal{V}(\mathcal{TT})$ and let A be a foliated neighborhood of τ with collapsing map $F : A \rightarrow \tau$. Let $\sigma \in \mathcal{V}(\mathcal{TT})$ be contained in the interior of A and be transverse to the ties. If $\nu(e, \sigma) = 1$ for every large branch e of τ , then σ is shift equivalent to τ .*

Proof: Let $\tau \in \mathcal{V}(\mathcal{TT})$ and let $\sigma \in \mathcal{V}(\mathcal{TT})$ be a train track which is carried by τ . Let A be a foliated neighborhood of τ with collapsing map $F : A \rightarrow \tau$ which contains σ in its interior and such that σ is transverse to the ties. Assume that no switch of σ is mapped by F to a switch of τ and that $\nu(e, \sigma) = 1$ for every large branch of τ ; we have to show that σ is shift equivalent to τ .

By Lemma 4.2 and Lemma 4.1, after modifying σ by a sequence of shifts and an isotopy we may assume that for every large branch e of τ there is a standard neighborhood U of e such that $F^{-1}(U) \cap \sigma$ is a standard neighborhood of a large branch in σ .

Following [PH92], define a large one-way trainpath on τ to be a trainpath $\rho : [0, m] \rightarrow \tau$ such that $\rho[0, 1/2]$ and $\rho[m - 1/2, m]$ are large half-branches and that for every $i < m$ the half-branch $\rho[i - 1/2, i]$ is small. Every switch v in τ is the starting point of a unique one-way large trainpath, and this path is embedded. Define the *height* $h(v)$ of a switch v of τ to be the length of the large one-way trainpath starting at v . The switches of height 1 are precisely the switches on which a large branch is incident.

Write $\sigma_0 = \sigma$. We construct inductively for each $m \geq 1$ a train track σ_m which can be connected to σ_{m-1} by a sequence of shifts and an isotopy and with the following properties.

- (1) σ_m is contained in A and is transverse to the ties, and no switch of σ_m is mapped by F to a switch of τ .
- (2) Every large one-way trainpath ρ on τ of length at most m admits a standard neighborhood U with the property that $F^{-1}(U)$ is a standard neighborhood V of a large one-way trainpath $b(\rho)$ in σ_m which is isotopic to ρ .

The train track σ_1 was constructed in the proof of Lemma 4.1. Assume that for some $m - 1 \geq 1$ we constructed our train track σ_{m-1} . Let v be a switch in τ of height m and let $\rho : [0, m] \rightarrow \tau$ be the large one-way trainpath issuing from v . As in the proof of Lemma 4.1, let $\gamma : [0, s] \rightarrow A$ be a smooth arc which is transverse to the ties, emanates from v and is disjoint from σ_{m-1} except possibly at its endpoint $\gamma(s)$. We choose γ in such a way that it is contained in $F^{-1}(\rho)$ and that the length of its projection to $\rho[0, m] \subset \tau$ is maximal among all arcs with these properties.

We claim that γ is contained in $F^{-1}(\rho[0, 1])$. For this assume to the contrary that this is not the case. Then there is a point $u \leq s$ such that $\gamma(u)$ is contained in the singular tie $F^{-1}(\rho(1))$. Then $\gamma(u)$ can not be a switch of σ_{m-1} and hence $\gamma(u)$ is disjoint from σ_{m-1} . Since the height of v equals $m \geq 2$, $\rho[0, 1]$ is a mixed branch in τ and therefore the switch $\rho(1)$ divides the tie $F^{-1}(\rho(1))$ into two closed connected subarcs with intersection $\{\rho(1)\}$, where one of the subarcs is the intersection of $F^{-1}(\rho(1))$ with the boundary of the rectangle $F^{-1}(\rho[0, 1])$; we denote this arc by c . Since σ_{m-1} is contained in the interior of the foliated neighborhood A of τ and $\gamma(u) \in c$, via possibly modifying γ by an isotopy we may assume that $\gamma(u)$ is contained in the interior of c . Now F maps σ_{m-1} onto τ and hence with respect to the orientation of S and the orientation of γ there is a point y in $\sigma_{m-1} \cap c$ to the right of $\gamma(u)$, and there is a point $z \neq y$ in $\sigma_{m-1} \cap c$ to the left of $\gamma(u)$. However, by our induction hypothesis the intersection of σ_{m-1} with c is a single point and hence we arrive at a contradiction. Thus the arc γ is indeed contained in $F^{-1}(\rho[0, 1])$.

As a consequence, the arc γ terminates at a switch w of σ_{m-1} which is contained in the interior of $F^{-1}(\rho[0, 1])$. As in the proof of Lemma 4.1, we can modify σ_{m-1} by an isotopy in such a way that for the resulting train track, again denoted by σ_{m-1} , there are two small half-branches which are incident on w and are mapped by F onto $F(\gamma)$.

Let $\xi : [0, n] \rightarrow \sigma_{m-1}$ be the large one-way trainpath issuing from the switch w . Since σ_{m-1} is transverse to the ties of A and its intersection with the boundary component c of the rectangle $F^{-1}(\rho[0, 1])$ consists of a unique point, the arc $\xi[0, n]$ can not be contained in $F^{-1}(\rho[0, 1])$. Then there is a minimal number $t > 0$ such that $\xi(t) \in c$. If $\ell \geq 0$ is the nonnegative integer such that $t \in [\ell, \ell + 1)$, then for $0 < i \leq \ell$ the half-branch $\xi[i - 1/2, i]$ is small. Thus as in the proof of Lemma 4.1, we can modify σ_{m-1} by a sequence of shifts and an isotopy in such a way that in the modified train track σ' the arc $\xi[0, \ell + 1]$ consists of a unique branch. Moreover, there is a standard neighborhood W of the trainpath ρ in τ with the property that $F^{-1}(\rho) \cap \sigma'$ is a standard neighborhood of a large trainpath on σ' which is isotopic to W .

We can now repeat this construction for all large one-way trainpaths on τ of length m . The resulting train track σ_m satisfies properties 1) and 2) above for m .

If m_0 denotes the maximal height of any large trainpath on τ , then after m_0 steps we obtain a train track σ_{m_0} which can be connected to σ by a sequence of shifts and an isotopy, is contained in A and transverse to the ties. Let $B \subset \tau$ be a closed subset which we obtain from τ by removing from each small branch b of τ an open subset whose closure is contained in the interior of b . By construction, the train track σ_{m_0} contains a closed subset D which is isotopic to B and coincides with $F^{-1}(B) \cap \sigma_{m_0}$. Since σ_{m_0} and τ are both complete, they have the same number of switches. Thus every switch of σ_{m_0} is contained in D and therefore σ_{m_0} is isotopic to τ . This finishes the proof of the lemma. \square

For train tracks $\sigma \prec \tau$ and a branch b in τ we denote again by $\nu(b, \sigma)$ the minimal cardinality of the preimage of a point in b under some carrying map $\sigma \rightarrow \tau$. In the sequel, our carrying maps will either be constructed explicitly or their choice will be clear from our assumptions. As before, we suppress the dependence of these numbers on the choice of our carrying map in our notation.

Recall that if a train track τ' can be obtained from a train track τ by a single split at a large branch, then there is a natural bijection $\varphi(\tau, \tau')$ of the branches of τ onto the branches of τ' . The next lemma is an analog of Lemma 4.1 for train tracks $\sigma \prec \tau$ where σ is carried by a split of τ .

Lemma 4.4: *Let $\tau \in \mathcal{V}(\mathcal{TT})$ and let A be a foliated neighborhood of τ with collapsing map $F : A \rightarrow \tau$. Let $\sigma \in \mathcal{V}(\mathcal{TT})$ be contained in the interior of A and be transverse to the ties. Let e be a large branch of τ ; if σ is carried by a split τ' of τ at e , then σ can be shifted and isotoped to a train track $\sigma' \subset A$ with the following properties.*

- (1) σ' is transverse to the ties of A , and $\sigma' \cap F^{-1}(\tau - U) = \sigma \cap F^{-1}(\tau - U)$.
- (2) There is a foliated neighborhood $A' \subset A$ of τ' with collapsing map $F' : A' \rightarrow \tau'$ such that σ' is transverse to the ties of A' and such that $\nu(\varphi(\tau, \tau')b, \sigma') \leq \nu(b, \sigma)$ for every branch b of τ .

Proof: Let $\sigma \in \mathcal{V}(\mathcal{TT})$ be an arbitrary complete train track which is carried by a train track $\tau \in \mathcal{V}(\mathcal{TT})$. Let A be a foliated neighborhood of τ with collapsing map $F : A \rightarrow \tau$. Assume that σ is contained in the interior of A and is transverse to the ties. Assume moreover that the image under the map F of each switch of σ is contained in the interior of a branch of τ . For a branch b of τ we let $\nu(b, \sigma)$ be the minimal cardinality of $F^{-1}(x) \cap \sigma$ where x varies over the points in b .

Let e be a large branch of τ and assume that σ is carried by a split of τ at e . Choose a standard neighborhood U of e in τ such that for every branch $b \neq e$ of τ there is a point $x \in b - U$ such that the cardinality of $F^{-1}(x) \cap \sigma$ equals $\nu(b, \sigma)$. Write $e' = \varphi(\tau, \tau')(e)$.

Let v, w be the switches of τ on which the branch e is incident. Orient the branch e in such a way that this orientation determines a path from v to w . The orientation of e and the orientation of S determine the components of $F^{-1}(U) - \tau$ to the right and to the left of e . Let x be a point in the interior of e such that the cardinality of $F^{-1}(x) \cap \sigma$ equals $k = \nu(e, \sigma)$. Orient the connected arc $F^{-1}(x) = \alpha$

in such a way that it passes from the left to the right component of $F^{-1}(U) - \tau$. Since all switches of σ are trivalent by assumption, we may assume that each of the k points of $\alpha \cap \sigma$ is contained in the interior of a branch of σ . Denote these intersection points by y_1, \dots, y_k , in consecutive order along the arc α .

Let e_0 be the half-branch of e with endpoints v, x . As in the proof of Lemma 4.1, let $\gamma : [0, d] \rightarrow F^{-1}(e_0)$ be an embedded smooth arc issuing from the switch v which is transverse to the ties, disjoint from σ except possibly at its endpoint $\gamma(d)$ and whose image under F is of maximal length among all images of arcs with these properties. Similarly, let e_1 be the half-branch of e with endpoints x, w and choose a path $\delta : [0, q] \rightarrow F^{-1}(e_1)$ issuing from the switch w which is transverse to the ties, disjoint from σ except possibly at its endpoint $\delta(q)$ and whose image under F is of maximal length among all images of arcs with these properties.

Consider first the case that $\gamma(d) \in F^{-1}(x), \delta(q) \in F^{-1}(x)$. Let α_0 be the subarc of α with endpoints $\gamma(d), \delta(q)$. Since σ is maximal, it is not carried by the train track which we obtain from τ' by removing the diagonal of the split and therefore there are numbers $1 < i \leq j < k$ such that $\alpha_0 \cap \{y_1, \dots, y_k\} = \{y_i, \dots, y_j\}$. The complement of a suitably chosen small neighborhood of $\gamma[0, d], \delta[0, q]$ in the foliated neighborhood A of τ is a foliated neighborhood A' of the split track τ' . The corresponding collapsing map $F' : A' \rightarrow \tau'$ coincides with F on $A - F^{-1}(U) \subset A'$ and is such that the preimage of some point x' in the interior of the branch e' consists of the points y_i, \dots, y_j . In other words, we have $\nu(e', \sigma) \leq \nu(e, \sigma) - 2$ and $\nu(b, \sigma) = \nu(\varphi(\tau, \tau')b, \sigma)$ for every branch $b \neq e$ of τ and our lemma follows.

If $\gamma(d)$ is contained in the interior of $F^{-1}(e_0)$, then it follows as in the proof of Lemma 4.1 that $\gamma(d)$ is necessarily a switch of σ . Let \hat{b} be the half-branch of σ which is incident on $\gamma(d)$ and large at $\gamma(d)$; we may assume that \hat{b} is contained in $F^{-1}(e) - F^{-1}(F\gamma[0, d])$. Since σ is carried by a split of τ at e , one component of $F^{-1}(w) - w$, say the component c_r to the right of e with respect to our orientations, contains the first intersection point with the arc $F^{-1}(w)$ of every trainpath ρ on σ issuing from $\gamma(d)$ and whose initial segment maps onto the half-branch \hat{b} .

Define the *left* trainpath $\rho : [0, \infty) \rightarrow \sigma$ on σ determined by the half-branch \hat{b} inductively as follows. We require that $\rho[0, 1/2]$ is the half-branch \hat{b} . If $\rho[0, m]$ has been defined for some $m \geq 1$ and if the half-branch $\rho[m - 1/2, m]$ is large at $\rho(m)$, then with respect to the orientation of $\rho[m - 1, m]$ given by its parametrization, the half-branch $\rho[m, m + 1/2]$ is the left half-branch which is incident on $\rho(m)$ and small at $\rho(m)$ (i.e. the switch $\rho(m)$ is a right switch along ρ). The trainpath ρ has a first intersection point $\rho(u)$ with the arc $\alpha = F^{-1}(x)$; let $i \geq 2$ be such that this intersection point equals y_i (note that the case $i = 1$ is excluded since otherwise the first intersection point with $F^{-1}(w)$ of every trainpath on σ whose image under F is the half-branch e_1 of e is contained in c_r).

Let z_1, \dots, z_s be the switches of σ contained in $\rho[0, u]$ with $z_1 = \gamma(d) = \rho(0)$ and in consecutive order. As in the beginning of this section, we distinguish incoming and outgoing and left and right switches along ρ . By definition of a left trainpath, there are no left outgoing switches along ρ . Since $\rho[0, u]$ is contained in $F^{-1}(e)$ and is transverse to the ties, the arguments in the proof of Lemma 4.1 show that

if for some $j \leq s$ the switch z_j is right incoming, then for no $r < j$ the switch z_r is right outgoing. As in the proof of Lemma 4.1 we conclude that we can modify σ with a sequence of shifts and an isotopy supported in the interior of $F^{-1}(U - e_1)$ in such a way that in the modified train track $\tilde{\sigma}$ the trainpath $\tilde{\rho}$ corresponding to ρ intersects $F^{-1}(e_0)$ in a subpath of a special trainpath. Thus if $\tilde{u} > 0$ is such that $\tilde{\rho}(\tilde{u}) = \rho(u) \in F^{-1}(x)$ and if $\tilde{z}_1, \dots, \tilde{z}_p$ are the switches of $\tilde{\sigma}$ contained in $\tilde{\rho}[0, \tilde{u}]$ in consecutive order beginning with the switch $\tilde{z}_1 = z_1 = \tilde{\rho}(0)$, then the switches \tilde{z}_{2j} are right outgoing and the switches \tilde{z}_{2j+1} left incoming ($1 \leq j \leq [p/2]$). In particular, the number of left incoming switches is not bigger than the number of right outgoing switches (we do not count the switch \tilde{z}_1). For every $j \leq [p/2]$, a trainpath ζ_j on $\tilde{\sigma}$ whose initial segment is the half-branch incident on \tilde{z}_{2j} which is not contained in $\tilde{\rho}$ has a first intersection point q_j with $F^{-1}(x)$. Since $\tilde{\sigma}$ does not have embedded bigons, these $[p/2]$ intersection points are pairwise distinct and contained in the set $\{y_\ell \mid i+1 \leq \ell \leq k\}$.

Modify $\tilde{\sigma}$ with an isotopy supported in $F^{-1}(e)$ as follows. Let a_ℓ, a_r be the branches of $\tilde{\sigma}$ which are incident on \tilde{z}_1 and small at \tilde{z}_1 and such that a_r is to the right of a_ℓ with respect to the orientation of e . Glide a standard neighborhood of the embedded arc $\tilde{\rho}[0, \tilde{u}]$ in $\tilde{\sigma}$ forward with an isotopy transverse to the ties of A so that in the isotoped train track, again denoted by $\tilde{\sigma}$, the arc $F^{-1}(x)$ intersects each of the branches a_r, a_ℓ in a single interior point. By our above consideration, the isotoped train track intersects $F^{-1}(x)$ in at most $k+1$ points. Namely, in the isotoped train track the trainpaths ζ_j ($j \leq [p/2]$) are mapped by the carrying map F into e_1 . On the other hand, the arc $F^{-1}(x)$ intersects each of the branches of $\tilde{\sigma}$ which is a left neighbor of $\tilde{\rho}$ at one of the switches \tilde{z}_{2j+1} ($j \leq [p/2]$) in an interior point. Moreover, there is an embedded arc $\tilde{\gamma}$ in $F^{-1}(e)$ which is transverse to the ties, is disjoint from $\tilde{\sigma}$ and which connects v to $F^{-1}(x)$. The same procedure, applied to the traintrack $\tilde{\sigma}$ and the arc δ issuing from the switch w of τ , yields a train track σ' which is shift equivalent to σ , which is embedded in A and is transverse to the ties. The train track $\tilde{\sigma}$ intersects $F^{-1}(x)$ in at most $k+2$ points and is such that both switches v, w of τ can be connected to $F^{-1}(x)$ by an embedded arc in A which is transverse to the ties and which is disjoint from σ' . Together with the first part of our proof, this shows that $\nu(\varphi(\tau, \tau')b, \sigma') \leq \nu(b, \sigma)$ for every branch b of τ and finishes the proof of the lemma. \square

The following lemma establishes a quantitative relation between splitting and carrying. For its formulation, define a *splitting and shifting sequence* to be a sequence $\{\eta(i)\}_i \subset \mathcal{V}(\mathcal{TT})$ with the property that for every i the train track $\eta(i+1)$ can be obtained from a train track which is shift equivalent to $\eta(i)$ by a single split.

Lemma 4.5: *There is a number $q_1 > 0$ with the following property. Let $\sigma \prec \tau \in \mathcal{V}(\mathcal{TT})$, let λ be a complete geodesic lamination which is carried by σ and let τ' be the train track which is obtained from τ by a λ -split at a large branch e . Then there is a train track σ' which carries λ , which can be obtained from σ by a splitting and shifting sequence of length at most q_1 , which is carried by τ' and which is such that $\nu(\varphi(\tau, \tau')b, \sigma') \leq \nu(b, \sigma)$ for every branch b of τ .*

Proof: Let $\sigma \in \mathcal{V}(\mathcal{TT})$ be an arbitrary complete train track which is carried by a train track $\tau \in \mathcal{V}(\mathcal{TT})$. Let A be a foliated neighborhood of τ with collapsing map $F : A \rightarrow \tau$. Assume that σ is contained in the interior of A and is transverse to the ties. Assume moreover that the image under the map F of each switch of σ is contained in the interior of a branch of τ . Let e be a large branch of τ . If σ is carried by a split τ' of τ at e then by Lemma 4.4 there is a train track σ' which is shift equivalent to σ and has the properties stated in the lemma.

If σ is not carried by the λ -split of τ at e then by Lemma 4.1, after modifying σ by a sequence of shifts and an isotopy there is a standard neighborhood U of the branch e in τ such that the set $F^{-1}(U) \cap \sigma$ is the union of a special trainpath ρ and a collection of simple arcs. If the length of the trainpath ρ equals one, i.e. if the image of ρ is a single large branch h in σ , then the train track σ' which is obtained from σ by the λ -split at h is carried by the train track τ' which can be obtained from τ by the λ -split at e . We may assume that the train track σ' is embedded in a foliated neighborhood A' of τ' and is transverse to the ties. We have $\nu(\varphi(\tau, \tau')e, \sigma') = 1$, moreover $\nu(\varphi(\tau, \tau')a, \sigma') \leq \nu(a, \sigma)$ for every branch a in τ . In other words, our train tracks τ', σ' satisfy the requirements in the lemma.

If the length $2k - 1$ of the special trainpath ρ is bigger than one, then $\rho[0, 1]$ is a large branch. Let σ_1 be the train track which is obtained from σ by a single λ -split at $\rho[0, 1]$. We may assume that σ_1 is contained in the foliated neighborhood A of τ , is transverse to the ties and is such that its intersection with $A - F^{-1}(U)$ coincides with σ . In particular, we have $\nu(b, \sigma_1) \leq \nu(b, \sigma)$ for every branch $b \neq e$ of τ . Moreover, as shown in Figure D, there are two possibilities depending on whether the λ -split of σ at $\rho[0, 1]$ is a right or a left split.

In the first case, shown in the bottom line of Figure D, σ_1 is carried by a split τ' of τ at e . If we write $e' = \varphi(\tau, \tau')e$ for the diagonal of the split in the train track τ' then there is a foliated neighborhood A' of τ' such that σ_1 is contained in the interior of A' and is transverse to the ties. The preimage of e' under the collapsing map $F' : A' \rightarrow \tau'$ is the disjoint union of $k \leq \nu(e, \sigma)$ simple arcs. In particular, we have $\nu(\varphi(\tau, \tau')b, \sigma_1) \leq \nu(b, \sigma)$ for every branch b of τ . Again our lemma follows with $\sigma' = \sigma_1$.

In the second case, shown in the top line of Figure D, σ_1 can be shifted to a train track σ_2 which coincides with σ in $A - F^{-1}(U)$ and is such that there is a standard neighborhood $V \subset U$ of e in τ with the property that the intersection of σ_2 with $F^{-1}(V)$ consists of a special trainpath of length $2k - 3$ and a collection of simple arcs. For every branch b of τ we have $\nu(b, \sigma_2) \leq \nu(b, \sigma)$. Repeat this procedure with the train tracks τ and σ_2 . After at most k steps, i.e. after modifying σ with a splitting and shifting sequence of length at most k , we obtain a train track σ' as above which carries λ and which is carried by the λ -split τ' of τ at e . The train tracks τ', σ' have the properties stated in the lemma. \square

As a corollary, we obtain the main technical result of this section.

Corollary 4.6: *For every $k > 0$ there is a number $\ell(k) > 0$ with the following properties. Let $\sigma \prec \tau \in \mathcal{V}(\mathcal{TT})$ and assume that the distance in \mathcal{TT} between τ*

and σ is at most k . Let λ be a complete geodesic lamination carried by σ and let $\tau' \in \mathcal{V}(\mathcal{TT})$ be a train track which carries λ and which can be obtained from τ by a splitting sequence; then there is a train track σ' which carries λ , which is carried by both σ and τ' and whose distance to τ' is at most $\ell(k)$.

Proof: For every $k > 0$ there are only finitely many orbits under the action of the mapping class group of pairs $(\tau, \sigma) \in \mathcal{V}(\mathcal{TT}) \times \mathcal{V}(\mathcal{TT})$ such that σ is carried by τ and that the distance between τ and σ is at most k . Thus by invariance under the action of the mapping class group there is a number $s(k) > 0$ such that for every such pair of train tracks (τ, σ) there is a carrying map $\sigma \rightarrow \tau$ which satisfies $\nu(b, \sigma) \leq s(k)$ for every branch b of τ .

Let $\lambda \in \mathcal{CL}$ be a complete geodesic lamination which is carried by σ and let τ' be a train track which is obtained from τ by a sequence of λ -splits. By our above remark and an inductive application of Lemma 4.4 and Lemma 4.5, there is a train track σ' which carries λ , which is carried by both τ', σ and which is such that $\nu(b, \sigma') \leq s(k)$ for every branch b of τ' .

Let $\mathcal{E} \subset \mathcal{V}(\mathcal{TT})$ be a fundamental domain for the action of $\mathcal{M}(S)$ on $\mathcal{V}(\mathcal{TT})$. Then \mathcal{E} contains only finitely many points. Since each of the train tracks $\eta \in \mathcal{E}$ is complete, it carries a uniquely ergodic minimal and maximal geodesic lamination λ . Let $c(\eta)$ be a *vertex cycle* on η , i.e. c is a simple closed curve carried by η whose corresponding counting measure on η , i.e. the measure which associates to a branch b of η the number of connected components of the preimage of b under a carrying map $c \rightarrow \eta$, is an extreme point in the space of all transverse measures on η . Then $c(\eta)$ and λ fill up S , and if $d(\eta)$ is any simple closed curve which is carried by η and which is sufficiently close to λ in the Hausdorff topology, then the curves $c(\eta), d(\eta)$ fill up S as well. This means that $c(\eta), d(\eta)$ decompose S into topological discs and once punctured topological discs. For $\varphi \in \mathcal{M}(S)$ and $\eta \in \mathcal{E}$ write $c(\varphi\eta) = \varphi(c(\eta)), d(\varphi\eta) = \varphi(d(\eta))$.

If $\sigma' \prec \tau'$ are as above then the curves $c(\sigma'), d(\sigma')$ are carried by τ' , moreover $\nu(b, \sigma') \leq s(k)$ for every branch b of τ' . Therefore there is a constant $a > 0$ only depending on k and the topological type of S which bounds from above the total mass of a counting measure on τ' which is defined by the curves $c(\sigma'), d(\sigma')$. As a consequence, the intersection numbers between the curves $c(\tau'), d(\tau')$ and $c(\sigma'), d(\sigma')$ are bounded from above by a universal constant $\kappa > 0$ [H05a]. As a consequence, the length of the curves $c(\sigma'), d(\sigma')$ in the singular euclidean metric of area one on S defined by the filling curves $c(\tau'), d(\tau')$ is bounded from above by a universal constant. By invariance under the action of the mapping class group this means that the number of such curves is bounded from above by a universal constant not depending on τ' . Then the piecewise euclidean metrics on S defined by $c(\tau'), d(\tau')$ and $c(\sigma'), d(\sigma')$ are uniformly bilipschitz equivalent; since these metrics are also uniformly bilipschitz equivalent to a hyperbolic metric on S whose injectivity radius is bounded from below by a universal constant, if $\varphi, \psi \in \mathcal{M}(S)$ are such that $\tau' \in \varphi(\mathcal{E}), \sigma' \in \psi(\mathcal{E})$ then the distance in $\mathcal{M}(S)$ between φ and ψ is uniformly bounded. As a consequence, the distance in \mathcal{TT} between our train tracks τ', σ' is uniformly bounded as well. This shows the corollary. \square

5. FLAT STRIPS

In this section we have a closer look at splitting sequences. We begin with showing that a splitting sequence connecting a train track $\tau \in \mathcal{TT}$ to a train track σ is unique “up to order”. For a precise formulation, for a complete train track $\tau \in \mathcal{V}(\mathcal{TT})$ and a complete geodesic lamination $\lambda \in \mathcal{CL}$ which is carried by τ define the *flat strip* $E(\tau, \lambda) \subset \mathcal{TT}$ to be the full subgraph of \mathcal{TT} whose vertices consist of all complete train tracks which can be obtained from τ by any λ -splitting sequence, i.e. by a sequence of λ -splits. By construction, $E(\tau, \lambda)$ is a connected subgraph of \mathcal{TT} and hence it can be equipped with an intrinsic metric.

Let $n > 0$ be the number of branches of a complete train track on S . Let e_1, \dots, e_n be the standard basis of \mathbb{R}^n . Define a *cubical graph* in \mathbb{R}^n to be an embedded graph whose vertices are points with integer coordinates (i.e. points contained in \mathbb{Z}^n) and whose edges are line segments of length one connecting two of these vertices v_1, v_2 with $v_1 - v_2 = \pm e_i$ for some $i \leq n$. Note that each such edge has a natural direction. By a *permutation* of \mathbb{R}^n we mean a linear isometry which induces a permutation of the standard basis. An *integral translation* is a translation in \mathbb{R}^n by a vector of \mathbb{Z}^n . Recall that the edges in the train track complex also are equipped with a natural direction. We have.

Lemma 5.1: *For every flat strip $E(\tau, \lambda) \subset \mathcal{TT}$ there is an isometry Φ of $E(\tau, \lambda)$ onto a cubical graph in \mathbb{R}^n which maps any splitting sequence in $E(\tau, \lambda)$ to a directed edge-path in $\Phi(E(\tau, \lambda))$. The map Φ is uniquely determined by τ and λ up to a permutation and integral translation.*

Proof: Let $\lambda \in \mathcal{CL}$, let $\tau \in \mathcal{V}(\mathcal{TT})$ be a train track which carries λ , let $\sigma \in E(\tau, \lambda)$ and let e be a large branch in τ . Note that if τ' is obtained from τ by a split at a large branch $e' \neq e$ then the branch in τ' corresponding to e under the natural identification of the branches of τ with the branches of τ' is large. In other words, e can be viewed as a large branch in τ' . We claim that whether or not a splitting sequence connecting τ to σ contains a split at the large branch e only depends on σ but not on the choice of the splitting sequence.

For this note first that σ is carried by τ . For a large branch e of τ we define $\nu(e, \sigma)$ to be the minimal cardinality of the preimage of a point x in the interior of e under *any* carrying map $F : \sigma \rightarrow \tau$ (note that this notation is slightly different from the one used in Section 4). Let τ' be obtained from τ by a λ -split at a large branch $e' \neq e$ and assume that τ' is splittable to σ . Then τ' carries σ , and e is a large branch in τ' . Let $\nu'(e, \sigma)$ be the minimal cardinality of the preimage of a point x in the interior of e under *any* carrying map $\sigma \rightarrow \tau'$; we claim that $\nu'(e, \sigma) \geq \nu(e, \sigma)$.

To see this simply observe that there are disjoint neighborhoods U' of e' and U of e in S and a carrying map $G : \tau' \rightarrow \tau$ which equals the identity outside U' and maps the switches of τ' to the switches of τ . Every carrying map $F' : \sigma \rightarrow \tau'$ can be composed with G to a carrying map $G \circ F' : \sigma \rightarrow \tau$. For a point x in the interior of e the cardinality of the preimage of x under the carrying map $G \circ F' : \sigma \rightarrow \tau$ coincides with the cardinality of the preimage of x under the carrying map $F' : \sigma \rightarrow \tau'$. Thus we have $\nu(e, \sigma) \leq \nu'(e, \sigma)$.

As a consequence, if $e \subset \tau$ is a large branch with $\nu(e, \sigma) \geq 2$, then every splitting sequence connecting τ to σ has to contain a split at e , and the choice of a right or left split is determined by the requirement that the split track carries λ . On the other hand, if $\nu(e, \sigma) = 1$ then by Lemma 4.2, σ is not carried by a split at e . Thus whether or not a splitting sequence connecting τ to σ contains a split at e is independent of the splitting sequence.

As above, let n be the number of branches of a complete train track on S and denote by e_1, \dots, e_n the standard basis of \mathbb{R}^n . Number the branches of τ in an arbitrary way and choose any point $q \in \mathbb{Z}^n$. Note that this numbering induces a natural numbering of the branches on any train track which can be obtained from τ by a single split. Let $\alpha : [0, \infty) \rightarrow E(\tau, \lambda)$ be any continuous map such that $\alpha(0) = \tau$ and that for every $i \geq 1$, $\alpha[i-1, i]$ is a directed edge in $E(\tau, \lambda)$. We call such an arc a *splitting arc*. Define a map $\Phi_\alpha : \alpha[0, \infty) \rightarrow \mathbb{R}^n$ inductively as follows. Let $\Phi_\alpha(\tau) = q$ and assume by induction that Φ_α has been defined on $\alpha[0, \ell-1]$ for some $\ell \geq 1$. Let $p \leq n$ be the number of the large branch e of $\alpha(\ell-1)$ induced from the numbering of the branches of τ via α so that $\alpha(\ell)$ is obtained from $\alpha(\ell-1)$ by a single λ -split at e . Define $\Phi_\alpha(\alpha[\ell-1, \ell])$ to be the line segment in \mathbb{R}^n connecting $\Phi_\alpha(\alpha(\ell-1))$ to $\Phi_\alpha(\alpha(\ell-1)) + e_p$. In this way we obtain for every splitting arc $\alpha : [0, \infty) \rightarrow E(\tau, \lambda)$ a map $\Phi_\alpha : \alpha[0, \infty) \rightarrow \mathbb{R}^n$.

We claim that for every train track $\tau \in \mathcal{V}(\mathcal{TT})$, for every complete geodesic lamination $\lambda \in \mathcal{CL}$ carried by τ , for every $\sigma \in E(\tau, \lambda)$ and for every splitting arc $\alpha : [0, \infty) \rightarrow E(\tau, \lambda)$ issuing from $\alpha(0) = \tau$ and passing through $\alpha(\ell) = \sigma$, the image of σ under the map Φ_α which is determined as above by a numbering of the branches of τ , a point $q \in \mathbb{Z}^n$ and by α is in fact independent of the splitting arc α connecting τ to σ . For this we proceed by induction on the length of the *shortest* splitting arc connecting τ to σ . The case that this length vanishes is trivial, so assume that for some $k \geq 1$ the above claim holds for all τ, λ and all $\sigma \in E(\tau, \lambda)$ which can be obtained from τ by a splitting arc of length at most $k-1$. Let $\sigma \in E(\tau, \lambda)$ be such that there is a splitting arc $\alpha : [0, k] \rightarrow E(\tau, \lambda)$ of length k connecting τ to σ and let $\beta : [0, p] \rightarrow E(\tau, \lambda)$ be a splitting arc connecting τ to σ of length $p \geq k$. For a fixed choice of a numbering of the branches of τ and a fixed point $q \in \mathbb{Z}^n$ these splitting arcs then determine maps $\Phi_\alpha : \alpha[0, k] \rightarrow \mathbb{R}^n, \Phi_\beta : \beta[0, p] \rightarrow \mathbb{R}^n$ with $\Phi_\alpha(\tau) = \Phi_\beta(\tau) = q$. Let $b \subset \tau$ be the large branch with the property that $\alpha(1)$ is obtained from τ by a split at b . Let $s \leq n$ be the number of b with respect to our numbering of the branches of τ ; then $\Phi_\alpha(\alpha(1)) = q + e_s$. By our above consideration, the splitting sequence $\{\beta(j)\}_{0 \leq j \leq p}$ also contains a split at the branch b . If this is the j -th split in this splitting sequence, then the first $j-1$ splits of the sequence commute with the split at b . Let $\beta' : [0, p] \rightarrow E(\tau, \lambda)$ be the splitting arc which we obtain from β by exchanging the orders of the first j splits in such a way that the first split for β' is the λ -split at b and that for every $i \leq j-1$ the train track $\beta'(i+1)$ can be obtained from $\beta(i)$ by a λ -split at b . This splitting arc then determines a map $\Phi_{\beta'} : \beta'[0, p] \rightarrow \mathbb{R}^n$. By construction of the maps $\Phi_\beta, \Phi_{\beta'}$ we have $\Phi_\beta(\beta(j)) = \Phi_{\beta'}(\beta'(j))$ and $\Phi_\beta(\sigma) = \Phi_{\beta'}(\sigma)$, moreover $\alpha(1) = \beta'(1)$ and hence $\Phi_\alpha(\alpha(1)) = \Phi_{\beta'}(\beta'(1))$. Therefore we can apply our induction hypothesis to the splitting arcs $\alpha[1, k]$ and $\beta'[1, p]$ issuing from $\alpha(1)$, the numbering of the branches of $\alpha(1)$ inherited from the numbering of the branches of τ and the point

$\Phi_\alpha(\alpha(1)) = q + e_s \in \mathbb{Z}^n$ to conclude that the images of σ under the maps Φ_α and Φ_β coincide.

By induction, our above construction defines a path-isometric map Φ of $E(\tau, \lambda)$ into \mathbb{R}^n whose image is a cubical graph in \mathbb{R}^n . The above discussion shows that this map is uniquely determined by the choice of a numbering of the branches of τ and the choice of $\Phi(\tau) \in \mathbb{Z}^n$. This shows the lemma. \square

Remark: The proof of Lemma 5.1 also shows the following. Let $\tau \in \mathcal{V}(\mathcal{TT})$ and let $\lambda \in \mathcal{CL}$ be a complete geodesic lamination carried by τ . Let $\sigma \in E(\tau, \lambda)$ be any point and let $q \in \mathbb{Z}^n$ be arbitrary. Then for every numbering of the branches of σ there is a unique isometric embedding $\Phi : E(\tau, \lambda) \rightarrow \mathbb{R}^n$ onto a cubical graph in \mathbb{R}^n which satisfies $\Phi(\sigma) = q$ and is determined by this value and the numbering of the branches of σ . Namely, every numbering of the branches of σ induces a numbering of the branches of τ which is consistent with a splitting sequence connecting τ to σ . Thus there is a unique choice of a numbering for the branches of τ and a unique choice of a point $q' \in \mathbb{Z}^n$ so that the isometric embedding Φ determined by this numbering and by $\Phi(\tau) = q'$ has the required properties.

Since directed edge-paths in a cubical graph are geodesics we obtain as an immediate corollary.

Corollary 5.2: *Splitting sequences are geodesics in $E(\tau, \lambda)$.*

Call a train track $\sigma \in \mathcal{V}(\mathcal{TT})$ a *full split* of a train track $\tau \in \mathcal{V}(\mathcal{TT})$ if σ can be obtained from τ by splitting τ at *each* large branch precisely once. For a complete geodesic lamination $\lambda \in \mathcal{CL}$ which is carried by τ we call a full split σ of τ a *full λ -split* if λ is carried by σ . A *full λ -splitting sequence* of length $k \geq 0$ is a sequence $\{\eta(i)\}_{0 \leq i \leq k} \subset \mathcal{V}(\mathcal{TT})$ of train tracks with the property that for every $i < k$ the train track $\eta(i+1)$ is a full λ -split of $\eta(i)$. Note that a full λ -splitting sequence of length $k \geq 0$ issuing from τ is unique. We call its endpoint the *full k -fold λ -split* of τ . The following corollary is immediate from Lemma 5.1.

Corollary 5.3: *Let $\{\tau(i)\}_{0 \leq i \leq p}$ be a splitting sequence of length p . If $\lambda \in \mathcal{CL}$ is carried by $\tau(p)$ then $\tau(p)$ is splittable to the full p -fold λ -split of $\tau(0)$.*

Proof: If $\{\tau(i)\}_{0 \leq i \leq p}$ is any splitting sequence of length p and if $\lambda \in \mathcal{CL}$ is carried by $\tau(p)$ then $\tau(p) \in E(\tau(0), \lambda)$ and the same is true for the full p -fold λ -split σ of $\tau(0)$. Thus the corollary is immediate from Lemma 5.1. \square

Define a *generalized splitting and shifting sequence* to be a sequence $\{\sigma(i)\}_{i \geq 0} \subset \mathcal{V}(\mathcal{TT})$ such that for every $i > 0$ the train track $\sigma(i+1)$ can be obtained from a shift of $\sigma(i)$ by a single split or a single collapse. We show.

Lemma 5.4: *There is a number $q_2 > 0$ and there is an algorithm which associates to train tracks $\sigma \prec \tau \in \mathcal{V}(\mathcal{TT})$ and a complete geodesic lamination $\lambda \in \mathcal{CL}$*

which is carried by σ a train track $\tau(\sigma) \in E(\tau, \lambda)$ which can be obtained from σ by a generalized splitting and shifting sequence of length at most q_2 . If $\sigma \in E(\tau, \lambda)$ then $\tau(\sigma) = \sigma$, and if $\sigma' \prec \sigma$ then $\tau(\sigma)$ is splittable to $\tau(\sigma')$.

Proof: Let $\sigma \in \mathcal{V}(\mathcal{TT})$ be an arbitrary complete train track which is carried by a train track $\tau \in \mathcal{V}(\mathcal{TT})$. Let A be a foliated neighborhood of τ with collapsing map $F : A \rightarrow \tau$. Assume that σ is contained in the interior of A and is transverse to the ties. Assume moreover that the image under the map F of each switch of σ is contained in the interior of a branch of τ . For a branch b of τ we denote by $\nu(b, \sigma)$ the minimal cardinality of $F^{-1}(x) \cap \sigma$ where x varies over the points in b .

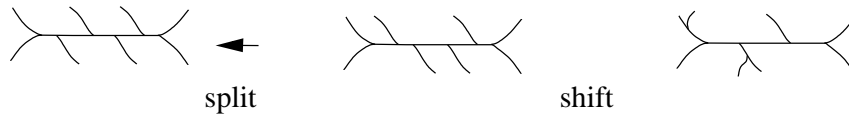
By Lemma 4.4, after applying a sequence of splits to τ we obtain a train track τ_0 (which is not necessarily different from τ) which carries σ but such that no split of τ_0 carries σ . Moreover, there is a train track σ_0 which is shift equivalent to σ and there is a foliated neighborhood A_0 of τ_0 with collapsing map F_0 which induces a carrying map for σ_0 and such that the number of branches b_0 of τ_0 with $\nu(b_0, \sigma_0) = 1$ is not smaller than the number of branches b of τ with $\nu(b, \sigma) = 1$.

Denote by n the number of branches of a complete train track on S . We successively modify τ_0 and σ_0 in at most n steps to shift equivalent train tracks $\tau' \in E(\tau, \lambda)$ and σ' as follows. First note that if $\nu(e, \sigma_0) = 1$ for every large branch e of τ_0 then by Lemma 4.3 the train tracks τ_0, σ_0 are shift equivalent and we are done, so assume that there is some large branch e with $\nu(e, \sigma_0) > 1$. Let e_1, \dots, e_k be the collection of large branches of τ_0 with this property. For $i \leq k$ let U_i be a standard neighborhood of e_i in τ , chosen in such a way that the neighborhoods U_i are pairwise disjoint. Choose some $i \geq 1$ and write $e = e_i$ and $U = U_i$. By Lemma 4.1, we can modify σ_0 with a sequence of shifts and an isotopy in $F_0^{-1}(U)$ to a train track, again denoted by σ_0 , such that $F_0|_{\sigma_0}$ is a carrying map for σ_0 and that the preimage under F_0 of the standard neighborhood U of e intersects σ_0 in the union of a standard neighborhood of a special trainpath ρ and a collection of simple arcs. The length ℓ of the special trainpath ρ is bounded from above by n .

If $\ell = 1$, i.e. if the special trainpath ρ consists of a single large branch e' , then the train track σ_1 which is obtained from σ_0 by a single λ -split at the large branch e' is carried by the train track τ_1 which is obtained from τ_0 by a single λ -split at the branch e . Moreover, if we denote by \tilde{e} the diagonal of the split in τ_1 then we have $\nu(\tilde{e}, \sigma_1) = 1 < \nu(e, \sigma_0)$. In other words, the number of branches b in τ_1 with $\nu(b, \sigma_1) = 1$ is strictly bigger than the number of branches b in τ_0 with $\nu(b, \sigma_0) = 1$.

If the length ℓ of the trainpath ρ is bigger than one then we proceed as follows. Modify σ_0 with a sequence of collapses of the small branches of ρ and a sequence of shifts as shown in Figure E. Note that the number of collapses is bounded from above by a universal constant. The modified train track $\tilde{\sigma}$ is such that the preimage

Figure E



of the standard neighborhood U of the large branch e under a carrying map $\tilde{\sigma} \rightarrow \tau_0$ is the union of a single large branch \tilde{e} and a collection of simple arcs. By construction, $\tilde{\sigma}$ is carried by τ_0 and it satisfies $\nu(b, \tilde{\sigma}) \leq \nu(b, \sigma_0)$ for every branch b of τ_0 . If $\nu(e, \tilde{\sigma}) = 1$ then the number of branches b of τ_0 with $\nu(b, \tilde{\sigma}) = 1$ is strictly bigger than the number of branches b of τ_0 with $\nu(b, \sigma_0) = 1$. We then repeat our construction with the train tracks τ_0 and $\tilde{\sigma}$. Otherwise the λ -split τ_1 of τ_0 at e carries the λ -split σ_1 of $\tilde{\sigma}$ at \tilde{e} . If we denote again by e the branch in τ_1 which is the diagonal of the split then we have $\nu(e, \sigma_1) = 1$ and hence once again, the number of branches b of τ_1 with $\nu(b, \sigma_1) = 1$ is strictly bigger than the number of branches b of τ with $\nu(b, \sigma) = 1$.

Repeat the above construction with a large branch $e_j \neq e = e_i$. After k steps we obtain a pair of train tracks $\sigma_k \prec \tau_k$ with $\tau_k \in E(\tau, \lambda)$ and such that σ_k carries λ and can be obtained from σ by a generalized splitting and shifting sequence of uniformly bounded length. Moreover, the train tracks τ_k, σ_k only depend on τ, σ and λ .

If τ_k contains a large branch e with $\nu(\tau_k, e) \geq 2$ then we repeat the above described algorithm with the train tracks τ_k, σ_k and the lamination λ . After at most n steps we obtain a train track $\tau(\sigma) \in E(\tau, \lambda)$ which carries a train track $\hat{\sigma}$ which can be obtained from σ by a generalized splitting and shifting sequence of uniformly bounded length and such that $\nu(e, \hat{\sigma}) = 1$ for every large branch e of $\tau(\sigma)$. Then $\hat{\sigma}$ is shift equivalent to $\tau(\sigma)$ by Lemma 4.3. By construction and Lemma 5.1, if $\sigma \in E(\tau, \lambda)$ then we have $\tau(\sigma) = \sigma$.

Now if the traintracks $\sigma' \prec \sigma$ are carried by τ then we may assume that both σ, σ' are contained in the interior of a foliated neighborhood of τ and that $\nu(b, \sigma') \geq \nu(b, \sigma)$ for every large branch b of τ . Moreover, if σ is carried by a split of τ at e then the same is true for σ' . Let $\tau_0 \in E(\tau, \lambda)$ be as above such that τ_0 carries σ but no train track obtained from τ by a λ -split has this property. Choose a numbering for the branches of τ_0 . By construction, for every large branch of τ_0 which we identify by its number j , the train track τ_k is obtained from τ_0 by at most one split at j ; this means that for a map $\Phi : E(\tau, \lambda) \rightarrow \mathbb{R}^n$ as in Lemma 5.1 we have $\Phi(\tau(\sigma)) = \Phi(\tau_0) + \sum_i a_i e_i$ where $a_j \in \{0, 1\}$ whenever j is a large branch in τ_0 . From this and our construction it is immediate that the train track $\tau(\sigma)$ is splittable to $\tau(\sigma')$. This completes the proof of the lemma. \square

The following simple observation will be useful several times in the sequel.

Lemma 5.5: *For every $k > 0$ there is a number $m(k) > 0$ with the following property. Let $\tau, \eta \in \mathcal{V}(\mathcal{TT})$ be two complete train tracks of distance at most k which carry a common complete geodesic lamination λ . Then there is a train track σ which carries λ and which can be obtained from both τ, η by a splitting and shifting sequence of length at most $m(k)$.*

Proof: For a complete geodesic lamination λ let $\mathcal{S}(\lambda) \subset \mathcal{V}(\mathcal{TT})$ be the set of all complete train tracks which carry λ . For $k > 0$, up to the action of the mapping class group there are only finitely many pairs (α, β) of train tracks in $\mathcal{V}(\mathcal{TT})$ whose distance is at most k and which carry a common complete geodesic lamination. Let

(α, β) be such a pair and let $\mathcal{CL}(\alpha, \beta)$ be the set of all complete geodesic laminations carried by both α and β . By Lemma 2.4, $\mathcal{CL}(\alpha, \beta)$ is an open and closed subset of \mathcal{CL} . By Lemma 2.3, for every $\nu \in \mathcal{CL}(\alpha, \beta)$ there is a complete train track η which carries ν and is carried by both α, β . Theorem 2.4.1 of [PH92] shows that α, β can be connected to η by a splitting and shifting sequence. The set $U(\eta)$ of complete geodesic laminations which are carried by η is an open subset of $\mathcal{CL}(\alpha, \beta)$, and the splitting and shifting sequences connecting α, β to η are contained in $\mathcal{S}(\zeta)$ for every $\zeta \in U(\eta)$. By compactness of $\mathcal{CL}(\alpha, \beta)$, there are *finitely* many train tracks η_1, \dots, η_k carried by both α and β and such that $\mathcal{CL}(\alpha, \beta) = \bigcup_{i=1}^k U(\eta_i)$. In other words, there is a number $\ell(\alpha, \beta) > 0$ such that for every $\nu \in \mathcal{CL}(\alpha, \beta)$ the train tracks $\alpha, \beta \in \mathcal{S}(\nu)$ can be connected in $\mathcal{S}(\nu)$ to a train track $\eta \in \mathcal{S}(\nu)$ by a splitting and shifting sequence of length at most $\ell(\alpha, \beta)$. By invariance under the action of the mapping class group, this implies that there is a number $m(k) > 0$ not depending on λ such that for every pair $\alpha, \beta \in \mathcal{S}(\lambda)$ with $d(\alpha, \beta) \leq k$ there is a train track $\nu \in \mathcal{S}(\lambda)$ which can be obtained from both α, β by a splitting and shifting sequence of length at most $m(k)$. This shows the lemma. \square

We use Lemma 5.5 to show.

Corollary 5.6: *There is a number $q_3 > 0$ with the following property. Let $\tau \in \mathcal{V}(\mathcal{TT})$, let $m > 0$ and assume that the train track $\sigma \in \mathcal{V}(\mathcal{TT})$ can be obtained from τ by a splitting and shifting sequence of length m . Let λ be a complete geodesic lamination carried by σ ; then there is a train track ν which carries λ , which is carried by σ and which is contained in the q_3 -neighborhood of the full $q_3 m$ -fold λ -split of τ .*

Proof: Let τ be a train track as in the lemma, let $m > 0$ and let σ be obtained from τ by a splitting and shifting sequence $\{\sigma(i)\}_{0 \leq i \leq m}$ of length m . Let λ be a complete geodesic lamination which is carried by σ .

By Lemma 5.4, for every i the train track τ is splittable to a train track $\eta(i)$ which carries λ and which can be obtained from $\sigma(i)$ by a generalized splitting and shifting sequence of length at most q_2 . Moreover, $\eta(i)$ is splittable to $\eta(i+1)$. Since for every train track ζ there are only finitely many train tracks which can be obtained from ζ by a generalized splitting and shifting sequence of length at most q_2 , by invariance under the action of the mapping class group and cocompactness the length of a splitting sequence connecting $\eta(i)$ to $\eta(i+1)$ is uniformly bounded by a number $q_3 > 0$. Therefore the length of a splitting sequence connecting τ to $\eta(m)$ is bounded from above by $q_3 m$. Thus by Corollary 5.3, $\eta(m)$ is splittable to the $q_3 m$ -fold λ -split η of τ .

By Lemma 5.5, there is a complete train track ν which can be obtained from both $\sigma, \eta(m)$ by a splitting and shifting sequence of length at most κ where $\kappa > 0$ is a universal constant. In particular, the distance between $\eta(m), \nu$ is bounded from above by a universal constant. The lemma now follows from Corollary 4.6. \square

6. BOUNDARY AMENABILITY

Call an oriented compact surface S_0 with finitely many punctures and nonempty smooth boundary a *bordered surface*. Such surfaces arise by cutting the surface S open along a collection of smooth simple closed curves. Let P be a pants decomposition of S . After cutting S open along the pants curves of P we obtain $2g - 2 + m$ pairs of pants, i.e. planar bordered surfaces of Euler characteristic -1 . Each of these surfaces has $j \in \{1, 2, 3\}$ boundary circles and $3 - j$ punctures. In the sequel we sometimes shall not distinguish between the components of $S - P$ and their closures in S , i.e. we identify these components with the corresponding compact or punctured planar bordered surfaces.

Let S_0 be a bordered surface. Let us choose a collection Σ of points, one point in each component of the boundary ∂S_0 of S_0 . A *train track with stops* in S_0 is an embedded one-complex $\tau \subset S_0$ so that $\tau \cap \partial S_0$ is contained in Σ and consists entirely of vertices which are called *stops* of τ (p.103 of [PH92]). Vertices of τ which lie in $S_0 - \partial S_0$ are called *switches*, and edges of τ are called *branches*. We require that the branches and switches satisfy all requirements for branches and switches in the definition of a train track and that the Euler characteristic of a complementary region is negative. We also require that for every point $s \in \Sigma$ there is at most one branch of τ which is incident on s , and the one-sided tangent of this branch at s is transverse to the boundary of S_0 .

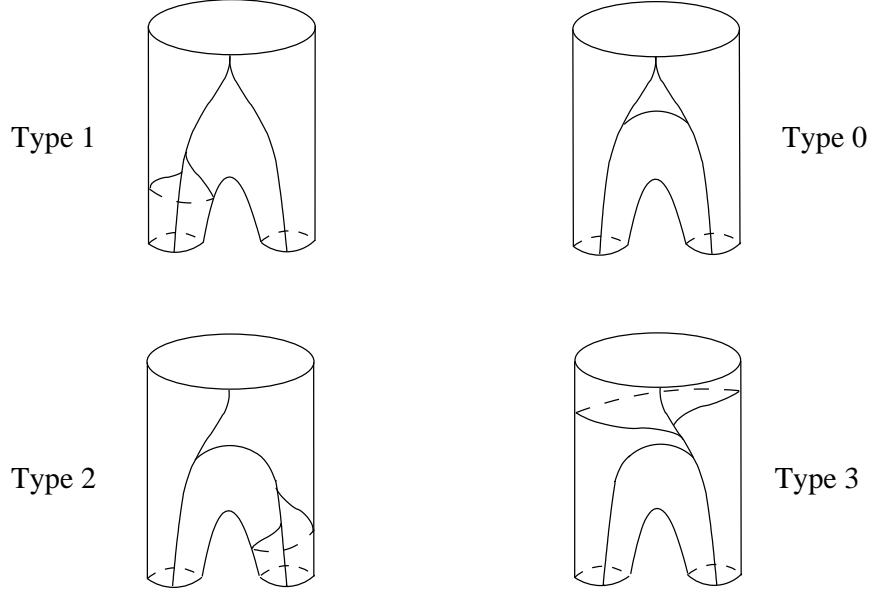
An identification of a surface S of finite type with a standard model surface is usually given by a marking which determines this identification up to isotopy. We next describe such a system of markings which we are going to use in the sequel. For this let P be a pants decomposition of S and let γ be a pants curve of P . Then $S - (P - \gamma)$ either consists of $2g - 2 + m$ or of $2g - 3 + m$ connected components. In the first case there is a bordered torus component $S_0 \subset S - (P - \gamma)$ with connected boundary which contains γ in its interior. In the second case the curve γ is contained in the interior of an *X-piece* component of $S - (P - \gamma)$, i.e. in a four-holed sphere where some of the holes may be punctures of S .

The *intersection number* $i(\gamma, \delta)$ of two closed curves γ, δ on S is the minimal number of intersection points between any curves γ', δ' which are freely homotopic to γ, δ . A *spanning curve* for γ and the pants decomposition P is an essential simple closed curve δ which is contained in the bordered torus- or *X-piece* component S_0 of $S - (P - \gamma)$, is neither freely homotopic to γ nor freely homotopic into a puncture or a boundary component of S_0 and has the smallest possible intersection number with γ among all such curves. Thus if S_0 is a bordered torus then we have $i(\delta, \gamma) = 1$, and if S_0 is a four-holed sphere then $i(\delta, \gamma) = 2$. Any two spanning curves for γ differ by a *Dehn twist* about γ . We call a pants decomposition together with a system of spanning curves a *framing* of our surface S .

For each framing F of S we can construct a collection of finitely many maximal transversely recurrent train tracks which are in *standard form* for F as follows. Let P be the pants decomposition of our framing. Choose an open neighborhood A of P in S whose closure in S is homeomorphic to the disjoint union of $3g - 3 + m$ closed annuli. Then $S - A$ is the disjoint union of $2g - 2 + m$ pairs of pants. We

require that each train track τ from our collection intersects a component of $S - A$ which does not contain a puncture of S in a train track with stops which is isotopic to one of the four *standard models* shown in Figure F.

Figure F

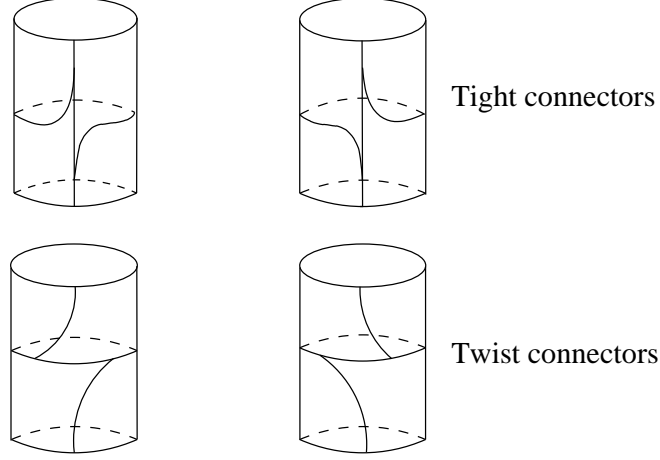


If S_0 is a component of $S - A$ which contains precisely one puncture, then we require that τ intersects S_0 in a train track with stops which we obtain from the standard model of type 2 or of type 3 by replacing the top boundary curve by a puncture and by deleting the branch which is incident on the stop of this boundary component. If S_0 is a component of $S - A$ which contains two punctures, then we require that τ intersects S_0 in train track with stops which we obtain from the standard model of type 1 by replacing the two lower boundary components by a puncture and by deleting the two branches which are incident on the stops of these boundary components.

The intersection of τ with a component of the collection A of $3g - 3 + m$ annuli is one of the following four *standard connectors* which are shown in Figure G.

From the above standard pieces we can build a train track τ on S by choosing for each component of $S - A$ one of the standard models as described above and choosing for each component of A one of the four standard connectors. These train tracks with stops are then glued at their stops to a connected train track on S . Any two train tracks constructed in this way from the same pants decomposition P and the same choices of standard models for the components of $S - A$ and the same choices of connectors for the components of A differ by Dehn twists about the pants curves of P . We use the spanning curves of our framing to determine a specific choice of such a train track as follows.

Figure G



Let $\gamma \in P$; we consider first the case that γ is contained in a bordered torus component Q of $S - (P - \gamma)$. Assume for the moment that we chose the standard model of type 0 for the pair of pants $Q - A$ and one of the tight connectors for γ . Glue this connector to the train track with stops on $Q - A$. For each such gluing the resulting train track with stops on the bordered torus Q (more precisely, on the complement of a neighborhood of the boundary circle of Q) admits a simple closed trainpath c with $i(c, \gamma) = 1$. Since the connector for γ is tight there are in fact two such curves whose free homotopy classes differ from each other by a full Dehn twist about γ . Now the two tight connectors differ by a full Dehn twist about γ as well and hence there is a unique simple closed curve on the bordered torus Q which is homotopic to a simple trainpath on both traintracks with stops obtained from gluing the two tight connectors to the pair of pants $Q - A$. We require that these trainpaths are freely homotopic to the spanning curve for γ of our framing F .

On the other hand, each of our standard models for a train track with stops in a pair of pants can be obtained from the model of type 0 by removing one of the interior branches and adding a new branch. Similarly, a twist connector can be obtained from a tight connector by removing one of the interior branches and adding a new branch. In particular, for each choice of a standard model for $Q - A$ and each choice of a standard connector for γ we obtain a train track with stops on Q from the one constructed above with the standard model of type 0 and the tight connectors by removing one or two of the interior branches and adding one or two new branches. Since every diffeomorphism of a three-holed sphere which fixes a point in each boundary component is isotopic to the identity within the class of such maps, this train track with stops on Q is unique up to isotopy.

In the case that $\gamma \in P$ is contained in an X -piece component Q of $S - (P - \gamma)$, the surface $Q - A$ consists of two pairs of pants Q_1, Q_2 . Assume first that for $i = 1, 2$ either Q_i contains two cusps of S , or that Q_i contains one cusp and the standard model for Q_i is of type 2 where γ corresponds to the bottom left boundary component in the picture, or that the standard model for Q_i is of type 1, where the boundary curve γ corresponds to the top boundary curve of the pair of pants

in our picture. These train tracks with stops can be glued at the stops in the boundary circles corresponding to γ to a tight connector in $Q \cap A$. The resulting train track with stops τ on the X -piece Q (more precisely, on the complement of a neighborhood of the boundary of Q) admits a closed trainpath c which passes through every branch of τ at most twice and such that $i(\gamma, c) = 2$. We choose the curve c in such a way that it is carried by both train tracks obtained from gluing the two tight connectors. As before, up to isotopy there is a unique choice for our gluing such that the curve c is freely homotopic to the spanning curve for γ of our framing F .

Similar to the above, the standard model of type 0 for a train track with stops in a pair of pants can be obtained from the model of type 1 by removing an interior branch and adding a new branch. In the same way we obtain the remaining two standard models from the model of type 0, and this consideration also applies for the components of $S - P$ containing cusps and to the twist connectors. As above this then implies that our framing determines for any choices of a standard model on Q_1, Q_2 and any choice of a standard connector a train track with stops on the X -piece Q , uniquely up to isotopy.

As a consequence, for each framing F of S we obtain in this way a collection of train tracks on S which we call *train tracks in standard form* for F . These train tracks are all maximal and transversely recurrent [PH92]. If F, F' are framings with the same underlying pants decomposition P , then the spanning curves for F' differ from the spanning curves for F by Dehn twists about the pants curves of P , and the train tracks in standard form for F and F' differ by multiples of half Dehn twists about these curves. Here a half Dehn twist of a standard twist connector preserves the stops and moves the two switches contained in the interior of the connector a half-turn along the center core curve.

Not all of these train tracks in standard form for F are recurrent (compare the discussion on p.147 of [PH92]). Whether or not a given train track in standard form for F is recurrent depends on the combinatorial type of the pants decomposition P of the framing F and the particular choices of the standard models for the components of $S - P$.

To be more precise, recall that the combinatorial type of a pants decomposition P for S is given by a connected graph G of valence at most 3 with precisely $2g - 2 + m$ vertices and $3g - 3 + m$ edges (see [B92]). Each vertex represents a pair of pants of our decomposition, and each edge represents one of the pants curves. An edge of G whose endpoints are both incident on the same vertex corresponds to a pants curve γ contained in a bordered torus component Q of $S - (P - \gamma)$. If τ is a *recurrent* train track in standard form for a framing with underlying pants decomposition P , then τ necessarily intersects the pair of pants $Q - \gamma$ in a standard model of type 0 or 1 (here we assume that γ corresponds to the bottom two boundary components of the pair of pants in our picture). Similar restrictions are imposed by a subgraph of G which consists of two vertices connected by two edges (see p.148 of [PH92]). However, by Lemma 2.6.1 of [PH92] a train track in standard form for a framing F with underlying pants decomposition P which intersects each component of $S - P$ not containing a cusp in the standard model of type 0 is always recurrent.

The next lemma is an immediate consequence of the main result of [PH92].

Lemma 6.1: *Let F be any framing for S ; then every complete geodesic lamination is carried by a unique complete train track in standard form for F .*

Proof: Let F be a framing for S and let τ_1, \dots, τ_ℓ be the collection of complete train tracks in standard form for F . By Theorem 2.8.4 of [PH92], every simple closed curve c on S is carried by one of the train tracks τ_i . Let $\lambda \in \mathcal{CL}$ be any complete geodesic lamination; then λ can be approximated in the Hausdorff topology by a sequence (c_i) of simple closed geodesics. Via passing to a subsequence we may assume that each of the curves c_i is carried by a fixed train track from the collection τ_1, \dots, τ_ℓ , say by the train track τ_1 . Since the set of geodesic laminations carried by τ_1 is closed with respect to the Hausdorff topology, the lamination λ is carried by τ_1 as well.

By the results of [PH92], if $\lambda \in \mathcal{CL}$ is minimal then the train track τ_1 carrying λ is unique. However, if λ is an arbitrary complete geodesic lamination then λ can be approximated in the Hausdorff topology by complete laminations which are minimal. Since the set of all complete geodesic laminations which are carried by a fixed train track τ is open in \mathcal{CL} , this means that if a complete geodesic lamination $\lambda \in \mathcal{CL}$ is carried by more than one of the train tracks τ_i then the same is true for a minimal complete lamination near λ which is impossible. This shows the lemma. \square

The mapping class group naturally acts on the compact Hausdorff space \mathcal{CL} as a group of homeomorphisms. Our goal is to show that this action is topologically amenable.

For this fix again a framing F for S . By Lemma 6.1, for every $\lambda \in \mathcal{CL}$ there is a unique complete train track $\tau(\lambda)$ in standard form for this framing which carries λ . As in Section 5, define the flat strip $E(F, \lambda)$ to be the full subgraph of \mathcal{TT} whose vertices are the complete train tracks which carry λ and can be obtained from $\tau(\lambda)$ by any splitting sequence. We call $\tau(\lambda)$ the *basepoint* of $E(F, \lambda)$. Since $E(F, \lambda)$ is a connected graph, we can equip $E(F, \lambda)$ with its natural intrinsic metric. Let again $n > 0$ be the number of branches of a complete train track on S . The following observation is immediate from Lemma 5.1.

Lemma 6.2: *For every $k > 0$ the number of vertices in $E(F, \lambda)$ whose intrinsic distance to the basepoint is at most k is not bigger than $(k + 1)^n$.*

Proof: Let $\Phi : E(F, \lambda) \rightarrow \mathbb{R}^n$ be an embedding of $E(F, \lambda)$ onto a cubical graph in \mathbb{R}^n as in Lemma 5.1. Assume that Φ maps the basepoint of $E(F, \lambda)$ to 0. By construction, if we denote by $||$ the norm on \mathbb{R}^n defined by $|x| = \sum_i |x_i|$ then Φ maps the ball of radius k about 0 in $E(F, \lambda)$ into the intersection of the ball of radius k about 0 in $(\mathbb{R}^n, ||)$ with the cone $\{x \mid x_i \geq 0\}$. Thus the image under Φ of the set of vertices in $E(F, \lambda)$ whose distance to the basepoint is at most k is not bigger than the cardinality of the set $\{x \in \mathbb{Z}^n \mid x_i \geq 0, |x| \leq k\}$, and this cardinality is not bigger than $(k + 1)^n$. \square

Choose again a framing F for S and a finite subset \mathcal{E} of $\mathcal{V}(\mathcal{TT})$ which contains every train track in standard form for F and such that $\cup_{\varphi \in \mathcal{M}(S)} \varphi \mathcal{E} = \mathcal{V}(\mathcal{TT})$. Let \mathcal{G} be a finite symmetric set of generators for $\mathcal{M}(S)$ containing the identity and let $\mathcal{E}_1 = \cup_{\varphi \in \mathcal{G}} \varphi \mathcal{E}$. For an element $\varphi \in \mathcal{M}(S)$ let $|\varphi|$ be the word norm of φ with respect to the generating set \mathcal{G} . Let again n be the number of branches of a complete train track on S . We have.

Lemma 6.3: *There is a number $q_4 > 0$ with the following property. Let $\varphi \in \mathcal{M}(S)$ be such that $|\varphi| = k$ and let $\sigma \in \varphi \mathcal{E}$ be a train track which carries $\lambda \in \mathcal{CL}$. For $s \geq k$, for $q_1 > 0$ as in Lemma 4.5, $q_3 > 0$ as in Corollary 5.6 the distance in \mathcal{TT} between the full sq_1q_4 -fold λ -split of σ and the ball in $E(F, \lambda)$ of radius $2snq_1^2q_3q_4$ about the basepoint is at most q_4 .*

Proof: Let $\varphi \in \mathcal{M}(S)$ with $|\varphi| = k \leq s$ and let $\sigma \in \varphi \mathcal{E}$. Let $\lambda \in \mathcal{CL}$ be a complete geodesic lamination which is carried by σ . Write $\varphi = \varphi_k \dots \varphi_1$ with $\varphi_i \in \mathcal{G}$. For $i \leq k$ let τ_i be the complete train track in standard form for the framing $\varphi_{k-i} \dots \varphi_1 F$ which carries λ . By Lemma 5.5 and invariance under the action of the mapping class group, there is a number $q_4 > 0$ and there is a train track σ_1 which carries λ and which can be obtained from both σ and τ_1 by a splitting and shifting sequence of length at most q_4 . Similarly, there is a train track σ'_2 which carries λ and which can be obtained from both τ_1 and τ_2 by a splitting and shifting sequence of length at most q_4 . By Lemma 4.5, applied to the train tracks $\sigma_1 \prec \tau_1$ and a splitting and shifting sequence of length at most q_4 connecting τ_1 to σ'_2 , the train track σ'_2 carries a complete train track σ_2 which carries λ and which can be obtained from σ_1 by a splitting and shifting sequence length at most q_1q_4 . Inductively we conclude that there is a train track σ_k which can be obtained from σ by a splitting and shifting sequence of length at most kq_1q_4 and which is carried by the train track $\tau_k = \tau(\lambda)$ in standard form for F .

By Corollary 5.6, applied to $\tau(\lambda)$ and σ_k , there is a train track η which carries λ , which is carried by $\tau(\lambda)$ and which is contained in the q_3 -neighborhood of the full $kq_1q_3q_4$ -fold λ -split of σ . By Lemma 5.4, the train track $\tau(\lambda)$ is splittable to a train track η' which is contained in a uniformly bounded neighborhood of η . Thus for the proof of our lemma, we are left with showing that the length of a splitting sequence connecting $\tau(\lambda)$ to η' is not bigger than $2knq_1^2q_3q_4$.

To show that this is the case, we argue as before. Namely, reversing the role of σ and $\tau(\lambda)$ in our above consideration, the train track σ carries a train track τ' which carries λ and which can be obtained from $\tau(\lambda)$ by a splitting and shifting sequence of length at most kq_1q_4 . Another application of Lemma 4.5 shows that τ' can be connected to a train track τ'' which carries λ and is carried by σ_k with a splitting and shifting sequence of length at most $kq_1^2q_4$. Thus τ'' can be obtained from $\tau(\lambda)$ by a splitting and shifting sequence of length at most $2kq_1^2q_4$. Then by Corollary 5.6, the train track σ_k carries a train track which is contained in the q_3 -neighborhood of the full $2kq_1^2q_3q_4$ -fold λ -split of $\tau(\lambda)$. By Lemma 5.4, the choice of n and the definition of a full λ -split, this means that the length of a splitting sequence connecting $\tau(\lambda)$ to η' does not exceed $2knq_1^2q_3q_4$ which shows our lemma. \square

We are now ready to complete the proof of Theorem 1 from the introduction.

Proposition 6.4: *The action of $\mathcal{M}(S)$ on \mathcal{CL} is topologically amenable.*

Proof: Choose a framing F for S . For $\lambda \in \mathcal{CL}$ let $\tau(\lambda)$ be the train track in standard form for S which carries λ . Let $\mathcal{E} \subset \mathcal{V}(\mathcal{TT})$ be as above. Following Kaimanovich [Ka04], for $s \geq k \geq 1$ and $\psi \in \mathcal{M}(S)$ define $Y(\psi, \lambda, s, k)$ to be the set of all complete train tracks $\sigma \in \mathcal{V}(\mathcal{TT})$ with the following property. There is an element $\varphi \in \mathcal{M}(S)$ with $|\varphi\psi^{-1}| \leq k$ and there is a complete train track $\sigma_0 \in \varphi\mathcal{E}$ which carries λ and such that σ can be obtained from σ_0 by a full sq_1q_4 -fold λ -split. By Lemma 6.3 and invariance under the action of the mapping class group, the set $Y(\psi, \lambda, s, k)$ is contained in the q_4 -neighborhood in \mathcal{TT} of the ball of radius $2snq_1^2q_3q_4$ about the basepoint in the flat strip $E(\psi F, \lambda)$ with respect to the intrinsic metric. Since the number of vertices of \mathcal{TT} contained in any ball of radius q_4 is uniformly bounded, by Lemma 6.2 there is a number $C > 0$ such that the number of points in the set $Y(\psi, \lambda, s, k)$ is bounded from above by Cs^C . In particular, the cardinality of the sets $Y(\psi, \lambda, s, k)$ is bounded from above by a universal polynomial in s .

By construction, for any $\varphi, \varphi' \in \mathcal{M}(S)$, every $\lambda \in \mathcal{CL}$ and any number $s > |\varphi'\varphi^{-1}|$, the finite sequences of sets

$$\{Y(\varphi, \lambda, s, k)\}_{k=1}^s \quad \text{and} \quad \{Y(\varphi', \lambda, s, k)\}_{k=1}^s$$

satisfy the nesting conditions in Lemma 1.35 of [Ka04].

Let $\mathcal{P}(\mathcal{TT})$ be the set of all probability measures on the vertices of \mathcal{TT} . A probability measure on a countable set Z can be viewed as a non-negative function f on Z with $\sum_{z \in Z} f(z) = 1$. In other words, such a probability measure is a point in the space $\ell^1(Z)$ of integrable functions on Z and hence the space of probability measures on Z can be equipped with the usual Banach norm on $\ell^1(Z)$. Thus $\mathcal{P}(\mathcal{TT})$ is equipped with a natural norm $\|\cdot\|$. Since the sets $Y(\varphi, \lambda, s, k)$ are of polynomial growth in s , Lemma 1.35 and Corollary 1.37 of [Ka04] show that their normalized counting measures define a sequence of $\mathcal{M}(S)$ -equivariant Borel maps $\nu_{s,k} : \mathcal{M}(S) \times \mathcal{CL} \rightarrow \mathcal{P}(\mathcal{TT})$ such that

$$\|\nu_{s,k}(\varphi, \lambda) - \nu_{s,k}(\varphi', \lambda)\| \rightarrow 0$$

as $s, k \rightarrow \infty$ uniformly in $\lambda \in \mathcal{CL}$ and locally uniformly on $\mathcal{M}(S)$.

Fix again a framing F of S . For $s \geq 0$ and $\lambda \in \mathcal{CL}$ define

$$\mu_s(\lambda) = \frac{1}{s} \sum_{k=1}^s \nu_{s,k}(e, \lambda).$$

By the arguments of Kaimanovich [Ka04], the measures $\mu_s(\lambda) \in \mathcal{P}(\mathcal{TT})$ satisfy $\|\mu_s(g\lambda) - g\mu_s(\lambda)\| \rightarrow 0$ ($s \rightarrow \infty$) uniformly on compact subsets of $\mathcal{CL} \times \mathcal{M}(S)$. Since the action of $\mathcal{M}(S)$ on \mathcal{TT} is isometric and properly discontinuous, the measures $\mu_n(\lambda)$ on \mathcal{TT} can be lifted to measures on $\mathcal{M}(S)$ with the same property (see [AR00] and compare [Ka04]). As a consequence, the action of $\mathcal{M}(S)$ on \mathcal{CL} is topologically amenable. \square

Remark: An action of a countable group Γ on a compact Hausdorff space can only be topologically amenable if the point stabilizers of this action are amenable subgroups of Γ . The point stabilizers of the action of $\mathcal{M}(S)$ on \mathcal{CL} are virtually abelian. For example, if $\lambda \in \mathcal{CL}$ is a complete geodesic lamination whose minimal components are simple closed curves, then the stabilizer of λ in $\mathcal{M}(S)$ contains the free abelian subgroup of $\mathcal{M}(S)$ generated by the Dehn twists about these components as a subgroup of finite index. On the other hand, it is well known that an amenable subgroup Γ of $\mathcal{M}(S)$ is virtually abelian (see [I02] for references). This implies that every amenable subgroup of $\mathcal{M}(S)$ has a subgroup of finite index which fixes a point in \mathcal{CL} . This corresponds to the properties of the action of a simple Lie group of higher rank on its Furstenberg boundary and hence we call \mathcal{CL} the *Furstenberg boundary* of \mathcal{ML} . In contrast, the action of $\mathcal{M}(S)$ on the Thurston boundary of Teichmüller space is not topologically amenable.

7. A STRONG BOUNDARY FOR $\mathcal{M}(S)$

A *strong boundary* for a locally compact second countable topological group Γ is a standard probability space (X, μ) with a measure class preserving action of Γ and the following two additional properties.

- (1) The Γ -space (X, μ) is amenable.
- (2) Double ergodicity: Let (E, π) be any coefficient module for Γ ; then every Γ -equivariant weak*-measurable function $f : (X \times X, \mu \times \mu) \rightarrow E$ is constant almost everywhere.

Kaimanovich [Ka03] showed that for every locally compact second countable group Γ , the Poisson boundary of every étalé non-degenerate symmetric probability measure on Γ is a strong boundary for Γ .

The mapping class group acts on the Teichmüller space equipped with the *Teichmüller metric* as a group of isometries; hence the restriction of the Teichmüller distance to an orbit of $\mathcal{M}(S)$ defines a $\mathcal{M}(S)$ -invariant distance function on $\mathcal{M}(S)$ (which however is not quasi-isometric to the distance function defined by a word norm). In [KM96], Kaimanovich and Masur investigate the Poisson boundary for a symmetric probability measure μ of finite entropy on the mapping class group $\mathcal{M}(S)$. They show that if the first logarithmic moment of μ with respect to the Teichmüller distance is finite and if the support of μ generates $\mathcal{M}(S)$ then the Poisson boundary of μ can be viewed as a measure on the space \mathcal{PML} of all projective measured laminations on S . The measure class of this measure is $\mathcal{M}(S)$ -invariant and gives full mass to the subset of \mathcal{PML} of projective measured laminations whose support is uniquely ergodic.

There is a particular $\mathcal{M}(S)$ -invariant measure class on \mathcal{PML} , the *Lebesgue measure class*, which can be obtained from the family of local linear structures on \mathcal{PML} defined by complete train tracks. Namely, the transverse measure of every measured geodesic lamination whose support is carried by a complete train track τ defines a nonnegative weight function on the branches of τ which satisfies the switch conditions. Vice versa, every nonnegative weight function on τ satisfying the switch conditions determines a measured geodesic lamination whose support is carried by

τ . The switch conditions are a system of linear equations with integer coefficients and hence the solutions of these equations have the structure of a linear space of dimension $6g - 6 + 2m$. The standard Lebesgue measure on $\mathbb{R}^{6g-6+2m}$ then induces via the thus defined coordinate system a Lebesgue measure on a closed subset of the space of measured geodesic laminations with dense interior which projects to a measure class on the space of projective measured laminations. Since the transformations of weight functions induced by carrying maps are linear, these locally defined measure classes do not depend on the choice of the train track used to define the coordinates and hence they define a $\mathcal{M}(S)$ -invariant measure class on \mathcal{PML} .

A geodesic lamination which is *not* maximal is carried by a birecurrent train track which is not maximal. Thus the set of all measured geodesic laminations whose support is not maximal is contained in a countable union of "hyperplanes" in \mathcal{PML} and hence has vanishing Lebesgue measure. In other words, the Lebesgue measure class gives full measure to the set of projective measured geodesic laminations whose support is maximal. Since the support of a measured geodesic lamination is a disjoint union of minimal components, this support is then minimal as well. Moreover, by a result of Masur [M82], the Lebesgue measure class gives full mass to the set of projective measured laminations whose support is uniquely ergodic. In other words, the measure-forgetting map restricted to a subset \mathcal{D} of \mathcal{PML} of full Lebesgue measure defines a $\mathcal{M}(S)$ -equivariant measurable bijection of \mathcal{D} onto a subset of \mathcal{CL} and hence determines a $\mathcal{M}(S)$ -invariant measure class λ on \mathcal{CL} which we call the *Lebesgue measure class*. Since by Proposition 6.5 the action of $\mathcal{M}(S)$ on \mathcal{CL} is topologically amenable, the action of $\mathcal{M}(S)$ with respect to the Lebesgue measure class is amenable. This is used to show.

Proposition 7.1: *The Thurston boundary of Teichmüller space equipped with the Lebesgue measure class is a strong boundary for $\mathcal{M}(S)$.*

Proof: By our above discussion, we only have to show double ergodicity for the action of $\mathcal{M}(S)$ with respect to the Lebesgue measure class. To see this let $\mathcal{T}_{g,m}$ be the Teichmüller space of all marked complete hyperbolic metrics on S of finite volume. The *Teichmüller geodesic flow* is a flow acting on the bundle $Q^1 \rightarrow \mathcal{T}_{g,m}$ of unit-area quadratic differentials over Teichmüller space. This flow projects to a flow on the quotient bundle $Q^1/\mathcal{M}(S) = Q$ over *moduli space* $\mathcal{T}_{g,m}/\mathcal{M}(S)$. The flow on Q preserves a Lebesgue measure μ which lifts to an $\mathcal{M}(S)$ -invariant Lebesgue measure λ_0 on Q^1 [M82].

By the Hubbard-Masur theorem [HM79], for every point $z \in \mathcal{T}_{g,m}$ and every *equivalence class* F of *measured foliations* on S there is a unique quadratic differential $q \in Q_z^1$ whose vertical foliation is contained in the class. The set of all these quadratic differentials defines a submanifold $W^s(F)$ of Q^1 which projects homeomorphically onto $\mathcal{T}_{g,m}$.

If F is *uniquely ergodic* then more can be said. Namely, for every equivalence class of a foliation F' which is not a multiple of F there is a unique Teichmüller geodesic line in $\mathcal{T}_{g,m}$ generated by a quadratic differential whose vertical foliation is contained in the class F and whose horizontal foliation is contained in the class F' . Moreover, if $\gamma, \gamma' : \mathbb{R} \rightarrow \mathcal{T}_{g,m}$ are Teichmüller geodesics with vertical foliation contained in F ,

then there is a unique number $a \in \mathbb{R}$ such that $\lim_{t \rightarrow \infty} d(\gamma(t), \gamma'(t + a)) = 0$ (see [M82]). Thus if we denote by \mathcal{UF} the set of all uniquely ergodic measured foliations on S then the set of unit cotangent vectors in \mathcal{Q}^1 with uniquely ergodic horizontal and vertical foliation is (non-canonically) homeomorphic to $(\mathcal{UF} \times \mathcal{UF} - \Delta) \times \mathbb{R}$ (where Δ is the diagonal) by associating to a pair of equivalence classes of transverse uniquely ergodic measured foliations and a point in \mathbb{R} a point on the geodesic determined by the pair of foliations. The geodesic flow acts on $(\mathcal{UF} \times \mathcal{UF} - \Delta) \times \mathbb{R}$ via $\Phi^t(F, F', s) = (F, F', t + s)$. The measure λ_0 is locally of the form $d\lambda_0 = d\mu^+ \times d\mu^- \times dt$ where μ^\pm is a measure on the space of measured foliations which gives full mass to the uniquely ergodic foliations and is uniformly exponentially expanding (contracting) under the Teichmüller geodesic flow. The projection μ of λ_0 to \mathcal{Q} is finite and conservative and hence it is ergodic (see [M82, V86]). The Lebesgue measure on $\mathcal{PML} \times \mathcal{PML}$ can be identified with the disintegration of the Lebesgue measure on the bundle $\mathcal{Q}^1 \rightarrow \mathcal{T}_{g,m}$ and therefore this measure is doubly ergodic under the action of $\mathcal{M}(S)$ by the usual Hopf argument (see [V86]). This shows the proposition. \square

The mapping class group acts as a group of isometries on the *curve graph* of S which is a hyperbolic metric graph [MM99]. The set of geodesic laminations which are uniquely ergodic, maximal and minimal embeds into the Gromov boundary of the curve graph [Kl99, H05a] and hence we obtain.

Corollary 7.2: *The Gromov boundary of the curve graph equipped with the Lebesgue measure class is a strong boundary for $\mathcal{M}(S)$.*

We also immediately obtain our Corollary B from the introduction.

Corollary 7.3: *The action of $\mathcal{M}(S)$ on the Gromov boundary of the curve graph is universally amenable.*

Proof: Let $\mathcal{A} \subset \mathcal{CL}$ be the set of all complete geodesic laminations which contain a minimal component filling up S . Then \mathcal{A} is a Borel subset of \mathcal{CL} which is invariant under the action of the mapping class group. Namely, the complement of \mathcal{A} in \mathcal{CL} is a countable union of closed sets of the form $B(c)$ where c ranges over the simple closed curves on S and where $B(c)$ is the set of all complete geodesic laminations which either contain c as a minimal component or are such that they intersect c transversely in finitely many points. Now $B(c)$ clearly is a countable union of closed subsets of \mathcal{CL} and therefore $B(c)$ is a Borel set for every simple closed curve c . Then the set \mathcal{A} is a Borel set as well.

The Gromov boundary of the curve graph consists of the space of minimal geodesic laminations which fill up S equipped with the *coarse Hausdorff topology*: A sequence $\{\lambda_i\} \subset \partial\mathcal{C}(S)$ converges to a lamination λ if and only if λ is the minimal component of every accumulation point of this sequence with respect to the usual Hausdorff topology on lamination space [H05a]. Thus there is a natural continuous $\mathcal{M}(S)$ -equivariant map $\varphi : \mathcal{A} \rightarrow \partial\mathcal{C}(S)$ which maps a lamination $\lambda \in \mathcal{A}$ to its (unique) minimal component. By Lemma 2.1 the map φ is surjective, moreover

it is finite-to-one, which means that the cardinality of the preimage of a point in $\partial\mathcal{C}(S)$ is bounded from above by a universal number $\ell > 0$. Since the action of $\mathcal{M}(S)$ on \mathcal{CL} is topologically amenable, the action of $\mathcal{M}(S)$ on \mathcal{A} is universally amenable [AR00]. Now our map φ is finite-to-one and therefore by Lemma 3.6 of [A96] the action of $\mathcal{M}(S)$ on $\partial\mathcal{C}(S)$ is universally amenable as well. This shows the corollary. \square

8. SUPER-RIGIDITY OF COCYCLES

In this final section we show Theorem 2 from the introduction. We begin with having a closer look at the Gromov boundary $\partial\mathcal{C}(S)$ of the curve graph $\mathcal{C}(S)$ of S . Recall that this boundary can be identified with the space of all minimal geodesic laminations on S which fill up S , equipped with the coarse Hausdorff topology; in particular, $\partial\mathcal{C}(S)$ is non-compact. Since $\mathcal{C}(S)$ is hyperbolic, for every $x \in \mathcal{C}(S)$ there is a distance function δ_x on $\partial\mathcal{C}(S)$ of uniformly bounded diameter which induces the given topology and such that for a fixed constant $\alpha > 0$ we have $e^{-\alpha d(x,y)}\delta_x \leq \delta_y \leq e^{\alpha d(x,y)}\delta_x$ for all $x, y \in \mathcal{C}(S)$ (see [BH99]). The following observation arose in a discussion with Leininger.

Lemma 8.1: *For $x \in \mathcal{C}(S)$ the metric space $(\partial\mathcal{C}(S), \delta_x)$ is complete.*

Proof: Let $\{\lambda_i\}_i$ be a Cauchy sequence in $\partial\mathcal{C}(S)$. We may assume that there is some $\epsilon > 0$ such that $\delta_x(\lambda_0, \lambda_i) < \epsilon$ for all i and that moreover there is some $\nu \in \partial\mathcal{C}(S)$ with $\delta_x(\lambda_0, \nu) \geq 2\epsilon$. Then for every $i > 0$ there is a *tight geodesic* in $\mathcal{C}(S)$ connecting ν to λ_i [Bw03]. Moreover, since $\{\lambda_i\}_i$ is a Cauchy sequence, there is a constant $k > 0$ with the following property. For $j > 0$ choose a ball $B(j)$ in $\mathcal{C}(S)$ of radius j such that these balls form a nested sequence, i.e. such that $B(j) \subset B(j+1)$ for all j . Then for every j there is a number $i(j) > 0$ such that the intersection with $B(j)$ of the set of tight geodesics connecting ν to λ_i for some $i \geq i(j)$ consists of at most k arcs [Bw03]. Using a standard diagonal argument, this means that after passing to a subsequence we may assume that for every i there is a tight geodesic γ_i connecting ν to λ_i and such that for every $j > 0$ the arcs $B(j) \cap \gamma_i$ converge as $i \rightarrow \infty$ to a geodesic arc in $B(j)$. In particular, the tight geodesics γ_i converge as $i \rightarrow \infty$ on bounded subsets of $\mathcal{C}(S)$ to an infinite geodesic which connects ν to a point $\zeta \in \partial\mathcal{C}(S)$. By the definition of the Gromov boundary of $\mathcal{C}(S)$, the point ζ is necessarily a limit of the sequence $\{\lambda_i\}$. \square

An action of a group Γ on a Borel space X is called *tame* if there exists a countable collection Θ of Γ -invariant Borel sets in X which *separates orbits*, i.e. which satisfies the property that if X_1, X_2 are Γ -orbits and if $X_1 \neq X_2$ then there is some $X_0 \in \Theta$ such that $X_1 \subset X_0$ and $X_1 \cap X_0 = \emptyset$ [A96].

Let $\mathcal{PC}(S)$ be the space of probability measures supported on the vertices of the curve graph $\mathcal{C}(S)$. The mapping class group naturally acts on $\mathcal{PC}(S)$. We have.

Lemma 8.2: *The action of $\mathcal{M}(S)$ on $\mathcal{PC}(S)$ is tame, and the stabilizer of a point either is a finite subgroup of $\mathcal{M}(S)$ or it is contained in the stabilizer of a multicurve.*

Proof: The group $\mathcal{M}(S)$ acts on $\mathcal{C}(S)$ as a group of simplicial isometries. Let V_1 be the set of vertices of $\mathcal{C}(S)$ and for $n \geq 2$ denote by V_n the set of unordered n -tuples of pairwise distinct points in V_1 . Let moreover \mathcal{V} be the disjoint union of the sets V_n , equipped with the disjoint union Borel structure. Since V_n is countable, for every $n \geq 1$ the natural action of $\mathcal{M}(S)$ is tame on V_n and hence the action of $\mathcal{M}(S)$ on \mathcal{V} is tame as well. Now a probability measure supported on V_1 is purely atomic, i.e. it is just a summable non-negative function on V_1 , and therefore there is a $\mathcal{M}(S)$ -equivariant Borel map $\mathcal{PC}(S) \rightarrow \mathcal{V}$ which associates to a probability measure μ on V_1 the (finite) preimages of the positive values of μ . By Lemma 3.4 of [A96], this implies that the action of $\mathcal{M}(S)$ on $\mathcal{PC}(S)$ is tame.

We are left with showing that the stabilizer of a probability measure $\mu \in \mathcal{PC}(S)$ either is a finite subgroup of $\mathcal{M}(S)$ or it is contained in the stabilizer of a multicurve. For this recall that a mapping class which preserves the measure μ preserves the subset C of the vertex set V_1 on which the value of μ is maximal. Now if the simple closed curves on S corresponding to the points in C are pairwise disjoint then C defines a multicurve on S and we are done. Otherwise note that the stabilizer $\text{Stab}(C)$ of C in $\mathcal{M}(S)$ preserves the components of $S - C$ and hence if each of these components is a topological disc or a once punctured topological disc, then this stabilizer is a finite subgroup of $\mathcal{M}(S)$ (compare the proof of Lemma 3.2). On the other hand, if there is a complementary region B which is *not* a topological disc or a once punctured topological disc then the boundary of this region consists of a multicurve composed of subarcs of the elements of C (we allow that a single component of the multicurve defines two boundary components of B). Since $\text{Stab}(C)$ permutes the components of $S - C$, the boundary of a complementary region which is the image of B under an element of $\text{Stab}(C)$ does not have an essential intersection with the boundary of B . As a consequence, the boundary components of B together with their images under the action of the stabilizer of C define a non-trivial multicurve on S which is preserved by $\text{Stab}(C)$. This completes the proof of our lemma. \square

Now let $\mathcal{M}(S)$ be the set of multicurves on S , equipped with the discrete topology, and let $\mathcal{PM}(S)$ be the set of probability measures on $\mathcal{M}(S)$. The mapping class group acts naturally on $\mathcal{M}(S)$ and hence on $\mathcal{PM}(S)$. As an immediate corollary of Lemma 8.2 we obtain.

Lemma 8.3: *The action of $\mathcal{M}(S)$ on $\mathcal{PC}(S)$ is tame, and the stabilizer of a point either is a finite subgroup of $\mathcal{M}(S)$ or it is contained in the stabilizer of a multicurve.*

Proof: Define a $\mathcal{M}(S)$ -equivariant map $\Psi : \mathcal{PM}(S) \rightarrow \mathcal{PC}(S)$ as follows. If $\nu \in \mathcal{PM}(S)$ is a Dirac mass supported on a multicurve c with $k \geq 1$ components then define $\Psi(\nu)$ to be the normalized sum of the Dirac masses on the components of c . Extend the map Ψ convex linearly to all of $\mathcal{PM}(S)$. Since by Lemma 8.2 the

action of $\mathcal{M}(S)$ on $\mathcal{PC}(S)$ is tame, by Lemma 3.4 of [A96] the same is true for the action of $\mathcal{M}(S)$ on $\mathcal{PM}(S)$. The claim on the structure of the point stabilizers also follows immediately from Lemma 8.2. \square

Denote by $\mathcal{P}(\partial\mathcal{C}(S))$ the space of probability measures on the Gromov boundary $\partial\mathcal{C}(S)$ of $\mathcal{C}(S)$ and let $\mathcal{P}_{\geq 3}$ be the subspace of all measures whose support contains at least three points. The mapping class group acts on $\mathcal{P}_{\geq 3}$ as a group of automorphisms. We have.

Lemma 8.4: *The action of $\mathcal{M}(S)$ on $\mathcal{P}_{\geq 3}$ is tame, and the stabilizer of a point is a finite subgroup of $\mathcal{M}(S)$.*

Proof: Let T be the space of triples of pairwise distinct points in $\partial\mathcal{C}(S)$. Every measure $\mu \in \mathcal{P}_{\geq 3}$ induces a non-trivial finite Borel measure $\mu^3 = \mu \times \mu \times \mu$ on T . The mapping class group acts diagonally on T as a group of homeomorphisms, and this action is *metrically proper* with respect to the distance induced from one of the distances δ_x [H05b]. In particular, every point $x \in T$ has a neighborhood N in T such that $g(N) \cap N \neq \emptyset$ only for finitely many $g \in \mathcal{M}(S)$. Since T is second countable, this immediately implies that the action of $\mathcal{M}(S)$ on the space of probability measures on T is tame. But then the action of $\mathcal{M}(S)$ on $\mathcal{P}_{\geq 3}$ is tame as well.

To show that the stabilizer of $\mu \in \mathcal{P}_{\geq 3}$ under the action of $\mathcal{M}(S)$ is finite, choose a subset V of T whose distance in $\partial\mathcal{C}(S) \times \partial\mathcal{C}(S) \times \partial\mathcal{C}(S)$ to the complement of T is positive and such that $\mu^3(V) > 3\mu^3(T)/4$. Now by the results in [H05b], there are only finitely many elements $g \in \mathcal{M}(S)$ such that $gV \cap V \neq \emptyset$ and therefore the stabilizer of μ is finite. \square

Recall from Section 7 that there is an $\mathcal{M}(S)$ -invariant Borel subset \mathcal{A} of the space \mathcal{CL} of complete geodesic laminations on S and a finite-to-one surjective $\mathcal{M}(S)$ -equivariant Borel map $\varphi : \mathcal{A} \rightarrow \partial\mathcal{C}(S)$. Let $\mathcal{B} = \mathcal{CL} - \mathcal{A}$ and denote by $\mathcal{P}(\mathcal{B})$ the space of all probability measures on \mathcal{B} . We have.

Lemma 8.5: *The action of $\mathcal{M}(S)$ on $\mathcal{P}(\mathcal{B})$ is tame, and the stabilizer of a point either is a finite subgroup of $\mathcal{M}(S)$ or it is contained in the stabilizer of a multicurve.*

Proof: Let $\mathcal{MC}(S)$ be the space of all multicurves on S . Note that $\mathcal{MC}(S)$ is countable and that $\mathcal{M}(S)$ acts naturally on $\mathcal{MC}(S)$ as a group of homeomorphisms with respect to the discrete topology. We construct an $\mathcal{M}(S)$ -equivariant map $\mathcal{B} \rightarrow \mathcal{MC}(S)$ as follows. For every $\lambda \in \mathcal{B}$, the minimal arational components of λ do not fill up S . Namely, by the definition of the set \mathcal{B} , a minimal arational component $\tilde{\lambda}$ of λ fills a non-trivial subsurface S_i of S whose boundary does not have an essential intersection with any minimal component of λ . As a consequence, the union of these (geodesic) boundary curves with the closed curve components of λ defines a multicurve on S . In other words, there is a natural $\mathcal{M}(S)$ -equivariant map $\Phi : \mathcal{B} \rightarrow \mathcal{MC}(S)$.

We claim that the map Φ is measurable. For this let c be any multicurve and let S_1, \dots, S_k be the components of $S - c$, ordered in such a way that the pairs of pants among these components are precisely the surfaces $S_{\ell+1}, \dots, S_k$. Let J be any (possibly empty) subset of $\{1, \dots, \ell\}$ and let $C(J)$ be the set of all geodesic laminations which consist of $|J|$ minimal arational components and such that each of these components fills one of the subsurfaces S_j for $j \in J$. For a fixed lamination $\nu \in C(J)$, the set $A(\nu)$ of all complete geodesic laminations $\zeta \in \Phi^{-1}(c)$ containing ν as the union of their minimal arational components is countable. Namely, for every such lamination ζ the set of minimal components of ζ is contained in the union of ν and the components of c . Now the set of all complete geodesic laminations $\xi \in \Phi^{-1}(c)$ which contain precisely $|J|$ minimal arational components filling the surfaces S_j for $j \in J$ is a countable union $\cup_{\zeta \in A(\nu)} Q(\zeta)$ where for $\zeta \in A(\nu)$ the set $Q(\zeta)$ consists of all complete geodesic laminations whose intersection with $S - \cup_{j \in J} S_j$ coincides with ζ and which moreover contain a sublamination from the set $C(J)$. As a consequence, to show that $\Phi^{-1}(c)$ is a Borel set, it suffices to show that each of the sets $Q(\zeta)$ ($\zeta \in A(\nu)$) is Borel.

Thus let $\zeta \in \Phi^{-1}(c)$ be fixed and let ν be the union of its minimal arational components. Let $J \subset \{1, \dots, k\}$ be such that the minimal arational components of ζ fill the surfaces S_j for $j \in J$. The set $Q'(\zeta)$ of all complete geodesic laminations whose restriction to $S - \cup_{j \in J} S_j$ coincides with ζ is a closed subset of \mathcal{CL} , and hence by the consideration in the proof of Corollary 7.3, the subset $Q(\zeta)$ of $Q'(\zeta)$ is a Borel subset of a closed set in \mathcal{CL} and hence it is Borel. This shows that indeed $\Phi^{-1}(c)$ is a Borel set.

As a consequence, Φ induces an $\mathcal{M}(S)$ -equivariant map from the space of all Borel probability measures on \mathcal{B} into the space of probability measures on $\mathcal{MC}(S)$. Since the action of $\mathcal{M}(S)$ on the space of probability measures on $\mathcal{MC}(S)$ is tame, with stabilizers which are either finite or contained in a subgroup which fixes a multicurve, by Lemma 3.4 of [A96] the same is true for the action of $\mathcal{M}(S)$ on the space of probability measures on \mathcal{B} . \square

Now let $n \geq 2$ and for $i \leq n$ let G_i be a locally compact second countable topological group. Let $G = G_1 \times \dots \times G_n$ and let $\Gamma < G$ be an irreducible lattice, i.e. we require that Γ is a discrete subgroup of G such that the volume of G/Γ with respect to Haar measure is finite (in particular, G is unimodular) and that for every i the projection of Γ to G_i is dense. The group G acts on G/Γ by left translation preserving the projection of the Haar measure λ on G .

Let (S, μ) be a standard probability space with a measure preserving mildly mixing action of Γ . Then Γ admits a measure preserving action on the product space $G \times S$. Since $\Gamma < G$ is a lattice, the quotient space $(G \times S)/\Gamma$ can be viewed as a bundle over G/Γ with fibre S . If $\Omega \subset G$ is a finite measure Borel fundamental domain for the action of Γ on G then $\Omega \times S \subset G \times S$ is a finite measure Borel fundamental domain for the action of Γ on $G \times S$ and up to normalization, the product measure $\lambda \times \mu$ projects to a probability measure ν on $(G \times S)/\Gamma$. The action of G on $G \times S$ by left translation commutes with the action of Γ and hence it projects to an action on $(G \times S)/\Gamma$ preserving the measure ν (see p.75 of [Z84]). For every $i \leq n$ define $G'_i = \prod_{j \neq i} G_j$. By assumption, the projection of Γ to $G_i = G'_i \backslash G$

is dense and therefore by Lemma 2.2.13 of [Z84] the action of Γ on G_i by translation is ergodic. Then by Moore's ergodicity theorem, the action of G'_i on G/Γ is ergodic as well. Since by assumption the action of Γ on (S, μ) is mildly mixing, Lemma 4.2 of [H05c] (and its proof) shows that the action of G_i on $((G \times S)/\Gamma, \nu)$ is ergodic.

An $\mathcal{M}(S)$ -valued *cocycle* for the action of Γ on (S, μ) is a map $\alpha : \Gamma \times S \rightarrow \mathcal{M}(S)$ such that $\alpha(gh, x) = \alpha(g, hx)\alpha(h, x)$ for almost all $x \in S$, all $g, h \in \Gamma$. We show.

Lemma 8.6: *Let α be an $\mathcal{M}(S)$ -valued cocycle for the action of Γ on (S, μ) . Then α is cohomologous to a cocycle α' which satisfies one of the following four possibilities.*

- (1) *There is some $i \leq n$ and there is a finite subgroup K of $\mathcal{M}(S)$ with normalizer N such that α' is induced from a continuous homomorphism $G \rightarrow N/K$ which factors through G_i .*
- (2) *The image of α' is contained in a finite subgroup of $\mathcal{M}(S)$.*
- (3) *The image of α' is contained in a virtually abelian subgroup of $\mathcal{M}(S)$.*
- (4) *The image of α' is contained in the stabilizer of a multicurve.*

Proof: Let Γ be an irreducible lattice in $G = G_1 \times \cdots \times G_n$ and let (S, μ) be a mildly mixing standard Borel-probability Γ -space. Let again $\Omega \subset G$ be a Borel fundamental domain for the action of Γ on G . Let ν be the G -invariant Borel probability measure on $(G \times S)/\Gamma \sim \Omega \times S$. We obtain a ν -measurable function $\beta : G \times (G \times S)/\Gamma \rightarrow \mathcal{M}(S)$ as follows. For $z \in \Omega$ and $g \in G$ let $\eta(g, z) \in \Gamma$ be the unique element such that $gz \in \eta(g, z)\Omega$ and define $\beta(g, (z, \sigma)) = \alpha(\eta(g, z), \sigma)$. By construction, η satisfies the cocycle equation for the action of G on $(G \times S)/\Gamma$. The group G admits a *strong boundary* which is a Borel G -space B with an invariant doubly ergodic measure class ζ and such that the action of G with respect to this measure class is amenable [Ka03]. We may assume that B is also a strong boundary for Γ . Let \mathcal{PCL} be the space of probability measures on \mathcal{CL} . Since \mathcal{CL} is a compact metric $\mathcal{M}(S)$ -space, by Proposition 4.3.9 of [Z84] there is a β -equivariant Furstenberg map $(G \times S)/\Gamma \times B \rightarrow \mathcal{PCL}$. Now the action of G on $(G \times S)/\Gamma$ is ergodic and the action of G on B is doubly ergodic and therefore if there is a subset D of $(G \times S)/\Gamma \times B$ of positive measure such that for every $x \in D$ the support of $f(x)$ meets the subset \mathcal{A} of \mathcal{CL} , then this is the case for almost every x . Since every measure can be written as a sum of a measure on \mathcal{A} and a measure on \mathcal{B} , we may assume without loss of generality that either for almost every x the measure $f(x)$ is supported in \mathcal{A} or that for almost all x the measure $f(x)$ is supported in \mathcal{B} .

Assume first that for almost all x the measure $f(x)$ is supported in \mathcal{B} . Since by Lemma 8.4 the action of $\mathcal{M}(S)$ on $\mathcal{P}(\mathcal{B})$ is tame, with stabilizers which either are finite or preserve a multicurve, there is a β -equivariant map $\tilde{f} : (G \times S)/\Gamma \times B \rightarrow \mathcal{M}(S)/\mathcal{M}_0$ where $\mathcal{M}_0 < \mathcal{M}(S)$ either is a finite group or it is the stabilizer of a multicurve. Since G is also ergodic on $(G \times S)/\Gamma \times B \times B$, if \mathcal{M}_0 is a finite group then Lemma 5.2.10 of [Z84] implies that β and hence α is equivalent to a cocycle ranging in a finite subgroup of $\mathcal{M}(S)$.

If \mathcal{M}_0 is the stabilizer of a multicurve c , we obtain the corresponding conclusion by inspecting the proof of Lemma 5.2.10 of [Z84]. Namely, in this case the quotient

space $\mathcal{M}(S)/\mathcal{M}_0$ is just the space of multicurves which are topologically equivalent to c , i.e. which have the same number of components as c and which decompose the surface S into connected components of the same topological types. The left action of $\mathcal{M}(S)$ on $\mathcal{M}(S)/\mathcal{M}_0 \times \mathcal{M}(S)/\mathcal{M}_0$ is tame (compare the proof of Lemma 8.3). For $s \in (G \times S)/\Gamma$ let $\tilde{f}_s : B \times B \rightarrow \mathcal{M}(S)/\mathcal{M}_0 \times \mathcal{M}(S)/\mathcal{M}_0$ be given by $\tilde{f}_s(y_1, y_2) = (f(s, y_1), f(s, y_2))$. Since the action of G on $(G \times S)/\Gamma \times B \times B$ is ergodic as well, there is an $\mathcal{M}(S)$ -orbit \mathcal{O} for the action of $\mathcal{M}(S)$ on $\mathcal{M}(S)/\mathcal{M}_0 \times \mathcal{M}(S)/\mathcal{M}_0$ such that for ν -almost every $s \in (G \times S)/\Gamma$ and for ζ -almost all $y_1, y_2 \in B$ we have $\tilde{f}_s(y_1, y_2) \in \mathcal{O}$. On the other hand, the measure $(\tilde{f}_s)_*(\zeta \times \zeta)$ is a purely atomic product measure and therefore it does not vanish on the diagonal of $\mathcal{M}(S)/\mathcal{M}_0 \times \mathcal{M}(S)/\mathcal{M}_0$. Since this diagonal is invariant under the action of $\mathcal{M}(S)$ it coincides with the orbit \mathcal{O} and therefore for ν -almost every $s \in (G \times S)/\Gamma$ the measure $(\tilde{f}_s)_*\nu$ is supported on a single point. This implies that \tilde{f} induces a measurable β -equivariant map $(G \times S)/\Gamma \rightarrow \mathcal{M}(S)/\mathcal{M}_0$. By the cocycle reduction lemma (Lemma 5.2.11 of [Z84]), this just means that the cocycle β is cohomologous to a cocycle into \mathcal{M}_0 ; then the same is true for α .

Now assume that for almost all $x \in (G \times S)/\Gamma \times B$ the measure $f(x)$ is supported in \mathcal{A} . Via composing f with the natural $\mathcal{M}(S)$ -equivariant map $\mathcal{A} \rightarrow \partial\mathcal{C}(S)$ we may assume that f maps $(G \times S)/\Gamma \times B$ into the space of probability measures on $\partial\mathcal{C}(S)$. If there is a set of positive measure in $(G \times S)/\Gamma \times B$ such that for every point x in this set the support of $f(x)$ contains at least 3 points, then using as before the fact that the action of $\mathcal{M}(S)$ on $\mathcal{P}_{\geq 3}$ is tame, with finite point stabilizers, we conclude that α is equivalent to a cocycle ranging in a finite subgroup of $\mathcal{M}(S)$.

In the case that for almost all x the measure $f(x)$ is supported on two distinct points, we follow Lemma 23 in [MMS04]. Namely, let $z \in \mathcal{C}(S)$ and let \mathcal{D} be the set of pairs of distinct points in $\partial\mathcal{C}(S)$. For two disjoint elements $x = \{x_1, x_2\}$ and $y = \{y_1, y_2\}$ of \mathcal{D} let

$$\rho'(x, y) = \left| \log \frac{\delta_z(x_1, y_1) \delta_z(x_2, y_2)}{\delta_z(x_1, y_2) \delta_z(y_2, x_1)} \right|^{-1}.$$

This function extends to a continuous function on the space C of distinct but not necessarily disjoint pairs $(x, y) \in \mathcal{D} \times \mathcal{D}$ which vanishes if and only if $x \cap y \neq \emptyset$. The action of $\mathcal{M}(S)$ on $C \times C$ is metrically proper [H05b] and therefore there is a continuous function $h : C \rightarrow [0, \infty)$ such that $\sum_{g \in \mathcal{M}(S)} h(g^{-1}(a, b)) = 1$ and that for every subset L of C whose distance to $(\rho')^{-1}(0)$ is positive the same is true for the intersection of the support of h with $\mathcal{M}(S)(L)$. The function $\rho(a, b) = \sum_{g \in \mathcal{M}(S)} h(g^{-1}(a, b)) \rho'(g^{-1}(a, b))$ is $\mathcal{M}(S)$ -invariant and continuous and $\rho(a, b) > 0$ if a, b are disjoint.

Using the $\mathcal{M}(S)$ -invariant function ρ we argue as in Lemma 3.4 of [MS04] and its proof. We conclude that either the image of the cocycle β stabilizes a pair of distinct points in $\partial\mathcal{C}(S)$ or the image of f is contained in the space of Dirac measures on $\partial\mathcal{C}(S)$, i.e. f is an equivariant map $(G \times S)/\Gamma \times B \rightarrow \partial\mathcal{C}(S)$. On the other hand, if the image of β stabilizes a pair of distinct points in $\partial\mathcal{C}(S)$ then this image is contained in a virtually abelian subgroup of $\mathcal{M}(S)$ and therefore our lemma holds true. Thus we may assume that f is a $\mathcal{M}(S)$ -equivariant map $(G \times S)/\Gamma \times B \rightarrow \partial\mathcal{C}(S)$.

Let $H < \mathcal{M}(S)$ be the subgroup of $\mathcal{M}(S)$ generated by the image of β and let $\Lambda \subset \partial\mathcal{C}(S)$ be the *limit set* for the action of H on $\mathcal{C}(S)$, i.e. Λ is the set of accumulation points of an H -orbit on $\mathcal{C}(S)$. If this limit set consists of at most two points then either H is virtually abelian or it has a bounded orbit and hence it stabilizes a multicurve (compare the proof of Lemma 8.2). Thus for the purpose of our lemma, we may assume that Λ contains more than two points; then Λ is a closed H -invariant subset of $\partial\mathcal{C}(S)$ which equals the support of the measure $f_*\nu$ on $\partial\mathcal{C}(S)$. Let T be the set of triples of pairwise distinct points in Λ . We showed in [H05b] that there is a continuous non-trivial cocycle $\rho : T \rightarrow L^2(H)$. This cocycle then induces a non-trivial measurable $L^2(H)$ -valued cocycle on $(G \times S)/\Gamma \times B$. Since the action of G on B is doubly ergodic, this cocycle defines a non-trivial cohomology class for G with coefficients in the separable Hilbert space $L^{[2]}((G \times S)/\Gamma, L^2(H))$ of all measurable maps $(G \times S)/\Gamma \rightarrow L^2(H)$ with the additional property that for each such map ρ the function $x \rightarrow \|\rho(x)\|$ is square integrable on $(G \times S)/\Gamma$.

For $i \leq n$ write $G'_i = \prod_{j \neq i} G_j$. We follow the proof of Corollary 4.2 of [H05c] (see also [MMS04]) and conclude from the results of Burger and Monod [BM99, BM02] that there is some $i \leq n$ and there is an equivariant map $(G \times S)/\Gamma \rightarrow L^2(H)$ for the restriction of β to $G'_i \times (G \times S)/\Gamma$. By our assumption on Γ and by Lemma 4.2 of [H05c] and its proof, the action of G'_i on $(G \times S)/\Gamma$ is ergodic and therefore the restriction of β to G'_i is equivalent to a cocycle into the stabilizer of a non-zero element of $L^2(H)$ (see Lemma 5.2.11 of [Z84]). Since the action of H on itself by left translation is simply transitive, this stabilizer is a finite subgroup of H .

We now follow the proof of Theorem 1.2 of [MS04] and find a minimal such subgroup K of $\mathcal{M}(S)$. The cocycle β is cohomologous to a cocycle β' into the normalizer N of K in $\mathcal{M}(S)$, and the same is true for the cocycle α . Proposition 3.7 of [MS04] then shows that β' is induced from a continuous homomorphism $G \rightarrow N/K$ which factors through G_i . This completes the proof of the lemma. \square

To complete the proof of Theorem 2 from the introduction we are left with analyzing the case that our cocycle α is cohomologous to a cocycle, again denoted by α , with values in the stabilizer H of a multicurve c . If c has $d \leq 3g - 3 + m$ components, then the group H is a direct product of \mathbb{Z}^d with the mapping class group \mathcal{M}_0 of the (possibly disconnected) surface S_0 which we obtain from $S - c$ by pinching each boundary circle to a point, and where the group \mathbb{Z}^d is generated by the Dehn twists about the components of c . Note that \mathcal{M}_0 is a finite extension of the direct product of the mapping class groups of the connected components of S_0 . Let $p : H \rightarrow \mathcal{M}_0$ be the natural projection and let \mathcal{C}_0 be the space of all complete geodesic laminations on S_0 . Then \mathcal{C}_0 is a compact \mathcal{M}_0 -space and hence we can apply our above procedure to the cocycle $p \circ \alpha$, the compact space \mathcal{C}_0 and the group \mathcal{M}_0 . After at most $3g - 3 + m$ steps we conclude that indeed the cocycle α is cohomologous to a cocycle with values in subgroup of $\mathcal{M}(S)$ which is a finite extension of a group of the form $\mathbb{Z}^\ell \times N/K$ where $\ell \leq 3g - 3 + m$, where $K < \mathcal{M}(S)$ is finite, N is the normalizer of K in $\mathcal{M}(S)$ and such that there is a continuous homomorphism $G \rightarrow N/K$. This completes the proof of Theorem 2.

Acknowledgement: Part of this work was carried out during a visit of the MSRI in Berkeley. I thank the Institute for its hospitality. I am also grateful to Curt McMullen for useful comments.

REFERENCES

- [A96] S. Adams, *Reduction of cocycles with hyperbolic target*, Erg. Th. & Dyn. Syst. 16 (1996), 1111–1145.
- [AR00] C. Anantharaman-Delaroche, J. Renault, *Amenable groupoids*, Monographie 36 de l'Enseignement Math., Genève 2000.
- [BCH94] P. Baum, A. Connes, N. Higson, *Classifying space for proper G -actions and K -theory of group C^* -algebras*, Contemp. Math. 167 (1994), 241–291.
- [BH99] M. Bridson, A. Haefliger, *Metric spaces of non-positive curvature*, Springer Grundlehren 319, Springer, Berlin 1999.
- [Bo97] F. Bonahon, *Geodesic laminations on surfaces*, Contemp. Math. 269 (1997), 1–37.
- [Bw03] B. Bowditch, *Tight geodesics in the curve complex*, preprint, November 2003.
- [BM99] M. Burger, N. Monod, *Bounded cohomology of lattices in higher rank Lie groups*, J. Eur. Math. Soc. 1 (1999), 199–235.
- [BM02] M. Burger, N. Monod, *Continuous bounded cohomology and applications to rigidity theory*, Geom. Funct. Anal. 12 (2002), 219–280.
- [B92] P. Buser, *Geometry and spectra of compact Riemann surfaces*, Birkhäuser, Boston 1992.
- [CEG87] R. Canary, D. Epstein, P. Green, *Notes on notes of Thurston*, in “Analytical and geometric aspects of hyperbolic space”, edited by D. Epstein, London Math. Soc. Lecture Notes 111, Cambridge University Press, Cambridge 1987.
- [CB88] A. Casson with S. Bleiler, *Automorphisms of surfaces after Nielsen and Thurston*, Cambridge University Press, Cambridge 1988.
- [FLP91] A. Fathi, F. Laudenbach, V. Poénaru, *Travaux de Thurston sur les surfaces*, Astérisque 1991.
- [H05a] U. Hamenstädt, *Train tracks and the Gromov boundary of the complex of curves*, to appear in “Spaces of Kleinian groups” (Y. Minsky, M. Sakuma, C. Series, eds.), London Math. Soc. Lec. Notes 329 (2005), 187–207; arXiv:math.GT/0409611.
- [H05b] U. Hamenstädt, *Bounded cohomology and isometry groups of hyperbolic spaces*, arXiv:math.GR/0507097.
- [H05c] U. Hamenstädt, *Bounded cohomology, cross ratios and cocycles*, arXiv:math.GR/0508532.
- [Har86] J. Harer, *The virtual cohomological dimension of the mapping class group of an oriented surface*, Invent. Math. 84 (1986), 157–176.
- [Hat91] A. Hatcher, *On triangulations of surfaces*, Topology Appl. 40 (1991), 189–194.
- [H00] N. Higson, *Biinvariant K -theory and the Novikov conjecture*, Geom. Funct. Anal. 10 (2000), 563–581.
- [HR00] N. Higson, J. Roe, *Amenable group actions and the Novikov conjecture*, J. reine angew. Math. 519 (2000), 143–153.
- [HM79] J. Hubbard, H. Masur, *Quadratic differentials and foliations*, Acta Math. 142 (1979), 221–274.
- [I02] N. V. Ivanov, *Mapping class groups*, Chapter 12 in Handbook of Geometric Topology (Editors R.J. Daverman and R.B. Sher), Elsevier Science (2002), 523–633.
- [Ka03] V. Kaimanovich, *Double ergodicity of the Poisson boundary and applications to bounded cohomology*, Geom. Funct. Anal. 13 (2003), 852–861.
- [Ka04] V. Kaimanovich, *Boundary amenability of hyperbolic spaces*, Contemp. Math 347 (2004), 83–114.
- [KM96] V. Kaimanovich, H. Masur, *The Poisson boundary of the mapping class group*, Invent. Math. 125 (1996), 221–264.
- [KMS86] S. Kerckhoff, H. Masur, J. Smillie, *Ergodicity of billiard flows and quadratic differentials*, Ann. Math. 124 (1986), 293–311.
- [Ki05] Y. Kida, *The mapping class group from the viewpoint of measure equivalence theory*, arXiv:math.GR/0512230.

- [K199] E. Klarreich, *The boundary at infinity of the curve complex and the relative Teichmüller space*, unpublished manuscript, Ann Arbor 1999.
- [M82] H. Masur, *Interval exchange transformations and measured foliations*, Ann. Math. 115 (1982), 169–201.
- [MM99] H. Masur, Y. Minsky, *Geometry of the complex of curves I: Hyperbolicity*, Invent. Math. 138 (1999), 103–149.
- [MMS04] I. Mineyev, N. Monod, Y. Shalom, *Ideal bicomings for hyperbolic groups and applications*, Topology 43 (2004), 1319–1344.
- [MV03] G. Mislin, A. Valette, *Proper group actions and the Baum-Connes conjecture*, Birkhäuser, Basel 2003.
- [MS04] N. Monod, Y. Shalom, *Cocycle superrigidity and bounded cohomology for negatively curved spaces*, J. Diff. Geom. 67 (2004), 395–456.
- [M03] L. Mosher, *Train track expansions of measured foliations*, unpublished manuscript, 2003.
- [O96] J. P. Otal, *Le Théorème d’hyperbolisation pour les variétés fibrées de dimension 3*, Astérisque 235, Soc. Math. Fr. 1996.
- [PH92] R. Penner with J. Harer, *Combinatorics of train tracks*, Ann. Math. Studies 125, Princeton University Press, Princeton 1992.
- [T79] W. Thurston, *Three-dimensional geometry and topology*, unpublished manuscript, 1979.
- [V86] W. Veech, *The Teichmüller geodesic flow*, Ann. Math. 124 (1986), 441–530.
- [ZB04] X. Zhu, F. Bonahon, *The metric space of geodesic laminations on a surface I*, Geom. Top. 8 (2004), 539–564.
- [Z84] R. Zimmer, *Ergodic theory and semisimple groups*, Birkhäuser, Boston 1984.

MATHEMATISCHES INSTITUT DER UNIVERSITÄT BONN
 BERINGSTRASSE 1, 53115 BONN, GERMANY
 e-mail: ursula@math.uni-bonn.de