

Virtual Braids and the L -Move

LOUIS H. KAUFFMAN AND SOFIA LAMBROPOULOU

0 Introduction

In this paper we prove a Markov Theorem for the virtual braid group and for some analogs of this structure. The virtual braid group is the natural companion to the category of virtual knots, just as the Artin braid group is the natural companion to classical knots and links. In classical knot theory the braid group gives a fundamental algebraic structure associated with knots. The Alexander Theorem tells us that every knot or link can be isotoped to braid form. The capstone of this relationship is the Markov Theorem, giving necessary and sufficient conditions for two braids to close to the same link (where sameness of two links means that they are ambient isotopic).

The Markov Theorem in classical knot theory is not easy to prove. The Theorem was originally stated by A.A. Markov with three moves and then N. Weinberg reduced them to the known two moves [29, 38]. The first complete proof is due to J. Birman [4]. Other published proofs are due to D. Bennequin [3], H. Morton [30], P. Traczyk [35] and S. Lambropoulou [24, 25]. In this paper we shall follow the “ L -Move” methods of Lambropoulou. In the L -move approach to the Markov theorem, one gives a very simple uniform move that can be applied anywhere in a braid to produce a braid with the same closure. This move, the L -move, consists in cutting a strand of the braid and taking the top of the cut to the bottom of the braid (entirely above or entirely below the braid) and taking the bottom of the cut to the top of the braid (uniformly above or below in correspondence with the choice for the other end of the cut). See Figure 15 for an illustration of a classical L -move. One then proves that two braids have the same closure if and only if they are related by a series of L -moves. Once this L -Move Theorem is established, one can reformulate the result in various ways, including the more algebraic classical Markov Theorem that uses conjugation and stabilization moves to relate braids with equivalent closures.

Up to now [25, 10, 26] the L -moves were only used for proving analogues of the Markov theorem for classical knots and links in 3-manifolds (with or without boundary). Our approach to a Markov Theorem for virtual knots and links follows a similar strategy to the classical case, but necessarily must take into account properties of virtual knots and links that diverge from the classical case. In particular, we use L -moves that are purely virtual, as well as considering the effect of allowed and forbidden moves of the virtual braids. The strategy for our project is to first give a specific algorithm for converting a virtual link

diagram to a virtual braid. This algorithm is designed to be compatible with the L -moves. We prove that if two virtual diagrams are related to each other by a sequence of (virtual) Reidemeister moves, then the corresponding braids are related by virtual L -moves. The exact description of the L -moves for virtual braids is found in Section 2.2 (Definitions 2, 3, 4 and Figures 11, 12, 13). The L -Move Markov Theorem for virtual braids (Theorem 2) is proved in Section 3.

Once an L -Move Theorem is proved for virtual braids, it is a natural task to reformulate the Theorem in algebraic terms. In Section 4 we formulate and prove a local algebraic Markov theorem for virtual braids (Theorem 3). This and the L -Move Theorem for virtuals are the key results of our paper. In Section 5 we recover the Markov Theorem for virtual braids proved by S. Kamada in [15]. Such theorems are important for understanding the structure and classification of virtual knots and links. The L -move approach provides a flexible conceptual center from which to deduce many results. In particular, it would surely be quite difficult to compare our local algebraic formulation of the Markov Theorem with that of Kamada without the fundamental L -move context.

We conclude the paper with descriptions of variations of our Markov Theorem for other categories of braids, such as flat virtual braids, welded braids and virtual unrestricted braids, in Section 6. We also describe in Section 7 the general pattern for obtaining quantum invariants via solutions to the Yang-Baxter equation, and Hecke algebra type invariants of virtual links via braids. These topics will be the subject of our future research.

1 Virtual Knot Theory

Virtual knot theory is an extension of classical diagrammatic knot theory. In this extension one adds a *virtual crossing* (see Figure 1) that is neither an over-crossing nor an under-crossing. A virtual crossing is represented by two crossing arcs with a small circle placed around the crossing point.

Virtual diagrams can be regarded as representatives for oriented Gauss codes (Gauss diagrams) [18, 9]. Some Gauss codes have planar realizations, and these correspond to classical knot diagrams. Some codes do not have planar realizations. An attempt to embed such a code in the plane leads to the production of the virtual crossings.

Another useful topological interpretation for virtual knot theory is in terms of embeddings of links in thickened surfaces, taken up to addition and subtraction of empty handles. Regard each virtual crossing as a shorthand for a detour of one of the arcs in the crossing through a 1-handle that has been attached to the 2-sphere of the original diagram (see Figure 1). By interpreting each virtual crossing in this way, we obtain an embedding of a collection of circles into a thickened surface of genus the number of virtual crossings in the original diagram. See [6, 14, 18, 20]. We say that two such surface embeddings are *stably equivalent* if one can be obtained from another by isotopy in the thickened surfaces, homeomorphisms of the surfaces and the addition or subtraction of empty handles. Then

we have the following Theorem [20, 6]: *Two virtual link diagrams are isotopic if and only if their correspondent surface embeddings are stably equivalent.*

A third way to make a topological interpretation of virtual knots and links is to form a ribbon–neighborhood surface (sometimes called an *abstract link diagram* [14]) for a given virtual knot or link, as illustrated in Figure 1. In this Figure we show how a virtual trefoil knot (two classical and one virtual crossing) has the classical crossings represented as diagrammatic crossings in disks, which are connected by ribbons, while the virtual crossings are represented by ribbons that pass over one another without interacting. The abstract link diagram is shown embedded in three dimensional space, but it is to be regarded as specified without any particular embedding. Thus it can be represented with the ribbons for the virtual crossings switched. These abstract link diagrams give the least surface embedding (with boundary) that can represent a given link diagram.

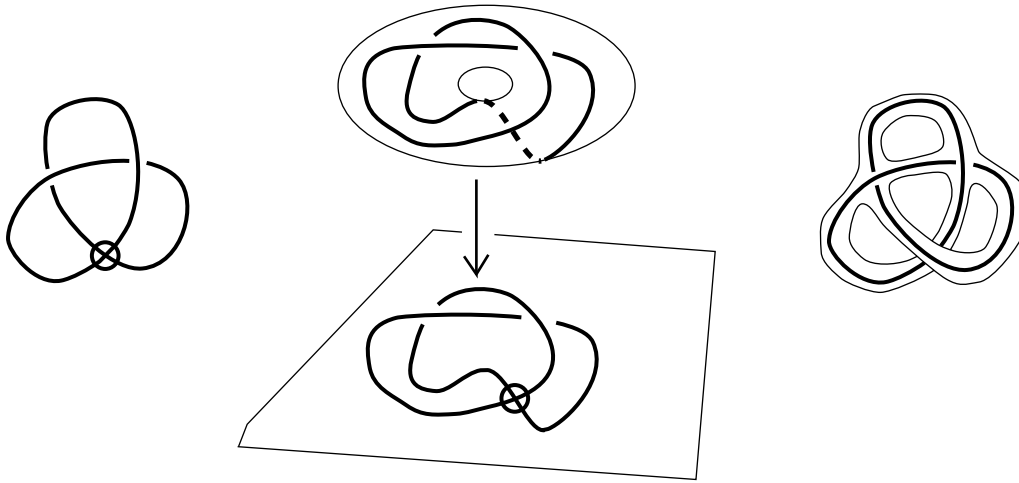


Figure 1 – A Virtual Trefoil and its Surface Realizations

Isotopy moves on virtual diagrams generalize the ordinary Reidemeister moves for classical knot and link diagrams. See Figure 2, where all variants of the moves should be considered. In this work, virtual diagrams are always oriented, so the isotopy moves will be considered with all possible choices of orientations. One can summarize the moves on virtual diagrams as follows: The real crossings interact with one another according to the *classical Reidemeister moves* (Part A of Figure 2). Virtual crossings interact with one another by *virtual Reidemeister moves* that ignore the structure of under or over crossings (Part B of Figure 2). The key move between virtual and classical crossings is shown in Part C of Figure 2. Here a consecutive sequence of two virtual crossings can be moved across a single classical crossing. The move in Part C of Figure 2 is a special case of the more general *detour move* indicated in Figure 3. We will call it the *mixed RIII move*. All these moves together with the *planar isotopy moves* (top left of Figure 2) generate an equivalence

relation in the set of virtual knot and link diagrams, called *virtual equivalence* or *virtual isotopy*.

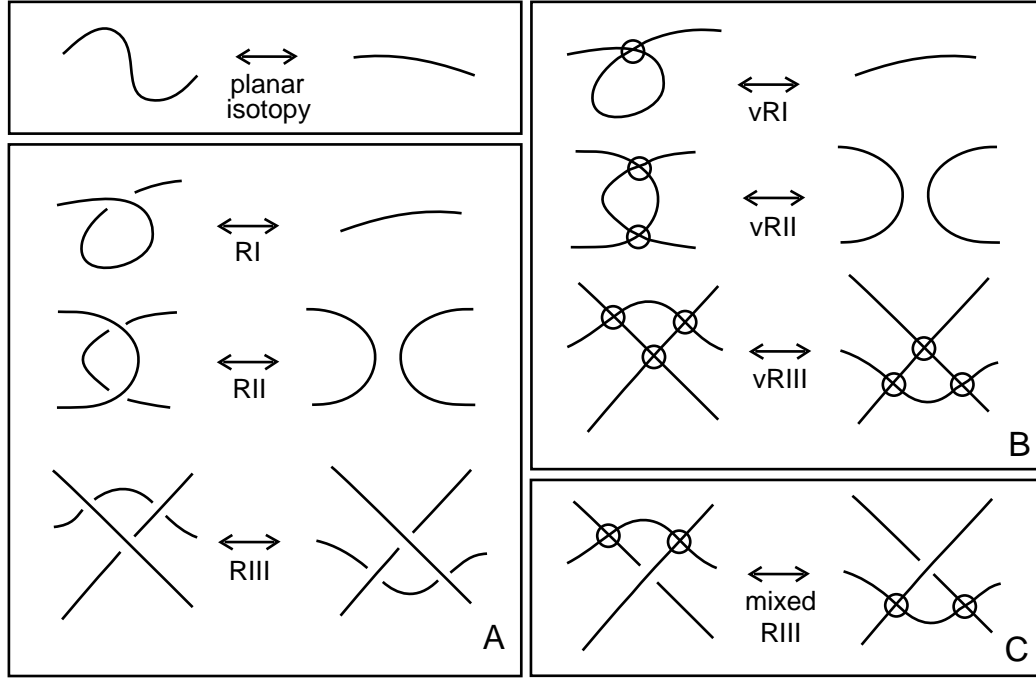


Figure 2 – Reidemeister Moves for Virtuals

In the detour move, an arc in the diagram that contains a consecutive sequence of virtual crossings can be excised, and the arc re-drawn, transversal to the rest of the diagram (or itself), adding virtual crossings whenever these intersections occur. See Figure 3. In fact, each of the moves in Parts B and C of Figure 2 can be regarded as special cases of the detour move. By similar arguments as in the classical Reidemeister Theorem, it follows that any detour move can be achieved by a finite sequence of local steps, each one being a Reidemeister move containing virtual crossings. A succinct description of virtual isotopy is that it is generated by classical Reidemeister moves *and* the detour move.

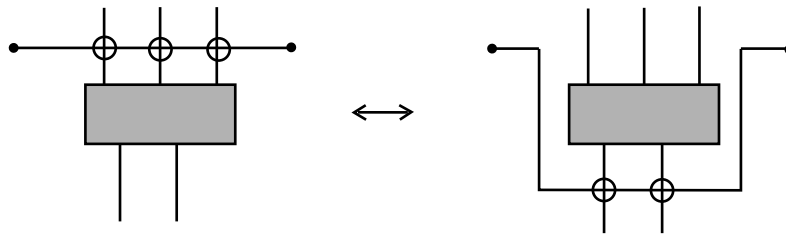


Figure 3 – The Detour Move

We note that a move analogous to the move in Part C of Figure 2 but with two real crossings and one virtual crossing is a *forbidden move* in virtual knot theory. There are two types of forbidden moves: One with an over arc, denoted F_1 , and another with an under arc, denoted F_2 . See [18] for explanations and interpretations. Variants of the forbidden moves are illustrated in Figure 4.

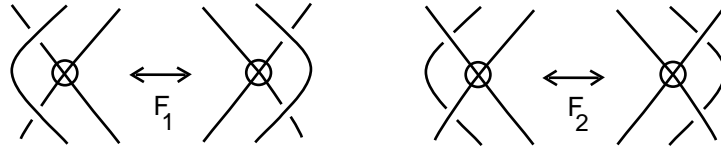


Figure 4 – The Forbidden Moves

We know [18, 9] that classical knot theory embeds faithfully in virtual knot theory. That is, if two classical knots are equivalent through moves using virtual crossings, then they are equivalent as classical knots via standard Reidemeister moves. With this approach, one can generalize many structures in classical knot theory to the virtual domain, and use the virtual knots to test the limits of classical problems, such as the question whether the Jones polynomial detects knots. Counterexamples to this conjecture exist in the virtual domain. It is an open problem whether some of these counterexamples are equivalent to classical knots and links.

2 Virtual Braids

Just as classical knots and links can be represented by the closures of braids, so can virtual knots and links be represented by the closures of virtual braids [19, 15, 21]. A *virtual braid* on n strands is a braid on n strands in the classical sense, which may also contain virtual crossings. The closure of a virtual braid is formed by joining by simple arcs the corresponding endpoints of the braid on its plane. Like virtual diagrams, a virtual braid can be embedded in a ribbon surface. See Figure 5 for an example.

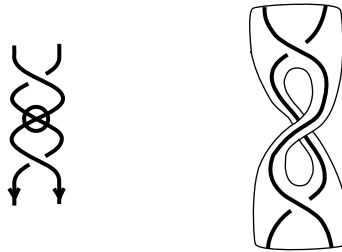


Figure 5 – A Virtual Braid and its Ribbon Surface Realization

The set of isotopy classes of virtual braids on n strands forms a group, the virtual braid group, denoted VB_n , that can be described by generators and relations, generalizing the generators and relations of the classical braid group [19]. This structure of virtual braids is worth study for its own sake. The virtual braid group is an extension of the classical braid group by the symmetric group. See [21] for a reduced presentation of VB_n . It is worth remarking that classical braids embed in virtual braids just as classical links embed in virtual links. This fact may be most easily deduced from [23].

Virtual braids representing isotopic virtual links are related via a Markov-type virtual analogue. In [15] S. Kamada proves a Markov Theorem for the virtual braids, giving a set of moves on virtual braids that generate the same equivalence classes as the virtual link types of their closures. For reference to previous work on virtual links and braids the reader should consult [2, 6, 7, 9, 11, 13, 14, 15, 16, 18, 19, 20, 21, 22, 23, 27, 28, 32, 36, 37].

2.1 Braiding Virtual Diagrams

It is easily seen that the classical Alexander Theorem [1, 5] generalizes to virtuals.

Theorem 1 *Every (oriented) virtual link can be represented by a virtual braid, whose closure is isotopic to the original link.*

Indeed, it is quite easy to braid a virtual diagram. In [21] we gave, for example, a new braiding algorithm, which is applicable, in fact, to all the categories in which braids are constructed. The idea of that algorithm is very similar to the braiding algorithm of Kamada [15], and it is the following: We consider a virtual link diagram arranged in general position with respect to the height function. We then rotate all crossings of the diagram on the plane, so that all arcs in the crossings are oriented downwards. We leave the down-arcs in place and eliminate the up-arcs, producing instead braid strands. The elimination of an up-arc is described in Figure 9.

For the purposes of this paper, where we need to analyze how the isotopy moves on diagrams affect the final braids, we follow a different braiding process.

Preparation for braiding. Firstly, for simplicity and without loss of generality, virtual link diagrams are assumed piecewise linear. Working in the piecewise linear category gives rise to another ‘move’: The *subdivision* of an arc into two smaller arcs, by marking it with a point. Subdivision can be regarded as a degenerate case of the planar isotopy move. The vertices and the local maxima and minima are subdividing points of a diagram.

Furthermore, virtual link diagrams lie on the plane, which is equipped with the top-to-bottom direction. This makes our set-up liable to certain conventions. For example, an oriented virtual diagram contains only *up-arcs* and *down-arcs* (no horizontal arcs). It contains no horizontally aligned crossings, so as to have the crossings in the corresponding braid lying on different horizontal levels. Vertically aligned crossings or subdividing points are also not permitted, so as to avoid pairs of braid strands with the same endpoints. The above discussion gives rise to the following definition.

Definition 1 A virtual link diagram is said to be in *general position* if it does not contain any horizontal arcs and no two subdividing points or crossings are vertically or horizontally aligned.

Clearly, any virtual diagram can assume general position by very small planar shifts. Note that, the arcs or points or crossings that violate Definition 1 may not be close in the diagram. For example, two aligned subdividing points may lie far away. The point is that the correcting shifts can be applied on only one of them, so, in this sense these shifts can be assumed local. Moreover, when bringing a virtual diagram to general position we meet certain choices. For example, in a parallel occurrence of a maximum and a minimum, either one can occur first in the vertical order. Different choices amount to local shifts of crossings and subdividing points with respect to the horizontal or the vertical direction. The local shifts described above shall be called *direction sensitive moves*.

The most interesting instances of such moves are the *swing moves*. See Figure 6. A swing move avoids the coincidence of a maximum or minimum and a crossing, and it may involve a real or a virtual crossing. It turns out that adding the swing moves to our list of virtual isotopy moves makes redundant certain instances of Reidemeister moves involving horizontal arcs. For example, it is easily verified that an RII move with two horizontal arcs can be produced by an RII move with two vertical arcs, two swing moves and changes of relative positions of vertices.




Figure 6 – The swing moves

It follows now easily that any two virtual diagrams in general position that correspond to isotopic virtual diagrams will differ by the above ‘direction sensitive moves’ and the Reidemeister moves for virtuals, all in general position. From now on, all diagrams will be assumed in general position.

The braiding. We are now ready to describe our braiding algorithm. The down-arcs will stay in place while the up-arcs shall be eliminated. Now, an up-arc will either be an arc of a crossing or it will be a *free up-arc*. We place each crossing containing one or two up-arcs in a small rectangular box with diagonals the arcs of the crossing, the *crossing box*. A crossing box is assumed sufficiently narrow, so that the vertical zone it defines does not intersect the zone of another crossing. The free up-arcs are arcs joining the crossing boxes. We first braid the crossings containing an up-arc, one by one, according to the crossing charts of Figure 7. Except for the local crossings shown in the illustrations, all other crossings of the new braid strands with the rest of the diagram are virtual. This is

indicated abstractly by placing virtual crossings at the ends of the new strands. The result is a virtual tangle diagram.

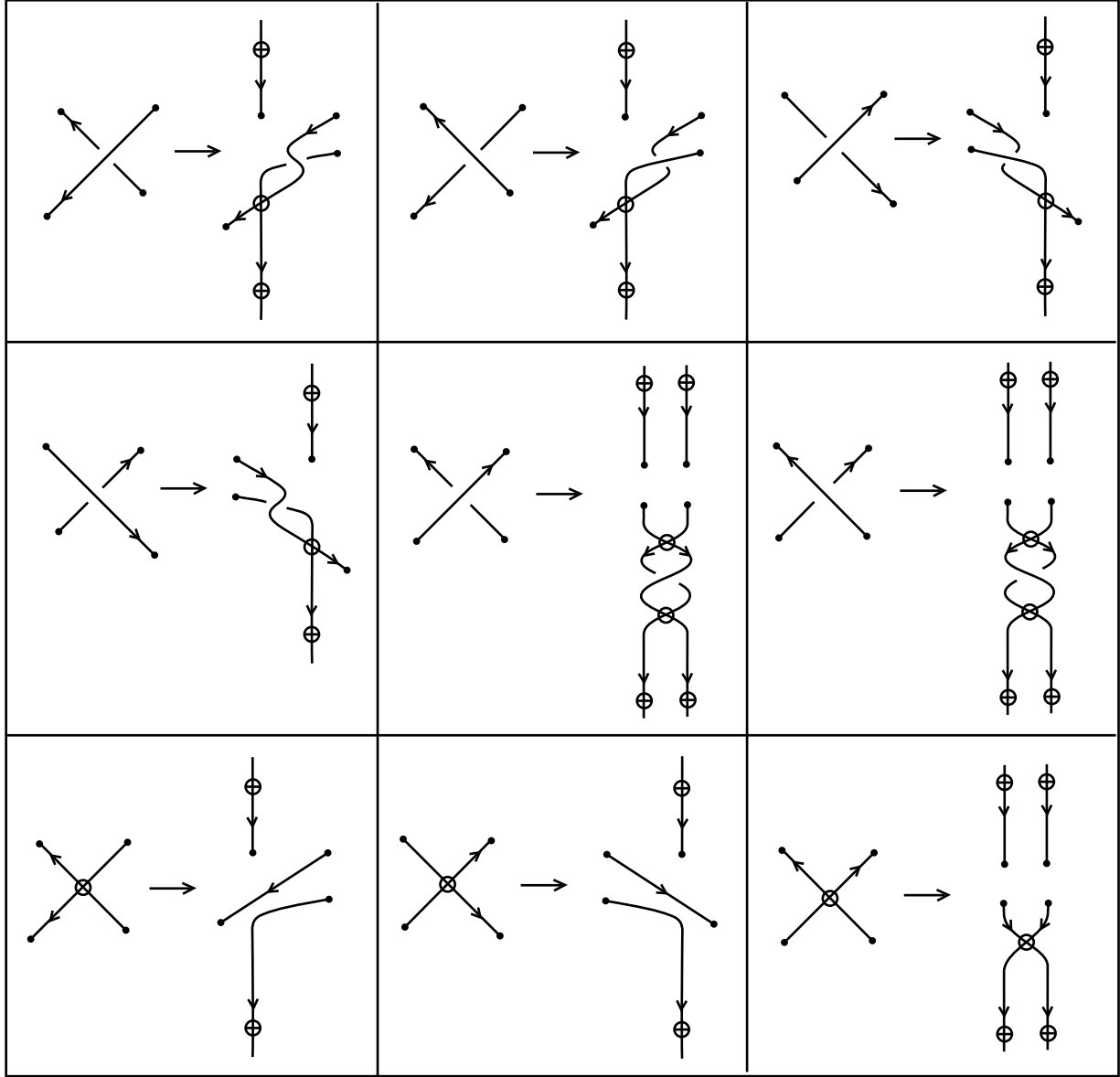


Figure 7 – The Braiding Chart for Crossings

It is easy to verify that closing the corresponding braid strands of a braided crossing results in a virtual tangle diagram isotopic to the starting one. In Figure 8 we illustrate this isotopy for one of the less obvious cases.

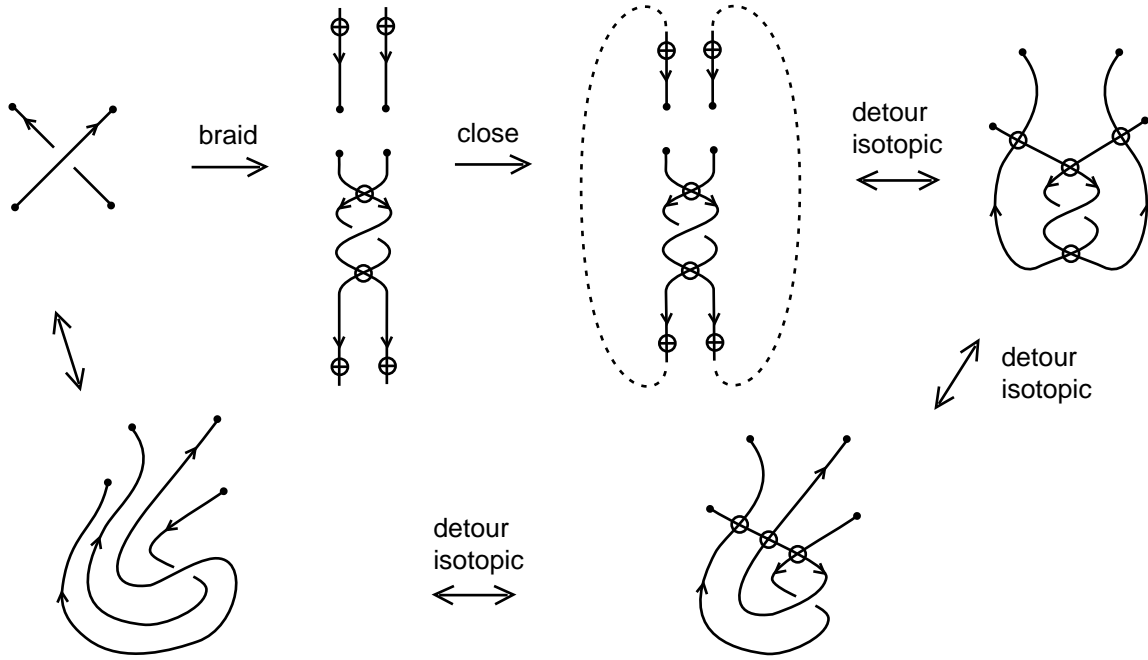


Figure 8 – The Closure of the Braiding of a Crossing

It remains to braid the free up-arcs. We braid a free up-arc by sliding it first across the right-angled triangle with hypotenuse the up-arc and with the right angle lying below it, so that *it crosses virtually* any other arcs of the original diagram that intersect the sliding triangle. A grey arc is illustrated to this effect in Figure 9. We then cut the vertical segment at a point and we pull the two ends, the upper upward and the lower downward, keeping them aligned, so that the two new braid strands cross any other part of the diagram *only virtually*. This is indicated in the illustrations by the virtual crossings on the final braid strands. We also care that the horizontal arc slopes slightly downwards, so that there is no conflict with not permitting horizontal arcs in Definition 1. Note that the prior elimination of crossings may cause vertical strands crossing virtually the free up-arc. This is not an obstacle for braiding it, since –by the detour move– the arc can slide virtually across these strands (see grey strands in Figure 9).

In the end we created a pair of corresponding braid strands and we have one up-arc less. Note that joining the two corresponding braid strands yields a virtual tangle diagram obviously isotopic to the starting one, since from the free up-arc we created a stretched loop around the braid axis, which is detour isotopic to the arc. The braiding of a free up-arc is a *basic braiding move*.

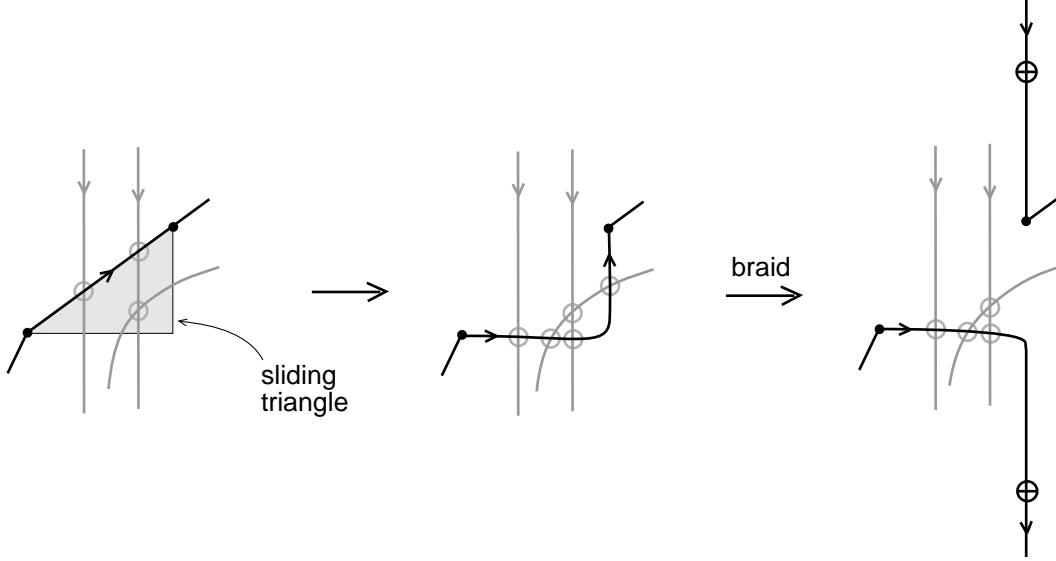


Figure 9 – The Basic Braiding Move

After completing all braidings we obtain an open virtual braid, the closure of which is an oriented virtual link diagram isotopic to the original one. The braiding algorithm given above will braid any virtual diagram and, thus, it proves Theorem 1. \square

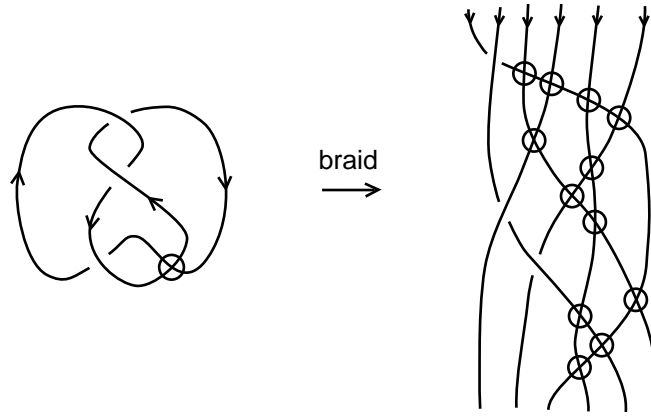


Figure 10 – An Example of Braiding

Remark 1 Because of the narrow zone condition for the crossings (see the beginning of the braiding discussion) the braidings of the crossings are independent, so their order is irrelevant. Moreover, because of the braid detour move, it does not make any difference in which order we braid the free up-arcs. In fact, we could even braid any number of them before completing the braidings of the crossings.

Remark 2 The braidings of the crossings are also based on the basic braiding move. Using this, it is easy to verify that, if in the instances of the braiding chart we replace each arc by a number of parallel arcs with the same orientation and the same crossings, the resulting braids are L -equivalent to the ones we would obtain if we braid one by one the single crossings in the formation, according to the chart. This remark can save us from creating unnecessary extra braid strands.

The set-up of our virtual braiding resembles the one in [25] for classical links, but only to the extent that we consider piecewise linear diagrams on the plane, which is equipped with the top-to-bottom direction, and that we work with open braids. With the forbidden moves in the theory, the choices needed here are completely opposite to the ones made in the classical set-up. For example, we are forced to braid a crossing of two up-arcs as one entity, not its arcs one by one. (Braiding crossings as rigid entities can, obviously, be applied also in the classical set-up for braiding knots and links.) Another technical difference is that, in the classical set-up it was important to ensure that the sliding triangles have no intersections with other parts of the diagram. Here this assumption is not needed.

2.2 The L -equivalence for Virtual Braids

As in classical knot theory, the next consideration after the braiding is to characterize virtual braids that induce, via closure, isotopic virtual links. In this section we describe an equivalence relation between virtual braids, the L -equivalence. For this purpose we need to recall and generalize to the virtual setting the L -move between braids. The L -move was introduced in [24, 25], where it was used for proving the “one-move Markov theorem” for classical oriented links (cf. Theorem 2.3 in [25]), where it replaces the two well-known moves of the Markov equivalence: the *stabilization* that introduces a crossing at the bottom right of a braid and *conjugation* that conjugates a braid by a crossing.

Definition 2 A *basic virtual L -move* on a virtual braid, denoted L_v -move, consists in cutting an arc of the braid open and pulling the upper cutpoint downward and the lower upward, so as to create a new pair of braid strands with corresponding endpoints (on the vertical line of the cutpoint), and such that both strands cross entirely *virtually* with the rest of the braid. (In abstract illustrations this is indicated by placing virtual crossings on the border of the braid box.) By a small braid isotopy that does not change the relative positions of endpoints, an L_v -move can be equivalently seen as introducing an in-box virtual crossing to a virtual braid, which faces either the *right* or the *left* side of the braid. If we want to emphasize the existence of the virtual crossing, we will use the notation vL_v -move.

In Figure 11 we give abstract illustrations. See also Figure 16 for a concrete example.

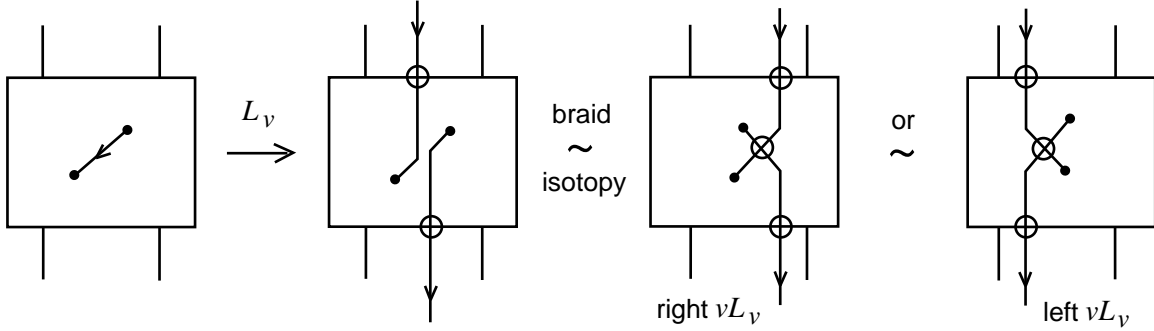


Figure 11 – A Basic Virtual L -move Without and With a Virtual Crossing

Note that in the closure of a vL_v -move the detoured loop contracts to a kink. This kink could also be created by a real crossing, positive or negative. So we have:

Definition 3 A *real L_v -move*, abbreviated to $+L_v$ -move or $-L_v$ -move, is a virtual L -move that introduces a real in-box crossing on a virtual braid, and it can face either the *right* or the *left* side of the braid. See Figure 12 for abstract examples.

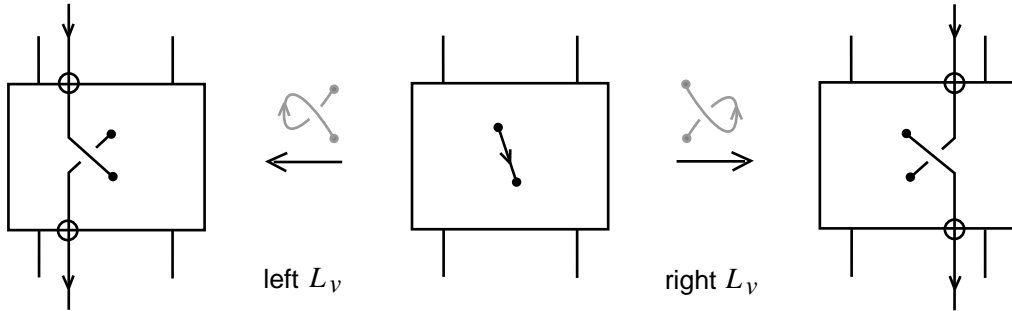


Figure 12 – Left and Right Real L_v -moves

If the crossing of the kink is virtual, then, in the presence of the forbidden moves, there is another possibility for a move on the braid level, which uses another arc of the braid, the ‘thread’.

Definition 4 A *threaded virtual L -move* on a virtual braid is a virtual L -move with a virtual crossing in which, before pulling open the little up-arc of the kink, we perform a Reidemeister II move with real crossings, using another arc of the braid, the *thread*. There are two possibilities: A *threaded over L_v -move* and a *threaded under L_v -move*, depending on whether we pull the kink over or under the thread, both with the variants *right* and *left*. See Figure 13 for abstract illustrations.

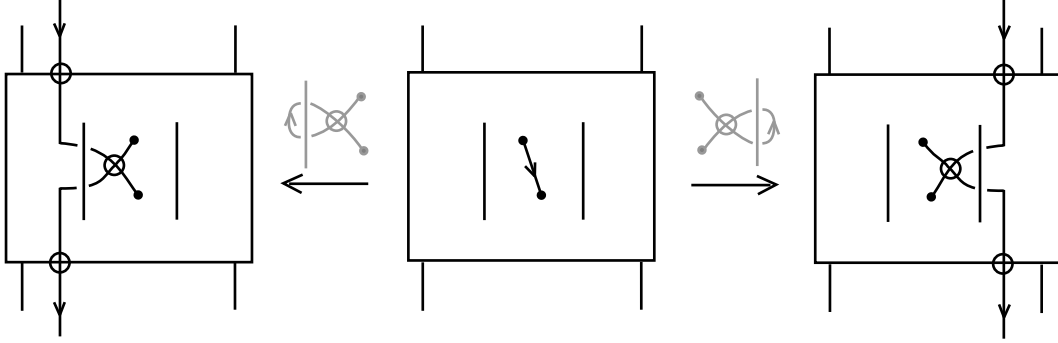


Figure 13 – Left and Right Threaded Under L_v -moves

Note that a threaded virtual L -move cannot be simplified in the braid. If the crossing of the kink were real then, using a braid RIII move with the thread, the move would reduce to a virtual L -move with a real crossing. Similarly, if the forbidden moves were allowed, a threaded virtual L -move would reduce to a vL_v -move.

Remark 3 As with a braiding move, the effect of a virtual L -move, basic, real or threaded, is to stretch an arc of the braid around the braid axis using the detour move after twisting it and possibly after threading it. On the other hand, such a move between virtual braids gives rise to isotopic closures, since the virtual L -moves shrink locally to kinks (grey diagrams in Figures 12 and 13).

Conceivably, the ‘threading’ of a virtual L -move could involve a sequence of threads and Reidemeister II moves with over, under or virtual crossings, as Figure 14 suggests. The presence of the forbidden moves does not allow for simplifications on the braid level. We show later that the *multi-threaded* L_v -moves follow from the simple threaded moves.

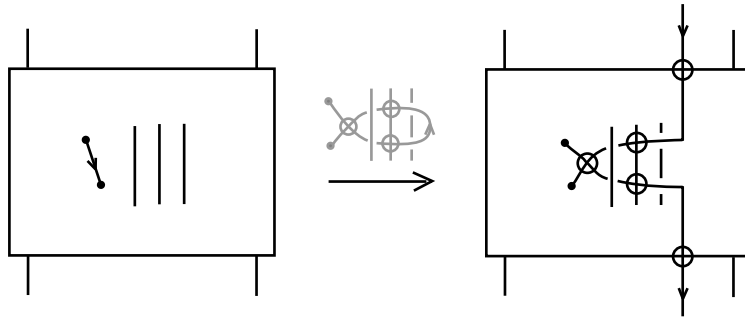


Figure 14 – A Right Multi-Threaded Virtual L -move

We finally introduce the notion of a classical L -move, adapted to our set-up.

Definition 5 A *classical L_{over} -move* resp. *L_{under} -move* on a virtual braid consists in cutting an arc of the virtual braid open and pulling the two ends, so as to create a new pair of braid strands, which run both *entirely over* resp. *entirely under* the rest of the braid, and such that the closures of the virtual braids before and after the move are isotopic. See Figure 15 for abstract illustrations. A classical L -move may also introduce an in-box crossing, which may be positive, negative or virtual, or it may even involve a thread.

In order that a classical L -move between virtual braids is *allowed*, in the sense that it gives rise to isotopic virtual links upon closure, it is required that the virtual braid has no virtual crossings on the entire vertical zone either to the left or to the right of the new strands of the L -move. We then place the axis of the braid perpendicularly to the plane, on the side with no virtual crossings. We show later that the allowed L -moves can be expressed in terms of virtual L -moves and real conjugation. It was the classical L -moves that were introduced in [25], and they replaced the two equivalence moves of the classical Markov theorem. Clearly, in the classical set-up these moves are always allowed, while the presence of forbidden moves can preclude them in the virtual setting.

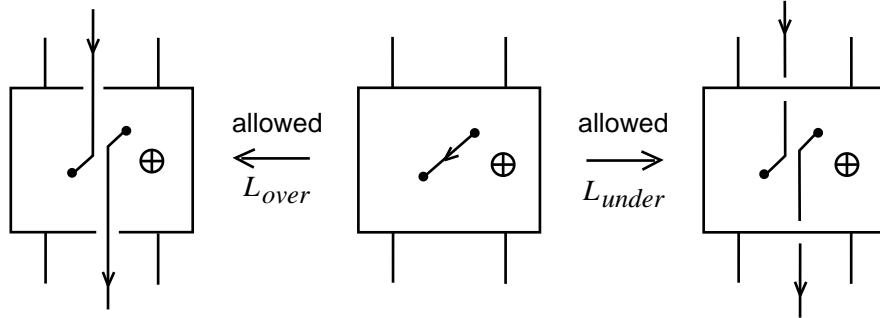


Figure 15 – The Allowed Classical L -moves

In Figure 16 we illustrate an example of various types of L -moves taking place at the same point of a virtual braid.

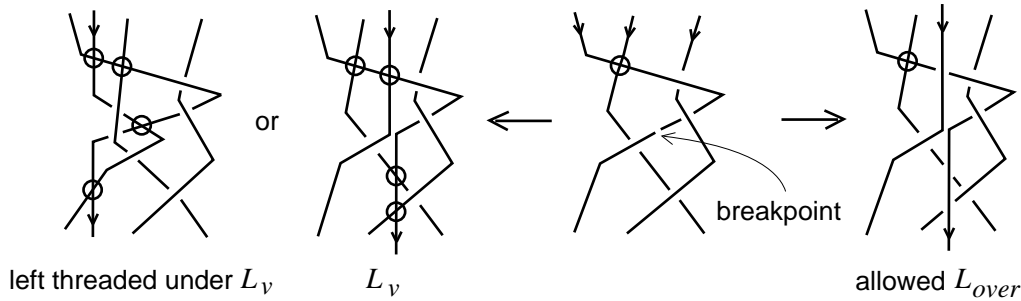


Figure 16 – A Concrete Example of Introducing L -moves

3 The L -move Markov Theorem for Virtual Braids

It is clear that different choices when applying the braiding algorithm as well as local isotopy changes on the diagram level may result in different virtual braids. In the following theorem we show that *real conjugation* (that is, conjugation by a real crossing) and the virtual L -moves with all variations (recall Definition 5) capture and reflect on the braid level all instances of isotopy between virtual links.

Theorem 2 (L -move Markov Theorem for virtuals) *Two oriented virtual links are isotopic if and only if any two corresponding virtual braids differ by virtual braid isotopy and a finite sequence of the following moves or their inverses:*

- (i) *Real conjugation*
- (ii) *Right virtual L_v -moves*
- (iii) *Right real L_v -moves*
- (iv) *Right and left threaded L_v -moves.*

Definition 6 Moves (ii), (iii), (iv) together with their inverses shall be called collectively *virtual L -moves*. Virtual L -moves together with virtual braid isotopy generate an equivalence relation in the set of virtual braids, the *L -equivalence*.

Proof of Theorem 2. Clearly, conjugate braids and L -equivalent braids have isotopic closures (recall Remark 3). We have to show the converse.

The proof splits into two parts: the *technical part* and the *isotopy part*. In the technical part we compare virtual braids resulting from different choices made on a given virtual diagram during the braiding process. The isotopy part consists in comparing virtual braids corresponding to virtual diagrams that are related either by different choices made when bringing a diagram to general position (recall Definition 1) or by the virtual isotopy moves.

We first discuss the technical part. Since our braiding is quite rigid, the only choices made during the braiding process are the subdividing points and the order of the braiding moves. The order of the braiding moves is irrelevant, according to Remark 1. Subdividing points are needed for marking the crossing boxes. Assume now that our diagram is equipped with a choice of subdividing points. In order to compare it to a different choice of subdividing points we need the following lemma. (Compare with Lemma 4.1 in [25].)

Lemma 1 *If we add to an up-arc an extra subdividing point, the corresponding braids are L -equivalent.*

Proof. Assume first that the up-arc is a free up-arc. Without loss of generality we have eliminated all other free up-arcs and crossings containing up-arcs of the diagram except for the up-arc in question and its subdivided replacement. We complete the braiding by

eliminating the up-arc. In Figure 17 we let P be the new subdividing point of the up-arc and P' its projection on the horizontal arc (slightly sloping downwards) created by the braiding. We perform a basic virtual L -move at P' and, by a small braid planar isotopy, we obtain the braid that would result from the original diagram with the subdividing point P included.

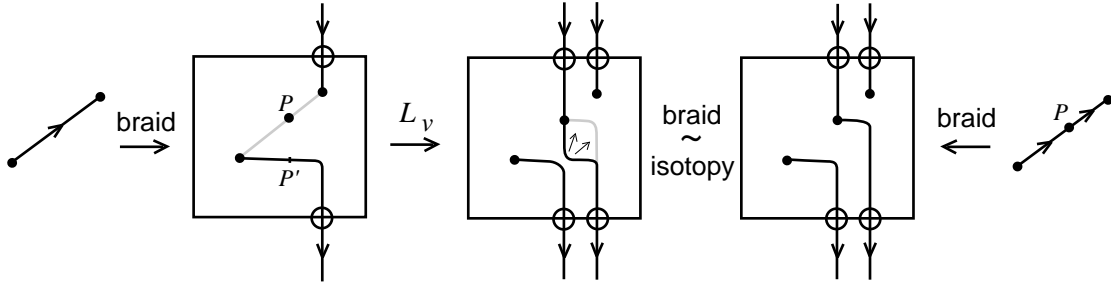


Figure 17 – The Proof of Lemma 1

If, now, the up-arc is an arc inside a crossing box, then we create a similar smaller box inside the original, using the new subdividing point, and we complete the braiding of the new formation. Again, we will find that the corresponding braids differ by two or four basic virtual L -moves, depending on whether the crossing contains one or two up-arcs. \square

Corollary 1 *Given any two subdivisions S_1 and S_2 of a virtual diagram, the corresponding braids are L -equivalent.*

Indeed, consider the subdivision $S_1 \cup S_2$, which is a common refinement of S_1 and S_2 , and apply repeatedly Lemma 1 to S_1 and to S_2 .

Before passing to the isotopy part of the proof, we give the following result about virtual conjugation, which we shall use freely in the sequel.

Lemma 2 *Virtual conjugation can be realized by a sequence of (basic) virtual L -moves.*

Proof. The proof is an adaptation for virtual conjugation of a similar proof of R. Häring-Oldenburg for classical braids and real conjugation [10]. In Figure 18 we start with a virtual braid conjugated by v_i . After performing an appropriate L_v -move and braid isotopy, and after undoing another L_v -move we end up with the original braid. \square

Note that the ‘trick’ of Figure 18 would not work in the case of real conjugation. In fact, we conjecture that real conjugation cannot be generated by virtual L -moves.

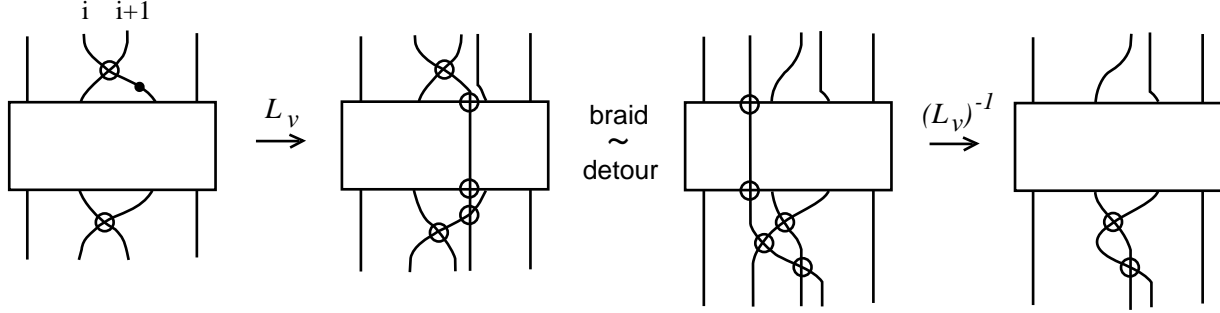


Fig. 18 – Conjugation by v_i is a composition of L_v -moves

We proceed now with the isotopy part of the proof of Theorem 2. The choices we have when bringing a virtual diagram to general position are related through the ‘direction sensitive moves’ (recall discussion after Definition 1). These, as well as the virtual isotopy moves, are all local. Thus, given two virtual diagrams that differ by such a move, we may assume that they have both been braided everywhere, except for the arcs and crossings inside the regions of the local move. After completing the braiding, we compare two virtual braids, which are identical except for the effect of the move on each. In the figures that follow we focus only on the local moves and their braidings, dropping the abstract box.

Lemma 3 *Virtual diagrams in general position that differ by direction sensitive moves correspond to L -equivalent braids.*

Proof. Repairing a horizontal arc corresponds to a planar isotopy move. If the arc in the move is an up-arc, the move boils down to subdivision of an up-arc (Lemma 1), basically because subdivision can be seen as a degenerate case of planar isotopy. (We refer the reader to [25] for details.) In Figure 19 we check planar isotopy in the case of a down-arc. \square

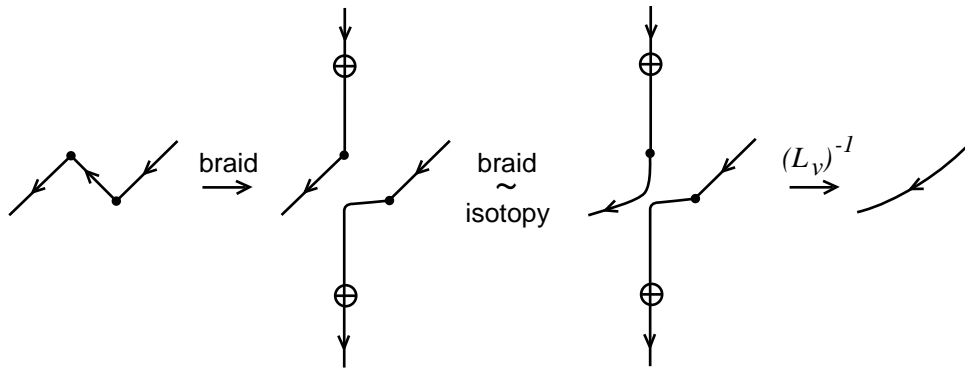


Figure 19 – Checking one Case of Planar Isotopy

Changes of relative heights of crossings or subdividing points yield –up to virtual braid relations– the same virtual braids. Also, vertical alignment of crossings or subdividing points can be repaired by local sidewise shifts. In Figure 20 we illustrate a case of vertical alignment of two subdividing points and its braided resolutions. We only show the two up-arcs containing the subdividing points (everything else is already braided), the alignment of which is indicated by a dotted line. Note that, up to a virtual braid RII move, the two braids are conjugates by a virtual crossing. All other cases of vertical alignment are based on the same idea, possibly involving conjugation by more than one virtual crossing.

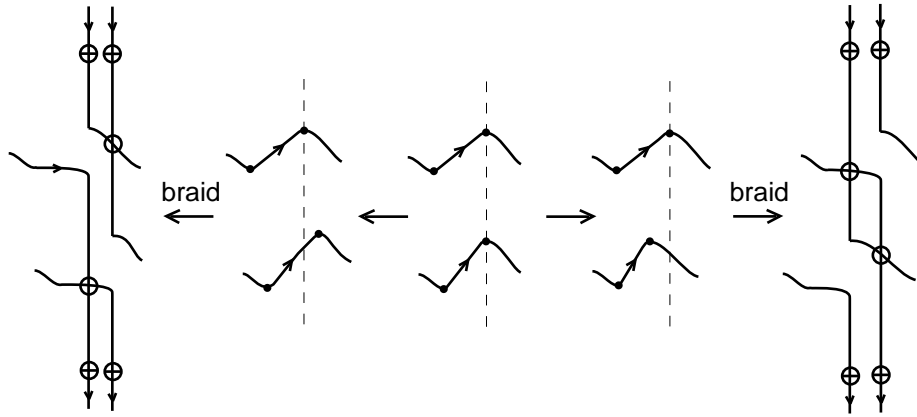


Figure 20 – An Instance of Vertical Alignment

We shall now check the swing moves. There are eight cases, depending on the orientation, the type of crossing and the minimum/maximum. The ones with a virtual crossing are very easy to check. In Figures 21 and 22 we check two cases with a real crossing.

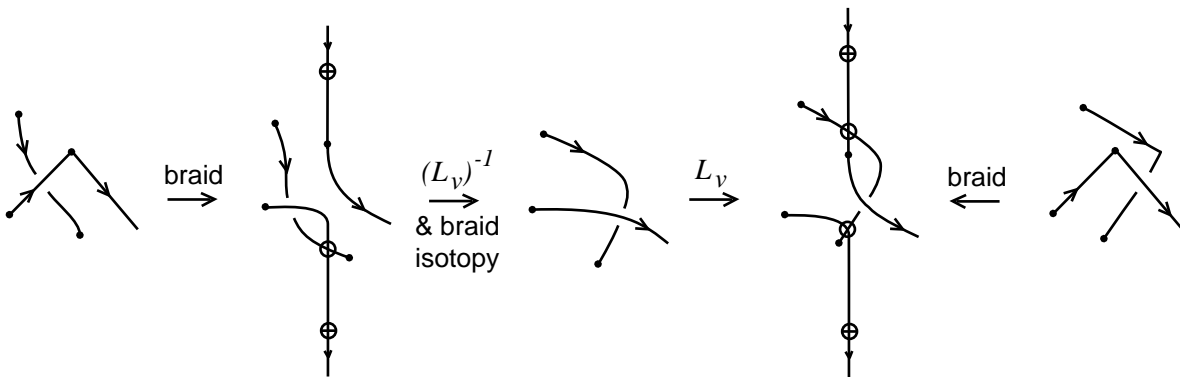


Figure 21 – The First Case of the Swing Moves

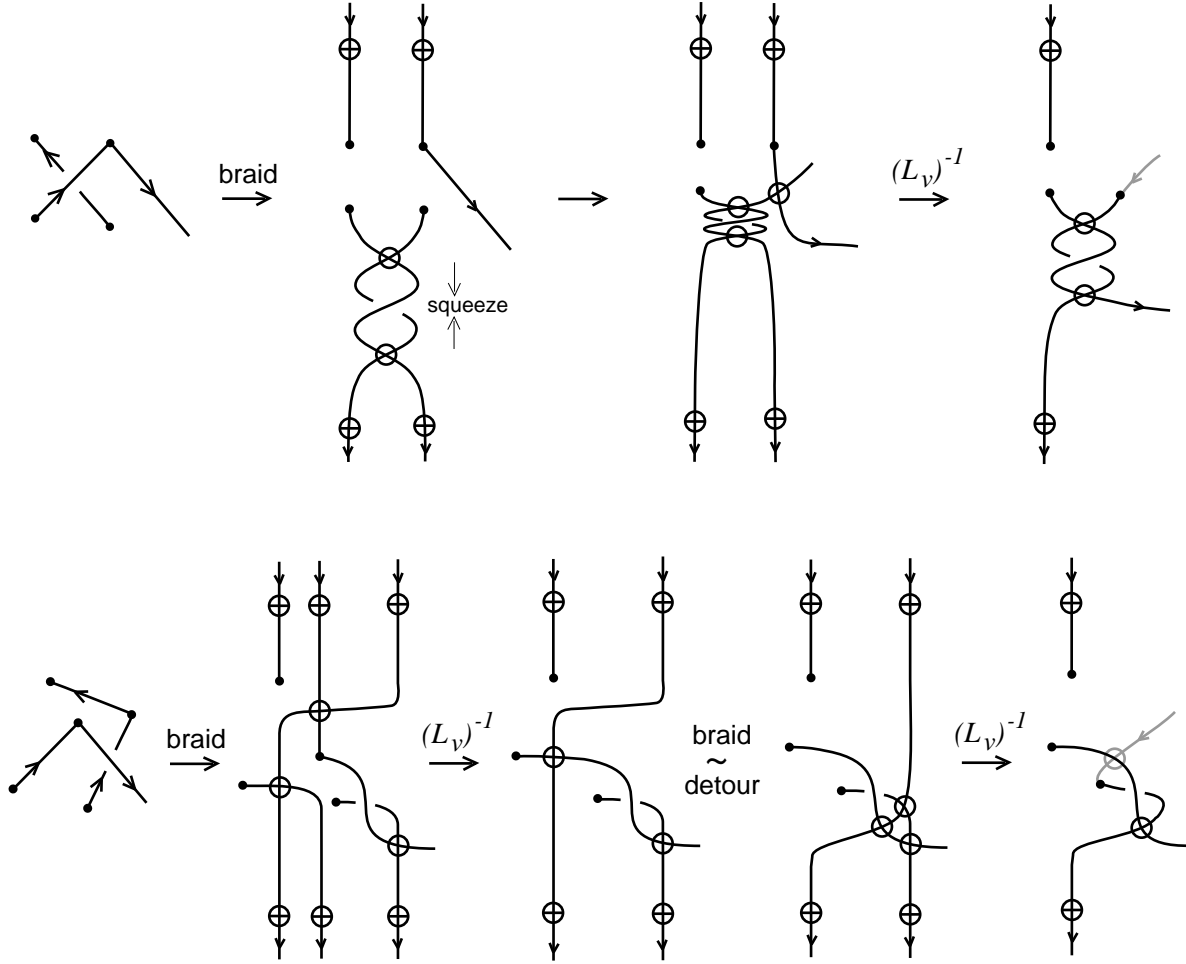


Figure 22 – The Second Case of the Swing Moves

In the last instance of Figure 22 we have drawn in grey the continuation of an arc. This is needed for comparing the final braids of the two sides of the move. The key point here is that this grey arc is part of the braiding of an up-arc, so its crossing with our braid diagram will be virtual. Recall our assumption, that in the regions of the local moves there are no other crossings of the original diagram. Note, finally, that if this continuation arc was pointing to the left, so it would be in both sides of the move and, again, the two final braids would agree. \square

We shall now check the virtual Reidemeister moves. Indeed we have:

Lemma 4 *Virtual diagrams that differ by virtual Reidemeister moves correspond to L -equivalent braids.*

Proof. All cases of an RI move (with a virtual/real crossing, facing left/right, different orientation) are very easy to check. We point out that we only need to check the RI moves facing to the right, since –by the Whitney trick– the others can be obtained from the right ones and the (reversed) RII moves. In Figure 23 we do one of the cases with a real crossing, where a left virtual L -move appears.

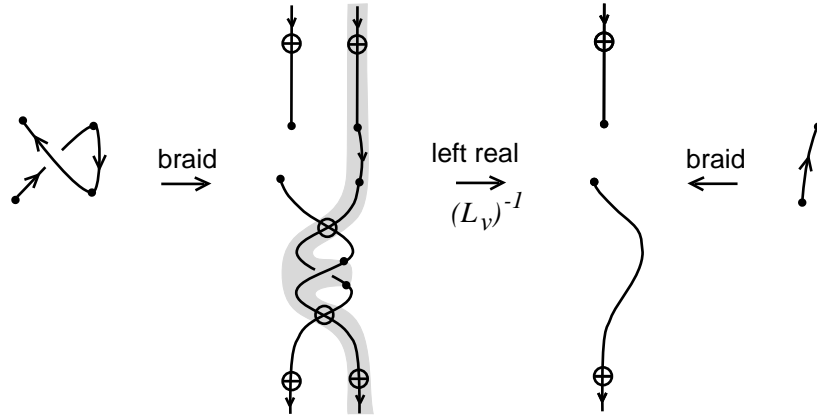


Figure 23 – An RI Move Facing Right

We proceed with the RII moves. An RII move with two down-arcs follows immediately from the virtual braid group structure (since the down-arcs do not change during the braiding). From all other cases (with virtual/real crossings, different orientations) the ones checked in Figures 24 and 25 are the most interesting ones. In Figure 24 we check a reverse real RII. Note here that a left threaded L -move is involved.

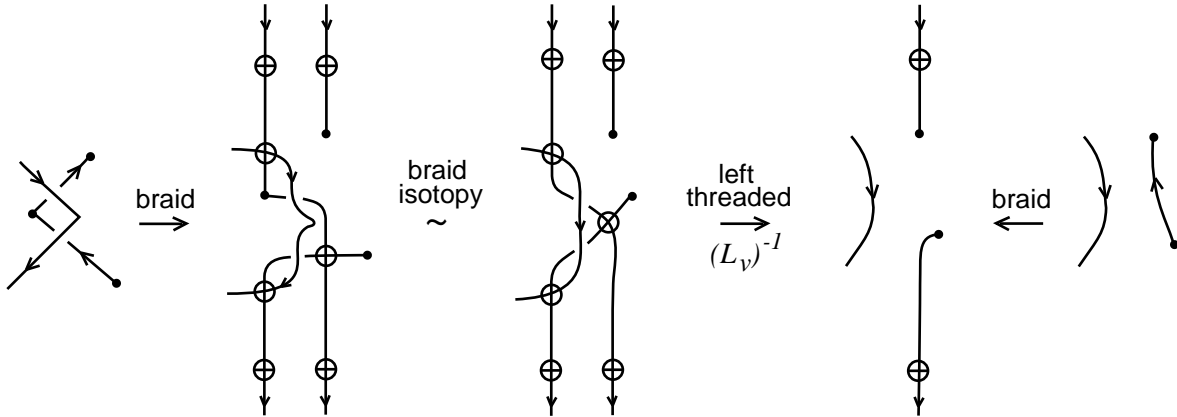


Figure 24 – The First Case of an RII Move

In Figure 25 we check a real RII move with two up-arcs. Here it is real conjugation that will play the main role. Again, the braiding has been done for the rest of the diagram, and parts of it are indicated in grey. The braiding algorithm ensures that there are no other real crossings in the final braid lying in the narrow vertical zone, which is created after the completion of the braiding. So, apart from the real crossings indicated, all other crossings in this vertical zone will be virtual (drawn in grey), created by the new braid strands. This means that the old strands act as a channel for the virtual as well as for the real crossings to reach the top and the bottom of the braid, hence to be available for conjugation.

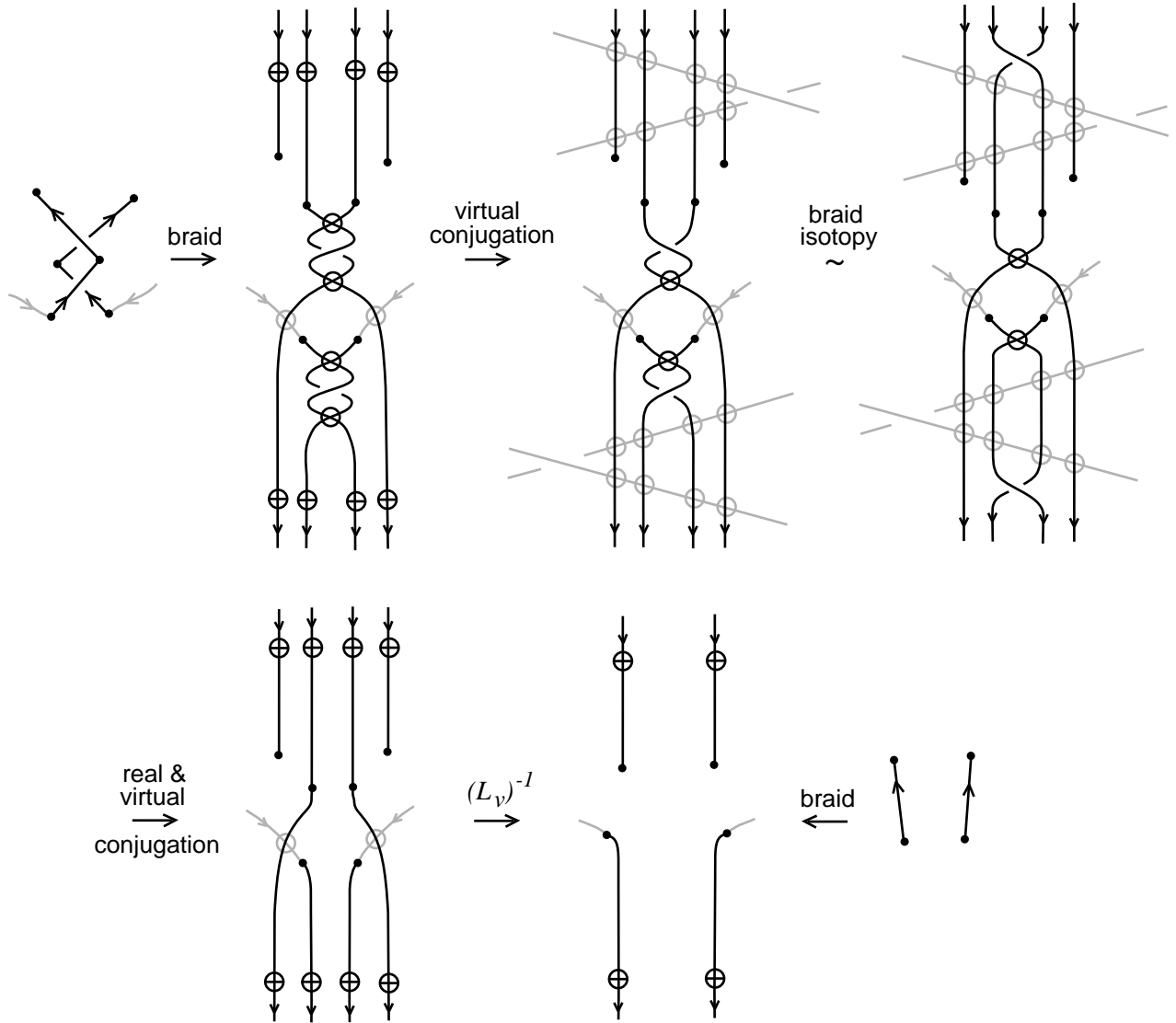


Figure 25 – The Second Case of an RII Move

We shall finally check the RIII moves. Note that all RIII moves with three down-arcs are, in fact, braid relations (since the down-arcs do not change during the braiding). Consider now an RIII move with one up-arc and two down-arcs. Using a well-known trick we can perform the move using an RIII move with three down-arcs and RII moves (which are already checked). The same trick applies to virtual and mixed RIII moves, but in some cases of mixed RIII moves we may have to also use the swing moves. In Figures 26 and 27 we demonstrate the most interesting cases. If an RIII move involves two up-arcs and one down-arc we apply the same trick to reduce to the case of one up-arc. Similarly, an RIII move with three up-arcs reduces to the previous cases. \square

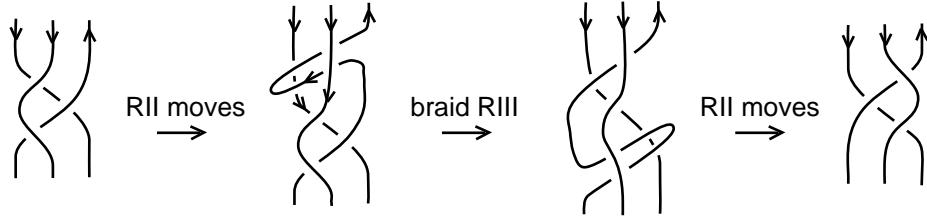


Figure 26 – A Real RIII Move with One Up-arc

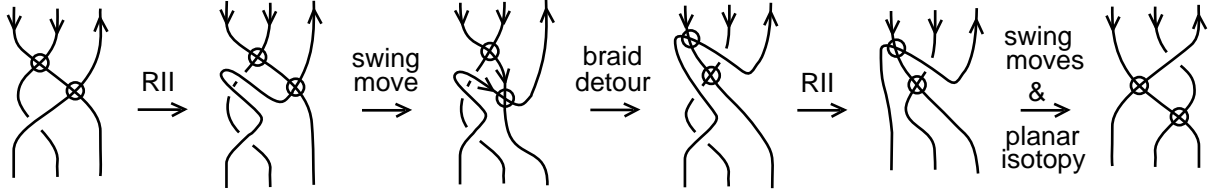
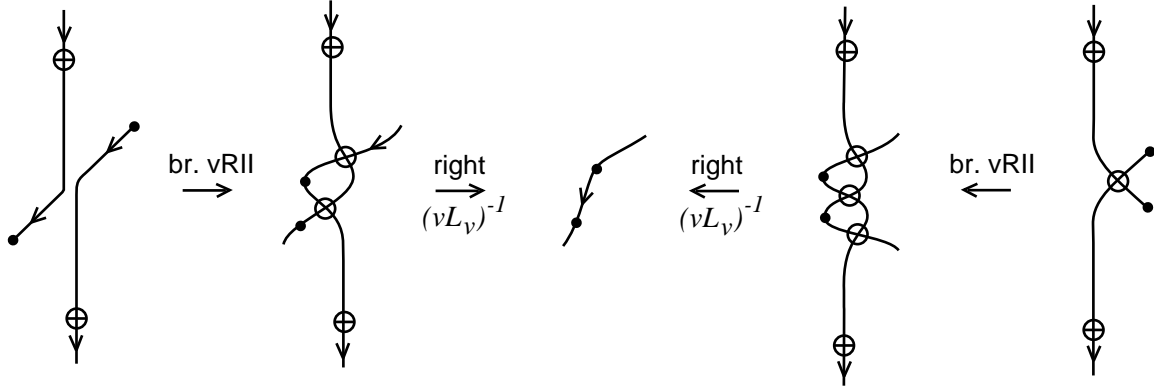
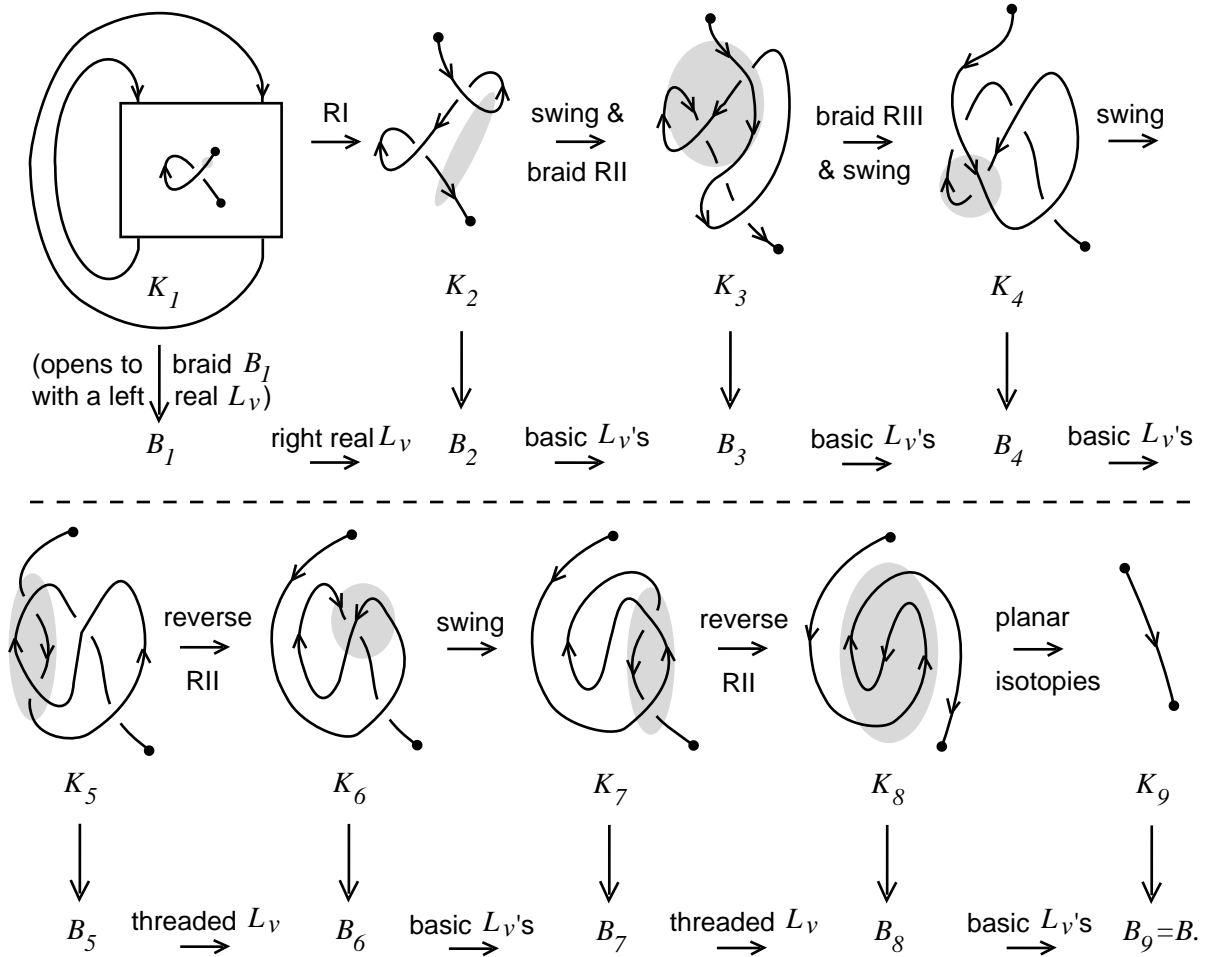


Figure 27 – A Mixed RIII Move with One Up-arc

In order to complete the proof of the Theorem we also need the following result.

Lemma 5 (a) A basic L_v -move can be presented as a right vL_v -move.
(b) A left real L_v -move can be performed as a sequence of the virtual L -moves of Definition 6.

Proof. Figure 28 illustrates (a) for an L_v -move without a crossing and for a left vL_v -move. The proof of part (b) is not as simple. For this one we employ the Whitney trick (compare [15]). In Figure 29 we start with a virtual diagram K_1 , which is almost the closure of a braid B , except that it contains a kink with a real crossing introduced in B . So, K_1 opens to a virtual braid B_1 , which contains a left real L_v -move. On K_1 we introduce a second kink and we perform a sequence of isotopy moves that undo the kink we started with. At the same time we register at each step the difference that every isotopy move makes on the braid level. The final diagram K_9 is, then, the closure of the starting braid B . So, we went from B_1 , containing a left real L_v -move, to B with the L_v -move removed, via a sequence of L -equivalent braids (Definition 6). \square


 Figure 28 – Basic L_v -moves as Right vL_v -moves

 Figure 29 – The Whitney Trick for the Left Real L_v -moves

By Lemma 5, the basic and left real L_v -moves used in the proof of Lemmas 1, 2, 3 and 4 can be replaced by sequences of right basic or real L_v -moves and right and left threaded L_v -moves. The proof of Theorem 2 is now concluded. \square

Remark 4 In the proof of Theorem 2 the reverse real RII isotopy moves are the only cases where the threaded L_v -moves appear on the braid level. Also, the real L_v -moves appear only in the real RI cases.

Conjecture 1 *Real conjugation is not a consequence of the virtual L -moves.* In other words, it should be possible to construct a virtual braid invariant that will not distinguish L -equivalent virtual braids, but will distinguish virtual braids that differ by real conjugation. As the simplest possible puzzle, try to show that there is no sequence of L -moves connecting the following pair of equivalent braids.

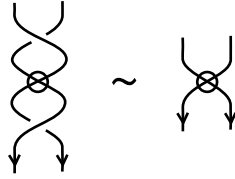
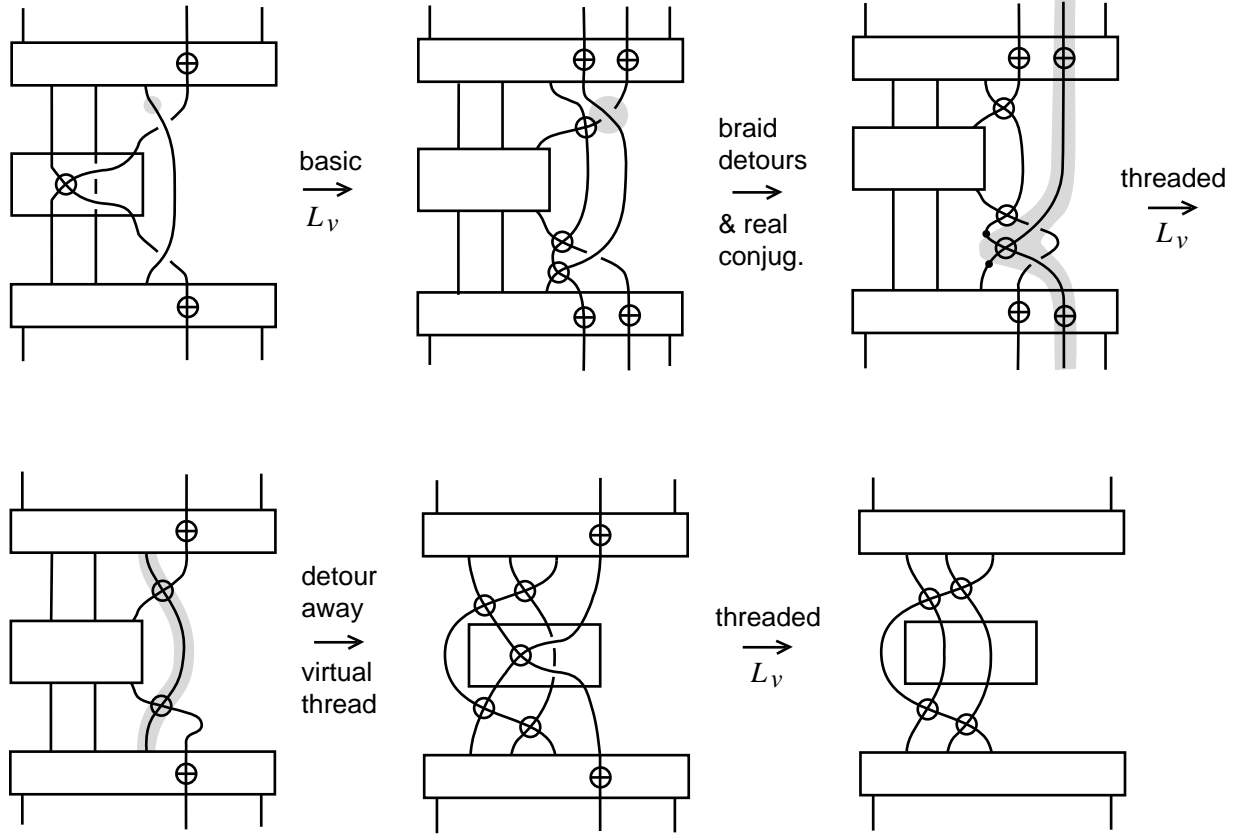


Figure 30 – The Simplest Pair of Real Conjugates

Proposition 1 *The multi-threaded L_v -moves and the allowed classical L -moves, are all consequences of the virtual L -moves and real conjugation.*

Proof. This is an immediate consequence of Theorem 2, since these moves do not appear in the proof of Theorem 2. Yet, we give a second direct proof for the multi-threaded L_v -moves, by means of a sequence of diagrams, which we shall refer to later on. Notice first that all threads can be assumed real, as virtual threads can be braid-detoured away around the virtual crossing of the move. We proceed by induction on the number of real threads. In Figure 31 we start with a threaded L_v -move, that takes place anywhere in the braid. We assume any number of real threads inside the middle braid box, instead of just one illustrated here. The sequence of pictures explains how to reduce a real threading to a virtual one. Note that, in the step of performing real conjugation, we bring the real crossing to the top applying the same reasoning as in the second case of a real RII move. \square


 Figure 31 – A Multi-threaded L_v -move follows from the Virtual L -moves

4 Algebraic Markov Equivalence for Virtual Braids

In this section we reformulate and sharpen the statement of Theorem 2 by giving an equivalent list of local algebraic moves in the virtual braid groups. More precisely, let VB_n denote the virtual braid group on n strands and let σ_i, v_i be its generating classical and virtual crossings. The σ_i 's satisfy the relations of the classical braid group and the v_i 's satisfy the relations of the permutation group. The characteristic relation in VB_n is the *mixed relation* relating both:

$$v_i \sigma_{i+1} v_i = v_{i+1} \sigma_i v_{i+1}.$$

The group VB_n embeds naturally into VB_{n+1} by adding one identity strand at the right of the braid. So, it makes sense to define $VB_\infty := \bigcup_{n=1}^\infty VB_n$, the disjoint union of all virtual braid groups. We can now state our result.

Theorem 3 (Algebraic Markov Theorem for virtuals) *Two oriented virtual links are isotopic if and only if any two corresponding virtual braids differ by braid relations in VB_∞ and a finite sequence of the following moves or their inverses:*

- (i) *Virtual and real conjugation:* $v_i \alpha v_i \sim \alpha \sim \sigma_i^{-1} \alpha \sigma_i$
- (ii) *Right virtual and real stabilization:* $\alpha v_n \sim \alpha \sim \alpha \sigma_n^{\pm 1}$
- (iii) *Algebraic right over/under threading:* $\alpha \sim \alpha \sigma_n^{\pm 1} v_{n-1} \sigma_n^{\mp 1}$
- (iv) *Algebraic left over/under threading:* $\alpha \sim \alpha v_n v_{n-1} \sigma_{n-1}^{\mp 1} v_n \sigma_{n-1}^{\pm 1} v_{n-1} v_n$

where $\alpha, v_i, \sigma_i \in VB_n$ and $v_n, \sigma_n \in VB_{n+1}$ (see Figure 32).

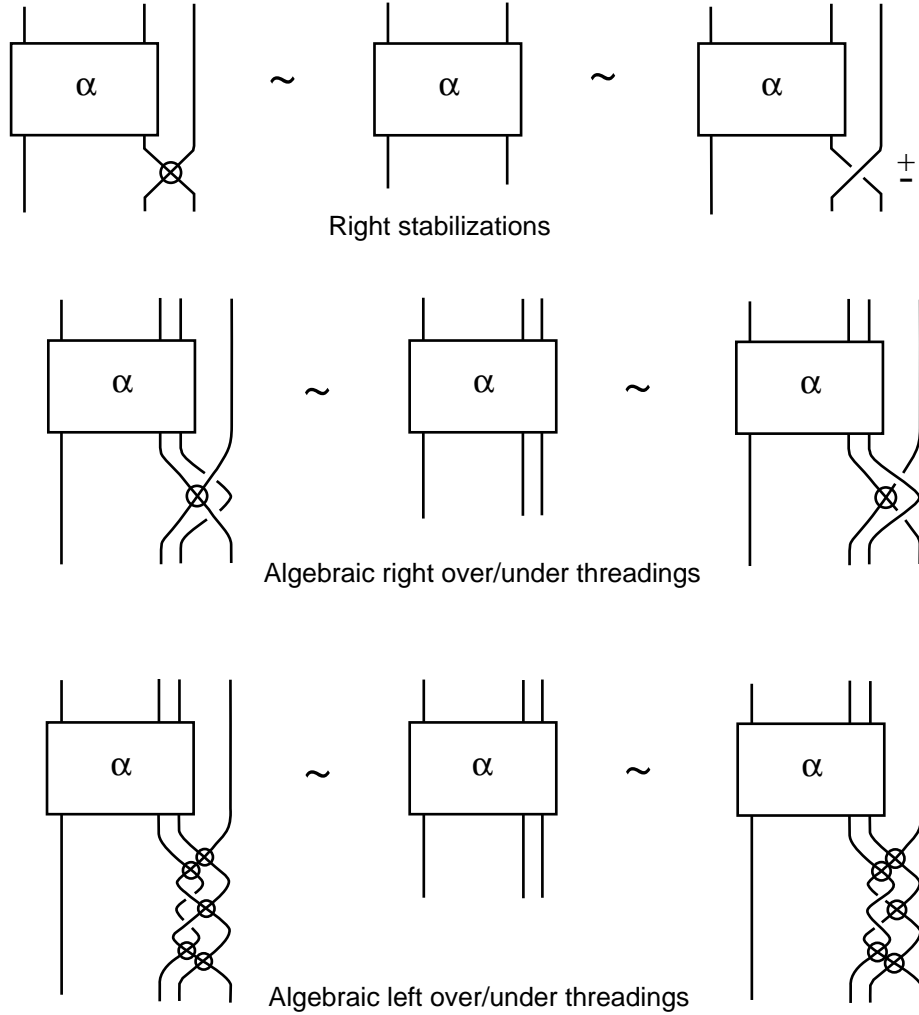


Figure 32 – The Moves (ii), (iii) and (iv) of Theorem 3

Remark 5 Given b in VB_n let $i(b)$ denote the element of VB_{n+1} obtained by adding one to the index of every generating element in b (compare [15]). In other words, $i(b)$ is obtained by adding a single identity strand to the left of b . We also regard b as an element of VB_{n+1} by adding a strand on the right, but take this inclusion for granted, with no extra notation. In the above notation, a left threaded over/under L_v -move pulled to the bottom left side of the braid will have the algebraic expression: $\alpha \sim i(\alpha)\sigma_1^{\mp 1}v_2\sigma_1^{\pm 1}$ (see Figure 33).

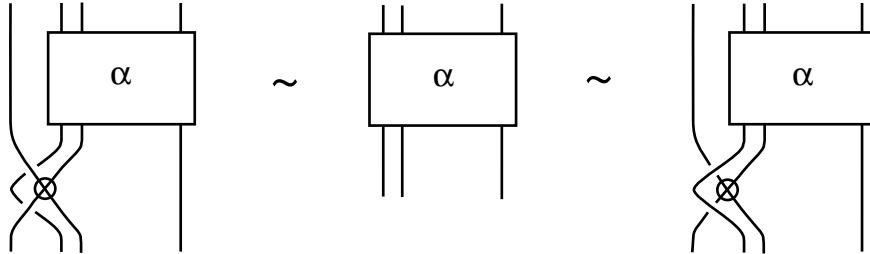


Figure 33 – Bottom left over/under threadings: $\alpha \sim i(\alpha)\sigma_1^{\mp 1}v_2\sigma_1^{\pm 1}$

Proof of Theorem 3. It suffices to express the moves of Theorem 2 as sequences of the above special moves. In Figure 34 we illustrate how to bring a right real L_v -move to the right end of the braid. The same idea applies to all moves of Theorem 2. Note that, when pulling a left threaded L_v -move to the right, the types of crossings of the move do not change. Note also, that the signs of crossings of a *left* threaded move, say over, are *opposite* to the ones of a *right* threaded move over. The proof of Theorem 3 is now concluded. \square

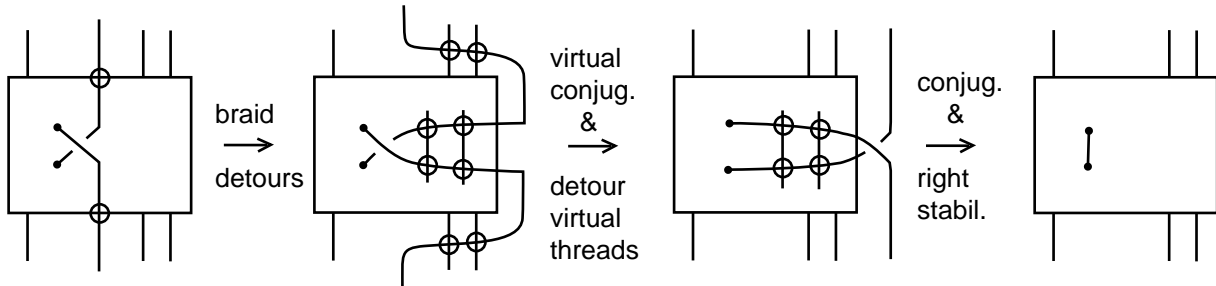


Figure 34 – Right Real L_v -move derived from Right Stabilization

Remark 6 By the braid conjugation, moves (ii), (iii), (iv) of Theorem 3 could be equally given with the local algebraic part in between two braids. For example:

$$\alpha\beta \sim \alpha\sigma_n^{\pm 1}v_{n-1}\sigma_n^{\mp 1}\beta.$$

Finally we would like to point out that the proof in Figure 34 can be also adapted to the case of allowed classical L -moves, namely pulling to the right or left, depending on which side is free of virtual crossings. Here the conjugation for pulling aside is real and agrees with the type (over/under) of the classical L -move. Once out of the braid box, we have a real stabilization move. This gives a second direct proof of this part of Proposition 1.

5 Kamada's Markov Theorem for Virtual Braids

In this section we present Kamada's Markov Theorem for virtual braids [15] and we show that our Theorem 3 is equivalent to the Theorem of Kamada. With the inclusion of braids of Remark 5 and the notation $CL(b)$ for the closure of a virtual braid b , Kamada proved the following:

Theorem (Kamada [15]) *Let b and b' be two virtual braids. Then $CL(b)$ and $CL(b')$ are equivalent as virtual links if and only if b and b' are related to one another through a finite set of the following moves:*

1. conjugation if b' is the conjugation of $b \in VB_n$ by an element of VB_n ,
2. right stabilization move if b' is $b\sigma_n$ or $b\sigma_n^{-1}$ or $bv_n \in VB_{n+1}$, for $b \in VB_n$,
3. right exchange move if they belong to one of the following patterns, for $b_1, b_2 \in VB_n$

$$\{b_1\sigma_nb_2\sigma_n^{-1}, b_1\sigma_n^{-1}b_2\sigma_n, b_1v_nb_2v_n\},$$

4. left exchange move if they belong to one of the following patterns, for $b_1, b_2 \in VB_n$

$$\{i(b_1)\sigma_1i(b_2)\sigma_1^{-1}, i(b_1)\sigma_1^{-1}i(b_2)\sigma_1, i(b_1)v_1i(b_2)v_1\},$$

5. a braid move if they are equivalent in the virtual braid group.

In Figure 35 we illustrate the braids for the right and left exchange moves. It is clear from the Figure that the corresponding braids for these moves have equivalent closures.

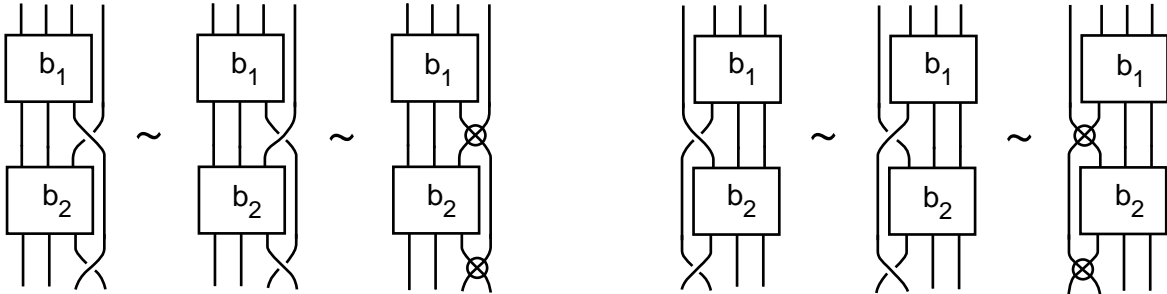


Figure 35 – The Right and Left Exchange Moves of Kamada

Proposition 2 *The moves of the Kamada Theorem follow from the moves of Theorem 3. Conversely, the moves of Theorem 3 can be realized via the moves of Kamada.*

Proof. We show first that all Kamada moves can be accomplished by L -moves. This is clear for virtual conjugation (Lemma 2). Consider now a right exchange move. The proof is similar to the direct proof that a multi-threaded L_v -move follows from the L -moves. Indeed, in Figure 31 replace the middle subbraid box by an arbitrary one that reaches the right side of the braid, and conjugate the other two in one at the top. Then, the first four pictures illustrate how to exchange the real thread of the move for a virtual one. Likewise if the exchange move is left. Hence, by Theorem 3, we obtain the one direction of the proof.

Consider now an algebraic right threaded move. The one side of the move is a special case of one side of the exchange move, where the second braid box contains only the virtual crossing v_{n-1} . Perform the exchange move to change the thread to a virtual one. Detour it away and apply the right virtual stabilization. This brings us to the other side of the threaded move. For a left threaded move we do exactly the same, applied on the move of Figure 33. We then pull to the right using virtual conjugation and braid detour moves. \square

6 The Markov Theorem for Flat Virtuals and Welded Links

In this section we give the analogues of Theorem 2 and Theorem 3 for flat virtuals, welded links and virtual unrestricted links. Each category is interesting on its own right and has been studied by various authors. In [21] we gave reduced presentations for the corresponding braid groups.

6.1 Flat Virtuals

Every classical knot or link diagram can be regarded as an immersion of circles in the plane with extra under/over structure at the double points. If we take the diagram without this extra structure, it is the shadow of some link in three dimensional space, but the weaving of that link is not specified. We call these shadow crossings *flat crossings*. Clearly, if one is allowed to apply the Reidemeister moves to a shadow diagram (without regard to the types of crossings) then the diagram can be reduced to a disjoint union of circles. This reduction is no longer true in the presence of virtual crossings.

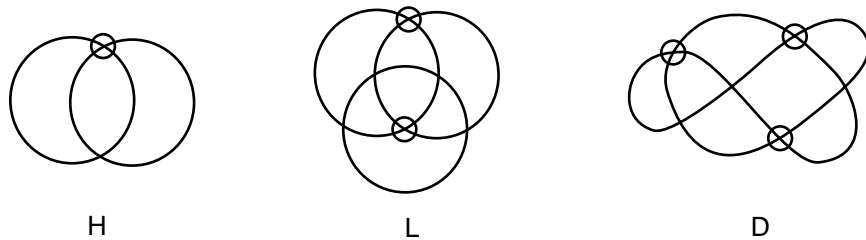


Figure 36 – Examples of Flat Knots and Links

More precisely, let a *flat virtual diagram* be a diagram with flat crossings and virtual crossings. Two flat virtual diagrams are *equivalent* if there is a sequence of *flat virtual Reidemeister moves* taking one to the other. These are moves as shown in Figure 2, but with flat crossings in place of classical crossings. Note that in the category of flat virtuals there is only one forbidden move. Detour moves as in Figure 2C are available only for virtual crossings with respect to flat crossings and not the other way around. The study of flat virtual knots and links was initiated in [18]. The category of flat virtual knots is identical in structure to what are called *virtual strings* by V. Turaev in [36].

Figure 36 illustrates flat virtual links H and L and a flat virtual knot D . The link H cannot be undone in the flat category because it has an odd number of virtual crossings between its two components and each flat virtual Reidemeister move preserves the parity of the number of virtual crossings between components. The diagram D is shown to be a non-trivial flat virtual knot using the filamentation invariant, see [11]. The diagram L is also a non-trivial flat diagram. Note that it comes apart at once if we allow the forbidden move.

Just as virtual knots and links can be interpreted via stabilized embeddings of curves in thickened surfaces, flat virtuals can be interpreted as stabilized immersions of curves in surfaces (no thickening required). See [13] for applications of this point of view. Similarly, flat virtual links and braids have ribbon surface interpretations. In Figure 37 we illustrate the mixed RIII move and its local ribbon surface embedding. Note the stark difference here between the virtual crossing structure and the immersion structure of the flat crossings.



Figure 37 – Flat Version of the Detour Move

We shall say that a virtual diagram *overlies* a flat diagram if the virtual diagram is obtained from the flat diagram by choosing a crossing type for each flat crossing in the virtual diagram. To each virtual diagram K there is an associated flat diagram $F(K)$ that is obtained by forgetting the extra structure at the classical crossings in K . Note that if K is equivalent to K' as virtual diagrams, then $F(K)$ is equivalent to $F(K')$ as flat virtual diagrams. Thus, if we can show that $F(K)$ is not reducible to a disjoint union of circles, then it will follow that K is a non-trivial virtual link.

The flat virtual braids were introduced in [19]. As with the virtual braids, the set of flat virtual braids on n strands forms a group, the *flat virtual braid group*, denoted FV_n . The generators of FV_n are the virtual crossings v_i and the flat crossings c_i , such that $c_i^2 = 1$. Both, flat crossings and virtual crossings represent geometrically the generators of the symmetric group S_n . But the mixed relation between them:

$$v_i c_{i+1} v_i = v_{i+1} c_i v_{i+1}$$

is not symmetric (see Figure 37). FV_n is a quotient of the virtual braid group VB_n modulo the relations $\sigma_i^2 = 1$ for all i . Thus, FV_n is the free product of two copies of S_n , modulo the set of mixed relations. Note that $FV_2 = S_2 * S_2$ (no extra relations), and it is infinite.

From the above, the flat virtual braids are the appropriate theory of braids for the category of virtual strings. Every virtual string is the closure of a flat virtual braid. In order to obtain a Markov theorem for flat virtual braids, we only need to forget, in our study of virtuals and the definitions of the virtual L -moves, the distinction between over and under crossings. The presence of the flat forbidden move gives rise to the *flat threaded L_v -moves*, left and right, the analogues of the threaded L_v -moves. Thus, we have the following results.

Theorem 4 (L -move Markov Theorem for flat virtuals) *Two oriented flat virtual links are isotopic if and only if any two corresponding flat virtual braids differ by flat virtual braid isotopy and a finite sequence of the following moves or their inverses:*

- (i) *Flat conjugation*
- (ii) *Right virtual L_v -moves*
- (iii) *Right flat L_v -moves*
- (iv) *Right and left flat threaded L_v -moves.*

Theorem 5 (Algebraic Markov Theorem for flat virtuals) *Two oriented flat virtual links are isotopic if and only if any two corresponding flat virtual braids differ by braid relations in FV_∞ and a finite sequence of the following moves or their inverses:*

- (i) *Virtual and flat conjugation:* $v_i \alpha v_i \sim \alpha \sim c_i \alpha c_i$
- (ii) *Right virtual and flat stabilization:* $\alpha v_n \sim \alpha \sim \alpha c_n$
- (iii) *Algebraic right flat threading:* $\alpha \sim \alpha c_n v_{n-1} c_n$
- (iv) *Algebraic left flat threading:* $\alpha \sim \alpha v_n v_{n-1} c_{n-1} v_n c_{n-1} v_{n-1} v_n$

where $\alpha, v_i, c_i \in FV_n$ and $v_n, c_n \in FV_{n+1}$. (Figures 31, 32 provide illustrations if we substitute the real crossings by flat ones).

6.2 Welded Links and Unrestricted Virtuals

Welded braids were introduced in [8]. They satisfy the same isotopy relations as the virtuals, but for welded braids one of the two forbidden moves is allowed, the move F_1 of Figure 4, which contains an *over arc* and one virtual crossing. One can consider welded knots and links as closures of welded braids. The move F_1 can be regarded as a way of detouring sequences of classical crossings over welded crossings. The explanation for the choice of moves lies in the fact that the move F_1 preserves the combinatorial fundamental group. This is not true for the other forbidden move F_2 . The *welded braid group* on n strands, WB_n , is a quotient of the virtual braid group, so it can be presented with the same generators and relations as VB_n , but with the extra relations:

$$v_i \sigma_{i+1} \sigma_i = \sigma_{i+1} \sigma_i v_{i+1} \quad (F_1).$$

In order to obtain a Markov theorem for welded braids, we only need to consider in our study of virtuals the effect of the move F_1 . The presence of this move makes redundant the threaded under L_v -moves since, by the move F_1 , the thread can be pulled away, reducing the move to a basic vL_v -move. Thus, we have the following results (compare [15]).

Theorem 6 (*L*-move Markov Theorem for welded knots) *Two oriented welded links are isotopic if and only if any two corresponding welded braids differ by welded braid isotopy and a finite sequence of the following moves or their inverses:*

- (i) *Real conjugation*
- (ii) *Right virtual L_v -moves*
- (iii) *Right real L_v -moves*
- (iv) *Right and left threaded over L_v -moves.*

Theorem 7 (Algebraic Markov Theorem for welded knots) *Two oriented welded links are isotopic if and only if any two corresponding virtual braids differ by braid relations in WB_∞ and a finite sequence of the following moves or their inverses:*

- (i) *Virtual and real conjugation:* $v_i \alpha v_i \sim \alpha \sim \sigma_i^{-1} \alpha \sigma_i$
- (ii) *Right virtual and real stabilization:* $\alpha v_n \sim \alpha \sim \alpha \sigma_n^{\pm 1}$
- (iii) *Algebraic right over threading:* $\alpha \sim \alpha \sigma_n v_{n-1} \sigma_n^{-1}$
- (iv) *Algebraic left over threading:* $\alpha \sim \alpha v_n v_{n-1} \sigma_{n-1}^{-1} v_n \sigma_{n-1} v_{n-1} v_n$

where $\alpha, v_i, \sigma_i \in WB_n$ and $v_n, \sigma_n \in WB_{n+1}$ (recall Figures 31, 32 for illustrations).

Finally, another quotient of the virtual braid group (and of the welded braid group) is obtained by adding both types of forbidden moves. We call this the *unrestricted virtual braid group*, denoted UB_n . It is known that any classical knot can be unknotted in the virtual category if we allow both forbidden moves [17, 31]. Nevertheless, linking phenomena still remain. The unrestricted braid group itself is non trivial, deserving further study. For a presentation of UB_n we just add to the presentation of VB_n both types of forbidden moves:

$$v_i \sigma_{i+1} \sigma_i = \sigma_{i+1} \sigma_i v_{i+1} \quad (F_1) \quad \text{and} \quad \sigma_i \sigma_{i+1} v_i = v_{i+1} \sigma_i \sigma_{i+1} \quad (F_2).$$

Then, a Markov equivalence for unrestricted braids is symmetric with respect to the two different types of crossings and it resembles the Markov equivalence for classical links. Indeed, we simply remove the threaded L_v -moves that appear in the theory of virtual braids, and we have the following:

Theorem 8 (Algebraic Markov Theorem for unrestricted virtuals) *Two oriented unrestricted virtual links are isotopic if and only if any two corresponding unrestricted virtual braids differ by braid relations in UB_∞ and a finite sequence of the following moves or their inverses:*

$$(i) \text{ Virtual and real conjugation:} \quad v_i \alpha v_i \sim \alpha \sim \sigma_i^{-1} \alpha \sigma_i$$

$$(ii) \text{ Right virtual and real stabilization:} \quad \alpha v_n \sim \alpha \sim \alpha \sigma_n^{\pm 1}$$

where $\alpha, v_i, \sigma_i \in UB_n$ and $v_n, \sigma_n \in UB_{n+1}$.

7 On Virtual R -matrices and Virtual Hecke Algebras

In this section we illustrate relations on an R -matrix solution to the Yang-Baxter equation that would allow an analog of the Markov trace construction to be made for virtual braids. Such a construction leads to invariants of virtual knots and links, yielding valuable information about the virtual category. In Figure 38 we illustrate the apparatus and relations that are needed to construct a Markov trace on braids from an R -matrix in the classical case.

The illustration uses diagrammatic matrix notation. In this notation a matrix or tensor is represented by a box or otherwise delineated polygon in the plane with strands emanating from the box, indicating the indices of the matrix. When a line from one diagrammatic matrix is identical to (tied with) a line from another, we see an internal edge in the graphical structure and this is interpreted as a shared index in the matrix interpretation. Thus at the matrix level one sums over all possible indices that label an internal edge, and one takes the products of all the matrix entries concerned. This is an exact generalization of the formula for matrix multiplication

$$(MN)_{ab} = \sum_i M_{ai} N_{ib}$$

where summation is over all indices i relevant to this matrix product.

One can conceptualize diagrammatic matrices by regarding the diagrams as morphisms in a graphical category, and the interpretation as matrix multiplication as a functor to a linear algebraic category. The same remarks apply to the well-known Einstein summation convention where we write

$$M_{ai}N_{ib}$$

and interpret the repeated index as a summation over all values for i . Here the algebraic notation $M_{ai}N_{ib}$ is in an abstract tensor category of indexed algebra with rules for handling repeated indices. For example, $M_{ai}N_{ib} = M_{aj}N_{jb}$ so long as j is also repeated and j denotes a letter distinct from a and b . The interpretation as summation takes the abstract tensor category to a linear algebra category. The diagrams are a generalization of the abstract tensor category. We use this diagrammatic matrix algebra in our illustrations to show the translation from the category of link diagrams and virtual link diagrams to the matrix algebraic formulas that can capture an invariant of virtual knots and links via the Markov Theorem. For example, view Figure 38.

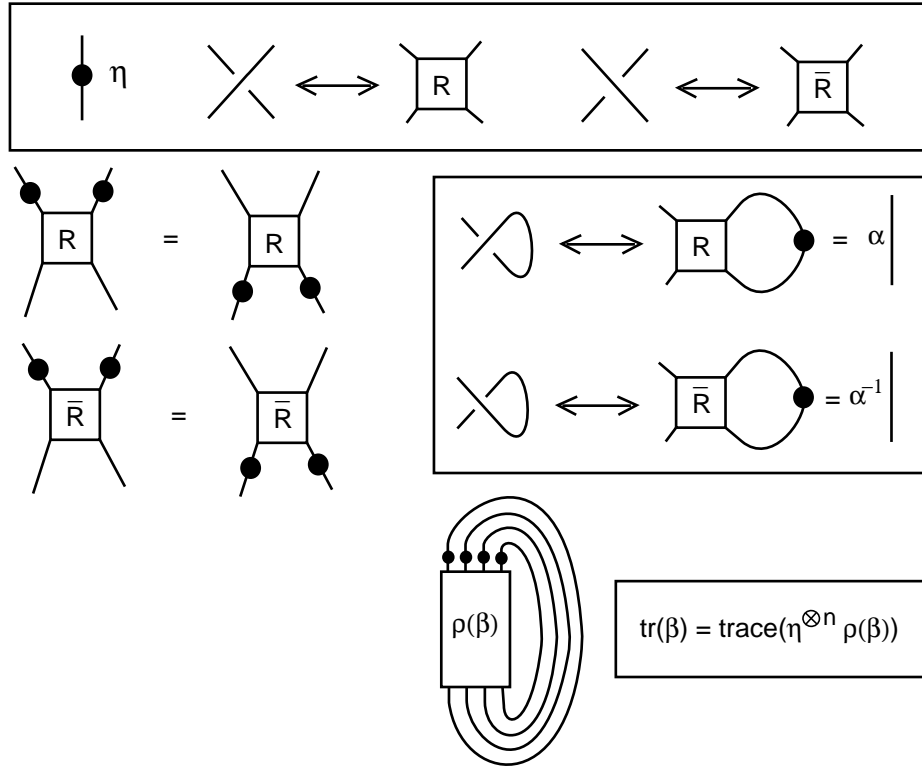


Figure 38 – R-Matrix Relations

The first diagram at the upper left denotes a matrix η_j^i where the indices are designated by the strands emanating from the black disk that is the body of the diagrammatic version of η . Crossings are represented by the matrices $R = (R_{kl}^{ij})$ and $\bar{R} = R^{-1}$. These matrices

must satisfy a braiding relation that corresponds to the third Reidemeister move. At the matrix level this relation is called the Yang-Baxter Equation. We have not illustrated this relation. The virtual crossings are shown in Figure 39. They are represented by a matrix V that must also satisfy the Yang-Baxter equation and the detour relations that generate the virtual braid group. These matrices then generate a tensor representation of the virtual braid group where a generator acting on the i -th and $(i + 1)$ -st strands receives an R, \overline{R} or V , according as it is a classical or virtual crossing, and all the other strands receive an identity matrix. Given a virtual braid β , let $\rho(\beta)$ denote this representation applied to β .

Now return to Figure 38. Note that we define a trace-function on braids by the formula

$$tr(\beta) = trace(\eta^{\otimes n} \rho(\beta)).$$

Here *trace* denotes the usual trace of a matrix. This trace formula is indicated diagrammatically by the figure in the box to its immediate left. In order for $tr(\beta)$ to be constructed (after normalization) as a virtual link invariant, we need:

1. $tr(\beta\gamma) = tr(\gamma\beta)$, for any braids β and γ ,
2. $tr(\beta)$ should either be invariant or it should multiply by a constant under stabilization moves and threaded moves.

In Figure 38 we have indicated $tr(\beta)$ to multiply by α under right positive classical stabilization and by α^{-1} under right negative classical stabilization. In Figure 39 we have indicated right virtual stabilization invariance. In Figure 39 we also illustrate the diagrammatics of a right threaded move. Note that these stabilization equations all involve the matrix η . Appropriate choices of the solutions to the Yang-Baxter equation and the matrix η can, in principle, lead to invariants of both classical and virtual knots and links. One obtains a normalized invariant $Invar(b)$ by the formula

$$Invar(b) = \alpha^{-w(b)} tr(b)$$

where $w(b)$ is the sum of the signs of the exponents of the classical braid generators in an expression for the braid b .

One case is worth mentioning here explicitly. Suppose that η and R yield an invariant of classical braids (of which there are many, including the Jones polynomial, and specializations of the HOMFLYPT polynomial). Then we can take V (as a linear mapping) to be the permutation $V(x \otimes y) = y \otimes x$. Under these conditions $tr(b)$ will satisfy classical stabilization, but will not necessarily satisfy virtual stabilization. We call such invariants *virtual rotational invariants*. They are interesting in their own right. It is a subtle matter to obtain full virtual invariants, but there are examples, including the Jones polynomial itself.

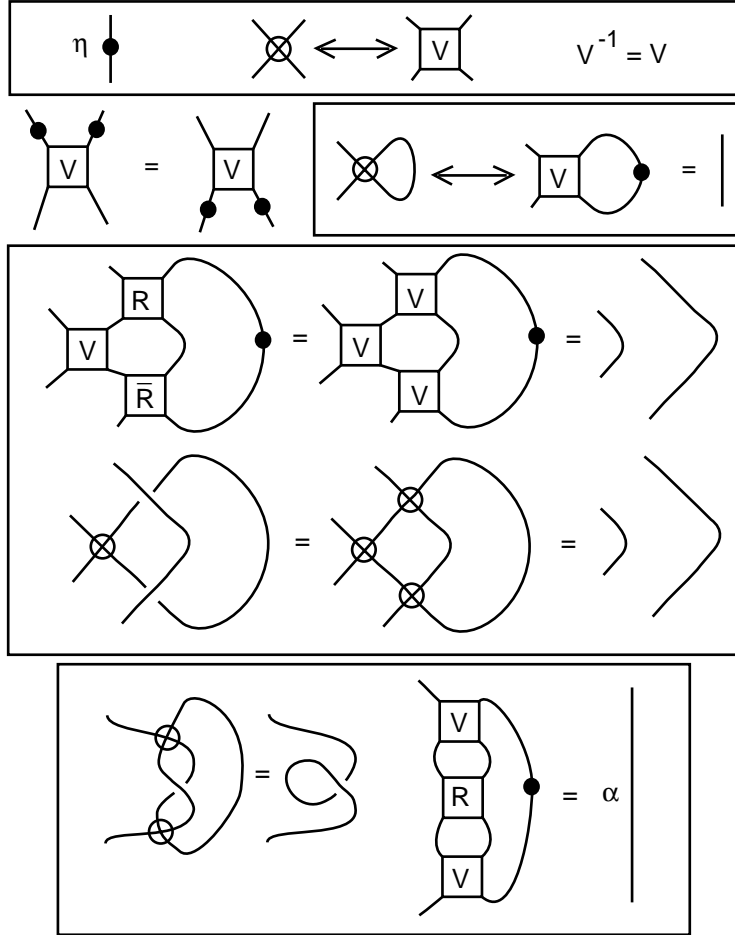


Figure 39 – Virtual R-Matrix Relations

Theorem 3 opens up yet another possibility to construct invariants of virtual links using algebraic means. Namely, to study quotients of the virtual braid group algebra and try to construct on them linear Markov-type traces. Then, to apply appropriate normalizations yielding virtual link invariants. Taking the lead of Jones’s construction [12] of the Homflypt (2-variable Jones) polynomial we define $\mathcal{VH}_n(q)$, the *virtual Hecke algebra* as the quotient of the virtual braid group algebra $\mathbb{Z}[q^{\pm 1}]VB_n$ by factoring out the quadratic relations:

$$\sigma_i^2 = (q - 1)\sigma_i + q.$$

Let $g_1, \dots, g_n, v_1, \dots, v_n$ be the generators of $\mathcal{VH}_{n+1}(q)$. A *virtual Markov trace* is defined to be a linear function tr on $\bigcup_{n=1}^{\infty} \mathcal{VH}_n(q)$ which supports the real and virtual Markov properties. More precisely, we require the trace tr to satisfy the rules:

- 1) $tr(ab) = tr(ba)$
- 2) $tr(1) = 1$ for all $\mathcal{VH}_n(q)$
- 3) $tr(ag_n) = z tr(a)$
- 4) $tr(av_n) = s tr(a)$
- 5) $tr(ag_n^{\pm 1} v_{n-1} g_n^{\mp 1}) = r tr(a)$
- 6) $tr(av_n v_{n-1} g_{n-1}^{\mp 1} v_n g_{n-1}^{\pm 1} v_{n-1} v_n) = k tr(a)$

for $a, b \in \mathcal{VH}_n(q)$ and z, s, r, k independent variables in $\mathbb{Z}[q^{\pm 1}]$. Finally, we normalize tr appropriately in order to obtain an invariant of virtual links.

We will pursue these matters of R -matrix invariants of virtual braids and virtual Hecke algebras in a subsequent paper.

Acknowledgments. We are happy to mention that the paper of S. Kamada [15] has been for us a source of inspiration. It also gives us pleasure to acknowledge a list of places and meetings where we worked on these matters. These are: Bedlewo, Frankfurt airport, Oberwolfach, Caen, Athens, Vancouver, Albuquerque, Chicago, Oberwolfach. The last stay at Oberwolfach, where the paper took its final form (was completed), was due to the Research In Pairs program, which we acknowledge gratefully. It gives the first author great pleasure to acknowledge support from NSF Grant DMS-0245588.

For the first author much of this effort was sponsored by the Defense Advanced Research Projects Agency (DARPA) and Air Force Research Laboratory, Air Force Materiel Command, USAF, under agreement F30602-01-2-05022. The views and conclusions contained herein are those of the author and should not be interpreted as necessarily representing the official policies or endorsements, either expressed or implied, of the Defense Advanced Research Projects Agency, the Air Force Research Laboratory, or the U.S. Government. (Copyright 2005.)

References

- [1] J.W. Alexander, A lemma on systems of knotted curves, *Proc. Nat. Acad. Sci. U.S.A.* **9**, 93–95 (1923).
- [2] V. G. Bardakov, The Virtual and Universal Braids, *Fundamenta Mathematicae* **184** (2004), 159–186. See also *arXiv:math.GR/0407400 v1*, July 2004.
- [3] D. Bennequin, Entrelacements et équations de Pfaffe, *Asterisque* **107-108** (1983), 87–161.
- [4] J.S. Birman, “Braids, links and mapping class groups”, Ann. of Math. Stud. **82**, Princeton University Press, Princeton, 1974.

- [5] H. Brunn, Über verknötete Kurven, *Verh. des intern. Math. Congr.* **1**, 256–259 (1897).
- [6] J.S.Carter, S. Kamada and M. Saito, Stable equivalence of knots on surfaces and virtual knot cobordisms, in “Knots 2000 Korea, Vol. 1 (Yongpyong)”, *J. Knot Theory & Ramifications* **11** (2002), No. 3, 311–320.
- [7] H. Dye and L. H. Kauffman, Minimal surface representations of virtual knots and links. *Algebraic and Geometric Topology* **5** (2005), 509–535. See also *arXiv:math.AT/0401035 v1*, Jan. 2004.
- [8] R. Fenn, R. Rimanyi, C. Rourke, The braid permutation group, *Topology* **36** (1997), 123–135.
- [9] Mikhail Goussarov, Michael Polyak and Oleg Viro, Finite type invariants of classical and virtual knots, *Topology* **39** (2000), 1045–1068.
- [10] R. Häring-Oldenburg, S. Lambropoulou, Knot theory in handlebodies, *J. Knot Theory and Ramifications* **11**, No. 6, 921–943 (2002). See also *arXiv:math.GT/0405502 v1*, May 2004.
- [11] D. Hrencecin and L. H. Kauffman, “On Filamentations and Virtual Knots”, *Topology and Its Applications*, **134** (2003), 23–52.
- [12] V. F. R. Jones, Hecke algebra representations of braid groups and link polynomials, *Ann. Math.* **126** (1987), 335–388.
- [13] T. Kadokami, Detecting non-triviality of virtual links, *J. Knot Theory Ramifications* **12** (2003), No. 6, 781–803.
- [14] N. Kamada and S. Kamada, Abstract link diagrams and virtual knots, *Journal of Knot Theory and Its Ramifications* **9** (2000), No. 1, 93–109.
- [15] S. Kamada, Braid representation of virtual knots and welded knots, submitted to *London Math. Soc. (Bull., Jour. or Proc.)*. See also *arXiv:math.GT/0008092*.
- [16] S. Kamada, Invariants of virtual braids and a remark on left stabilizations and virtual exchange moves, *Kobe J. Math.* **21** (2004), 33–49.
- [17] T. Kanenobu, Forbidden moves unknot a virtual knot, *Journal of Knot Theory and Its Ramifications* **10** (2001), No. 1, 89–96.
- [18] L. H. Kauffman, Virtual Knot Theory, *European J. Comb.* (1999) Vol. 20, 663–690.

- [19] L. H. Kauffman, A Survey of Virtual Knot Theory in *Proceedings of Knots in Hellas '98*, World Sci. Pub. 2000 , pp. 143-202.
- [20] L. H. Kauffman, Detecting Virtual Knots, in *Atti. Sem. Mat. Fis. Univ. Modena Supplemento al Vol. II*, 241-282 (2001).
- [21] L. H. Kauffman and S. Lambropoulou, Virtual Braids, *Fundamenta Mathematicae* **184** (2004), 159–186. See also *arXiv:math.GT/0407349 v1*, July 2004.
- [22] L. H. Kauffman and D. Radford, Bi-Oriented Quantum Algebras and a Generalized Alexander Polynomial for Virtual Links, *AMS Contemp. Math*, **318**, pp. 113–140.
- [23] G. Kuperberg, What is a virtual link? *arXiv:math.GT/0208039 v1*, 5 Aug 2002.
- [24] S. Lambropoulou, “A Study of Braids in 3-manifolds”, Ph.D. Thesis, Warwick Univ. (1993).
- [25] S. Lambropoulou and C. P. Rourke, Markov’s Theorem in Three–Manifolds, *Topology and Its Applications* **78** (1997), 95–122. See also *arXiv:math.GT/0405498 v1*, May 2004.
- [26] S. Lambropoulou and C. P. Rourke, Algebraic Markov equivalence for links in 3-manifolds (submitted for publication). See *arXiv:math.GT/0405493 v1*, May 2004.
- [27] V. Manturov, “Knot Theory”, Chapman&Hall/CRC, 2004, Chapter 21.
- [28] V. Manturov, “O raspoznavanii virtual’nykh kos” (On the Recognition of Virtual Braids), *Zapiski Nauchnykh Seminarov POMI* (Petersburg Branch of Russ. Acad. Sci. Inst. Seminar Notes), 299.
- [29] A.A. Markov, Über die freie Äquivalenz geschlossener Zöpfe, *Recueil Mathématique Moscou* **1**, (1935).
- [30] H. R. Morton, Threading knot diagrams. *Math. Proc. Cambridge Philos. Soc.* **99** (1986), No. 2, 247–260.
- [31] S. Nelson, Unknotting virtual knots with Gauss diagram forbidden moves, *J. Knot Theory & Ramifications* **10** (2001), No. 6, 931–935.
- [32] S. Satoh, Virtual knot presentation of ribbon torus-knots, *J. Knot Theory & Ramifications* **9** (2000), No.4, 531–542.
- [33] J. Sawollek, On Alexander-Conway polynomials for virtual knots and links, See *arXiv:math.GT/9912173, v2*, January 2001.
- [34] D. S. Silver and S. G. Williams, Alexander Groups and Virtual Links, *JKTR*, vol. 10, (2001), 151-160.

- [35] P. Traczyk, A new proof of Markov's braid theorem. *Knot theory* (Warsaw, 1995), 409–419, Banach Center Publ., 42, Polish Acad. Sci., Warsaw, 1998
- [36] V. Turaev, Virtual strings and their cobordisms, See *arXiv.math.GT/0311185*, v5, February 2004.
- [37] V. V. Vershinin, On the homology of virtual braids and the Burau representation, *arXiv:math.GT/9904089 v1 18 Apr 1999*.
- [38] N. Weinberg, Sur l' equivalence libre des tresses fermée, *Comptes Rendus (Doklady) de l' Academie des Sciences de l' URSS* **23**, 215–216 (1939).

L.H. KAUFFMAN: DEPARTMENT OF MATHEMATICS, STATISTICS AND COMPUTER SCIENCE, UNIVERSITY OF ILLINOIS AT CHICAGO, 851 SOUTH MORGAN ST., CHICAGO IL 60607-7045, USA.

S. LAMBROPOULOU: DEPARTMENT OF MATHEMATICS, NATIONAL TECHNICAL UNIVERSITY OF ATHENS, ZOGRAFOU CAMPUS, GR-157 80 ATHENS, GREECE.

E-MAILS: kauffman@uic.edu

sofia@math.ntua.gr

URLS: www.math.uic.edu/~kauffman

<http://www.math.ntua.gr/~sofia/>