

1 The continuum limit in the homogeneous case

Here we will study the limit $q \rightarrow 1$ of the homogeneous Gauss distribution on restricted skew plane partitions when the number of corners in the inner shape of diagrams remain finite.

We assume that $q = \exp(-r)$, $r \rightarrow +0$ and $U_i = ru_i$, $V_i = rv_i$ and N remain fixed and that $U_0 < V_1 < U_1 < \dots < V_N < U_N$.

1.1 The continuum limit of the partition function

It is easy to compute the free energy of the system in this limit:

$$F = -\log Z = - \sum_{m < n, m \in D^-, n \in D^+} \log(1 - q^{n-m}) =$$

$$- \frac{1}{r^2} \left(\sum_{1 \leq i \leq j \leq N} \int_{U_{i-1} < \mu < V_i} \int_{V_j < \nu < U_j} \log(1 - e^{\mu-\nu}) d\mu d\nu \right) + o\left(\frac{1}{r^2}\right)$$

Similarly, one can compute the asymptotic of the average volume of a 3D Young diagram:

$$\langle |\pi| \rangle = q \frac{\partial}{\partial q} Z = \sum_{m < n, m \in D^-, n \in D^+} \frac{n-m}{1 - q^{n-m}} =$$

$$\frac{1}{r^3} \left(\sum_{i \leq j} \int_{U_{i-1} < \mu < V_i} \int_{V_j < \nu < U_j} \frac{\nu - \mu}{1 - e^{\mu-\nu}} d\mu d\nu \right) + o\left(\frac{1}{r^3}\right)$$

The first formula reflects essentially two dimensional nature of the problem. The second formula implies that r^{-1} is the characteristic length of the system when $r \rightarrow 0$.

1.2 The continuum limit and the function $S(z)$

Now let us analyze the correlation functions (??) in the continuum limit $r \rightarrow +0$. Since r^{-1} is a characteristic scale of the system in this limit we assume $\tau = t_i r$, $\chi = h_i r$ remain finite. Depending on the value of (χ, τ) we will either keep the differences $t_i - t_j$ and $h_i - h_j$ finite, or we will scale them as appropriate powers of r .

When $r \rightarrow +0$ the functions in the integral defining correlation functions behave as

$$\frac{\Phi_-(z, t)}{\Phi_+(z, t)} z^{-h-B(t)-\frac{1}{2}} = \exp\left(\frac{S(z)}{r}\right) F(z) (1 + O(r))$$

where

$$S(z) = \int_{\mu < \tau, \mu \in D_-} \log(1 - z^{-1} e^{\mu}) d\mu - \int_{\mu > \tau, \mu \in D_+} \log(1 - z e^{-\mu}) d\mu - (\chi + B(\tau)) \ln(z)$$

and $F(z)$ can be computed explicitly.

In this limit the integral (??) becomes

$$K(h_1, t_1), (h_2, t_2)) = \frac{1}{(2\pi i)^2} \int_{C_z} \int_{C_w} e^{\frac{S(z; \chi_1, \tau_1) - S(w; \chi_2, \tau_2)}{\tau}} \frac{F(z; \chi_1, \tau_1)}{F(w; \chi_2, \tau_2)} \quad (1)$$

$$\frac{\sqrt{zw}}{z-w} \frac{dz}{z} \frac{dw}{w} (1 + o(1)) \quad (2)$$

The integration contours are described in the previous section. For example, if $N = 2$ and $U_1 < \tau_1, \tau_2 < V_2$ the contours are:

$$C_z \times C_w = \begin{cases} e^{V_2} > |z|, |w| > |z|, |w| > e^\tau & \text{if } \tau_1 > \tau_2 \\ e^{V_2} > |z| > |w| > e^\tau & \text{if } \tau_1 \geq \tau_2 \end{cases}$$

The integral (1) can be computed by the steepest descent method. In order to do this one should first analyze critical points of $S(z)$ and then deform contours of integration accordingly.

2 Critical points of $S(z)$

The function $S(z)$ can be written as a sum of dilogarithms:

$$S(z) = -(\chi + B(\tau)) \ln(z) + \sum_{i=0}^N Li_2(ze^{-U_i}) - \sum_{i=1}^N Li_2(ze^{-V_i}) - Li_2(ze^{-\tau}) .$$

where

$$Li_2(z) = \int_0^z \frac{\ln(1-x)}{x} dx$$

Critical points of $S(z)$ are zeros of

$$z \frac{\partial}{\partial z} S(z) = -(\chi + B(\tau)) + \int_{\mu > \tau, \mu \in D_+} \frac{ze^{-\mu}}{1 - ze^{-\mu}} d\mu + \int_{\mu < \tau, \mu \in D_-} \frac{z^{-1}e^\mu}{1 - z^{-1}e^\mu} d\mu$$

This is equivalent to the following equations.

$$-(\chi + B(\tau)) - \sum_{0 \leq j < i} \log\left(\frac{1 - z^{-1}e^{V_{j+1}}}{1 - z^{-1}e^{U_j}}\right) + \log\left(\frac{1 - ze^{-U_i}}{1 - ze^{-\tau}}\right) + \sum_{N \geq j > i} \log\left(\frac{1 - ze^{-U_j}}{1 - ze^{-V_j}}\right) = 0$$

when $V_i < \tau < U_i$ and

$$-(\chi + B(\tau)) - \sum_{0 \leq j < i} \log\left(\frac{1 - z^{-1}e^{V_{j+1}}}{1 - z^{-1}e^{U_j}}\right) - \log\left(\frac{1 - z^{-1}e^\tau}{1 - z^{-1}e^{U_i}}\right) + \sum_{N \geq j > i} \log\left(\frac{1 - ze^{-U_j}}{1 - ze^{-V_j}}\right) = 0$$

when $U_i < \tau < V_{i+1}$.

Exponentiating these equations we obtain

$$\exp(-\chi - B(\tau) - L(\tau)) \prod_{0 \leq j \leq N} (1 - ze^{-U_j}) = (1 - ze^{-\tau}) \prod_{1 \leq j \leq N} (1 - ze^{-V_j}) \quad (3)$$

where

$$L(\tau) = \begin{cases} \sum_{0 \leq j < i} (V_{j+1} - U_j) & \text{if } V_i < \tau < U_i \\ \sum_{0 \leq j < i} (V_{j+1} - U_j) + \tau - U_i & \text{if } U_i < \tau < V_{i+1} \end{cases}$$

The number $L(\tau)$ is the total length of $(-)$ intervals which are to the left of τ .

It is easy to see that

$$L(t) + B(t) = t/2 - u_0.$$

Therefore the equation (3) can be written as

$$e^{x-\tau/2}z - e^{x+\tau/2} = f(z) \quad (4)$$

where

$$f(z) = e^{u_0} \frac{\prod_0^N (ze^{-u_i} - 1)}{\prod_1^N (ze^{-v_i} - 1)}.$$

2.1 The number of roots

Theorem 1. *The equation (4) has either N real solutions or $N-2$ real solutions and two complex conjugate.*

Proof. The function $f(z)$ has simple poles at $z = v_i$ and $z = \infty$ and simple zeros at $z = u_i$. A sample graph of the function $f(z)$ is plotted in Figure 1

Solutions to the equation (4) are intersection points of the line $e^{x-\tau/2}z - e^{x+\tau/2}$ with the graph of the function $f(z)$. Any straight line of non-infinite slope obviously intersects the graph of $f(z)$ in at least $N-2$ points (and in at most N points, since the degree of f equals N). Hence among the roots of (4) there is at most one complex conjugate pair. \square

2.2 The $N = 1$ case

First, consider the equation (3) When $N = 1$ the normalization of U 's and V 's given by the equation (??) implies $V_1 = 0$. Introduce variables

$$X = e^{x+\tau/2}, \quad T = e^{-\tau}, \quad \alpha = e^{U_0}, \quad \beta = e^{-U_1},$$

The equation for critical points of $S(z)$ is quadratic:

$$(\beta - XT)z^2 + (X + XT - (1 + \alpha\beta))z + (\alpha - X) = 0 \quad (5)$$

The discriminant of this equation is:

$$\Delta = (X - XT - \alpha + \beta)^2 - (X + XT)2(1 - \alpha)(1 - \beta) + (1 - \alpha^2)(1 - \beta^2). \quad (6)$$

The structure of solutions depend on the value of the discriminant Δ .

- When $\Delta < 0$ there are two complex conjugated critical points
- When $\Delta > 0$ these critical points are real.
- When $\Delta = 0$ the two simple critical points degenerate into one double critical point.

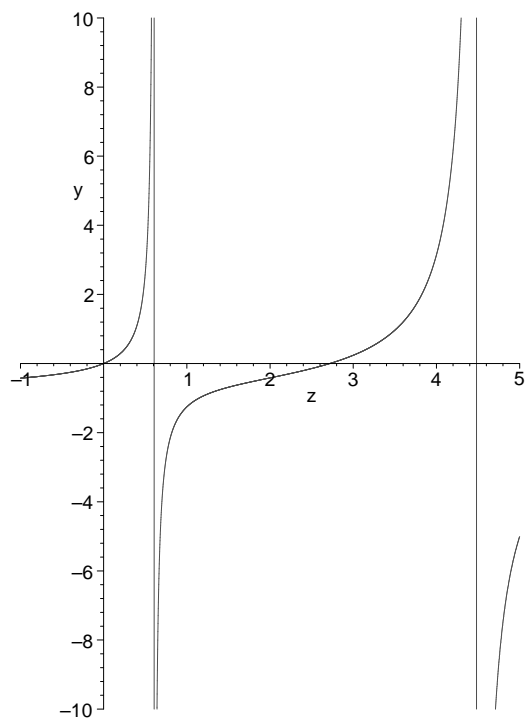


Figure 1: The graph of $f(z)$ for $\{u_0, v_1, u_1, v_2, u_2\} = \{-2, -0.5, 1.5, 2, 3\}$

2.3 The $N = 2$ case

This is the smallest value of τ when the function $S(z)$ has a triple critical point.

According to the theorem 1 the function $S(z)$ has three critical points.

Geometrically these solutions correspond to intersection points of the line $e^{\chi-\tau}/z - e^{\chi+\tau/2}$ with the graph of the function $f(z)$. When the line $e^{\chi-\tau}/z - e^{\chi+\tau/2}$ intersects the graph of the function $f(z)$ transversally, the intersection points are simple critical points of $S(z)$. At double critical points the line $e^{\chi-\tau}/z - e^{\chi+\tau/2}$ is tangent to $f(z)$ but not bisect the graph of $f(z)$. At triple critical points the line is tangent to the graph of $f(z)$ and bisects it.

By the definition, a double critical point z of the function $S(z)$ satisfies the two equations $S'(z) = 0$ and $S''(z) = 0$. We have

$$z \frac{\partial}{\partial z} S(z) = -\chi - \ln(ze^{-\frac{\tau}{2}} - e^{\frac{\tau}{2}}) + \ln f(z)$$

$$(z \frac{\partial}{\partial z})^2 S(z) = -\frac{ze^{-\frac{\tau}{2}}}{ze^{-\frac{\tau}{2}} - e^{\frac{\tau}{2}}} + z \frac{f'(z)}{f(z)}$$

This gives the system of equations for double critical points:

$$e^{\chi-\tau/2}z - e^{\chi+\tau/2} = f(z) \quad (7)$$

$$e^{\chi_0-\tau_0/2} = f'(z) \quad (8)$$

These equations define the curve in the (χ, τ) plane. We will say the point (χ, τ) on this curve is generic if it is not a triple critical point, i. e. if $S'''(z) \neq 0$ where z is the corresponding double critical point of $S(z)$.

Denote by z_0 the triple critical point and by (χ_0, τ_0) the corresponding values of χ and τ . By definition $S'(z_0) = S''(z_0) = S'''(z_0) = 0$, which gives one more equation in addition to (7) :

$$f''(z_0) = 0$$

It is clear from the shape graph of $f(z)$ that for each value of τ there are either 2 or 4 double critical points of $S(z)$. They satisfy the following inequalities:

1. $-\infty < \tau < V_1$, then $z_1 < 0$ and $0 < z_2 < e^{V_1}$
2. $V_1 < \tau < U_1$, then $z_1 < 0$ and $e^{V_1} < z_2 < e^\tau$
3. $U_1 < \tau < \tau_0$, then $z_1 < 0$, $e^{V_1} < z_2 < z_0$, $z_0 < z_3 < e^{U_1}$, and $e^\tau < z_4 < e^{V_2}$.
4. $\tau_0 < \tau < V_2$, then $z_1 < 0$ and $e^\tau < z_2 < e^{V_2}$.
5. $V_2 < \tau < U_2$, then $z_1 < 0$ and $e^{V_2} < z_2$.

It is also clear that if $\tau_0 > U_1$, then

$$e^{V_1} < z_0 < e^{U_1}$$

2.4 Deformation of integration contours

We want to deform contours of integration in (1) to position them in the way the steepest descent methods requires. If z_c is a critical point of $S(z)$, and if it does not lie on a branch cut of the function $S(z)$, the integration contour should be deformed to a contour which lies on the curve $Im(S(z)) = Im(S(z_c))$.

The function $S(z)$ has branch cuts along the real line. However, only $exp(\frac{S(z)}{r})F(z)$, which is the leading term of the asymptotic of $\frac{\Phi_-(z,t)}{\Phi_+(z,t)}z^{-h-B(t)-\frac{1}{2}}$ appear in the integral (1).

Zeros of $\Phi_+(z)$ are accumulating along (e^{V_2}, e^{U_2}) . Therefore we can not deform C_z through this segment but we can deform through any other part of the real line.

Similarly, zeros of $\Phi_-(w)$ are accumulating in the segments (e^{U_0}, e^{V_1}) and (e^{U_1}, e^τ) . Thus, the contour C_w can not be deformed through these segments but can be deformed through any other segment of the real line.

Therefore we have to deform contours C_z and C_w to the union of appropriate branches of curves $Im(S(z)) = Im(S(z_c + i0))$ and $Im(S(z)) = Im(S(z_c - i0))$. Figures Fig. 2, 3, and 4 show these curves for simple critical points, double critical points and the triple critical point, respectively.

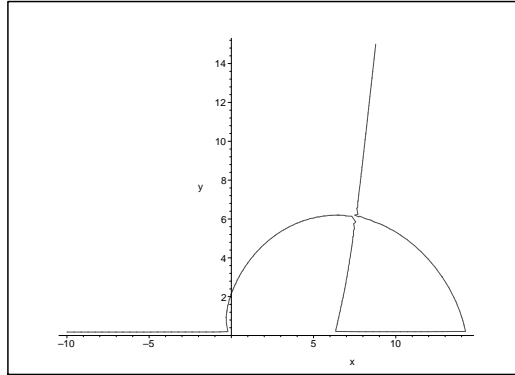


Figure 2: Level curves of $Im(S)$ when all critical points are simple

Deformed contours of integration C_z and C_w are shown on Fig. ??, ??, 5, 6 7 and 8 for simple, double, and triple critical points respectively.

While deforming contours C_z and C_w one should keep track on the residues at the pole $z = w$.

3 Simple critical points and the limit in the bulk

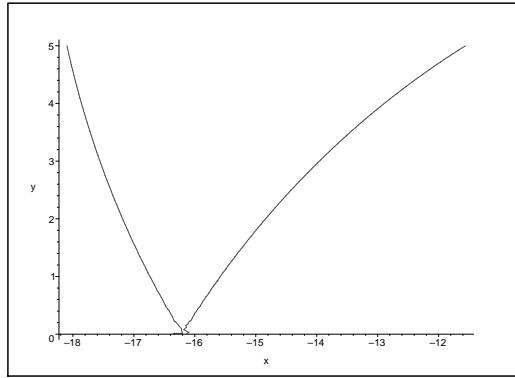


Figure 3: Level curves of $Im(S)$ when there is a double critical point

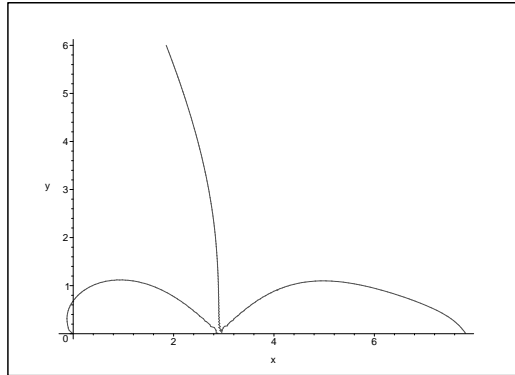


Figure 4: Level curves of $Im(S)$ when there is a triple critical point

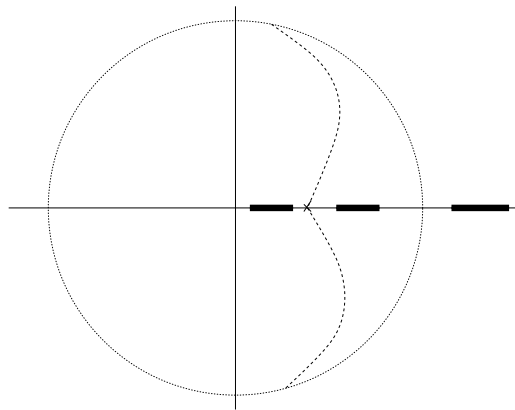


Figure 5: Deformation of the integration contour C_z for a double critical point

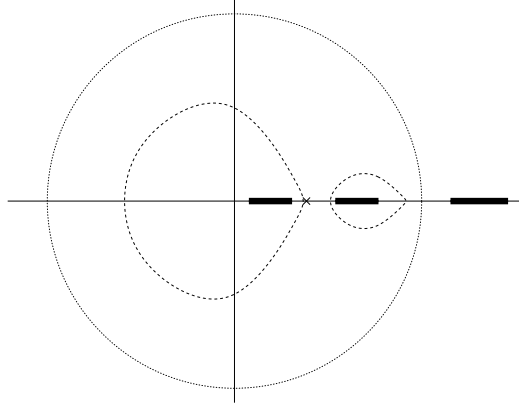


Figure 6: Deformation of the integration contour C_w for a double critical point

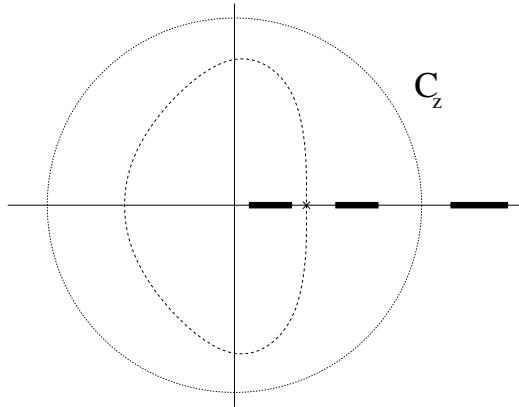


Figure 7: Deformation of the integration contour C_z for a triple critical point

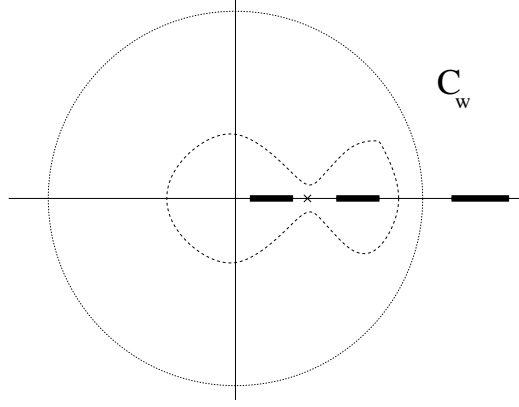


Figure 8: Deformation of the integration contour C_w for a triple critical point

3.1

Here we will compute the asymptotic of the integral (1) when there is a pair of complex conjugate critical points and when $\Delta h = h_1 - h_2$ and $\Delta t = t_1 - t_2$ are fixed in the limit $r \rightarrow 0$.

Deform contours C_z and C_w to C_1 and C_2 respectively as it is shown on Fig. 9 for $t_1 \geq t_2$ and as it is shown on Fig. 10 for $t_1 < t_2$.

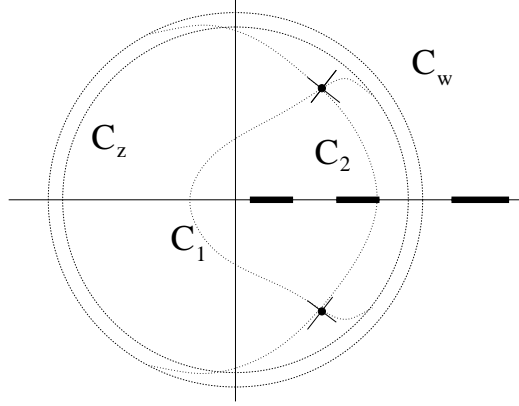


Figure 9: Deformation of the integration contours for a simple critical point when $t_1 \geq t_2$

Taking into account the residue at $z = w$ we have the identity:

$$\int_{C_z} \int_{C_w} \dots = \int_{C_1} \int_{C_2} \dots + \int_{\gamma_{\pm}} \dots \quad (9)$$

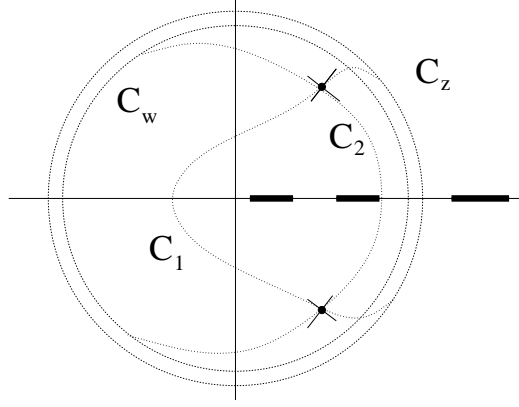


Figure 10: Deformation of the integration counturs for a simple critical point when $t_1 < t_2$

Here we take $+$ for $\Delta t \geq 0$ and $-$ otherwise. If $U_i < \tau < V_{i+1}$ then γ_+ is a simple curve connecting z_c and \bar{z}_c and passing through positive part of the real line with $e^{V_{i+1}} < z$. Similarly, γ_- is a simple curve connecting z_c and \bar{z}_c and passing through the negative part of the real line. If $V_i < \tau < U_i$ then γ_{\pm} are again simple curves connecting z_c and \bar{z}_c in such a way that γ_- intersects the negative part of the real line and γ_+ intersects the positive part of the real line at $e^{\tau} < z$.

As $r \rightarrow 0$ only the second term in the right hand side of (9) will have finite limit. The first term will vanish. The computations are similar to [?]. The integrals along γ_{\pm} converge as $r \rightarrow 0$ to

$$\kappa(\Delta h, \Delta t) = \begin{cases} B_{\gamma_+}^{(\varepsilon(\tau))}(\Delta t, \Delta h + \varepsilon(\tau)\Delta t/2) & , \Delta t \geq 0 \\ B_{\gamma_-}^{(\varepsilon(\tau))}(\Delta t, \Delta h + \varepsilon(\tau)\Delta t/2) & , \Delta t < 0 \end{cases} \quad (10)$$

where

$$B_{\gamma}^{(\pm)}(k, l) = \frac{1}{2\pi i} \int_{\gamma} (1 - e^{\mp \tau} w^{\pm 1})^k w^{-l-1} dw ,$$

Here $\varepsilon(\tau) = 1$ when $V_i < \tau < U_i$ and $\varepsilon(\tau) = -1$ when $U_i < \tau < V_{i+1}$. The contours γ_{\pm} are as above.

For the limit of correlation functions we obtain the following answer:

$$\lim_{r \rightarrow 0} \langle \rho_{j_1, t_1} \cdots \rho_{j_n, t_n} \rangle = \det(\kappa_{a,b})_{1 \leq a, b \leq n}$$

where

$$\kappa_{a,b} = \kappa((h_a - h_b), (t_a - t_b)) = \lim_{r \rightarrow +0} K((t_a, h_a), (t_b, h_b))$$

Correlation functions for finite q satisfy recursive equations (??) and (??). In the continuum limit these recursive equations turn into difference equations for correlation functions (3.1):

$$\kappa(h, t) - \kappa(h + \varepsilon(\tau)1/2, t - 1) + e^{-\varepsilon(\tau)\tau} \kappa(h - \varepsilon(\tau)1/2, t - 1) = \delta_{h,0} \delta_{t,0}$$

where $\varepsilon(\tau) = +1$ when $\tau \in D^+$, $\varepsilon(\tau) = -1$ when $\tau \in D^-$. These equations can also be directly deduced from the integral representation of correlation functions.

Remark 1. The difference operator in these equations is the Kasteleyn matrix on the infinite hexagonal lattice. The pairwise correlation function (3.1) can be regarded as the inverse for this matrix with the boundary conditions determined by (τ, χ) .

For one-time correlation functions we have:

$$\kappa(h, 0) = |z_c|^{-h} \frac{\sin(\theta h)}{\pi h}$$

where θ is the argument of z_c : $z_c = |z_c|e^{i\theta}$.

Notice that the factor $|z_c|^h$ does not contribute to the equal-time density correlation functions and we have:

$$\lim_{r \rightarrow 0} \langle \rho_{j_1, t_1} \dots \rho_{j_n, t_n} \rangle = \det \left(\frac{\sin(\theta(h_a - h_b))}{\pi(h_a - h_b)} \right)_{1 \leq a, b \leq n}$$

Here we assume that $h_1 > h_2 > \dots h_n$.

The value of the one time correlation function at $h = 0$ is the density of horizontal tiles and it is:

$$\rho(\tau, \chi) = \frac{\theta}{\pi}$$

The existence of the continuum limit of this correlation function implies that a random skew 3D Young diagram distributed as in (??) fluctuates about certain limit shape in the continuum limit. In other words the probability of a skew 3D Young diagram being in a neighborhood of any other shape goes to zero as $r \rightarrow 0$. One should expect that it will be of the order $\exp(-a/r^2)$ for some positive a .

The limit shape of such random 3D Young diagram can be recovered from the density functions as:

$$z(\tau, \chi) = \int_{-b(\tau)}^{\chi} (1 - \rho(\tau, s)) ds. \quad (11)$$

$$x(\tau, \chi) = z(\tau, \chi) - \chi - \frac{\tau}{2}, \quad y(\tau, \chi) = z(\tau, \chi) - \chi + \frac{\tau}{2}, \quad (12)$$

Here $b(\tau) = \max(-\tau/2 + U_0, \tau/2 + U_N)$.

Thus, the information about the limit shape is in the structure of critical points of the function $S(z)$. When the point (τ, χ) is such that all critical points of $S(z)$ are real the limit of correlation functions (3.1) is either 1 or 0. It is zero if the maximum of $S(z)$ is inside of the cycle of integration and it is 1 if it is outside. The boundary of the limit shape correspond to the values of χ and τ when there exists a real zero of $S(z)$ of the multiplicity at least 2.

We will say that (χ, τ) is in the wall domain the limit density is zero and we will say it is in the flour domain when the limit is 1. Points (χ, τ) when two complex conjugate roots to (3) collapse into one real of multiplicity 2 form the boundary of the limit shape of a random skew 3D Young diagrams distributed as in (??) in the limit $q \rightarrow 1$.

4 Double critical points and the scaling limit near the boundary

4.1

Now, let us assume that (χ_0, τ_0) are such that z_0 is a double critical point of $S(z)$. Consider the vicinity of (z_0, χ_0, τ_0) with coordinates $z = z_0 \exp(\xi)$, $\chi = \chi_0 + \delta\chi$, $\tau = \tau_0 + \delta\tau$. Lowest degree terms in the Taylor expansion around (z_0, χ_0, τ_0) are:

$$\begin{aligned} S(z, \chi, \tau) &= S(z_0, \chi_0, \tau_0) + \frac{A}{3!}\xi^3 - (\delta\chi - B\delta\tau)\xi + \frac{1}{2}C\delta\tau\xi^2 + \frac{1}{2}D\delta\tau^2\xi \\ &+ \frac{1}{3!}E\delta\tau^3 + H\delta\tau + \frac{1}{2}G\delta\tau^2 - \ln(z_0)\delta\chi + \dots \end{aligned}$$

where

$$A = (z \frac{\partial}{\partial z})^3 S(z)|_{z_0, \tau_0} = \frac{z_0^2 f''(z_0)}{f(z_0)} \quad (13)$$

$$B = z \frac{\partial^2}{\partial \tau \partial z} S(z)|_{z_0, \tau_0} = \frac{z_0 e^{-\frac{\tau_0}{2}} + e^{\frac{\tau_0}{2}}}{2(z_0 e^{-\frac{\tau_0}{2}} - e^{\frac{\tau_0}{2}})} \quad (14)$$

$$C = (z \frac{\partial}{\partial z})^2 \frac{\partial}{\partial \tau} S(z)|_{z_0, \tau_0} = -\frac{z_0}{(z_0 e^{-\frac{\tau_0}{2}} - e^{\frac{\tau_0}{2}})^2} \quad (15)$$

$$D = z \frac{\partial}{\partial z} \frac{\partial^2}{\partial \tau^2} S(z)|_{z_0, \tau_0} = \frac{z_0}{(z_0 e^{-\frac{\tau_0}{2}} - e^{\frac{\tau_0}{2}})^2} \quad (16)$$

$$E = \frac{\partial^3}{\partial \tau^3} S(z)|_{z_0, \tau_0} = -\frac{z_0}{(z_0 e^{-\frac{\tau_0}{2}} - e^{\frac{\tau_0}{2}})^2} \quad (17)$$

$$H = \frac{\partial}{\partial \tau} S(z)|_{z_0, \tau_0} = \begin{cases} -\frac{1}{2} \ln(z_0) + \ln(z_0 - e^{\tau_0}), & \tau_0 \in D_- \\ -\frac{1}{2} \ln(z_0) + \ln(e^\tau - z_0) - \tau_0, & \tau_0 \in D_+ \end{cases} \quad (18)$$

$$G = \frac{\partial^2}{\partial \tau^2} S(z)|_{z_0, \tau_0} = \begin{cases} -\frac{e^{\tau_0}}{z_0 - e^{\tau_0}}, & \tau_0 \in D_- \\ -\frac{z_0}{e^{\tau_0} - z_0}, & \tau_0 \in D_+ \end{cases} \quad (19)$$

Notice that $C = -D, E = -D, D > 0, A/B > 0$. The sign of A depends on the nature of the interface. It is positive if the frozen region is above the melted region and it is negative otherwise. It changes signs at the points $z_0 = \exp(U_i)$ and at the triple critical points where $f''(z_0) = 0$.

Rescaling local coordinates $\xi, \delta\chi$ and $\delta\tau$ as

$$\xi = r^{\frac{1}{3}}\sigma, \quad \delta\chi - B\delta\tau = r^{\frac{2}{3}}x, \quad \delta\tau = r^{\frac{1}{3}}y$$

we have

$$\frac{S(z, \chi, \tau) - S(z_0, \chi_0, \tau_0)}{r} = \frac{A}{3!}\sigma^3 - x\sigma + \frac{1}{2}Cy\sigma^2 + \frac{1}{2}Dy^2\sigma + \frac{1}{3!}Ey^3 + o(1)$$

4.1.1

As $r \rightarrow 0$ the leading asymptotic of the integral (1) is determined by the leading asymptotic of the integral:

$$K(h_1, t_1), (h_2, t_2)) = \frac{1}{(2\pi i)^2} \int_{C_z} \int_{C_w} e^{\frac{S(z; \chi_1, \tau_1) - S(w, \chi_2, \tau_2)}{r}} \frac{\sqrt{zw}}{z-w} \frac{dz}{z} \frac{dw}{w} (1 + O(r^{1/3})) \quad (20)$$

If $V_1 < \tau < V_2$, the contour of integration is

$$C_z \times C_w = \begin{cases} 1 > |z| > |w| > e^{V_1} & \text{if } V_1 < \tau < U_1 \\ e^{V_2} > |z| > |w| > e^\tau & \text{if } U_1 < \tau < V_2 \end{cases}$$

for $t_1 \geq t_2$. When $t_1 < t_2$ the only difference is that $|z| < |w|$.

Assume that coordinates (h_i, t_i) are in the vicinity of the point (χ_0, τ_0) , and that as $r \rightarrow 0$ they scale in the following way:

$$\chi_i = rh_i = \chi_0 + r^{\frac{2}{3}}x_i - Br^{\frac{1}{3}}y_i, \quad \tau_i = rt_i = \tau_0 + r^{\frac{1}{3}}y_i.$$

In this limit condition $t_1 \geq t_2, t_2 > t_1$ translate to $y_1 \geq y_2$ and $y_2 > y_1$ respectively.

Deform contours of integration in such a way that they will pass through this critical point and will follow the branches of curves $Im(S(z)) = Im(S(z_0))$ and $Im(S(w)) = Im(S(z_0))$ where $Re(S(z))$ and $-Re(S(w))$ have local maximum. Deformed counturs are described in teh section ??.

The leading contribution to the asymptotic comes the vicinity of the point z_0 where we will use local coordinates $z = z_0(1 + r^{\frac{1}{3}}\sigma)$ and $w = z_0(1 + r^{\frac{1}{3}}\kappa)$.

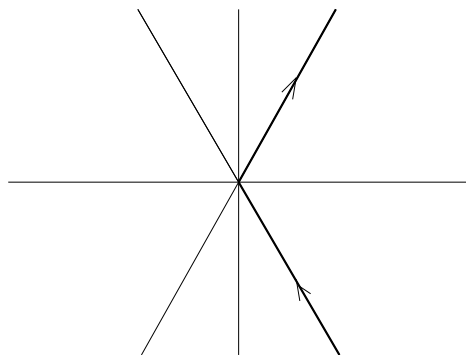


Figure 11: Integration countur for σ

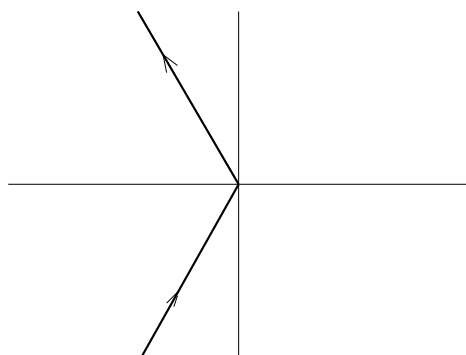


Figure 12: Integration countur for κ

The saddle point integration contours for σ and κ in the limit $r \rightarrow 0$ are shown on fig. ?? and ?? for $A > 0$.

The leading term of the asymptotic of the integral (20) is given by

$$K((h_1, t_1), (h_2, t_2)) = \exp\left(\frac{H}{r^{2/3}}(y_1 - y_2) + \frac{G}{r^{1/3}}(y_1^2 - y_2^2) - \frac{\ln(z_0)}{r^{1/3}}(x_1 - x_2) - \frac{B \ln(z_0)}{r^{2/3}}(y_1 - y_2) + \frac{1}{3!}E(y_1^3 - y_2^3)\right) K_A\left((x_1 - \frac{D}{2}y_1^2, y_1), (x_2 - \frac{D}{2}y_2^2, y_2)\right)(1 + O(r^{1/3})) \quad (21)$$

For $y_1 \geq y_2$ the function K_A is

$$K_A((a_1, b_1), (a_2, b_2)) = \frac{1}{(2\pi i)^2} \int_{C_+} \int_{C_-} \exp\left(\frac{A}{3!}(\sigma^3 - \kappa^3) - \frac{D}{2}(b_1\sigma^2 - b_2\kappa^2) - a_1\sigma + a_2\kappa\right) \frac{d\sigma d\kappa}{\sigma - \kappa}. \quad (22)$$

For $y_1 < y_2$ it has an extra term which comes from the residue at $\sigma = \tau$:

$$K_A((a_1, b_1), (a_2, b_2)) = \frac{1}{(2\pi i)^2} \int_{C_+} \int_{C_-} \exp\left(\frac{A}{3!}(\sigma^3 - \kappa^3) - \frac{D}{2}(b_1\sigma^2 - b_2\kappa^2) - a_1\sigma + a_2\kappa\right) \frac{d\sigma d\kappa}{\sigma - \kappa} + \frac{1}{2\pi i} \int_{C_+} \exp\left(-\frac{D}{2}(b_1 - b_2)\sigma^2 - (a_1 - a_2)\sigma\right) d\sigma. \quad (23)$$

The function $K_A((x_1, y_1), (x_2, y_2))$ is discontinuous at $y_1 = y_2$. The discontinuity is determined by the second term. It is not difficult to see that it is equal to

$$\sqrt{\frac{1}{2\pi D|y_1 - y_2|}} \exp\left(-\frac{(x_1 - x_2)^2}{2D|y_1 - y_2|}\right)$$

Notice that since correlation functions (??) are given by determinants, the exponential factors in front of the integral in (23) will be cancelled and we have:

$$\lim_{r \rightarrow 0} \langle \rho_{j_1, h_1} \dots \rho_{j_n, h_n} \rangle = \det(K_A((x_a - \frac{D}{2}y_a^2, y_a), (x_b - \frac{D}{2}y_b^2, y_b, y_b)))$$

It is easy to verify that

$$K_A((x_1, 0), (x_2, 0)) = \frac{Ai(\lambda x_1)Ai'(\lambda x_2) - Ai(\lambda x_2)Ai'(\lambda x_1)}{\lambda(x_1 - x_2)}$$

where $Ai(x)$ is the Airy function:

$$Ai(x) = \frac{1}{2\pi} \int_{\mathbb{R}} \exp\left(\frac{i}{3}t^3 + ixt\right) dt,$$

and $\lambda = (\frac{2}{A})^{1/3}$.

For the scaling limit of the density of horizontal tiles we have:

$$\begin{aligned} \rho_A(x, y) = & \\ & -i \frac{1}{(2\pi)^2 \lambda} \int_{\mathbb{R}} \int_{\mathbb{R}} \exp \left(-i \frac{s^3 - t^3}{3!} - \frac{i}{A^{1/3}} \left(\frac{C^2 y^2}{2A} - x \right) (s - t) \right) \frac{ds dt}{s - t - i0} . \end{aligned} \quad (24)$$

It can also be written as

$$\rho_A(x, y) = \int_{-\infty}^{\lambda(\frac{C^2 y^2}{2A} - x)} Ai(v)^2 dv$$

In this form it is clear that the density function is positive.

5 Triple critical points and the scaling limit near the cusp

5.1 The singularity of the limit curve

Then the following holds if z_0 is a triple critical point

$$(z \frac{\partial}{\partial z})^4 S(z)|_{z_0} = z_0^3 \frac{f^{(3)}(z_0)}{f(z_0)} \quad (25)$$

The proof is straightforward. First, one computes the fourth derivative:

$$(z \frac{\partial}{\partial z})^4 S(z) = \frac{z}{(ze^{-\frac{\tau}{2}} - e^{\frac{\tau}{2}})^2} - \frac{2z^2 e^{-\frac{\tau}{2}}}{(ze^{-\frac{\tau}{2}} - e^{\frac{\tau}{2}})^3} + (z \frac{f'}{f} + 3z^2 (\frac{f'}{f})' + z^3 (\frac{f'}{f})'')$$

This expression reduces to (25) after taking into account equations for z_0 . The second derivative of $f(z)$ vanishes at z_0 and, as it follows from the graph of $f(z)$, it is negative for $z < z_0$ and positive for $z > z_0$. This implies the positivity of $f^{(3)}(z_0)$. This means that the sign of A is determined by the sign of $f(z_0)$. The later is negative if $z_0 < \exp(U_1)$ (i.e when the cusp on the limit shape is turned to the right) and is positive otherwise (i.e. when the cusp is turned to the left).

Now, let us find the behavior of the boundary curve near the cusp. Assume that z_0 is a triple critical point corresponding to the cusp with singularity at (χ_0, τ_0) , i.e. z_0, a_0 and b_0 satisfy the system:

$$e^{\chi_0 - \tau_0/2} = f'(z_0), \quad (26)$$

$$e^{\chi_0 + \tau_0/2} = z_0 f'(z_0) - f(z_0), \quad (27)$$

$$0 = f''(z_0). \quad (28)$$

If a point (χ, τ) is at the boundary curve, it satisfies the equations:

$$e^{\chi - \tau/2} = f'(z), \quad e^{\chi + \tau/2} = z f'(z) - f(z), \quad (29)$$

Let (z, χ, τ) be a double critical point in a small vicinity of (z_0, χ_0, τ_0) :

$$\chi = \chi_0 + \delta\chi, \quad \tau = \tau_0 + \delta\tau, \quad z = z_0 + \varepsilon$$

Then from the equations (29,26) we obtain the following asymptotic of the boundary curve near the cusp:

$$\exp(\chi_0 - \tau_0/2)(\delta\chi - \delta\tau/2) = \frac{1}{2}f^{(3)}(z_0)\varepsilon^2 + \frac{1}{6}f^{(4)}(z_0)\varepsilon^3 + O(\varepsilon^4)$$

$$\exp(\chi_0 + \tau_0/2)(\delta\chi + \delta\tau/2) = \frac{1}{2}z_0f^{(3)}(z_0)\varepsilon^2 + \frac{1}{6}(z_0f^{(4)}(z_0) + 2f^{(3)}(z_0))\varepsilon^3 + O(\varepsilon^4)$$

when $\varepsilon \rightarrow 0$. From here we have:

$$\begin{aligned} \delta\chi = \frac{1}{4}\exp(-\chi_0 - \frac{\tau_0}{2})((z_0 + \exp(\tau_0))f^{(3)}(z_0)\varepsilon^2 + \\ \frac{1}{3}((z_0 + \exp(\tau_0))f^{(4)}(z_0) + 2f^{(3)}(z_0))\varepsilon^3 + \dots) \end{aligned} \quad (30)$$

$$\begin{aligned} \delta\tau = \frac{1}{2}\exp(-\chi_0 - \frac{\tau_0}{2})((z_0 - \exp(\tau_0))f^{(3)}(z_0)\varepsilon^2 + \\ \frac{1}{3}((z_0 - \exp(\tau_0))f^{(4)}(z_0) - 2f^{(3)}(z_0))\varepsilon^3 + \dots) \end{aligned} \quad (31)$$

After reparametrization

$$\varepsilon = \sigma - \frac{(z_0 - e^{\tau_0})f^{(4)}(z_0) - 2f^{(3)}(z_0)}{6f^{(3)}(z_0)(z_0 - e^{\tau_0})}$$

we have:

$$\delta\tau = \frac{1}{2}\exp(-\chi_0 - \frac{\tau_0}{2})(z_0 - \exp(\tau_0))f^{(3)}(z_0)\sigma^2 + O(\sigma^3),$$

$$\delta\chi = \frac{1}{4}\exp(-\chi_0 - \frac{\tau_0}{2})((z_0 + \exp(\tau_0))f^{(3)}(z_0)\sigma^2 - \frac{4}{3}\frac{\exp(\tau_0)}{z_0 - \exp(\tau_0)}f^{(3)}(z_0)\sigma^3) + O(\sigma^4).$$

5.2 The asymptotic of correlation functions

Expanding the function $S(z, \chi, \tau)$ near the triple critical point z_0 we obtain the following lowest degree terms of the Taylor expansion:

$$\begin{aligned} S(z, \chi_0 + \delta\chi, \tau_0 + \delta\tau) = S(z_0, \chi_0, \tau_0) + \frac{A}{4!}\xi^4 - \delta\chi\xi + B\delta\tau\xi + \frac{1}{2}C\delta\tau\xi^2 + \\ + \frac{1}{2}D\delta\tau^2 - \ln(z_0)\delta\chi + H\delta\tau + o(1) \end{aligned}$$

where

$$A = z_0^3 \frac{f^{(3)}(z_0)}{f(z_0)}$$

and B and C are as before, given by (13)(15). Recall that $A < 0$ is the cusp in the limit shape is turned right and $A > 0$ if it is turned left.

Scaling local coordinates as

$$\xi = r^{\frac{1}{4}}\sigma, \quad \delta\chi - B\delta\tau = r^{\frac{3}{4}}x, \quad \delta\tau = r^{\frac{1}{2}}y$$

we obtain the following asymptotic for S :

$$\begin{aligned} \frac{S(z, \chi, \tau) - S(z_0, \chi_0, \tau_0)}{r} &= \frac{A}{4!}\sigma^4 - x\sigma + \frac{C}{2}y\sigma^2 + \frac{D}{2}y^2 + \\ &\quad \frac{H}{r^{1/2}}y - \frac{\ln(z_0)}{r^{1/4}}x + \frac{B\ln(z_0)}{r^{3/4}}y + o(1) \end{aligned}$$

Now let us find the asymptotic of the integral (20) as $r \rightarrow 0$ assuming that coordinates are scaled as

$$rh_i = \chi_0 + r^{\frac{3}{4}}x_i - Br^{\frac{1}{4}}y_i, \quad rt_i = \tau_0 + r^{\frac{1}{2}}y_i.$$

where (χ_0, τ_0) are coordinates of the tip of the cusp.

The asymptotic of the integral (20) as $r \rightarrow 0$ and

$$rh_i = \chi_0 + r^{\frac{3}{4}}x_i - Br^{\frac{1}{4}}y_i, \quad rt_i = \tau_0 + r^{\frac{1}{2}}y_i.$$

can be evaluated by the steepest descent method. It is determined by the contribution from the triple critical point z_0 and after deforming contours of integration as it described in section ?? the leading term of the asymptotic is given by the integral

$$\begin{aligned} K((h_1, t_1)(h_2, t_2)) &= \exp\left(-\frac{\ln(z_0)}{r^{1/4}}(x_1 - x_2) + \frac{H}{r^{1/2}}(y_1 - y_2) + \frac{B\ln(z_0)}{r^{3/4}}(y_1 - y_2) + \right. \\ &\quad \left. \frac{D}{2}(y_1^2 - y_2^2)\right) K_P((x_1, y_1), (x_2, y_2))(1 + O(r^{1/4})) \quad (32) \end{aligned}$$

where for $y_1 > y_2$ we have

$$\begin{aligned} K_P((x_1, y_1), (x_2, y_2)) &= \frac{1}{(2\pi i)^2} \int_{C_1} \int_{C_2} \exp\left(\frac{A}{4!}(\sigma^4 - \kappa^4) + \frac{C}{2}(y_1\sigma^2 - y_2\kappa^2) - x_1\sigma + x_2\kappa\right) \frac{d\sigma d\kappa}{\sigma - \kappa} + \\ &\quad \sqrt{\frac{1}{2\pi D|y_1 - y_2|}} \exp\left(-\frac{(x_1 - x_2)^2}{2D|y_1 - y_2|}\right). \quad (33) \end{aligned}$$

For $y_1 < y_2$ there is an extra term coming from the residue at $\sigma = \tau$:

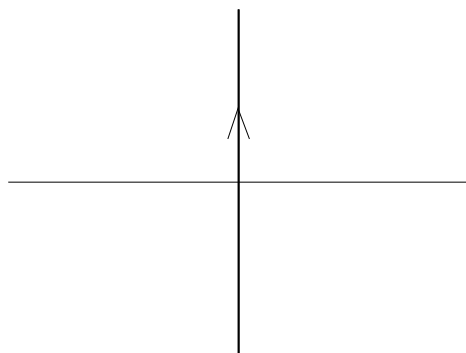


Figure 13: Integration contour for κ

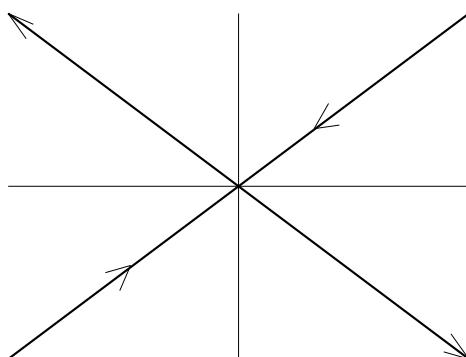


Figure 14: Integration contour for σ

$$K_P((x_1, y_1), (x_2, y_2)) = \frac{1}{(2\pi i)^2} \int_{C_1} \int_{C_2} \exp\left(\frac{A}{4!}(\sigma^4 - \kappa^4) + \frac{C}{2}(y_1\sigma^2 - y_2\kappa^2) - x_1\sigma + x_2\kappa\right) \frac{d\sigma d\kappa}{\sigma - \kappa}. \quad (34)$$

Integration contours for $A > 0$ are shown on Fig. ??, and ??.

Notice that the exponential factors cancels in the limit of correlation functions and we have:

$$\lim_{r \rightarrow 0} \langle \rho_{j_1, h_1} \dots \rho_{j_n, h_n} \rangle = \det(K_P((x_a, y_a), (x_b, y_b)))$$

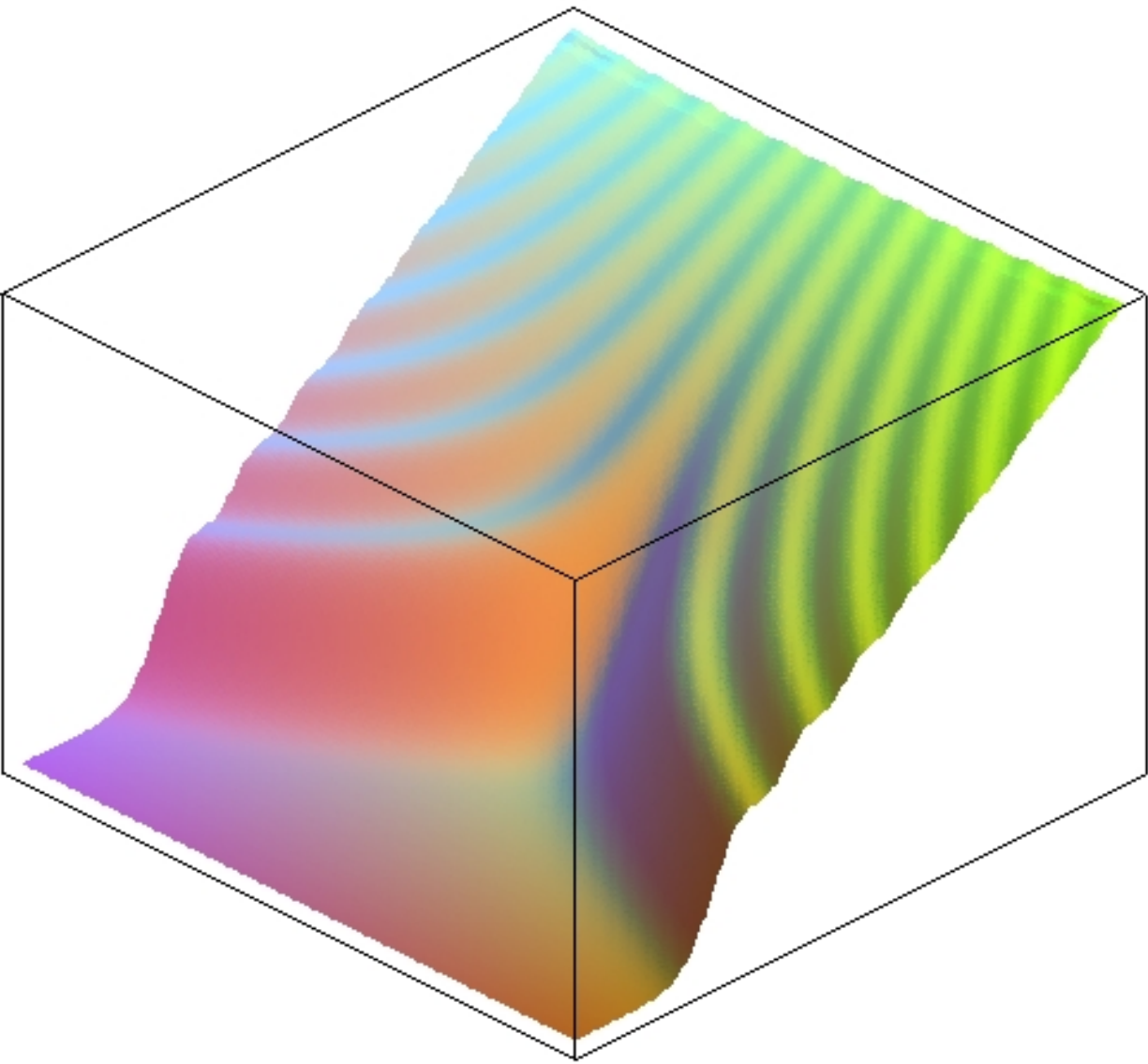
6

Some useful formulae:

$$\int_a^b \ln(1 - z^{-1}e^\mu) d\mu = Li_2(ze^b) - Li_2(ze^a)$$

where

$$Li_2(z) = \int_0^z \frac{\ln(1-t)}{t} dt$$



Let us find the asymptotic of the density function near the left boundary of the limit shape. Assume

$$\chi = \chi_L + \delta\chi, \quad \tau = U_0 + \delta\tau$$

for some positive $\delta\tau \rightarrow 0$.

Solutions to (??) have the asymptotic $z = \exp(U_0)(1 + \delta z)$. Let us find δz as a function of $\delta\chi$ and $\delta\tau$. We have the following asymptotical expansions:

$$\prod_{j=1}^N \frac{1 - ze^{-V_j}}{1 - ze^{-U_j}} = \prod_{j=1}^N \frac{1 - e^{U_0 - V_j}}{1 - e^{U_0 - U_j}} (1 - C\delta z + O(\delta z^2))$$

where

$$C = \sum_{i=1}^N \left(\frac{e^{U_0 - V_j}}{1 - e^{U_0 - U_j}} - \frac{e^{U_0 - U_j}}{1 - e^{U_0 - U_j}} \right) > 0$$

Keeping leading orders in $\delta\chi, \delta\tau$, and δz in (??) we obtain the equation for δz :

$$C\delta z^2 + \delta z((C + 1/2)\delta\tau - \delta\chi) + \delta\tau = 0$$

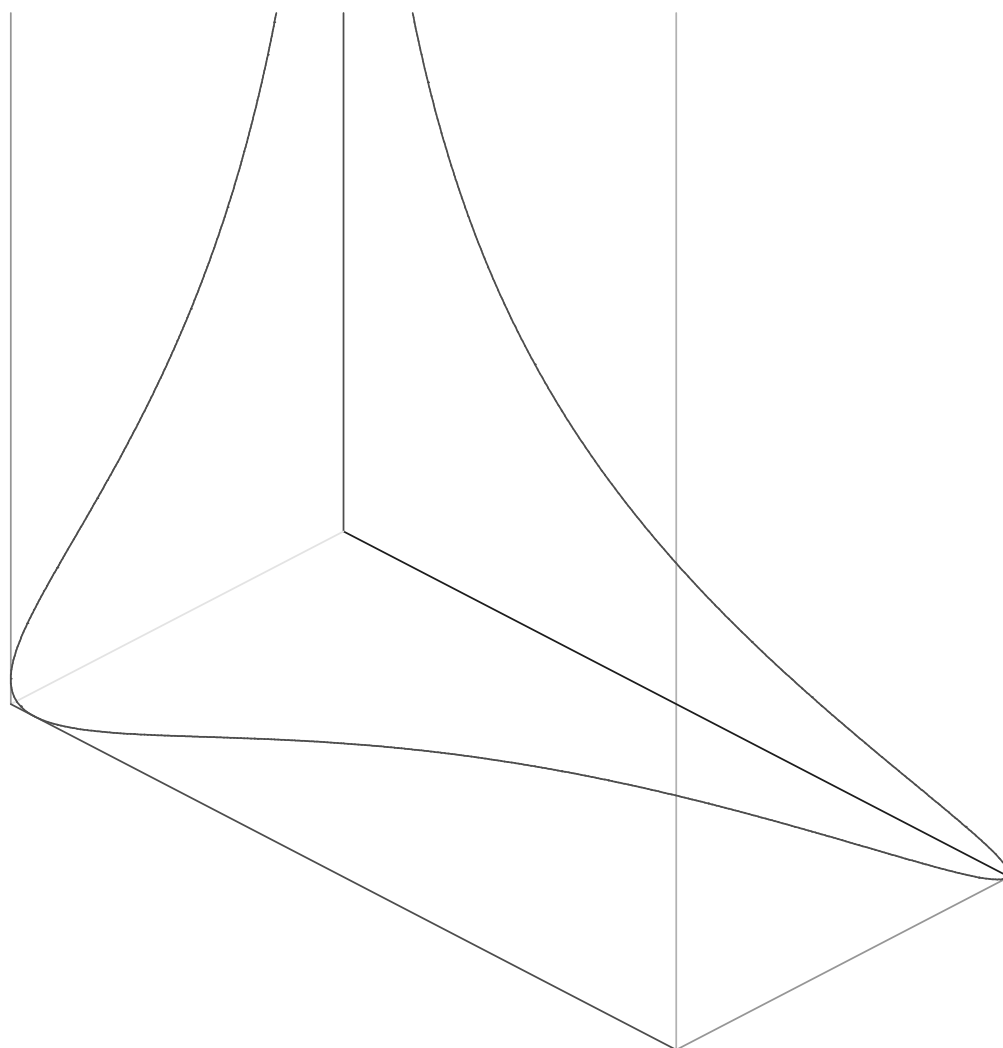
In the region $\delta\tau \propto \delta\chi$ we have two asymptotical solutions


$$\delta z_{1,2} \simeq \frac{\delta\chi}{2} \pm \sqrt{\frac{\delta\chi^2}{2} - \frac{\delta\tau}{C}}$$

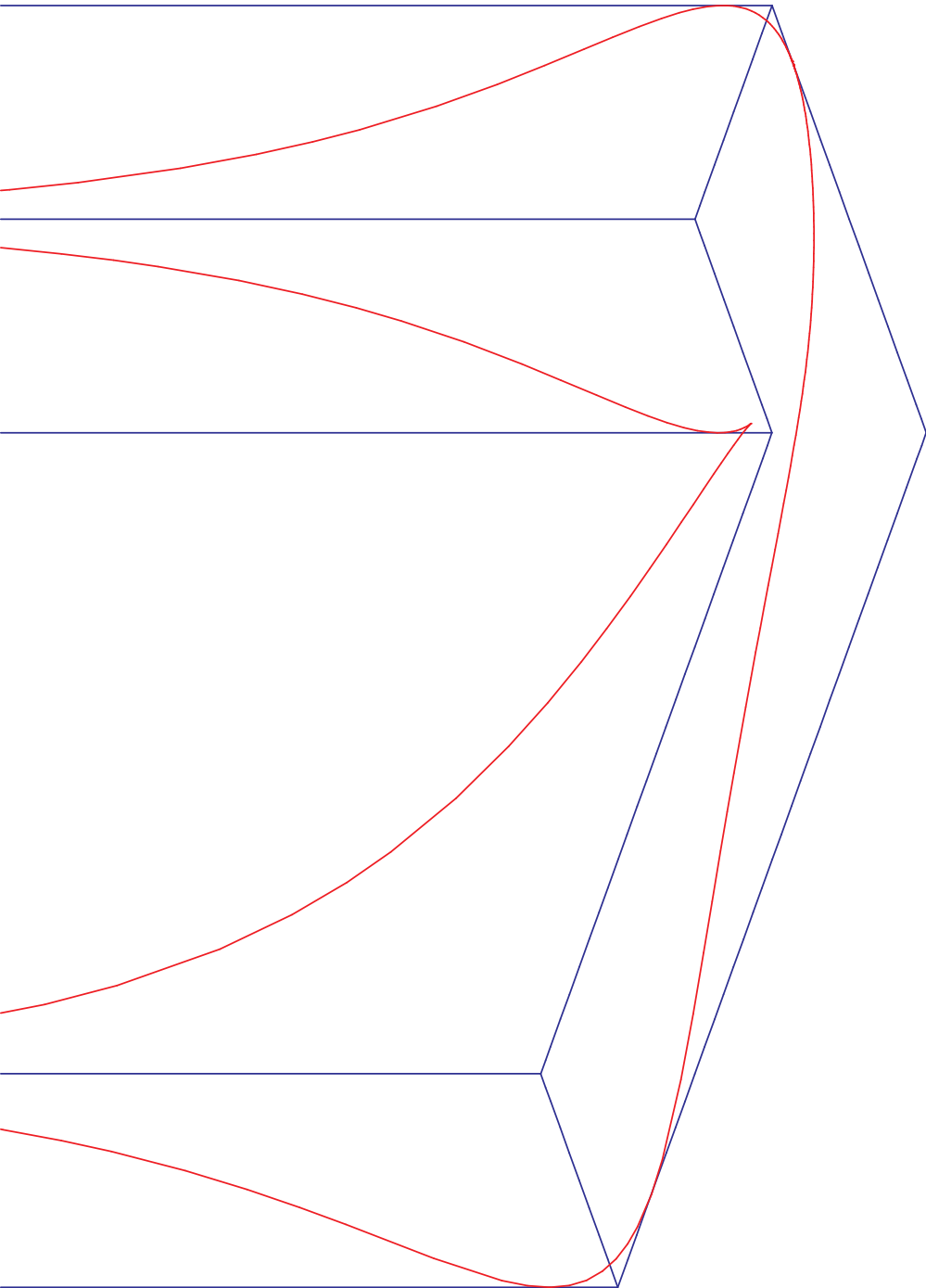
From here we obtain the asymptotic of the density function in this region:

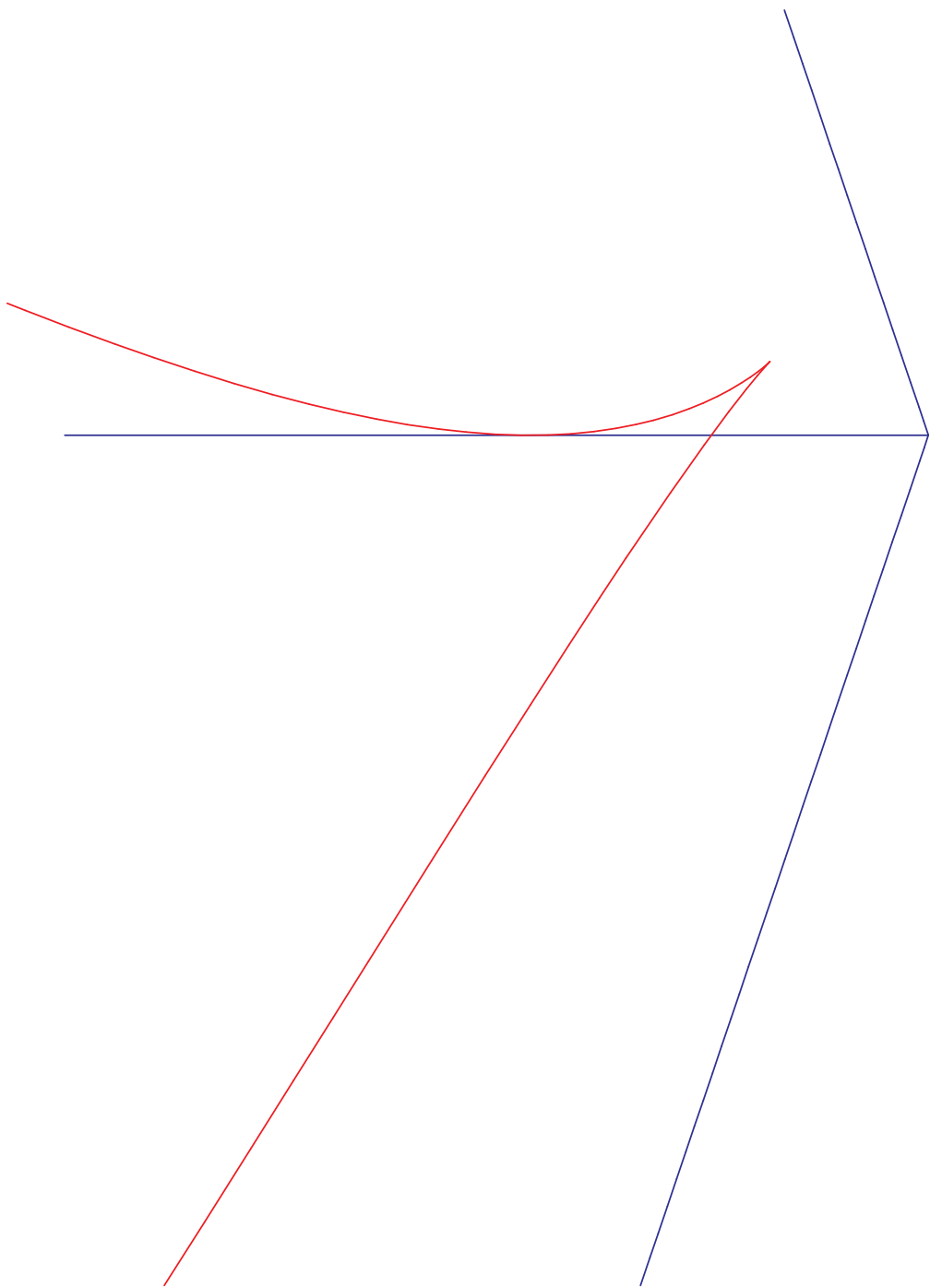
$$\rho = \frac{\theta}{\pi} = \arctan\left(\sqrt{\frac{4\delta\tau}{C\delta\chi^2} - 1}\right)$$


Here θ is the argument of δz_1 .











1	1	1	1	2	2	2	3
2	2	3	3	3			
3	3	4					
5	5	6					
7	8						

u_0 v_1 u_1 v_2 u_2 v_2 u_3 v_3 u_4 \rightarrow

