

SURFACES IN THREE-MANIFOLDS WITH HYPERBOLIC FUNDAMENTAL GROUP

JOSH BARNARD

ABSTRACT. We show that if a closed irreducible three-manifold with hyperbolic fundamental group contains a surface subgroup satisfying a certain geometric regularity assumption, then the surface is either quasiconvex or a virtual fiber. In the latter case, the manifold is hyperbolic. The regularity condition ensures that we may find algebraic bounds on the surface group which are analogous to the diameter bounds imposed by the presence of pleated surfaces in hyperbolic three-manifolds. The proof is a modification of Bonahon's proof of geometric tameness for hyperbolic three-manifolds with freely indecomposable fundamental group.

1. INTRODUCTION

In this paper we address the issue of geometric tameness of closed three-manifolds with hyperbolic fundamental group, and we show that such manifolds are geometrically tame with respect to certain surface subgroups. The main result is the following.

Theorem 1.1. *Let N be a closed irreducible three-manifold with hyperbolic fundamental group G containing a nontrivial closed-surface subgroup H which is pleated in G . Then either*

- (1) *H is quasiconvex in G , or*
- (2) *N is virtually fibered, and H contains the fiber group as a subgroup of finite index.*

In the latter case, N is hyperbolic.

To explain what it means for H to be pleated in G , we require some definitions. Suppose G is a finitely generated group which is δ -hyperbolic with respect to some finite generating set S . For $g \in G$, we let $\ell_w(g)$ denote the word length of g with respect to S . If for some $g \in G$ we have that $\ell_w(g^{-1}h_i g) \leq D$ for some set $\{h_1, \dots, h_r\} \subset G$, then we say that g is a D -shortener for the set $\{h_1, \dots, h_r\}$. If g is such that $\ell_w(g^{-1}hg)$ is minimal among all conjugates of h in G , then we say that g is a *minimizer* for h . An element h in a surface group H is *simple* if it can be represented by a simple closed curve on the surface.

Suppose G is a group with a nontrivial subgroup H isomorphic to the fundamental group of a closed surface. We say that H is *pleated* in G if there is a constant D with the property that if $g \in G$ is a minimizer for some simple element $h \in H$, then there is a generating set $\{h_1, \dots, h_r\}$ for H for which g is a D -shortener (note that D is independent of g).

One way to view Theorem 1.1 is as an answer to the question, When is a surface subgroup H of a hyperbolic group $G = \pi_1(N^3)$ a virtual fiber? Necessary conditions

include that H not be quasiconvex in G and that H be pleated in G . The theorem states that these two conditions are jointly sufficient.

It should be noted that Theorem 1.1 is a consequence of the geometrization conjecture, as any geometric N satisfying the given hypotheses must support a hyperbolic structure. It then follows from Bonahon's theorem [Bon86] that N is geometrically tame, from which the conclusion of Theorem 1.1 follows by a well-known argument of Thurston. In particular, it is conceivable that all nontrivial closed-surface subgroups of groups G as in Theorem 1.1 are pleated. For a partial result in this direction, see [Bar05]. We note that the assumption that G be a closed three-manifold group is essential (cf. [BB05]).

1.1. Background and Basic definitions. In his Princeton lecture notes [Thu77], Thurston shows that if M is a hyperbolic three-manifold with freely indecomposable fundamental group and M is the algebraic limit of geometrically finite hyperbolic three-manifolds, then M is geometrically tame. Bonahon [Bon86] extended Thurston's result significantly both by removing the requirement that M be a limit of geometrically finite manifolds and by weakening somewhat the indecomposability condition. In the same paper it is suggested that the techniques used in the proof can be extended to three-manifolds with pinched negative sectional curvature. In his thesis [Can89] Canary carries out this extension in the course of showing that topologically tame hyperbolic three-manifolds are geometrically tame (a three-manifold is topologically tame if it is homeomorphic to the interior of a compact manifold). This reduces the question of geometric tameness for hyperbolic three-manifolds to Marden's conjecture [Mar74] that all hyperbolic three-manifolds with finitely generated fundamental group are topologically tame. Marden's conjecture has recently been proven by Agol [Ago04], Calegari-Gabai [CG04], and Choi [Cho04]. The question of geometric tameness for hyperbolic three-manifolds with finitely generated fundamental group is thus completely answered.

We now consider the more general setting where N is a closed irreducible three-manifold with hyperbolic fundamental group G containing a nontrivial surface subgroup H . Following Thurston, we approach an understanding of the geometry of H in G by studying the ends of the cover M of N with fundamental group H . We will later endow N and M with locally finite piecewise Euclidean structures, described in Section 2.1. Given this structure, we may define an end of M as follows. Let M_c be a compact core of M , and for $i \in \mathbf{N}$, let K_i be the closed combinatorial i -neighborhood of M_c in M . We define an *end* b of M to be a nested sequence U_i of open connected components of $M - K_i$ whose closures are not compact. The sets U_i are *neighborhoods* of b , and we say that U_i *contains* b .

Note that by construction the closure \bar{U}_i in M of a neighborhood U_i has compact boundary contained in the two-skeleton of M . There is a one-to-one correspondence between ends b of M and components S_b of ∂M_c . Moreover, because $\pi_1(M) = H$ is freely indecomposable and not cyclic, each S_b is incompressible in M , and the inclusion of S_b into the corresponding component of $M - M_c$ is a homotopy equivalence.

In [Thu77] Thurston defines what it means for an end of a hyperbolic three-manifold to be geometrically finite or simply degenerate. We will use combinatorial versions of these definitions, more suited to our setting. We note, however, that if N is homeomorphic to a hyperbolic three-manifold N' , then because N is closed,

this homeomorphism is a quasi-isometry which lifts to a quasi-isometry of the corresponding covers M and M' . The equivalence of the definitions follows from the fact that the coarse behavior of geodesics is preserved by quasi-isometries.

An end b of M is said to be *geometrically finite* if it admits a neighborhood disjoint from the set of all minimal edge loops (see Section 2.2). An end is *geometrically infinite* if it is not geometrically finite. Thus for any geometrically infinite end b one may find a sequence $\{\sigma_i^*\}$ of minimal edge loops in M so that each neighborhood U_b of b intersects some σ_i^* nontrivially. In this case we say that the sequence $\{\sigma_i^*\}$ *reaches into* the end b .

An end b of M is *simply degenerate* if every neighborhood of b contains a minimal edge loop homotopic to a simple closed curve on the corresponding boundary component S_b of the compact core M_c . Thus if b is simply degenerate, there is a sequence of simple closed curves γ_j on S_b so that every neighborhood of b contains some minimal edge loop γ_j^* freely homotopic (in M) to the γ_j . We say that the γ_j^* *exit the end*, and write $\gamma_j^* \rightarrow b$.

A three-manifold is *geometrically tame* if all geometrically infinite ends are simply degenerate. Thurston shows that the “algebraic limit” manifolds he considers are geometrically tame. He then hangs pleated surfaces off the exiting sequence γ_j^* , and, using compactness arguments, shows that M is a cyclic cover of a surface bundle over the circle. Bonahon’s theorem proves geometric tameness for a much larger class of three-manifolds, to which the latter portion of Thurston’s proof can then be applied. The bulk of the proof of theorem 1.1 is spent adapting Bonahon’s proof to our combinatorial setting, producing an exiting sequence of simple curves γ_j from a possibly nonsimple sequence of curves σ_i which merely reach into a geometrically infinite end of M .

1.2. Structure of the paper and outline of the proof. We now give a more detailed outline of the proof of Theorem 1.1, which is found in Section 5, and explain how the material in the intervening sections is used. We assume that N is a closed irreducible three-manifold with fundamental group G , and that H is a subgroup of G isomorphic to the fundamental group of a closed surface S . Let M be the cover of N with fundamental group H . In Section 2.1 we impose a locally-finite piecewise-Euclidean structure on N , which is inherited by M .

We fix a homotopy equivalence $\phi: S \rightarrow M$, which we assume is a combinatorial embedding (for example, by identifying S with S_b for some end b of M). Given any essential closed curve σ on S , we let σ^* denote a minimal-length edge loop freely homotopic in M to $\phi(\sigma)$.

The proof of Theorem 1.1 breaks down into five steps:

- Show that if all ends of M are geometrically finite, then H is quasiconvex in G . This is proven in Section 5.1, and uses only the fact that the fundamental group of N is hyperbolic. Section 2 contains a discussion of hyperbolic groups, along with some basic results.
- Show that if any end of M is geometrically infinite, then there is a sequence of closed curves α_i on S so that
 - (1) the α_i^* exit an end of M , and
 - (2) $\alpha_i/\ell_S(\alpha_i) \rightarrow \alpha_\infty$ for some unit-length geodesic current α_∞ .

This follows from Lemma 5.2 (the proof of which also uses only the hyperbolicity of G), along with basic facts about geodesic currents, which are discussed in Section 3.1.

- Show that the fact that the α_i^* exit an end of M implies that there is a sequence of *simple* closed curves γ_j on S so that $\gamma_j/\ell_S(\gamma_j) \rightarrow \alpha_\infty$. This is the content of Lemma 5.3, and is a result of the intersection number lemma [Bon86, Proposition 3.4], the statement and proof of which adapt easily to our setting. We discuss this lemma in Section 2.3.
- Show that the fact that the γ_j and α_i both converge to α_∞ , along with the fact that the α_i^* exit an end of M , implies that the γ_j^* reach into an end of M . This is proven in Lemma 5.4, but all of the heavy lifting is contained in Proposition 4.1, which is the most technical part of the paper. The proof is based on Bonahon's technique for splitting and straightening a train track in M (cf. [Bon86, §5.4]). Train tracks are discussed in Section 3.2, and the splitting procedure is described in Section 4.2. Section 4.3 contains the proof of Proposition 4.1.
- Show that the existence of simple curves γ_j with γ_j^* reaching into an end implies that N satisfies conclusion (2) of Theorem 1.1. This is an easy consequence of the fact that H is pleated, and is proven in Section 5.3.

As mentioned, both the basic outline of the proof and many of the detailed steps closely follow Bonahon's proof. Some of his techniques extend directly, and many are well-known, even in detail. As a result, some steps of our proof are presented as sketches, or simply with indications as to the changes required for our setting. To our knowledge, however, the details of Bonahon's intricate splitting and straightening argument appear only in the original (French) paper. Moreover, many of the details of this argument must be changed substantially in our setting. This section of the proof is therefore presented in full detail.

1.3. Acknowledgements. This paper began life as my doctoral thesis at the University of California, Santa Barbara. I am thus especially grateful to my thesis advisor Daryl Cooper for innumerable discussions and immeasurable help. I am also grateful to Sergio Fenley for pointing out an error in an earlier version of the proof, from which it became necessary to require that H be pleated in G .

2. HYPERBOLIC GEOMETRY

2.1. The hyperbolic structure of N . We recall first some facts about δ -hyperbolic metric spaces and hyperbolic groups. Besides the basic reference [Gro87], see also [ABC⁺91, CDP90, GdlH90].

Given three points x, y, z in a geodesic space Z , we may construct a geodesic triangle $\Delta(xyz)$ formed of geodesic segments $[xy]$, $[yz]$, and $[xz]$. Such a triangle is said to be δ -slim if for any point w on the segment $[xy]$, we have

$$\min\{d(w, [xz]), d(w, [yz])\} \leq \delta.$$

If all geodesic triangles in Z are δ -slim, then we say that Z is a δ -hyperbolic space.

If (Z_1, d_1) and (Z_2, d_2) are two metric spaces, a function $f: Z_1 \rightarrow Z_2$ is a (k, c) -quasi-isometric embedding if there exist constants $k \geq 1$ and $c \geq 0$ so that for all $x, y \in Z_1$, we have

$$k^{-1}d_1(x, y) - c \leq d_2(f(x), f(y)) \leq kd_1(x, y) + c.$$

We say that Z_1 and Z_2 are *quasi-isometric* if there are (k, c) -quasi-isometric embeddings $f: Z_1 \rightarrow Z_2$ and $g: Z_2 \rightarrow Z_1$ with the property that for all $z_1 \in Z_1$ and

$z_2 \in Z_2$, we have $d_1(z_1, g(f(z_1))) \leq c$ and $d_2(z_2, f(g(z_2))) \leq c$. In this case, f and g are said to be *quasi-isometries*.

Given a group G with finite generating set \mathcal{S} , the (right) *Cayley graph* associated to the pair (G, \mathcal{S}) is the (locally finite) graph $\mathcal{C}(G, \mathcal{S})$ with vertex set G and with the property that two vertices g_1 and g_2 are joined by an edge if $g_1 = g_2 s$ for some $s \in \mathcal{S}$. If \mathcal{S}_1 and \mathcal{S}_2 are two finite generating sets for the group G , then the Cayley graphs $\mathcal{C}(G, \mathcal{S}_1)$ and $\mathcal{C}(G, \mathcal{S}_2)$ are quasi-isometric. Moreover, it is a standard fact that any space quasi-isometric to a δ -hyperbolic space is δ' -hyperbolic for some δ' depending on δ and the quasi-isometry constants k and c . We may therefore define a group G to be *hyperbolic* (or δ -*hyperbolic*) if its Cayley graph Γ_G with respect to some generating set \mathcal{S} is a δ -hyperbolic metric space.

We now fix some notation that will hold throughout. Suppose Z is a metric space with a cellular structure. When necessary to avoid confusion, we will use the notation d_Z^k to refer to the induced path metric on the k -skeleton of the metric space Z . Also, if A and B are two subsets of some metric space Z , the *distance between A and B* is

$$d(A, B) = \inf\{d(a, b) \mid a \in A, b \in B\}.$$

It should be noted that this differs from the Hausdorff distance

$$d_{\mathcal{H}}(A, B) = \inf\{r \in \mathbf{R} \mid A \subset N_r(B), B \subset N_r(A)\}.$$

When necessary, these notations for distance will also be adorned with appropriate sub- and superscripts.

We fix N to be a closed, irreducible three-manifold with hyperbolic fundamental group G , and let X be the universal cover of N . We fix a one-vertex triangulation for N , from which we obtain a triangular presentation for G where the generators correspond to the edges of the one-vertex triangulation. We equip N with a metric by declaring all simplices in this triangulation to be isometric to standard regular Euclidean simplices. In particular, all edges will have length one.

If we lift this triangulation and metric to X , we may isometrically identify the one-skeleton $X^{(1)}$ with the Cayley graph Γ_G for some generating set \mathcal{S} . Because G is assumed hyperbolic, triangles in $X^{(1)}$ are δ -thin (in $X^{(1)}$) for some $\delta \geq 0$. By increasing δ if necessary, we will assume that δ is a positive integer, which is henceforth fixed.

Although we will work primarily in the one-skeleton $X^{(1)}$, we will need the fact that both $X^{(2)}$ and $X^{(3)} = X$ are also hyperbolic metric spaces for some δ' and δ'' depending on δ . This follows from the following lemma.

Lemma 2.1. *The spaces X , $X^{(2)}$, and $X^{(1)}$ above (with the induced path metrics) are all quasi-isometric.*

Proof. For the map $X^{(i)} \rightarrow X^{(i+1)}$, we use the inclusion map. We then define $f_i: X^{(i+1)} \rightarrow X^{(i)}$ to be the identity on $X^{(i)}$ and to map the interior of each $(i+1)$ -cell to an arbitrary point on its boundary. These are (k, c) -quasi-isometries where k and c depend on the ratios of the diameters of the Euclidean i -cells. \square

2.2. Loops in M . Now suppose M is a cover of N , from which it inherits a metric and cell structure. For $i, n \in \mathbf{N}$ with $0 \leq i \leq n-1$, we say a path $\sigma: [0, n] \rightarrow M$ is an *edge path* if the restriction of σ to each interval $[i, i+1]$ is an isometry onto an edge of $M^{(1)}$. In this case, we say that n is the *length* of the edge path, denoted $\ell(\sigma)$. If for an edge path σ we also have that $\sigma((x_{i-1}, x_i]) \cap \sigma([x_i, x_{i+1})) = \sigma(x_i)$

for each i , then we say that σ is *nonbacktracking*. If $\sigma(x_0) = \sigma(x_n)$, then σ is an *edge loop*. When confusion is unlikely, we identify the map σ with its image in $M^{(1)}$ (although it should be kept in mind that the length of σ is always measured via the parametrization).

A *minimal edge loop* is an edge loop with minimal length among edge loops in its free homotopy class in M . Any minimal edge loop is covered by an infinite minimal geodesic in $X^{(1)}$ (i.e., $\sigma^*: S^1 \rightarrow M^{(1)}$ is covered by a map $\tilde{\sigma}^*: \mathbf{R} \rightarrow X^{(1)}$ so that the restriction of $\tilde{\sigma}^*$ to any compact interval of \mathbf{R} is a geodesic segment).

If σ is any homotopically essential loop in M , we let σ^* denote a minimal edge loop in $M^{(1)}$ freely homotopic to σ in M . We will refer to a choice of σ^* as a minimal edge loop *corresponding to* σ .

The following two results are well-known. We will prove the first, in part for the benefit of the reader unfamiliar with δ -hyperbolic spaces, and in part because the techniques used in the proof will be invoked to justify a small step in the proof of Proposition 4.1.

Lemma 2.2. *Let σ^* be a minimal edge loop in $M^{(1)}$, and suppose σ is an edge loop freely homotopic in M to σ^* with $d_M^1(\sigma, \sigma^*) = D$. Then there is a constant c_1 , depending only on δ , so that*

$$\ell(\sigma) \geq c_1 2^D \ell(\sigma^*).$$

Proof. In the following proof, all distances will be measured in the one-skeleton of the appropriate space. Also, we may assume that $D > 2\delta$, as the result is trivial otherwise.

Recall that we use the notation $[ab]$ to refer to a minimal edge path in $X^{(1)}$ between vertices a and b . When a minimal edge path passing through a and b has already been specified, we assume that $[ab]$ is chosen to be a sub-path of the given path.

The goal of the proof is to show that there is a coarse version of a nearest point retraction from σ to σ^* which is exponentially length increasing. The first step is to show that nearest point retraction is coarsely onto.

Fix a homotopy $H: S^1 \times [0, 1] \rightarrow M^{(2)}$ between σ and σ^* with the property that any lift $\tilde{H}: \mathbf{R} \times [0, 1] \rightarrow X^{(2)}$ is an embedding. We let A denote the image $\tilde{H}(\mathbf{R} \times [0, 1])$. Let $\tilde{\sigma}$ and $\tilde{\sigma}^*$ denote the boundary components of this lift. Let $T \subset X^{(0)}$ be those vertices $t \in \tilde{\sigma}^*$ so that there exists a vertex $s \in \tilde{\sigma}$ with $d(s, \tilde{\sigma}^*) = d(s, t)$. We will show that the components of $\tilde{\sigma}^* - T$ are no longer than 7δ .

Choose two adjacent vertices s and s' on $\tilde{\sigma}$, and suppose t and t' are vertices on $\tilde{\sigma}^*$ nearest to s and s' , respectively (see Figure 1). Suppose $d(t, t') \geq 7\delta$. Then we may choose a vertex z_0 on $[tt']$ with $d(z_0, t) > 2\delta$ and $d(z_0, t') > 4\delta$. Because the geodesic triangle $\Delta(tst')$ is δ -slim, there is a vertex $z_1 \in [ts] \cup [st']$ with $d(z_0, z_1) \leq \delta$. If z_1 were on $[ts]$, however, then joining z_0 to z_1 and z_1 to t would produce a path with length no more than 2δ joining z_0 to t , contradicting that $\tilde{\sigma}^*$ is a minimal edge path.

Thus z_1 is contained on $[st']$. Now the triangle $\Delta(t'ss')$ is δ -thin, so we find $z_2 \in [ss'] \cup [s't']$ with $d(z_1, z_2) \leq \delta$. As above, we deduce from the minimality of $\tilde{\sigma}^*$ and the choice of z_0 that z_2 lies on $[ss']$. But this implies that either $z_2 = s$ or $z_2 = s'$, either one of which is a contradiction to the assumption that $d(\sigma, \sigma^*) \geq D > 2\delta$. Thus the components of $\tilde{\sigma}^* - T$ are no longer than 7δ .

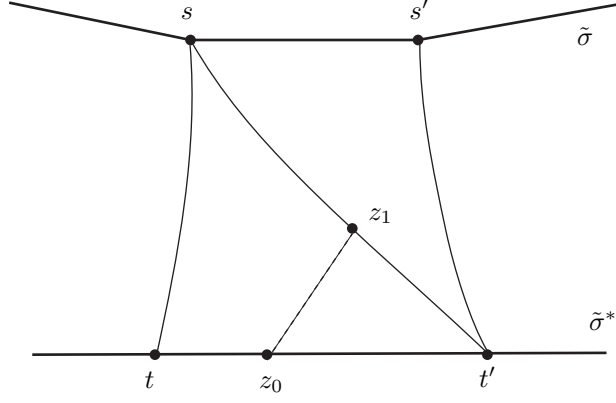


FIGURE 1. Nearest point retraction is coarsely onto

Now fix a vertex $\tilde{p}_0 \in \tilde{\sigma}^*$, and let \tilde{p}'_0 be a vertex on $\tilde{\sigma}^*$ with $d(\tilde{p}_0, \tilde{p}'_0) = 12\delta$. Then there is some vertex $\tilde{p}_1 \in T$ with $d(\tilde{p}'_0, \tilde{p}_1) \leq 4\delta$, and so in particular, we have $d(\tilde{p}_0, \tilde{p}_1) \geq 8\delta$.

Consider the “quadrilateral” in $X^{(1)}$ formed by that portion of $\tilde{\sigma}^*$ between \tilde{p}_0 and \tilde{p}_1 , that portion of $\tilde{\sigma}$ between \tilde{q}_0 and \tilde{q}_1 , and minimal edge paths $[\tilde{p}_0\tilde{q}_0]$ and $[\tilde{p}_1\tilde{q}_1]$ (see Figure 2). Let L be the length of the portion of $\tilde{\sigma}$ between \tilde{q}_0 and \tilde{q}_1 .

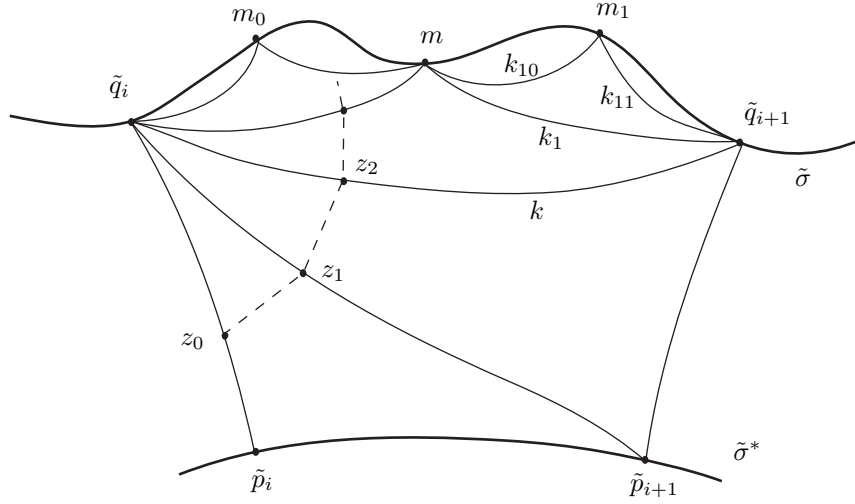


FIGURE 2. Exponential growth of curves

Because $D > 2\delta$, there is a vertex $z_0 \in [\tilde{p}_0\tilde{q}_0]$ with $\delta < d(z_0, [\tilde{p}_0\tilde{p}_1]) < 2\delta$. Using arguments similar to those above, there is a vertex $z_1 \in [\tilde{p}_1\tilde{q}_0]$ with $d(z_0, z_1) \leq \delta$. Similarly, there is a vertex z_2 on $[\tilde{q}_0\tilde{q}_1] \cup [\tilde{q}_1\tilde{p}_1]$ with $d(z_1, z_2) \leq \delta$. If $z_2 \in [\tilde{q}_1\tilde{p}_1]$,

however, then

$$\begin{aligned} d(\tilde{p}_0, \tilde{p}_1) &\leq d(\tilde{p}_0, z_0) + d(z_0, z_1) + d(z_1, z_2) + d(z_2, \tilde{p}_1) \\ &< 4\delta + d(z_2, [\tilde{p}_0\tilde{p}_1]) \leq 8\delta, \end{aligned}$$

contradicting the assumption that $d(\tilde{p}_0, \tilde{p}_1) \geq 8\delta$. It follows that $z_2 \in [\tilde{q}_0\tilde{q}_1]$.

In order now to show that the length of that part of $\tilde{\sigma}$ between \tilde{q}_0 and \tilde{q}_1 depends exponentially on D , we mimic the procedure used in the proof of [ABC⁺91, Theorem 2.19]. By a *midpoint* of a subarc of $\tilde{\sigma}$ we mean the vertex on $\tilde{\sigma}$ which divides the subarc into two pieces whose lengths differ by no more than one. We let k be a minimal edge path between \tilde{q}_0 and \tilde{q}_1 . Let m be the midpoint of the arc of $\tilde{\sigma}$ between \tilde{q}_i and \tilde{q}_1 , with k_0 a minimal edge path from \tilde{q}_0 to m and k_1 a minimal edge path between m and \tilde{q}_1 .

Now let b be a binary sequence and suppose k_b to have been chosen, joining $k_b(0)$ to $k_b(1)$. Let m_b be the midpoint of the portion of $\tilde{\sigma}$ between the endpoints of k_b . Then we let k_{b0} denote a minimal edge path between $k_b(0)$ and m_b , while k_{b1} denotes a minimal edge path between m_b and $k_b(1)$. We continue this construction until all k_b have length one, and thus are edges in $\tilde{\sigma}$.

Note that there is some vertex z_3 on either k_0 or k_1 with $d(z_2, z_3) \leq \delta$. More generally, if z_j lies on k_b , there is some vertex z_{j+1} on either k_{b0} or k_{b1} with $d(z_j, z_{j+1}) \leq \delta$. The z_j then provide a path from $z_0 \in \tilde{\sigma}^*$ to $z_t \in \tilde{\sigma}$, where $t \leq \log_2(L) + 2$. Thus the length of the path is no more than $\delta(\log_2(L) + 2)$. On the other hand, this path must have length at least D , so we deduce that

$$D \leq \delta(\log_2(L) + 2),$$

and so

$$L \geq \frac{2^{D/\delta}}{4}.$$

Now let n be the greatest integer in $\ell(\sigma^*)/12\delta$. If $n \geq 1$, then by repeating this analysis on n segments of σ^* of length 12δ , we find that $\ell(\sigma) \geq n \frac{2^{D/\delta}}{4}$. But $\ell(\sigma^*)/12\delta \leq n+1$, and then because $n \geq 1$ we have $(n+1)/2 \leq n$, so $\ell(\sigma^*)/24\delta < n$. Thus we obtain

$$\ell(\sigma) \geq \frac{2^{D/\delta}}{96\delta} \ell(\sigma^*).$$

If, on the other hand, we have that $n = 0$, then we set m to be the greatest integer in $12\delta/\ell(\sigma^*)$. Then the segment of $\tilde{\sigma}^*$ between \tilde{p}_0 and \tilde{p}_1 contains an m -fold lift of σ^* . Thus each lift contributes to at least a portion of $1/m$ to the expansion of $\ell(\sigma^*)$ to $L \geq \frac{2^{D/\delta}}{4}$. In other words, we have $\ell(\sigma) \geq \frac{1}{m} \frac{2^{D/\delta}}{4}$. But then $\ell(\sigma^*)/12\delta \leq \frac{1}{m}$, and so we have

$$\ell(\sigma) \geq \frac{2^{D/\delta}}{48\delta} \ell(\sigma^*).$$

□

The second result we require is the following (cf. [Bon86, Lemma 2.1]).

Lemma 2.3. *Let $\sigma^* \subset M^{(1)}$ be a minimal edge loop and suppose σ is an edge loop freely homotopic to σ^* in M formed of n geodesic segments in $M^{(1)}$. Then there is a constant c_2 , depending only on δ , so that σ^* is contained in the nc_2 -neighborhood of σ .*

Note that this lemma implies (by choosing $n = 1$) that the choice of minimal edge loop σ^* corresponding to σ described above is coarsely unique, in the sense that any two such choices must have Hausdorff distance bounded above by c_2 .

Another characteristic feature of δ -hyperbolic spaces is the existence of a linear isoperimetric inequality. Suppose F is a surface. Given a simplicial map $f: F \rightarrow X^{(2)}$, we may pull the cell structure of $X^{(2)}$ back along f to F and define the *area* of f to be the resulting number of two cells on F . If σ is a non-backtracking edge loop in $X^{(1)}$, we define the *area of σ* to be the minimum area among all simplicial maps $f: D^2 \rightarrow X^{(2)}$ with $f|_{\partial D^2} = \sigma$. Generalizing results of Gromov in the Riemannian context, Bowditch [Bow91] has shown that the area of σ is bounded linearly in terms of the length of σ . We will actually need the following generalization of this result to annuli (cf. [Gro87, §7.4.B]).

Lemma 2.4. *Let N be as above, and let M be any cover of N . There is a constant K , depending only on $\delta \geq 1$, with the following property: if σ is an essential edge loop in M , σ^* is a corresponding minimal edge loop, and $A: S^1 \times [0, 1] \rightarrow M^{(2)}$ is a minimal-area annulus with boundary $\sigma \cup \sigma^*$, then*

$$\text{area}(A) \leq K(\ell(\sigma) + \ell(\sigma^*)).$$

2.3. Intersection number. The first application of the preceding results is the proof of the intersection number lemma, Lemma 2.5 below. Our statement is the same as that of [Bon86, Proposition 3.4], and the proof is actually simplified somewhat by the combinatorial setting.

Lemma 2.5. *Let N be as in Section 2.1, and suppose M is a cover of N containing a closed simplicially embedded separating incompressible surface S . Let α_1^* and α_2^* be two minimal edge loops of M homotopic to two curves α_1 and α_2 on S by two homotopies not otherwise hitting S and arriving on the same side of S . Then there exists a constant C , depending only on δ , so that if $d_M^1(\alpha_i^*, S) \geq D$ for $i = 1, 2$, then*

$$\text{int}(\alpha_1, \alpha_2) \leq C\ell(\alpha_1)\ell(\alpha_2)2^{-D},$$

where $\text{int}(\cdot, \cdot)$ and $\ell(\cdot)$ denote respectively intersection number in S and length in M .

Proof. Let $A_2: S^1 \times [0, 1] \rightarrow M^{(2)}$ be an annular homotopy between α_2 and α_2^* which minimizes area in its homotopy class in M (relative to its boundary). We abuse notation in the usual way by letting A_2 denote the image of the annulus in M , just as we let α_1^* denote the image of the edge path in M .

Note that by pushing the interiors of the one-cells of α_1^* into the interiors of the three-cells of M , while fixing the vertices, we may ensure that all intersections of α_1^* with A_2 lie on vertices in M . Thus the geometric intersection number of A_2 with α_1^* is bounded above by the number of vertices in the abstract product $S^1 \times (S^1 \times [0, 1])$ of the domains (with the induced combinatorial structures). But the number of vertices in A_2 is bounded above by

$$\frac{\text{area}(A_2)}{2} + \ell(\alpha_2) + \ell(\alpha_2^*) \leq \frac{\text{area}(A_2)}{2} + 2\ell(\alpha_2).$$

Also we have from Lemma 2.4 that

$$\text{area}(A_2) \leq K(\ell(\alpha_2^*) + \ell(\alpha_2)) \leq 2K\ell(\alpha_2).$$

Thus we have

$$\text{int}(\alpha_1^*, A_2) \leq \ell(\alpha_1^*) \text{area}(A_2) \leq (K+2)\ell(\alpha_1^*)\ell(\alpha_2).$$

On the other hand, we have from Lemma 2.2 that

$$\ell(\alpha_1^*) \leq c_1^{-1} 2^{-D} \ell(\alpha_1).$$

The preceding two inequalities together imply that

$$\text{int}(\alpha_1^*, A_2) \leq (K+2)c_1^{-1} \ell(\alpha_1) \ell(\alpha_2) 2^{-D}.$$

By symmetry, we have that $\text{int}(\alpha_2^*, A_1)$ is bounded in the same way.

We now use the fact (cf. [Bon86], Lemma 3.2) that

$$\text{int}(\alpha_1, \alpha_2) \leq \text{int}(\alpha_1^*, A_2) + \text{int}(\alpha_2^*, A_1)$$

to deduce that

$$\text{int}(\alpha_1, \alpha_2) \leq 2(K+2)c_1^{-1} \ell(\alpha_1) \ell(\alpha_2) 2^{-D}.$$

□

3. CLOSED CURVES ON SURFACES

In this section we discuss briefly the tools necessary to apply Bonahon's lamination-straightening argument. Other than some minor adjustments to account for the change in setting, this is primarily a review of the material in [Bon86, §§3.1–5.1].

3.1. Currents. A concise account of the necessary facts about geodesic currents may be found in [Bon86, §IV], on which the following discussion is based. More details may be found in [Bon88].

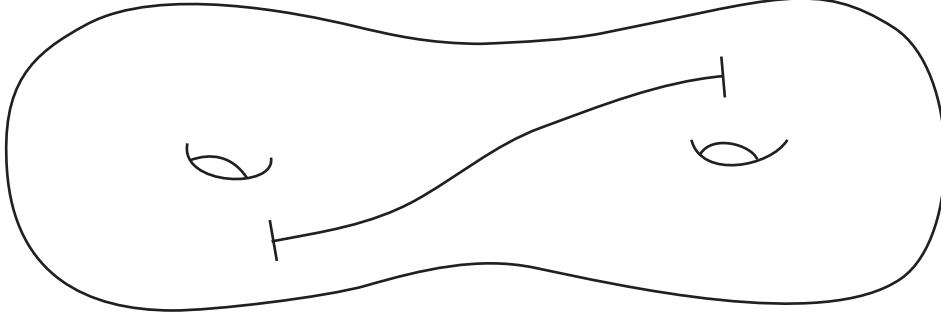
Given a closed Riemannian surface S we consider the projective tangent bundle $PT(S)$, which is the quotient of the unit tangent bundle

$$UT(S) = \{(p, v) \mid p \in S, v \in T_p(S), \|v\| = 1\}$$

obtained by identifying (p, v) and $(p, -v)$. Thus a point in $PT(S)$ is a pair $(p, [v])$, where $[v] = \{v, -v\}$. A point $(p, v) \in UT(S)$ uniquely determines a unit speed geodesic $\gamma(t)$ on S with $\gamma(0) = p$ and $\gamma'(0) = v$. We define a flow Φ on $UT(S)$, called the *geodesic flow*, by setting $\Phi((p, v), t) = (\gamma(t), \gamma'(t))$. The quotient of the flow lines under the involution sending $v \in T_p(S)$ to $-v$ forms a one dimensional foliation \mathcal{F} of $PT(S)$.

A *geodesic current* on a surface S is a positive transverse measure μ invariant under the geodesic foliation \mathcal{F} . In other words, given a codimension one submanifold V of $PT(S)$ which is transverse to the foliation, we require that $\mu(V) = \mu(\Phi(V, t))$ for all t .

We let $\mathcal{C}(S)$ denote the space of geodesic currents on S with topology defined as follows. Consider an elongated letter H on S , with the horizontal bar a geodesic arc transverse to the vertical bars, and with the vertical bars short enough so that all geodesic arcs joining the two vertical bars and homotopic to a path in the H intersect the vertical bars transversely (see Figure 3). A *flow box* $B \subset PT(S)$ for \mathcal{F} is formed by lifting all geodesic arcs on S joining the vertical bars of the H and homotopic to a path in H . If we let Q denote the abstract product of the two vertical arcs of H , then there is a diffeomorphism $B \cong Q \times [0, 1]$ so that the leaves of $B \cap \mathcal{F}$ correspond to $(\text{point}) \times [0, 1]$. We let $\partial_{\mathcal{F}} B$ denote that portion of B corresponding to $\partial Q \times [0, 1]$.

FIGURE 3. An elongated H defining a flow box.

Given a geodesic current $\alpha \in \mathcal{C}(S)$ and a flow box B , we define the measure $\alpha(B) \in \mathbf{R}^+$ to be the measure under α of $Q \times (\text{point})$ under the identification $B \cong Q \times [0, 1]$. Thus if α is a closed geodesic on S , for example, then $\alpha(B)$ is exactly the number of subarcs of α which lift to leaves of $B \cap \mathcal{F}$.

A neighborhood basis of $\alpha \in \mathcal{C}(S)$ is formed of open sets in $\mathcal{C}(S)$ of the form

$$u(\alpha; B_1, \dots, B_n; \epsilon) = \{\beta \in \mathcal{C}(S) \mid \forall i, |\alpha(B_i) - \beta(B_i)| < \epsilon\},$$

where $\epsilon > 0$ and the B_i are a collection of flow boxes so that $\alpha(\partial_{\mathcal{F}}(B)) = 0$. It is shown in [Bon88] that with this topology the space of geodesic currents is a complete space containing collections of closed weighted geodesics as a dense subset.

Geodesic currents are a generalization of measured geodesic laminations (see [CB88, FLP79]). One may think of geodesic currents as the non-simple analogues of measured geodesic laminations. In particular, Bonahon shows that the intersection number function defined on the set of closed geodesics on S extends to a continuous bilinear function $\text{int}: \mathcal{C}(S) \times \mathcal{C}(S) \rightarrow \mathbf{R}^+$, and that geodesic measured laminations are exactly those geodesic currents with zero self-intersection number.

The length function defined on closed weighted geodesics on S also extends to a linear continuous non-negative function on the space of geodesic currents. What is of interest to us is the projective class of a current (in $\mathcal{PC}(S)$), so we will work primarily with unit length currents. Given a closed geodesic γ on S , we let $\overline{\gamma}$ denote the unit length current represented geometrically by γ , and we write $\overline{\gamma} = \gamma/\ell(\gamma)$.

3.2. Train tracks. Following [Bon86], we define a *train track* τ on a surface S to be a closed subset of S which can be written as a finite union of rectangles R_i with disjoint interiors each of which carries a vertical foliation by arcs, called *ties*. These rectangles are glued together along their vertical (“short”) boundaries $\partial_v R_i$ so that the boundary of τ is the union of the horizontal (“long”) boundaries $\partial_h R_i$ (see Figure 4). We also insist that the boundary of τ be smooth except at a finite number of points, called *corners*, where $\partial_h R_i$ meets the interior of $\partial_v R_j$ for some $i \neq j$.

The vertical components of the boundaries of the rectangles are called the *switches* of τ , and the *branches* are the closures of the connected components of the complement of the switches. We will also require that the closure of each connected component of $S - \tau$ is never a disk with 2 or fewer corners on its boundary; in other words, there are no disk, monogon, or digon complementary components.

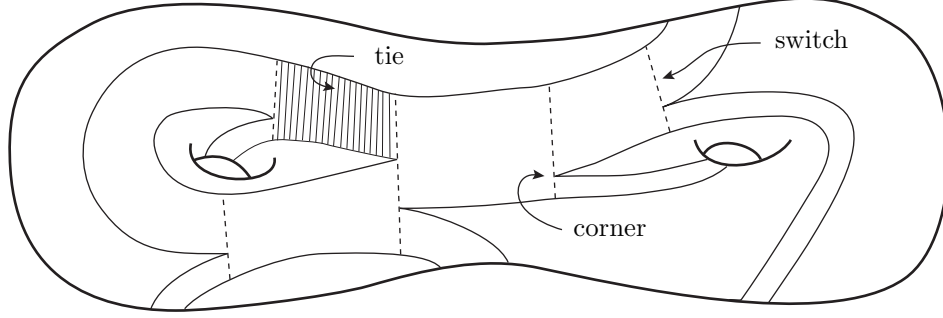


FIGURE 4. A train track on a surface

We note that the above defines what is usually termed a train track neighborhood, with the train track itself being the object obtained by collapsing each vertical tie to a point. As pointed out in [Bon86], however, it is far more convenient in what follows to use the definitions as stated above.

A *train path* is a path in the interior of a train track τ which is transverse to the ties. We say that α is *carried by* τ if α is isotopic to a train path. If α is isotopic to a train path intersecting all ties of τ , then we say that α is *fully carried* by τ . For a measured lamination α fully carried by τ , we obtain a *weighted train track* where the *weight* of a branch b is exactly the measure $\alpha(b)$ under α of one of its ties. Note that τ may have annular components corresponding to compact leaves of α .

We say a map $\phi: S \rightarrow M^{(2)}$ is *adapted* from a train track τ if it sends each branch of τ to a non-backtracking edge path in M , so that the preimage of a point $x \in \phi(\tau)$ is a union of ties, and so that ϕ is locally injective on any path in τ transverse to the ties. We say that ϕ is *tightly adapted* from τ if it is adapted from τ so that each branch is sent to a minimal edge path in M . In particular, if ϕ is tightly adapted from τ , then ϕ maps any compact leaves of α carried by annular components of τ to minimal edge loops in M .

We will need the following standard fact about train tracks, which is essentially the reason for not allowing monogons or digons in the complement of τ .

Lemma 3.1. *In a train track τ on a surface S , two curves transverse to the ties and homotopic in S (with endpoints fixed) are homotopic in τ by a homotopy preserving the ties.*

A *splitting* of τ on S is a train track $\tau' \subset \tau$ whose ties are contained in ties of τ . Note that any splitting of τ may be further split so as to have the same number of branches as τ . Also note that all laminations carried by any splitting of τ are carried by τ . Given a train track τ carrying a lamination α , we may obtain a splitting τ' of τ which also carries α by splitting along a finite collection of pairwise disjoint arcs in τ which are disjoint from α and transverse to the ties, and each of which has one endpoint on a corner of τ (see Figure 5).

Note that there is a bound on the possible number of annular components of any train track τ which fully carries a lamination α on S . In particular, any such train track has a splitting which already has as many annular components as any further splitting.

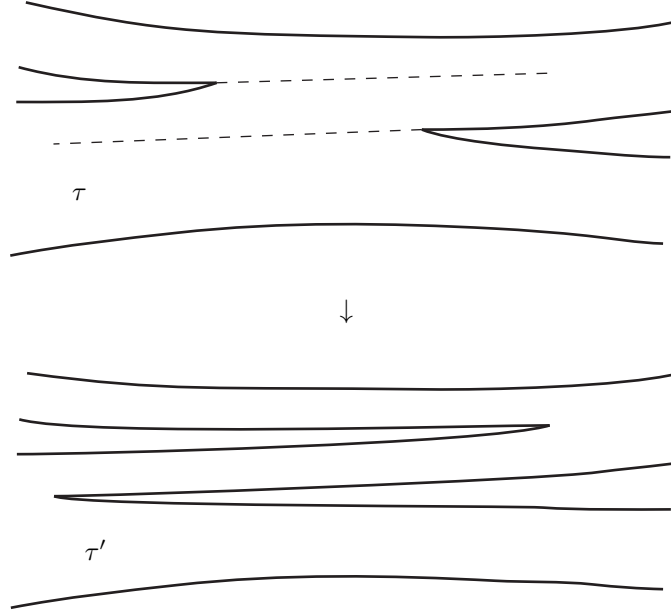


FIGURE 5. Splitting a train track

Now let $\phi: S \rightarrow M$ be derived from a train track τ and suppose τ' is a splitting of τ on S , chosen so that each switch of τ' is contained in a vertex tie of τ . Then we may construct a new map ϕ' tightly derived from τ' as follows: For each switch s of τ' we define $\phi'(s) = \phi(s)$. Now for each branch b in τ' we require that ϕ' map b to a minimal edge path in $M^{(1)}$ homotopic with fixed boundary to $\phi(b)$. We then extend arbitrarily, mapping the remainder of S into $M^{(2)}$. The fact that ϕ and ϕ' are homotopic follows from the irreducibility of M . With ϕ' obtained in this way, we clearly then have that

$$\ell(\phi'(\alpha)) \leq \ell(\phi(\alpha)).$$

Given a train track τ fully carrying a lamination α , Bonahon shows that we may cover $PT(S)$ by a finite collection of flow boxes B_1, \dots, B_q with disjoint interiors so that for $1 \leq i \leq p$, the arcs of $B_i \cap \mathcal{F}$ project into S as arcs contained in τ and transverse to the ties, while the lift of α to $PT(S)$ is disjoint from the boxes B_j for $p < j \leq q$. To do this, we first cover the support of α by boxes B_1, \dots, B_p with the required property. These are defined by elongated H 's whose horizontal bars are contained in the support of α and whose vertical bars are portions of ties of τ . We extend this collection to a cover of $PT(S)$ by adding boxes B'_{p+1}, \dots, B'_r so that all arcs of $B'_j \cap \mathcal{F}$ project to arcs disjoint from α . We further suppose that the vertical bars of the H 's defining the B'_j are disjoint from the H 's defining the B_i with $i \leq p$, and are pairwise disjoint. We finally observe that each of $B'_j \cap B'_k$, $\overline{B'_j - B'_k}$ and $\overline{B'_j - B_i}$ is the union of a finite number of flow boxes with disjoint interiors.

Thus if b is a branch of a train track τ carrying a lamination α , we let $\alpha(b)$ denote the sum of the measures under α of those boxes of the B_1, \dots, B_p the arcs of which project to arcs in b transverse to the ties. Note that when α is a (not

necessarily simple) closed geodesic, we have that $\alpha(b)$ is the number of arcs of α contained in b which join the two switches at either end of b .

4. SHORTENING LAMINATIONS

In perhaps the most technical section of [Bon86], a train track τ fully carrying a geodesic measured lamination α is repeatedly split, producing a sequence of maps derived from these splittings. By carefully choosing the manner in which τ is split, and analyzing the effect on the length and total curvature of the image, one deduces ([Bon86, Theorem 5.1]) that either the length of $\phi(\alpha)$ is tending to zero, or $\phi(\alpha)$ is becoming very straight. More precisely, if for any map ϕ we have that the length of $\phi'(\alpha)$ over all ϕ' homotopic to ϕ is bounded away from zero, then by proceeding far enough along in the straightening process, one may ensure that closed curves sufficiently close (as currents) to α have images which run along their geodesic representatives at an arbitrarily small distance for an arbitrarily large percentage of their length.

There is a corresponding, although slightly weaker, statement to be made in this context, the proof of which is similar to that of [Bon86, Theorem 5.1]. The precise statement of the theorem we need follows.

Proposition 4.1. *Suppose N is as in Section 2.1, and that M is a cover of N homotopy equivalent to a closed surface S . Fix a hyperbolic structure on S and a homotopy equivalence $\phi: S \rightarrow M$. Let α be a unit length geodesic measured lamination on S . Fix a number $t < 1$. There is a constant ϵ , depending only on δ and t , so that either:*

- (1) *there exists a map $\phi': S \rightarrow M$ homotopic to ϕ so that the ratio, to the total length of $\phi'(\gamma)$, of the length of that portion of $\phi'(\gamma)$ running along γ^* at a distance less than ϵ is greater than t for $\overline{\gamma}$ sufficiently close to α in $\mathcal{C}(S)$,*
or
- (2) *we may homotope ϕ to make $\ell(\phi(\alpha))$ arbitrarily small.*

This conclusion of this theorem is essentially the same as that used by Bonahon except that ϵ depends on t . Given that minimal edge paths are not unique (and, in particular, do not always have Hausdorff distance zero), one does not expect to be able to vary ϵ freely.

We first explain exactly what is meant by the length $\ell(\phi(\alpha))$. We then define the splitting procedure and identify its salient properties. Finally we prove the proposition by repeated application of the procedure.

4.1. Measuring laminations in M . Suppose α is a unit length geodesic measured lamination on S carried by the train track τ , and suppose $\phi: S \rightarrow M$ is a map derived from τ . Pulling the path metric on $M^{(1)}$ back along ϕ , one obtains measures for the lengths of the branches of τ . With the usual abuse of notation, we let $\ell(\phi(b_i))$ denote the length of a branch b_i measured in this way, and define the *length of $\phi(\alpha)$ in M* to be

$$\ell(\phi(\alpha)) = \sum_i \alpha(b_i) \ell(\phi(b_i)),$$

where the sum is over all branches b_i of τ and $\alpha(b_i)$ is the measure under α of a tie of b_i .

We define a *vertex tie* for the pair (ϕ, τ) to be any tie t of τ with $\phi(t)$ a vertex in M . Let $\{v_j\}_{j \in J}$ denote the set of vertex ties for (ϕ, τ) . If ϕ is adapted from τ ,

then because $\phi(\tau)$ is contained in the one-skeleton of M , each edge of which has length one, we may conveniently measure the length of $\phi(\alpha)$ in M to be

$$\ell(\phi(\alpha)) = \sum_{j \in J} \alpha(v_j).$$

Suppose γ is a (not necessarily simple) closed curve on S . We will often identify γ with the geodesic current it represents (with length $\ell(\gamma)$), while we denote the corresponding unit length geodesic current by $\bar{\gamma}$. Then using the previous definition, we have

$$\ell(\phi(\bar{\gamma})) = \sum_i \bar{\gamma}(b_i) \ell(\phi(b_i)) = \sum_i \gamma(b_i) \frac{\ell(\phi(b_i))}{\ell(\gamma)}.$$

4.2. The splitting procedure. Let $\phi: S \rightarrow M$ be a map adapted from a train track τ , and fix $\epsilon > 0$. We define an ϵ -shortcut for the pair (τ, ϕ) to be an arc $k \subset \tau$ with the following properties:

- (1) the endpoints of k are contained in vertex ties,
- (2) k is transverse to the ties
- (3) $\phi(k)$ is a non-minimal edge path in M homotopic with endpoints fixed to an edge path of length no more than ϵ .

It will be useful in what follows to use the following notation. For any subset X of a train track τ , we let $R(X)$ denote the union of those ties of τ which meet X . When τ is adorned with sub- or superscripts, we similarly adorn R . Thus, for example, $R'(X)$ is the union of ties of τ' meeting X .

Lemma 4.2. (cf. [Bon86, Lemma 5.7]) *There is a splitting τ' of τ and a finite collection $\{k_\mu, \dots, k_\nu\}$ of ϵ -shortcuts for $\phi(\tau')$ with the following properties:*

- (1) $R'(k_i)$ and $R'(k_j)$ have disjoint interiors, for $i \neq j$;
- (2) any other ϵ -shortcut for $\phi(\tau')$ has at least one endpoint in the interior of some $R'(k_i)$;
- (3) each k_i crosses at most one switch of τ' .

Before beginning the proof, we note that although the train track τ is being split to obtain τ' , the map ϕ is unchanged. It follows from the definitions that if ϕ was adapted from τ then ϕ is adapted from any splitting τ' of τ . Property (3) in the lemma allows for the construction of ϕ' , also adapted from τ' , by straightening the shortcuts k_μ, \dots, k_ν . Properties (1) and (2) allow for an estimation in the decrease in length in passing from $\phi(\tau)$ to $\phi'(\tau')$.

Proof. We note that the proof that follows is essentially the same as that of [Bon86, Lemma 5.7]. To begin, we may assume that τ contains as many annular components as any further splitting, and that ϕ is tightly adapted from τ . In particular, any annular components of τ are mapped to minimal edge loops in M , and thus contain no shortcuts. There is a constant A (depending on ϕ) with the property that any ϵ -shortcut k for $\phi(\tau)$ has $\ell(\phi(k)) \leq A$.

We split τ to τ_0 so that the non-annular branches of $\phi(\tau_0)$ all have length in M greater than $2A$. Thus an ϵ -shortcut for $\phi(\tau_0)$ hits at most one switch of τ_0 (but note that because we have not altered the map ϕ , some ϵ -shortcuts may not cross any switches).

We first find a finite family $\{k_1, \dots, k_p\}$ of ϵ -shortcuts not crossing any switches of τ_0 chosen to be maximal subject to the condition that the rectangles $R_0(k_i)$

have disjoint interiors (see Figure 6). Note that all other ϵ -shortcuts not crossing any switches of τ_0 necessarily have an endpoint in the interior of some $R_0(k_i)$, as otherwise there is a collection of shortcuts including this one which contradicts the maximality condition.

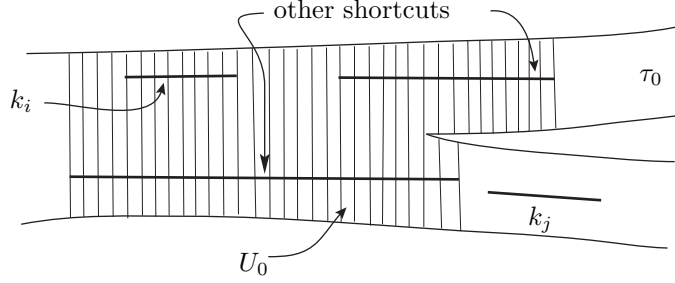


FIGURE 6. Finding a maximal family of shortcuts

We now let U_0 be the union of the $R_0(k)$ where k is an ϵ -shortcut with endpoints not contained in any of the $R_0(k_i)$ (in particular, any such k must cross a switch of τ_0). Note that because the branches of τ_0 have length greater than $2A$, we may join each corner of τ_0 contained in U_0 to a tie in ∂U_0 by a path contained in U_0 , transverse to the ties, not crossing any switches of τ_0 , and disjoint from α . We choose these paths to be pairwise disjoint, and then split along them (see Figure 7).

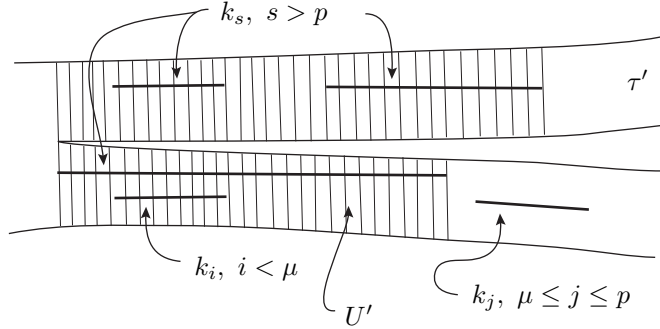


FIGURE 7. Splitting to straighten shortcuts

We let U' denote that part of U_0 contained in τ' , and note that the interior of U' does not contain any switches of τ' .

Now re-index the original collection of shortcuts k_1, \dots, k_p so that those contained in U_0 are exactly the k_i with $i < \mu$, and note that the remaining k_μ, \dots, k_p are ϵ -shortcuts for $\phi(\tau')$. We then complete these by a family of shortcuts k_{p+1}, \dots, k_ν for $\phi(\tau')$ contained in U' chosen so that the union of the $R'(k_j)$ is maximal with respect to the following properties:

- (1) the $R'(k_j)$ have disjoint interiors (for $j > p$, and thus for $j \geq \mu$),

- (2) for all $i < \mu$, each component of $R_0(k_i) \cap U'$ is contained in some $R'(k_j)$ with $j > p$.

We claim that the family $\{k_\mu, \dots, k_\nu\}$ has the desired property, namely, that any other ϵ -shortcut for $\phi(\tau')$ has at least one endpoint in the interior of some $R'(k_i)$ for $\mu \leq i \leq \nu$. To see this, suppose that k is an ϵ -shortcut for $\phi(\tau')$. Then k is also an ϵ -shortcut for $\phi(\tau_0)$. Suppose ∂k avoids the interiors of the $R'(k_i)$ for $\mu \leq i \leq p$, and note that for these i we have $R'(k_i) = R_0(k_i)$. Thus by the maximality condition on the original collection k_1, \dots, k_p of ϵ -shortcuts for τ_0 , either some endpoint of k is contained in the interior of some $R_0(k_i)$ with $i < \mu$ or k crosses a switch of τ_0 , and is therefore contained in $U_0 \cap \tau' = U'$. In either case, we deduce that some endpoint of k is contained in some $R'(k_j)$ with $j > p$ (by property (2) in the first case and by the maximality condition in the second case). \square

4.3. Proof of Proposition 4.1. Recall that we have a homotopy equivalence $\phi: S \rightarrow M$ from a closed hyperbolic surface S into M , and a unit length geodesic measured lamination α on S .

In order to prove Proposition 4.1, we assume τ_0 is a train track on S fully carrying α with the property that any compact leaves of α are carried by annular components of τ_0 . We then homotope ϕ to ϕ_0 adapted from τ_0 carrying α so that these annuli are mapped to minimal edge loops in M . Now we inductively define a sequence of splittings τ_n of τ_0 and a sequence of maps $\phi_n: S \rightarrow M$ derived from τ_n , so that ϕ_n and τ_n are obtained from ϕ_{n-1} and τ_{n-1} by the procedure of straightening shortcuts described above. Note that we may do this while ensuring that the maps all agree on the compact leaves of α . In particular, if every component of α is a closed curve, then for all n we may set $\tau_n = \tau_0$ and $\phi_n = \phi_0$.

Now suppose consequence (2) of Proposition 4.1 does not hold, so that there is some $\kappa > 0$ with

$$\ell_M(\phi'(\alpha)) \geq \kappa > 0$$

for all ϕ' homotopic to ϕ . Fix some $n > 0$, so that we have a map $\phi_n: S \rightarrow M$ adapted from a train track τ_n carrying α . Recall that we may cover the projective tangent bundle of S with a finite number of compact flow boxes B_i , $1 \leq i \leq q$ with disjoint interiors so that for $1 \leq i \leq p$, all arcs of $B_i \cap \mathcal{F}$ project into S as arcs transverse to ties in τ_n , while for $p < i \leq q$, arcs of $B_i \cap \mathcal{F}$ are disjoint from α in $PT(S)$ (see Section 3.1).

As usual, for any closed geodesic $\gamma \subset S$, we let γ^* denote a minimal edge loop in M freely homotopic in M to $\phi_n(\gamma)$. Note that because we are not assuming γ to be simple, we may not ensure that γ is entirely contained in τ_n by simply assuming $\gamma/\ell_S(\gamma)$ sufficiently close to α . In other words, we may not assume that the lift of γ to $PT(S)$ is disjoint from the boxes B_{p+1}, \dots, B_q , and so there is generally some portion of γ over whose image under ϕ_n we have no control. Thus given a closed geodesic γ on S , we define γ_n to be an edge loop in $M^{(1)}$ obtained by replacing the image under ϕ_n of the components of $\gamma \cap B_i$ with $i > p$ with a minimal edge path in M to which it is homotopic relative to its endpoints.

We will partition the vertices of γ_n into five classes, based on how a vertex sits in $M^{(1)}$ relative to the other vertices both of γ_n and of γ_n^* (see Figure 8). For this we need to fix a constant $\epsilon \in \mathbf{Z}$. We will specify below the conditions that ϵ must satisfy, but for now it suffices to suppose $\epsilon > 1$.

Define γ_n^0 to be the vertices of

$$\phi_n(\gamma \cap \bigcup_{i=p+1}^q B_i),$$

where $\gamma \cap B_i$ denotes that portion of γ which lifts to B_i in $PT(S)$. Thus γ_n^0 is essentially that part of γ_n which differs from $\phi_n(\gamma)$, namely those parts which are pulled tight in creating γ_n .

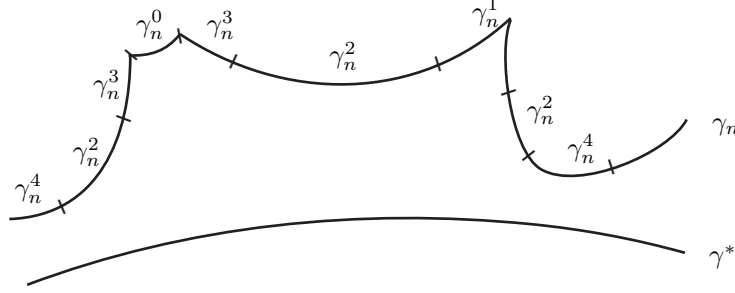


FIGURE 8. The parts of γ_n

Define γ_n^4 to be those vertices in $\gamma_n - \gamma_n^0$ which are within ϵ (in $M^{(1)}$) of some vertex of γ^* . Note then that the claim of Proposition 4.1 is simply that, for some ϕ_n and γ with $\gamma/\ell_S(\gamma)$ sufficiently close to α , γ_n^4 is nonempty.

To define γ_n^1 , consider the splitting τ_{n+1} contained in τ_n obtained in the course of applying Lemma 4.2 to straighten the shortcuts of $\phi_n(\tau_n)$. We define γ_n^1 to be all vertices $v \in \gamma_n - \gamma_n^0 - \gamma_n^4$ for which there is some subarc k of γ with the following properties:

- (1) k is an ϵ -shortcut for $\phi_n(\tau_{n+1})$;
- (2) $\phi_n(k) \subset \gamma_n - \gamma_n^0$;
- (3) $v \in \phi_n(\partial k)$.

Define γ_n^3 to be those vertices $v \in \gamma_n - \gamma_n^0 - \gamma_n^1 - \gamma_n^4$ from which there is a path λ_v to some vertex in γ_n^0 so that $\ell_M(\lambda_v) \leq \epsilon$ and λ_v is homotopic with fixed endpoints to a subarc of γ_n . Essentially γ_n^3 consists of those vertices from which there is, in some sense, an ϵ -shortcut into γ_n^0 .

Finally, define γ_n^2 to be all remaining unassigned vertices of γ_n . Thus vertices in γ_n^2 are essentially those vertices of $\gamma_n - \gamma_n^0$ which are greater than a distance ϵ from γ^* , and from which there is no ϵ -shortcut (carried by $\phi_n(\tau_{n+1})$) into γ_n^1 or γ_n^0 .

We aim to show that for n large enough and $\bar{\gamma}$ close enough to α , each of γ_n^0 , γ_n^1 , γ_n^2 , and γ_n^3 is short, relative to the length of $\phi_n(\gamma)$, forcing γ_n^4 to be nonempty. We begin by obtaining estimates on the absolute lengths of the various parts of γ_n , beginning with γ_n^1 .

In order to control the length of γ_n^1 , we consider the relationship between its length and the decrease in length to be realized when straightening the shortcuts of $\phi_n(\tau_n)$ to obtain $\phi_{n+1}(\tau_{n+1})$. When applying Lemma 4.2 to straighten the shortcuts of $\phi_n(\tau_n)$, we obtain a finite maximal family of ϵ -shortcuts $\{k_\mu, \dots, k_\nu\}$ with the property that any other ϵ -shortcut for $\phi_n(\tau_{n+1})$ has at least one endpoint contained in some $R'(k_i)$. Let \mathcal{I} denote the vertex ties of $\phi_n(\tau_{n+1})$ contained in the union of

the $R'(k_i)$, and let V_ϵ denote the volume of an ϵ -ball in $X^{(1)}$. (Note that $V_\epsilon < \infty$ because G is finitely generated.)

We want to bound the length of γ_n^1 in terms of the size of \mathcal{I} and V_ϵ . We do this by associating each vertex in γ_n^1 to a tie of \mathcal{I} and bounding the number of such vertices associated to any particular such tie in terms of V_ϵ . To this end, fix a tie $t \in \mathcal{I}$. There is a collection of subarcs $\kappa_1, \dots, \kappa_s$ of γ_n beginning at t and forming ϵ -shortcuts for $\phi_n(\tau_{n+1})$, as described in the definition of γ_n^1 . We will call such arcs (γ, t) -spurs. For each i , let t_i denote the other endpoint of κ_i . We have no uniform control over the number of such κ_i issuing from t , and so no control over the number of t_i associated with t in this way. We can, however, control the number of such t_i which need to be counted as associated with t because they will not be counted as associated to any other $t' \in \mathcal{I}$.

Suppose κ_i is a (γ, t) -spur having the property that if κ_j is any other (γ, t) -spur issuing from t in the same direction as κ_i with $\phi_n(t_i) = \phi_n(t_j)$, then $\kappa_i \subset \kappa_j$. Then $\kappa_j - \kappa_i$ is a subarc of γ carried by τ_{n+1} and with $\phi_n(\kappa_j - \kappa_i)$ a non-minimal edge path in M joining $\phi_n(t_i)$ to itself. In particular, $\kappa_j - \kappa_i$ is an ϵ -shortcut for $\phi_n(\tau_{n+1})$, and thus either t_i or t_j is in \mathcal{I} .

If $t_i \in \mathcal{I}$, then we need not count t_j as associated with t , as it will be counted as associated to t_i (or perhaps some other endpoint t' of some other (γ, t) -spur κ' with $\kappa_i \subset \kappa' \subset \kappa_j$). If $t_j \in \mathcal{I}$, then we clearly need not count it as associated with t . Thus if we associate to each $t \in \mathcal{I}$ the shortest (γ, t) -spur in either direction whose endpoint is mapped to a particular vertex in the ϵ -ball about $\phi_n(t)$, we will have counted all points of γ_n involved in computing the length of γ_n^1 . We conclude that

$$\ell(\gamma_n^1) \leq 2V_\epsilon \sum_{t \in \mathcal{I}} \gamma(t),$$

where $\gamma(t)$ denotes the number of times that γ intersects t on S .

Now we clearly have

$$\ell(\phi_n(\gamma)) = \sum_{t \notin \mathcal{I}} \gamma(t) + \sum_{t \in \mathcal{I}} \gamma(t),$$

and because the shortcuts k_μ, \dots, k_ν used to define τ' are straightened in defining ϕ_{n+1} , we have that

$$\ell(\phi_{n+1}(\gamma)) \leq \sum_{t \notin \mathcal{I}} \gamma(t) + \epsilon \sum_{\mu \leq i \leq \nu} \gamma(k_i),$$

where $\gamma(k_i)$ is the number of times γ intersects a tie of $R'(k_i)$. Subtracting, we obtain

$$\ell(\phi_n(\gamma)) - \ell(\phi_{n+1}(\gamma)) \geq \sum_{t \in \mathcal{I}} \gamma(t) - \epsilon \sum_{\mu \leq i \leq \nu} \gamma(k_i).$$

Combining this inequality with the one above, we obtain

$$\ell(\gamma_n^1) \leq 2V_\epsilon \left(\ell(\phi_n(\gamma)) - \ell(\phi_{n+1}(\gamma)) + \epsilon \sum_{\mu \leq i \leq \nu} \gamma(k_i) \right).$$

Now because ϕ_n is tightly adapted from τ_n , and because each ϵ -shortcut k_i for $\phi_n(\tau_{n+1})$ is also an ϵ -shortcut for $\phi_n(\tau_n)$, we see that each $R'(k_i)$ must cross a switch of τ_n . Thus because the $R'(k_i)$ have disjoint interiors, we have that

$$\sum_{\mu \leq i \leq \nu} \gamma(k_i) \leq \sum_{b \subset \tau'_n} \gamma(b),$$

where τ'_n is the maximal subset of τ containing no annular components. (Recall that there are no shortcuts if $\tau'_n = \emptyset$.) We now have

$$\ell(\gamma_n^1) \leq 2V_\epsilon \left(\ell(\phi_n(\gamma)) - \ell(\phi_{n+1}(\gamma)) + \epsilon \sum_{b \subset \tau'_n} \gamma(b) \right).$$

Now for γ_n^0 , if we let c_n majorize the length of the images under ϕ_n of the arcs of $B_j \cap \mathcal{F}$ with $j > p$, we have that

$$\ell(\gamma_n - \gamma_n^0) \geq \ell(\phi_n(\gamma)) - c_n \sum_{p < j \leq q} \gamma(B_j),$$

where, again, $\gamma(B_j)$ is the number of components of the lift of γ to $PT(S)$ passing through B_j .

For γ_n^3 , note that for each vertex v in γ_n^3 there is a corresponding vertex v' in γ_n^0 . There is a constant d_n depending on ϕ_n so that for any geodesic arc β on S with $\phi_n(\beta)$ homotopic with fixed endpoints to an edge path with length no more than ϵ we must have $\ell(\beta) \leq d_n$. Thus we have that

$$\ell(\gamma_n^3) \leq d_n \ell(\gamma_n^0) \leq c_n d_n \sum_{p < j \leq q} \gamma(B_j).$$

Before considering γ_n^2 , we first show that for n sufficiently large and $\bar{\gamma}$ sufficiently close to α , we may assume that γ_n^2 and γ_n^4 together account for an arbitrarily large percentage of the length of γ_n .

We begin with the fact that

$$\ell(\gamma_n^4) + \ell(\gamma_n^2) = \ell(\gamma_n - \gamma_n^0) - \ell(\gamma_n^1) - \ell(\gamma_n^3).$$

Using the above estimates for the lengths of γ_n^0 , γ_n^1 , and γ_n^3 , we obtain

$$\begin{aligned} \frac{\ell(\gamma_n^4) + \ell(\gamma_n^2)}{\ell(\phi_n(\gamma))} &\geq 1 - c_n(d_n + 1) \sum_{p < j \leq q} \frac{\gamma(B_j)}{\ell(\phi_n(\gamma))} \\ &\quad - 2V_\epsilon \left(1 - \frac{\ell(\phi_{n+1}(\gamma))}{\ell(\phi_n(\gamma))} + \epsilon \sum_{b \subset \tau'_n} \frac{\gamma(b)}{\ell(\phi_n(\gamma))} \right). \end{aligned}$$

This inequality holds for all n and for all γ . We now consider what happens to the right side of this inequality as $\bar{\gamma} \rightarrow \alpha$ with n fixed.

First note that

$$\frac{\gamma(B_j)}{\ell(\phi_n(\gamma))} = \frac{\gamma(B_j)/\ell(\gamma)}{\ell(\phi_n(\gamma))/\ell(\gamma)} = \frac{\bar{\gamma}(B_j)}{\ell(\phi_n(\bar{\gamma}))}.$$

Thus we have for fixed n that

$$\lim_{\bar{\gamma} \rightarrow \alpha} \frac{\gamma(B_j)}{\ell(\phi_n(\gamma))} = \frac{\alpha(B_j)}{\ell(\phi_n(\alpha))}.$$

Similarly we find that

$$\lim_{\bar{\gamma} \rightarrow \alpha} \frac{\ell(\phi_{n+1}(\gamma))}{\ell(\phi_n(\gamma))} = \frac{\ell(\phi_{n+1}(\alpha))}{\ell(\phi_n(\alpha))}$$

and

$$\lim_{\bar{\gamma} \rightarrow \alpha} \frac{\gamma(b)}{\ell(\phi_n(\gamma))} = \frac{\alpha(b)}{\ell(\phi_n(\alpha))}$$

for each branch b of τ'_n . Thus for any fixed n , we have that

$$\lim_{\bar{\gamma} \rightarrow \alpha} \frac{\ell(\gamma_n^4) + \ell(\gamma_n^2)}{\ell(\phi_n(\gamma))} \geq 1 - c_n(d_n + 1) \sum_{p < j \leq q} \frac{\alpha(B_j)}{\ell(\phi_n(\alpha))} \\ - 2V_\epsilon \left(1 - \frac{\ell(\phi_{n+1}(\alpha))}{\ell(\phi_n(\alpha))} + \epsilon \sum_{b \subset \tau'_n} \frac{\alpha(b)}{\ell(\phi_n(\alpha))} \right).$$

By definition, $\alpha(B_j) = 0$ for all $p < j \leq q$, while $\ell(\phi_n(\alpha))$ is bounded away from zero for all n . The inequality thus becomes

$$\lim_{\bar{\gamma} \rightarrow \alpha} \frac{\ell(\gamma_n^4) + \ell(\gamma_n^2)}{\ell(\phi_n(\gamma))} \geq 1 - 2V_\epsilon \left(1 - \frac{\ell(\phi_{n+1}(\alpha))}{\ell(\phi_n(\alpha))} + \epsilon \sum_{b \subset \tau'_n} \frac{\alpha(b)}{\ell(\phi_n(\alpha))} \right).$$

Moreover this inequality holds for all n .

Now set α' to be that portion of α carried by τ'_n (i.e., α' is the union of all components of α which are not simple closed curves). If $\ell(\alpha') = 0$, then because $\ell(\phi_n(\alpha))$ is assumed bounded away from zero, we have

$$\sum_{b \subset \tau'_n} \frac{\alpha(b)}{\ell(\phi_n(\alpha))} = 0.$$

On the other hand, suppose $\ell(\alpha') > 0$, and set m_n to be the minimum branch length of τ'_n , so that for all n we have

$$0 < m_n \sum_{b \subset \tau'_n} \alpha(b) \leq \sum_{b \subset \tau'_n} \ell(b)\alpha(b) = \ell(\alpha').$$

Note that because τ'_n carries no closed curves of α , m_n grows arbitrarily large with n . It follows that

$$\lim_{n \rightarrow \infty} \sum_{b \subset \tau'_n} \alpha(b) = 0.$$

Finally note that for large n we have

$$\lim_{n \rightarrow \infty} \frac{\ell(\phi_{n+1}(\alpha))}{\ell_n(\phi_n(\alpha))} = 1.$$

We conclude that for any $t < 1$, there is an n sufficiently large so that

$$\frac{\ell(\gamma_n^4) + \ell(\gamma_n^2)}{\ell(\phi_n(\gamma))} > t$$

for any $\bar{\gamma}$ sufficiently close to α . We next choose t .

Let $L = \max(12\delta + 2\epsilon, 4\epsilon)$, and choose t as follows. Suppose A is a finite circularly ordered set and B is a subset of A . We denote by B_L the set of elements of B which are contained in a connected sequence of length at least L . We choose $t < 1$ large enough to ensure that for $|A|$ sufficiently large, we have that $|B|/|A| \geq t$ implies that $|B_L|/|A| > 1/2$. (The choice of $1/2$ is somewhat arbitrary.) Note that we necessarily have $t > 1/2$.

Given this choice of t , we henceforth assume that $\bar{\gamma}$ is chosen close enough to α and n is chosen large enough to ensure that

$$\frac{\ell(\gamma_n^2) + \ell(\gamma_n^4)}{\ell(\phi_n(\gamma))} > t.$$

We choose t in this way because, rather than bound the relative length of all of γ_n^2 , we will bound the relative length of those portions of γ_n^2 which may be connected to form segments with length at least 4ϵ .

To begin, let $A_n: S^1 \times [0, 1] \rightarrow M^{(2)}$ be a simplicial map of an annulus into $M^{(2)}$ so that $A(S^1 \times \{0\}) = \gamma^*$ and $A(S^1 \times \{1\}) = \gamma_n$. We pull back the metric from $M^{(2)}$ to $S^1 \times [0, 1]$ to produce a simplicial metric structure on the annulus, and note that the boundary components have lengths $\ell(\gamma^*)$ and $\ell(\gamma_n)$. For simplicity, we will refer to the annulus with this structure as A_n , and identify the boundary components of A_n with γ^* and γ_n (see Figure 9).

Assume that A_n is chosen to have minimal area. Let $A_{\epsilon/2}$ denote the complement in A_n of the $\epsilon/2$ -neighborhood of γ_n , and let $\gamma_{\epsilon/2}$ denote the boundary of this neighborhood in A_n . Let $\hat{\gamma}_n^2$ denote the union of edges in γ_n both of whose endpoints are in γ_n^2 . Let $\gamma_{\epsilon/2}^2$ denote those vertices v in $\gamma_{\epsilon/2}$ with $d(v, \gamma_n) = d(v, \gamma_n^2)$, and similarly let $\hat{\gamma}_{\epsilon/2}^2$ denote the union of the edges of $\gamma_{\epsilon/2}$ both of whose endpoints are in $\gamma_{\epsilon/2}^2$ (see Figure 9).

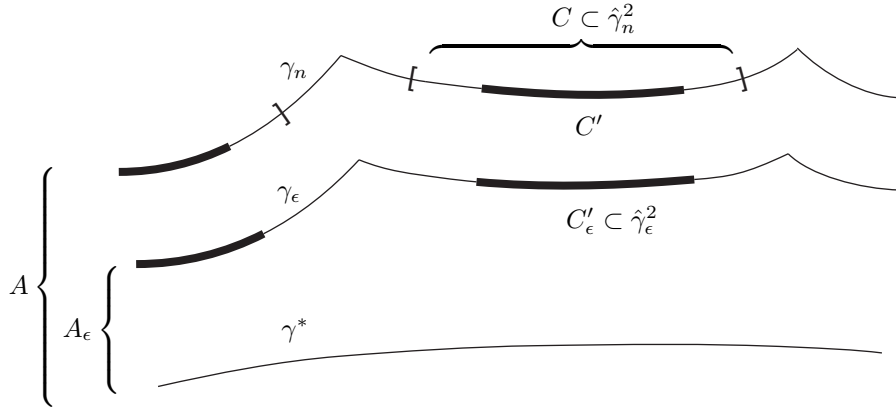


FIGURE 9. Using area to bound the length of γ_n^2

Let \mathcal{L} denote the union of the components of $\hat{\gamma}_n^2$ with length at least L , and let C be a component of \mathcal{L} . Note that because γ_n is piecewise geodesic, and any vertices around which γ_n is not minimal must be contained in γ_n^0 , γ_n^1 , γ_n^3 , or γ_n^4 , it must be that C corresponds to a minimal edge path in $M^{(1)}$. Now consider the subsegment C' of C with endpoints a distance ϵ from those of C , and note then that C' has length at least $\max(12\delta, 2\epsilon)$. Corresponding to C' is a subsegment $C'_{\epsilon/2}$ of $\hat{\gamma}_{\epsilon/2}^2$ consisting of those points in $\hat{\gamma}_{\epsilon/2}^2$ which are exactly a distance $\epsilon/2$ in A_n from some point in C' .

Because the length of C' is at least 12δ , it follows from the proof of Lemma 2.2 that

$$\ell(C'_{\epsilon/2}) \geq c_1 2^{\epsilon/2} \ell(C').$$

Moreover, if \hat{C} is another component of $\hat{\gamma}_n^2$ with length at least L , then no point of C_ϵ lies within $\epsilon/2$ in A_n of any point on the subsegment \hat{C}' of \hat{C} a distance ϵ from the endpoints of \hat{C} . For if $x \in C_\epsilon$ were such a point, lying within $\epsilon/2$ of $y \in C'$ and $z \in \hat{C}'$, then $d(y, z) \leq d(y, x) + d(x, z) \leq \epsilon$, while the subarc of γ_n joining y to z

has length at least 2ϵ . Thus y and z lie either in γ_n^0 , γ_n^1 , or γ_n^4 , contradicting the choice of C and \hat{C} .

It follows from the discussion above, along with the fact that $\ell(C') \geq \ell(C)/2$, that

$$\ell(\gamma_\epsilon) \geq (c_1/2)\ell(\mathcal{L})2^{\epsilon/2}.$$

From Lemma 2.4 we find that

$$\ell(\gamma_\epsilon) \leq \text{area}(N_1(\gamma_\epsilon)) \leq \text{area}(A) \leq K(\ell(\gamma_n) + \ell(\gamma^*)) \leq 2K\ell(\gamma_n),$$

where $N_1(\gamma_\epsilon)$ denotes the combinatorial one-neighborhood of γ_ϵ . Combining this with the inequality above, we find that

$$\ell(\mathcal{L}) \leq \frac{4K}{c_1} \ell(\gamma_n) 2^{-\epsilon/2}.$$

Now recall we are assuming t fixed, n large enough, and $\bar{\gamma}$ close enough to α so that

$$\ell(\gamma_n^2) + \ell(\gamma_n^4) > t\ell(\phi_n(\gamma)).$$

By our choice of t , we also have

$$\ell(\mathcal{L}) > \frac{1}{2} \ell(\gamma_n^2).$$

Combining these with the inequality obtained above for $\ell(\mathcal{L})$, we find that

$$t\ell(\phi_n(\gamma)) < \frac{8K}{c_1} \ell(\gamma_n) 2^{-\epsilon/2} + \ell(\gamma_n^4).$$

Note that as $\bar{\gamma} \rightarrow \alpha$, we have $\frac{\ell(\gamma_n)}{\ell(\phi(\gamma))} \rightarrow 1$. It follows that for $\bar{\gamma}$ sufficiently close to α , we have

$$\frac{\ell(\gamma_n^4)}{\ell(\phi_n(\gamma))} > t - \frac{8K}{c_1} 2^{-\epsilon/2}.$$

Thus by choosing t sufficiently close to 1 and ϵ sufficiently large, we can ensure that, for n sufficiently large, the ratio $\ell(\gamma_n^4)/\ell(\phi_n(\gamma))$ is arbitrarily close to 1 for $\bar{\gamma}$ sufficiently close to α . This completes the proof of Proposition 4.1.

5. PROOF OF THEOREM 1.1

Henceforth we let N , G , and H be as in the statement of Theorem 1.1. Let X denote the universal cover of N , and let M denote the cover of N with fundamental group H . We let S denote a closed surface with $\pi_1(S) \cong H$, and equip S with an arbitrary hyperbolic metric. We equip N and M with the metric structure described in Section 2.1, so that $X^{(1)}$ is identified with the Cayley graph corresponding to (G, \mathcal{S}) for some finite generating set \mathcal{S} .

5.1. Quasiconvex case. We say that a subgroup H of G is *quasi-convex* in G if there is a constant $\eta \geq 0$ so that any minimal length path in the Cayley graph Γ with endpoints in H lies in the η -neighborhood of H . Using the isometric action of H on Γ , we need only consider minimal paths one of whose endpoints is the identity.

Lemma 5.1. *If all ends of M are geometrically finite, then H is quasiconvex in G .*

Proof. By assumption there is some compact set $Z \subset M$ containing all minimal edge loops of M . Let v_e be the vertex of M covered by the identity vertex e in X , and choose $r \in \mathbf{R}$ so that Z is contained in the r -neighborhood of v_e . Fix an element $h \in H$, and let $\tilde{\gamma}$ be a minimal edge path in X from e to the vertex labeled h , projecting to a closed curve γ in M . In order to prove the lemma, we need to show that $\tilde{\gamma}$ is contained within the η -neighborhood of H , for some η not depending on h .

Let γ^* denote a minimal edge path in M freely homotopic to γ , and consider the loop ω based at v_e in M formed by attaching to γ^* a minimal arc between v_e and γ^* . A portion of a component of the lift of this loop to X forms a path $\tilde{\omega}$ from e to h with three minimal segments, and so by Lemma 2.3 $\tilde{\gamma}$ is contained in the $3c_2$ -neighborhood of $\tilde{\omega}$. It follows that γ is contained in the $3c_2$ -neighborhood of ω . But by construction, ω is contained in the r neighborhood of v_e . We deduce that γ is contained in the $3c_2 + r$ neighborhood of v_e , and so $\tilde{\gamma}$ is contained in the $3c_2 + r$ neighborhood of H in X . \square

5.2. Finding a simple sequence reaching into an end. It now suffices to show that if some end of M is geometrically infinite, then N satisfies conclusion (2) of Theorem 1.1. The first step is the following lemma (cf. [Bon86, Proposition 2.3]).

Lemma 5.2. *Let M be a cover of N with a geometrically infinite end b . Then there is a sequence of closed curves α_i in M so that $\alpha_i^* \rightarrow b$.*

Proof. All distances will be measured in the one-skeleton of the appropriate space.

Let U be a neighborhood of b and choose a neighborhood U_0 of b contained in U and a distance at least $2c_2$ from the complement of U in M , where c_2 is the constant from Lemma 2.3. We may assume (cf. Section 1.1) that U_0 is connected and has compact boundary $\partial U_0 \subset M^{(2)}$. To prove the lemma, it suffices to find a curve α in M with $\alpha^* \subset U$.

Because b is geometrically infinite, there are infinitely many minimal edge loops σ_i^* intersecting U_0 non-trivially. If any one of these is contained in U_0 , we are finished. If not, these geodesics give rise to an infinite family of locally minimal arcs $\{\bar{\sigma}_i\}$ contained in U_0 and with endpoints on vertices in ∂U_0 (see Figure 10). Because ∂U_0 is compact, we may subsequence so that $\partial \bar{\sigma}_i = \partial \bar{\sigma}_j$ for all i, j . Because the $\bar{\sigma}_i$ intersect arbitrary neighborhoods of b , we may further assume that at least one point of $\bar{\sigma}_j$ is a distance at least 3δ from all $\bar{\sigma}_i$ with $i < j$.

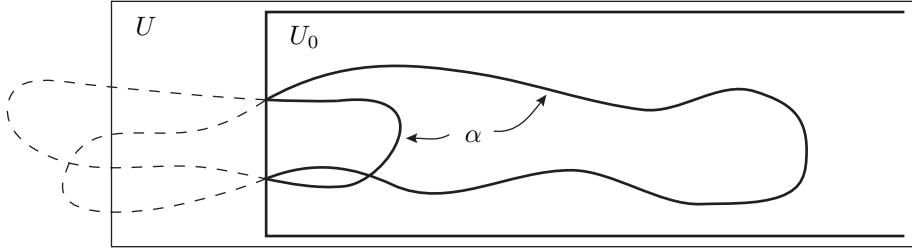


FIGURE 10. Finding curves exiting an end

Fix i and j and define the closed curve α to be the composition $\bar{\sigma}_i \circ \bar{\sigma}_j$. Note that α is not null-homotopic in M , since if it were, then $\bar{\sigma}_i$ and $\bar{\sigma}_j$ would lift to

$X^{(1)}$ to two minimal edge paths with the same endpoints, one of which contains a point a distance at least 3δ from the other, contradicting the fact that geodesic triangles in $X^{(1)}$ are δ -thin.

Applying Lemma 2.3, we see that any minimal edge loop α^* corresponding to α must lie within a $2c_2$ neighborhood of α , and thus lie within U , as required. \square

Fix a homotopy equivalence $\phi: S \rightarrow M$ which is a combinatorial embedding. Let b be a geometrically infinite end of M , and let $\alpha_i \subset S$ be a sequence of essential closed curves on S with the property that the minimal edge loops α_i^* freely homotopic to the $\phi(\alpha_i)$ in M exit the end b . We may choose the α_i to be geodesics on S with respect to some arbitrary hyperbolic metric, and then subsequence so that $\alpha_i/\ell_S(\alpha_i) \rightarrow \alpha_\infty$ for some unit length geodesic current α_∞ .

Lemma 5.3. *With $\phi: S \rightarrow M$ as above, suppose α_i is a sequence of geodesics on S with $\alpha_i/\ell_S(\alpha_i)$ converging in $\mathcal{C}(S)$ to a geodesic current α_∞ . If the minimal edge loops α_i^* corresponding to $\phi(\alpha_i)$ leave compact sets, then α_∞ is in fact a measured lamination on S .*

Proof. By Lemma 2.5 we have that if $D_i = d(\phi(\alpha_i), \alpha_i^*)$, then

$$\lim_{i \rightarrow \infty} \text{int}\left(\frac{\alpha_i}{\ell(\phi(\alpha_i))}, \frac{\alpha_i}{\ell(\phi(\alpha_i))}\right) \leq \lim_{i \rightarrow \infty} C 2^{-D_i} = 0.$$

Because S is compact and ϕ is proper, the ratio $\ell(\phi(\alpha_i))/\ell_S(\alpha_i)$ is bounded above by a constant independent of i . Thus

$$\lim_{i \rightarrow \infty} \frac{\text{int}(\alpha_i, \alpha_i)}{\ell_S(\alpha_i)^2} \rightarrow 0.$$

By continuity of intersection number, it follows that

$$\text{int}(\alpha_\infty, \alpha_\infty) = 0.$$

By Lemma 5.3, α_∞ is a lamination. \square

Now because α_∞ is a lamination, there is a sequence of simple closed geodesics γ_j on S with $\gamma_j/\ell_S(\gamma_j) \rightarrow \alpha_\infty$ in $\mathcal{C}(S)$. As the α_i^* leave compact sets of M , we know that α_∞ does not satisfy conclusion (1) of Proposition 4.1. It follows that as ϕ varies over its homotopy class, $\ell(\phi(\alpha_\infty))$ may be made arbitrarily small. We now show that because the α_i^* leave compact sets of M , the γ_j^* at least are not contained in any compact set of M .

Lemma 5.4. *With notation as above, suppose γ_j are simple closed geodesics on S with $\gamma_j/\ell_S(\gamma_j) \rightarrow \alpha_\infty$ for some unit length measured lamination α_∞ satisfying conclusion (2) of Proposition 4.1. Then there is no compact set of M containing all the minimal edge loops γ_j^* corresponding to the $\phi(\gamma_j)$.*

Proof. This is the argument of [Bon86, §6.3].

Suppose otherwise, so that the γ_i^* are all entirely contained in some compact set K . Because K is compact the ratio $\ell(\gamma_i^*)/\ell_S(\gamma_i)$ is bounded below by some constant c depending only on K and δ . Thus the ratio $\ell(\gamma_i')/\ell_S(\gamma_i)$ is similarly bounded for all edge loops γ_i' homotopic to γ_i in M .

In particular, for any map ϕ' homotopic to ϕ , we have that for all i ,

$$\ell(\phi'(\gamma_i))/\ell_S(\gamma_i) \geq c.$$

By letting i tend to ∞ , we find that

$$\ell(\phi'(\alpha)) \geq c^{-1} > 0.$$

That this is true for any ϕ' contradicts the assumption that α_∞ satisfies conclusion (2) of Proposition 4.1. Thus there is no compact set of M containing γ_i^* for all i . \square

5.3. Finding the bundle. We now have a sequence $\{\gamma_j\}$ of simple closed curves on S with the property that $\gamma_j/\ell_S(\gamma_j) \rightarrow \alpha_\infty$ and with the γ_j^* reaching into an end b' of M . We will use the fact that H is pleated to find in G the algebraic structure of a surface bundle over the circle.

Let $v_e \in M^{(0)}$ be the vertex in M covered by the identity vertex e in X . We now assume the homotopy equivalence $\phi: S \rightarrow M$ is such that $\phi(S) = S_{b'}$, where b' is the end of M into which the γ_j^* are reaching. We may assume that ϕ maps some point $p \in S$ to $v_e \in M$, and so there is an induced isomorphism $\phi_*: \pi_1(S, p) \rightarrow \pi_1(M, v_e)$.

For each j , let v_j be a vertex on γ_j^* maximizing the distance in $M^{(1)}$ from v_e , and suppose v_j is covered by a vertex $t_j \in G$. Note that by choice of v_j , we have that t_j is a shortener for $\phi_*([\gamma_j])$. Thus because H is pleated in G , there is a generating set $\{h_1^j, \dots, h_r^j\}$ for $H = \pi_1(M, v_e)$ so that $\ell_w(t_j^{-1}h_i^jt_j) \leq D$ for $i = 1, \dots, r$. Set \overline{H}_j to be the group generated by the elements $t_j^{-1}h_i^jt_j$. As G is finitely generated, there are only finitely many elements of G with length no more than D . It follows that we may subsequence so that all of the \overline{H}_j are identical, and we denote this group by \overline{H} . As the v_j are assumed to exit the end b' , we may further subsequence so that for all $j \neq k$ we have $v_j \neq v_k$.

Now as $t_0^{-1}Ht_0 = \overline{H} = t_j^{-1}Ht_j$, we see that the elements $t_jt_0^{-1}$ conjugate H onto itself. For each $j \neq 0$, let τ_j be the covering translation of X corresponding to $t_jt_0^{-1}$, and suppose $t_jt_0^{-1} \in H$. Then τ_j covers the identity on M . On the other hand $\tau_j(t_0) = t_j$, and so τ_j descends to M to send v_0 to $v_j \neq v_0$, a contradiction. Thus for all $j \neq 0$, we have $t_jt_0^{-1} \notin H$.

For each $j \neq 0$, conjugation by $t_jt_0^{-1}$ induces an automorphism $f_j: H \rightarrow H$. We claim that we may further subsequence so that none of the f_j are trivial. To see this, fix a nontrivial element $h \in H$ and suppose $(t_jt_0^{-1})h(t_0t_j^{-1}) = h$ for some $j \neq 0$. Let $\lambda = \ell_w(h)$. It follows from Lemma 2.2 that there is a constant Λ , depending only on δ and λ , so that any two freely homotopic edge loops in M with length no more than λ have Hausdorff distance bounded above by Λ . Let v_j^0 denote the vertex in M covered by $t_jt_0^{-1}$. As the v_j are assumed to exit the end b' , we may suppose that $d(v_e, v_j^0) > \Lambda + 2\lambda$ for all $j \neq 0$. Then because $t_jt_0^{-1}$ conjugates h to itself, the edge loop of M obtained by starting at v_e and spelling out the word h is freely homotopic to the edge path obtained by starting at v_j^0 and spelling out the word h . On the other hand, both these loops have length λ and thus Hausdorff distance strictly greater than Λ . We deduce from this contradiction that we may subsequence so that all automorphisms $f_j: S \rightarrow S$ are nontrivial.

A similar argument shows that we may further subsequence so that $j \neq k$ implies that $f_j \neq f_k$. These f_j therefore generate an infinite group of automorphisms of the surface group H . Such groups have torsion-free subgroups of finite index (cf. [Gro75]), and so we deduce that some $f = f_j$ has infinite order.

Let G' be the group

$$G' = \langle H, t \mid t^{-1}ht = f_*(h) \rangle$$

and let $M' = X/G'$. Then by a theorem of Stallings' [Sta62] M' is a surface bundle with fiber group H . As G' is hyperbolic, it follows from Thurston's classification of surface automorphisms [Thu86] that M' is the mapping torus of a pseudo-Anosov map and hence is hyperbolic. Because M' finitely covers N , Mostow rigidity [Mos67] implies that G is isomorphic to a subgroup of $\text{Isom}(\mathbf{H}^3)$, and so \mathbf{H}^3/G is a hyperbolic three-manifold N' . As N and N' are $K(\pi, 1)$'s they are homotopy equivalent. Thus by the theorem of Gabai, Meyerhoff, and N. Thurston [GMT03], N is hyperbolic. This completes the proof of Theorem 1.1.

REFERENCES

- [ABC⁺91] J. M. Alonso, T. Brady, D. Cooper, V. Ferlini, M. Lustig, M. Mihalik, M. Shapiro, and H. Short (editor). Notes on word hyperbolic groups. In E. Ghys, A. Haefliger, and A. Verjovsky, editors, *Group Theory from a Geometrical Viewpoint*, Proc. ICTP Trieste 1990, pages 3–63. World Scientific, 1991.
- [Ago04] I. Agol. Tameness of hyperbolic 3-manifolds, 2004. arXiv:math.GT/0405568.
- [Bar05] J. Barnard. Surface subgroups have short generators. Preprint, 2005.
- [BB05] J. Barnard and N. Brady. Distortion of surface groups in free-by-cyclic groups. Preprint, 2005.
- [Bon86] F. Bonahon. Bouts des varietes hyperboliques de dimension 3. *Ann. of Math. (2)*, 124:71–158, 1986.
- [Bon88] F. Bonahon. The geometry of Teichmüller space via geodesic currents. *Invent. Math.*, 92(1):139–162, 1988.
- [Bow91] B. Bowditch. Notes on Gromov's hyperbolicity criterion for path-metric spaces. In A. Verjovsky E. Ghys, A. Haefliger, editor, *Group Theory from a Geometrical Viewpoint*, Proc. ICTP Trieste 1990, pages 64–167. World Scientific, 1991.
- [Can89] R. D. Canary. *Hyperbolic structures on 3-manifolds with compressible boundary*. PhD thesis, Princeton Univ., 1989.
- [CB88] A. Casson and S. Bleiler. *Automorphisms of surfaces after Nielsen and Thurston*. Number 9 in London Math. Soc. Student Texts. Cambridge University Press, 1988.
- [CDP90] M. Coornaert, T. Delzant, and A. Papadopoulos. *Notes sur les Groupes Hyperboliques de Gromov*, volume 1441 of *Lecture Notes in Mathematics*. Springer Verlag, 1990.
- [CG04] D. Calegari and D. Gabai. Shrinkwrapping and the taming of hyperbolic 3-manifolds, 2004. arXiv:math.GT/0407161.
- [Cho04] S. Choi. Drilling cores of hyperbolic 3-manifolds to prove tameness, 2004. arXiv:math.GT/0410381.
- [FLP79] A. Fathi, F. Laudenbach, and V. Poénaru. Travaux de Thurston sur les surfaces. *Astérisque*, 66–67, 1979.
- [GdlH90] E. Ghys and P. de la Harpe. *Sur les groupes hyperboliques d'après Gromov*, volume 83 of *Progress in Mathematics*. Birkhäuser, Boston, MA, 1990.
- [GMT03] D. Gabai, G. R. Meyerhoff, and N. Thurston. Homotopy hyperbolic 3-manifolds are hyperbolic. *Ann. of Math. (2)*, 157:335–431, 2003.
- [Gro87] M. Gromov. Hyperbolic groups. In S. M. Gersten, editor, *Essays in Group Theory*, number 8 in M.S.R.I. Publ., pages 75–263. Springer Verlag, 1987.
- [Gro75] E. Grossman. On the residual finiteness of certain mapping class groups. *J. London Math. Soc. (2)*, 9:160–164, 1974/75.
- [Mar74] A. Marden. The geometry of finitely generated kleinian groups. *Ann. of Math.*, 99:383–462, 1974.
- [Mos67] G. D. Mostow. Quasi-conformal mappings in n -space and the rigidity of hyperbolic space forms. *IHES Publ. Math.*, 34:53–104, 1967.
- [Sta62] J. Stallings. On fibering certain 3-manifolds. In M. K. Fort, Jr., editor, *Topology of 3-Manifolds and related topics*, pages 95–100. Prentice-Hall, 1962.
- [Thu77] W. Thurston. The geometry and topology of three-manifolds, 1977. Princeton lecture notes.
- [Thu86] W. Thurston. Hyperbolic Structures on 3-manifolds, II: Surface groups and 3-manifolds which fiber over the circle, 1986. arXiv:math.GT/9801045.

DEPT. OF MATHEMATICS, UNIVERSITY OF OKLAHOMA, NORMAN, OK 73019
E-mail address: `jbarnard@math.ou.edu`