

The Symmetric Subset Problem in Continuous Ramsey Theory

Greg Martin^{*} and Kevin O'Bryant[†]

February 11, 2019

Abstract

A symmetric subset of the reals is one that remains invariant under some reflection $x \mapsto c - x$. Given $0 < \varepsilon \leq 1$, there exists a real number $\Delta(\varepsilon)$ with the following property: if $0 \leq \delta < \Delta(\varepsilon)$, then every subset of $[0, 1]$ with measure ε contains a symmetric subset with measure δ , while if $\delta > \Delta(\varepsilon)$, then there exists a subset of $[0, 1]$ with measure ε that does not contain a symmetric subset with measure δ . In this paper we establish upper and lower bounds for $\Delta(\varepsilon)$ of the same order of magnitude: for example, we prove that $\Delta(\varepsilon) = 2\varepsilon - 1$ for $\frac{11}{16} \leq \varepsilon \leq 1$ and that $0.59\varepsilon^2 < \Delta(\varepsilon) < 0.8\varepsilon^2$ for $0 < \varepsilon \leq \frac{11}{16}$.

This continuous problem is intimately connected with a corresponding discrete problem. A set S of integers is called a $B^*[g]$ set if for any given m there are at most g ordered pairs $(s_1, s_2) \in S \times S$ with $s_1 + s_2 = m$; in the case $g = 2$, these are better known as Sidon sets. Our lower bound on $\Delta(\varepsilon)$ implies that every $B^*[g]$ set contained in $\{1, 2, \dots, n\}$ has cardinality less than $1.30036\sqrt{gn}$. This improves a result of Green for $g \geq 30$. Conversely, we use a probabilistic construction of $B^*[g]$ sets to establish an upper bound on $\Delta(\varepsilon)$ for small ε .

^{*}University of British Columbia, gerg@math.ubc.ca, supported in part by grants from the Natural Sciences and Engineering Research Council.

[†]University of California at San Diego, kevin@member.ams.org, supported by NSF grant DMS-0202460.

Contents

1	Introduction	3
2	Lower Bounds for $\Delta(\varepsilon)$	6
2.1	Easy Bounds for $\Delta(\varepsilon)$	6
2.2	Notation	8
2.3	The Basic Argument	10
2.4	The Main Bound	14
2.5	Some Useful Inequalities	16
2.6	The Full Bound	17
2.7	The Kernel Problem	18
2.8	A Lower Bound for $\Delta(\varepsilon)$ around $\varepsilon = \frac{1}{2}$	23
3	Upper Bounds for $\Delta(\varepsilon)$	25
3.1	Inequalities Relating $\Delta(\varepsilon)$ and $R(g, n)$	25
3.2	Probabilistic Constructions of $B^*[g] \pmod n$ Sets	27
3.3	Probabilistic Constructions of $B^*[g]$ Sets	29
3.4	Deriving the upper bounds	31
4	Some Remaining Questions	33
4.1	Properties of the Function $\Delta(\varepsilon)$	33
4.2	Artifacts of our Proof	34
4.3	The Analogous Problem for Other Sets	34

1 Introduction

A set $C \subseteq \mathbb{R}$ is *symmetric* if there exists a number c (the center of C) such that $c + x \in C$ if and only if $c - x \in C$. Given a set $A \subseteq [0, 1)$ of positive measure, is there necessarily a symmetric subset $C \subseteq A$ of positive measure? The main topic of this paper is to determine how large, in terms of the Lebesgue measure of A , one may take the symmetric set C . In other words, for each $\varepsilon > 0$ we are interested in

$$\Delta(\varepsilon) := \sup \left\{ \delta : \begin{array}{l} \text{every measurable subset of } [0, 1) \text{ with measure } \varepsilon \\ \text{contains a symmetric subset with measure } \delta \end{array} \right\}. \quad (1)$$

It is not immediately obvious, although it turns out to be true, that $\Delta(\varepsilon) > 0$.

We have dubbed this sort of question “continuous Ramsey theory”, and we direct the reader to later in this section for problems with a similar flavor; some of these have appeared in the literature and some are given here for the first time.

We determine a lower bound for $\Delta(\varepsilon)$ using tools and methods from harmonic analysis, some of which were spurred by ideas from nonstandard analysis and the theory of wavelets. We also construct sets without large symmetric subsets using results from probabilistic number theory. These two lines of attack complement each other, and our bounds on $\Delta(\varepsilon)$ yield new results in additive number theory as well.

Our first theorem states some fundamental properties of the function $\Delta(\varepsilon)$.

Theorem 1.1. *The function $\Delta(\varepsilon)$ is continuous and, in fact, satisfies the Lipschitz condition*

$$|\Delta(x) - \Delta(y)| \leq 2|x - y|$$

for all $x, y \in (0, 1]$. Furthermore, the function $\frac{\Delta(\varepsilon)}{\varepsilon^2}$ is increasing on $(0, 1]$, and hence $\lim_{\varepsilon \rightarrow 0^+} \frac{\Delta(\varepsilon)}{\varepsilon^2}$ exists.

We turn now to stating our quantitative bounds for $\Delta(\varepsilon)$. The lower bound $\Delta(\varepsilon) \geq \frac{1}{2}\varepsilon^2$, which we call the trivial lower bound on $\Delta(\varepsilon)$ (see Lemma 2.2 below), is not so far from the best we can derive. In fact, the bulk of this paper is devoted to improving the constant in this lower bound from $\frac{1}{2}$ to 0.591389. Moreover, we are able to establish a complementary upper bound for $\Delta(\varepsilon)$ using results on an analogous problem in combinatorial number theory.

Figure 1 shows the precise upper and lower bounds we obtain for $\Delta(\varepsilon)/\varepsilon^2$ as functions of ε , which we present as Theorem 1.2.

Theorem 1.2. *We have:*

- i. $\Delta(\varepsilon) = 2\varepsilon - 1$ for $\frac{11}{16} \leq \varepsilon \leq 1$, and $\Delta(\varepsilon) \geq 2\varepsilon - 1$ for $\frac{1}{2} \leq \varepsilon \leq \frac{11}{16}$;
- ii. $\Delta(\varepsilon) \geq 0.591389\varepsilon^2$ for all $0 < \varepsilon \leq 1$;
- iii. $\Delta(\varepsilon) \geq 0.5546\varepsilon^2 + 0.088079\varepsilon^3$ for all $0 < \varepsilon \leq 1$;
- iv. $\Delta(\varepsilon) \leq \frac{96}{121}\varepsilon^2 < 0.79339\varepsilon^2$ for $0 < \varepsilon \leq \frac{11}{16}$;
- v. $\Delta(\varepsilon) \leq \frac{\pi\varepsilon^2}{(1+\sqrt{1-\varepsilon})^2} = \frac{\pi}{4}\varepsilon^2 + O(\varepsilon^3)$ for all $0 < \varepsilon \leq 1$.

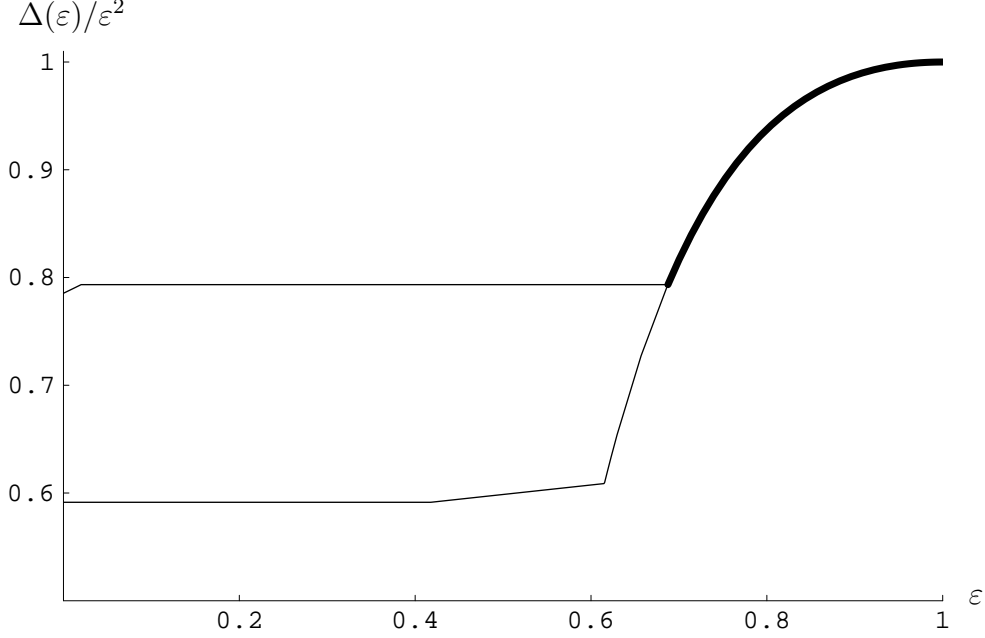


Figure 1: Upper and Lower Bounds for $\Delta(\varepsilon)/\varepsilon^2$

Note that $\frac{\pi}{4} < 0.7854$. The upper bound in part (v) of the theorem is superior to the one in part (iv) in the range $0 < \varepsilon < \frac{11}{96}(8\sqrt{6\pi} - 11\pi) \doteq 0.0201$. The five parts of the theorem are proved separately in Proposition 3.10, Proposition 2.15, Proposition 2.18, Corollary 3.13, and Proposition 3.14, respectively.

Schinzel and Schmidt [SS02] consider the problem of bounding

$$B := \sup_f \frac{\|f * f\|_1}{\|f * f\|_\infty},$$

where the supremum is taken over all nonnegative functions supported on $[0, 1]$. They showed that $4/\pi \leq B < 1.7373$; The proof of Theorem 1.2(ii) improves the value 1.7373 to 1.691.

Perhaps surprisingly, the upper bounds given in Theorem 1.2(iv)–(v) are derived from number-theoretic considerations. A set S of integers is called a $B^*[g]$ set if for any given m there are at most g ordered pairs $(s_1, s_2) \in S \times S$ with $s_1 + s_2 = m$. We shall use constructions of large $B^*[g]$ sets to derive upper bounds on $\Delta(\varepsilon)$ in Section 3.4. Conversely, our bounds on $\Delta(\varepsilon)$ improve the best known upper bounds on the size of $B^*[g]$ sets for large g , as we show in [MOb]. See the article [OBr04] of the second author for a survey of $B^*[g]$ sets.

We note that the difficulty of determining $\Delta(\varepsilon)$ is in stark contrast to the analogous problem where we consider subsets of the circle $\mathbb{T} := \mathbb{R}/\mathbb{Z}$ instead of subsets of the interval $[0, 1]$. In this analogous setting, we completely determine the corresponding function $\Delta_{\mathbb{T}}(\varepsilon)$; in fact, we show (Corollary 3.7) that $\Delta_{\mathbb{T}}(\varepsilon) = \varepsilon^2$ for all $0 < \varepsilon \leq 1$. As it turns out, the methods that allow the proof of the upper bound $\Delta_{\mathbb{T}}(\varepsilon) \leq \varepsilon^2$, namely constructions of large $B^*[g]$ sets in $\mathbb{Z}/N\mathbb{Z}$, are also helpful to us

in constructing the large $B^*[g]$ sets themselves.

We remark briefly on the phrase “continuous Ramsey theory”. A “coloring Ramsey theorem” has the form:

Given some fundamental set colored with a finite number of colors, there exists a highly structured monochromatic subset.

The prototypical example is Ramsey’s Theorem itself: However one colors the edges of the complete graph K_n with r colors, there is a monochromatic complete subgraph on t vertices, provided that n is sufficiently large in terms of r and t . Another example is van der Waerden’s Theorem: However one colors the integers $\{1, 2, \dots, n\}$ with r colors, there is a monochromatic arithmetic progression with t terms, provided that n is sufficiently large in terms of r and t .

In many cases, the coloring aspect of a Ramsey-type theorem is a ruse and one may prove a stronger statement with the form:

Given some fundamental set R , any large subset of R contains a highly structured subset.

Such a result is called a “density Ramsey theorem.” For example, van der Waerden’s Theorem is a special case of the density Ramsey theorem of Szemerédi: Every subset of $\{1, 2, \dots, n\}$ with cardinality at least $n\delta$ contains a t -term arithmetic progression, provided that n is sufficiently large in terms of δ and t .

Ramsey theory is the study of such theorems on different types of structures. By “continuous Ramsey theory” we refer to Ramsey-type problems on continuous measure spaces. In particular, this paper is concerned with a density-Ramsey problem on the structure $[0, 1) \subseteq \mathbb{R}$ with Lebesgue measure. The type of substructure we focus on is a symmetric subset.

Other appearances of continuous Ramsey theory in the literature are in the work of Świerczkowski [Świ58] (see also [Guy94, problem C17]), Banach, Verbitsky, and Vorobets [BVV00], Schinzel and Schmidt [SS02], and Chung, Erdős, and Graham [CEG]. In all cases, there is an analogous discrete Ramsey theory problem. However, see Chung, Erdős, and Graham [CEG] for an interesting example where the quantities involved in the discrete setting do not tend in the limit to the analogous quantity in the continuous setting.

2 Lower Bounds for $\Delta(\varepsilon)$

Section 2.1 gives easy bounds. Section 2.2 below makes explicit the connection between $\Delta(\varepsilon)$ and harmonic analysis. Section 2.3 gives a simple, but quite good, lower bound on $\Delta(\varepsilon)$. In Section 2.4, we give a more general form of the argument of Section 2.3. Using an analytic inequality established in Section 2.5, we investigate in Section 2.6 the connection between $\|f * f\|_\infty$ and the Fourier coefficients of f , which, when combined with the results of Section 2.3, allows us to show that $\Delta(\varepsilon) \geq 0.591389\varepsilon^2$. The bound given in Section 2.3 and improved in Section 2.6 depends on a kernel function with certain properties; in Section 2.7 we discuss how we chose our kernel. In Section 2.8, we use a different approach to derive a lower bound on $\Delta(\varepsilon)$ which is superior for $\frac{3}{8} < \varepsilon < \frac{5}{8}$.

2.1 Easy Bounds for $\Delta(\varepsilon)$

We now turn our attention to the investigation of the function $\Delta(\varepsilon)$ defined in Eq. (3). In this section we establish several simple lemmas describing basic properties of Δ .

Let λ denote Lebesgue measure on \mathbb{R} . We find the following equivalent definition of $\Delta(\varepsilon)$ easier to work with than the definition given in Eq. (1): if we define

$$D(A) := \sup\{\lambda(C) : C \subseteq A, C \text{ is symmetric}\}, \quad (2)$$

then

$$\Delta(\varepsilon) := \inf\{D(A) : A \subseteq [0, 1), \lambda(A) = \varepsilon\}. \quad (3)$$

Lemma 2.1. $\Delta(\varepsilon) \geq 2\varepsilon - 1$ for all $0 \leq \varepsilon \leq 1$.

Proof. For $A \subseteq [0, 1)$, the centrally symmetric set $A \cap (1 - A)$ has measure equal to

$$\lambda(A) + \lambda(1 - A) - \lambda(A \cup (1 - A)) = 2\lambda(A) - \lambda(A \cup (1 - A)) \geq 2\lambda(A) - 1.$$

Therefore $D(A) \geq 2\lambda(A) - 1$ from the definition (2) of the function D . Taking the infimum over all subsets A of $[0, 1)$ with measure ε , this becomes $\Delta(\varepsilon) \geq 2\varepsilon - 1$ as claimed. \blacksquare

While this bound may seem obvious, it is in many situations the state of the art. As we show in Proposition 3.10 below, $\Delta(\varepsilon)$ actually equals $2\varepsilon - 1$ for $\frac{11}{16} \leq \varepsilon \leq 1$; and $\Delta(\varepsilon) \geq 2\varepsilon - 1$ is the best lower bound of which we are aware in the range $0.61522 \leq \varepsilon < \frac{11}{16} = 0.6875$.

One is tempted to try to sharpen the bound $\Delta(\varepsilon) \geq 2\varepsilon - 1$ by considering the symmetric subsets with center $1/3$, $1/2$, or $2/3$, for example, instead of merely $1/2$. Unfortunately, it can be shown that given any $\varepsilon \geq \frac{1}{2}$ and any finite set $\{c_1, c_2, \dots, c_n\}$, one can construct a sequence S_k of sets, each with measure ε , that satisfies

$$\lim_{k \rightarrow \infty} \left(\max_{1 \leq i \leq n} \{\lambda(S_k \cap (2c_i - S_k))\} \right) = 2\varepsilon - 1.$$

Thus, no improvement is possible with this sort of argument.

Lemma 2.2 (Trivial Lower Bound). $\Delta(\varepsilon) \geq \frac{1}{2}\varepsilon^2$ for all $0 \leq \varepsilon \leq 1$.

Proof. Given a subset A of $[0, 1)$ of measure ε , let $A(x)$ denote the indicator function of A , so that the integral of $A(x)$ over any interval containing $[0, 1)$ equals ε . If we define $f(c) := \int_{-\infty}^{\infty} A(x)A(2c-x) dx$, then $f(c)$ is the measure of the largest symmetric subset of A with center c , and we seek to maximize $f(c)$. But f is clearly supported on $[0, 1)$, and so

$$\begin{aligned} D(A) = \max_c f(c) &\geq \int_0^1 f(c) dc = \int_{-\infty}^{\infty} \int_0^1 A(x)A(2c-x) dc dx \\ &= \int_{-\infty}^{\infty} A(x) \left(\frac{1}{2} \int_{-x}^{2-x} A(w) dw \right) dx = \frac{1}{2}\varepsilon^2. \end{aligned}$$

Since A was an arbitrary subset of $[0, 1)$ of measure ε , we have shown that $\Delta(\varepsilon) \geq \frac{1}{2}\varepsilon^2$. ■

Lemma 2.3. $\Delta(\varepsilon) \leq \frac{\Delta(x)}{x}\varepsilon$ for all $0 \leq \varepsilon \leq x \leq 1$. In particular, $\Delta(\varepsilon) \leq \varepsilon$.

Proof. If $tA := \{ta : a \in A\}$ is a scaled copy of a set A , then clearly $D(tA) = tD(A)$. Applying this with any set $A \subseteq [0, 1)$ of measure x and with $t = \frac{\varepsilon}{x} \leq 1$, we see that $\frac{\varepsilon}{x}A$ is a subset of $[0, 1)$ with measure ε , and so by the definition of Δ we have $\Delta(\varepsilon) \leq D(\frac{\varepsilon}{x}A) = \frac{\varepsilon}{x}D(A)$. Taking the infimum over all sets $A \subseteq [0, 1)$ of measure x , we conclude that $\Delta(\varepsilon) \leq \frac{\varepsilon}{x}\Delta(x)$. The second assertion of the lemma is obvious, and indeed it follows from the first assertion in light of the trivial value $\Delta(1) = 1$. ■

It is obvious from the definition of Δ that $\Delta(\varepsilon)$ is an increasing function; Lemma 2.3 shows that $\frac{\Delta(\varepsilon)}{\varepsilon}$ is also an increasing function. Later in this paper (see Proposition 3.11), we will show that in fact even $\frac{\Delta(\varepsilon)}{\varepsilon^2}$ is an increasing function.

Let

$$S \diamond T := (S \setminus T) \cup (T \setminus S)$$

denote the symmetric difference of S and T . (While this operation is more commonly denoted with a triangle rather than with a diamond, we would rather avoid any potential confusion with the function Δ featured prominently in this paper.)

Lemma 2.4. If S and T are two sets of real numbers, then $|D(S) - D(T)| \leq 2\lambda(S \diamond T)$.

Proof. Let E be any symmetric subset of S , and let c be the center of E , so that $E = 2c - E$. Define $F = E \cap T \cap (2c - T)$, which is a symmetric subset of T with center $2c$. We can write $\lambda(F)$ using the inclusion-exclusion formula

$$\begin{aligned} \lambda(F) &= \lambda(E) + \lambda(T) + \lambda(2c - T) \\ &\quad - \lambda(E \cup T) - \lambda(E \cup (2c - T)) - \lambda(T \cup (2c - T)) + \lambda(E \cup T \cup (2c - T)). \end{aligned}$$

Rearranging terms, and noting that $T \cup (2c - T) \subseteq E \cup T \cup (2c - T)$, we see that

$$\lambda(E) - \lambda(F) \leq -\lambda(T) - \lambda(2c - T) + \lambda(E \cup T) + \lambda(E \cup (2c - T))$$

Because reflecting a set in the point c does not change its measure, this is the same as

$$\begin{aligned}\lambda(E) - \lambda(F) &\leq -\lambda(T) - \lambda(T) + \lambda(E \cup T) + \lambda(E \cup (2c - T)) \\ &= -\lambda(T) - \lambda(T) + \lambda(E \cup T) + \lambda((2c - E) \cup T) \\ &= 2(\lambda(E \cup T) - \lambda(T)) \\ &\leq 2(\lambda(S \cup T) - \lambda(T)) = 2\lambda(S \setminus T) \leq 2\lambda(S \diamond T),\end{aligned}$$

Therefore, since F is a symmetric subset of T ,

$$\lambda(E) \leq \lambda(F) + 2\lambda(S \diamond T) \leq D(T) + 2\lambda(S \diamond T).$$

Taking the supremum over all symmetric subsets E of S , we conclude that $D(S) \leq D(T) + 2\lambda(S \diamond T)$. If we now exchange the roles of S and T , we see that the proof is complete. ■

Lemma 2.5. *The function Δ satisfies the Lipschitz condition $|\Delta(x) - \Delta(y)| \leq 2|x - y|$ for all x and y in $[0, 1]$. In particular, Δ is continuous.*

Proof. Without loss of generality assume $y < x$. In light of the monotonicity $\Delta(y) \leq \Delta(x)$, it suffices to show that $\Delta(y) \geq \Delta(x) - 2(x - y)$. Let $S \subseteq [0, 1]$ have measure y . Choose any set $R \subseteq [0, 1] \setminus S$ with measure $x - y$, and set $T = S \cup R$. Then $S \diamond T = R$, and so by Lemma 2.4, $D(T) - D(S) \leq 2\lambda(R) = 2(x - y)$. Therefore $D(S) \geq D(T) - 2(x - y) \geq \Delta(x) - 2(x - y)$ by the definition of Δ . Taking the infimum over all sets $S \subseteq [0, 1]$ of measure y yields $\Delta(y) \geq \Delta(x) - 2(x - y)$ as desired. ■

2.2 Notation

There are many ways to define the basic objects of Fourier analysis; we follow [Fol84]. Unless specifically noted otherwise, all integrals are over the circle group $\mathbb{T} := \mathbb{R}/\mathbb{Z}$; for example, L^1 denotes the class of functions f for which $\int_{\mathbb{T}} |f(x)| dx$ is finite. For each integer j , we define $\hat{f}(j) := \int f(x) e^{-2\pi i j x} dx$, so that for any function $f \in L^1$, we have $f(x) = \sum_{j=-\infty}^{\infty} \hat{f}(j) e^{2\pi i j x}$ almost everywhere. We define the convolution $f * g(c) := \int f(x) g(c - x) dx$, and we note that $\widehat{f * g}(j) = \hat{f}(j) \hat{g}(j)$ for every integer j ; in particular, $\widehat{f * f}(j) = \hat{f}(j)^2$.

We define the usual L^p norms

$$\|f\|_p := \left(\int |f(x)|^p dx \right)^{1/p}$$

and

$$\|f\|_{\infty} := \lim_{p \rightarrow \infty} \|f\|_p = \sup \{y : \lambda(\{x : |f(x)| > y\}) > 0\}.$$

With these definitions, Hölder's Inequality is valid: if p and q are conjugate exponents—that is, $\frac{1}{p} + \frac{1}{q} = 1$ —then $\|fg\|_1 \leq \|f\|_p \|g\|_q$. We also note that $\|f * g\|_1 = \|f\|_1 \|g\|_1$ when f and g are nonnegative functions; in particular, $\|f * f\|_1 = \|f\|_1^2 =$

$\hat{f}(0)^2$. We shall also employ the ℓ^p norms for bi-infinite sequences: if $a = \{a_j\}_{j \in \mathbb{Z}}$, then $\|a\|_p := (\sum_{j \in \mathbb{Z}} |a_j|^p)^{1/p}$ and $\|a\|_\infty := \lim_{p \rightarrow \infty} \|a\|_p = \sup_{j \in \mathbb{Z}} |a_j|$. Although we use the same notation for the L^p and ℓ^p norms, no confusion should arise, as the object inside the norm symbol will either be a function on \mathbb{T} or its sequence of Fourier coefficients. With this notation, we recall Parseval's identity

$$\int f(x)g(x) dx = \sum \hat{f}(j)\hat{g}(-j)$$

(assuming the integral and sum both converge); in particular, if $f = g$ is real-valued (so that $\hat{f}(-j)$ is the conjugate of $\hat{f}(j)$ for all j), this becomes $\|f\|_2 = \|\hat{f}\|_2$. The Hausdorff-Young inequality, $\|\hat{f}\|_q \leq \|f\|_p$ whenever p and q are conjugate exponents with $1 \leq p \leq 2 \leq q \leq \infty$, can be thought of as a generalization of this latter version of Parseval's identity. We also require the definition

$${}_m\|a\|_p = \left(\sum_{|j| \geq m} |a(j)|^p \right)^{1/p} \quad (4)$$

for any sequence $a = \{a_j\}_{j \in \mathbb{Z}}$, so that ${}_0\|a\|_p = \|a\|_p$, for example.

We note that for any fixed sequence $a = \{a_j\}_{j \in \mathbb{Z}}$, the ℓ^p -norm $\|a\|_p$ is a decreasing function of p . To see this, suppose that $1 \leq p \leq q < \infty$ and $a \in \ell^p$. Then $|a_j| \leq \|a\|_p$ for all $j \in \mathbb{Z}$, whence $|a_j|^{q-p} \leq \|a\|_p^{q-p}$ (since $q - p \geq 0$) and so $|a_j|^q \leq \|a\|_p^{q-p} |a_j|^p$. Summing both sides over all $j \in \mathbb{Z}$ yields $\|a\|_q^q \leq \|a\|_p^{q-p} \|a\|_p^p = \|a\|_p^q$, and taking q th roots gives the desired inequality $\|a\|_q \leq \|a\|_p$.

Finally, we define a “pdf”, short for “probability density function”, to be a non-negative function in L^2 whose L^1 -norm (which is necessarily finite, since \mathbb{T} is a finite measure space) equals 1. Also, we single out a special type of pdf called an “nif”, short for “normalized indicator function”, which is a pdf that only takes one nonzero value, that value necessarily being the reciprocal of the measure of the support of the function. (We exclude the possibility that an nif takes the value 0 almost everywhere.) Specifically, we define for each $E \subseteq \mathbb{T}$ the nif

$$f_E(x) := \begin{cases} \lambda(E)^{-1} & x \in E, \\ 0 & x \notin E. \end{cases}$$

Note that if f is a pdf, then $1 = \hat{f}(0) = \hat{f}(0)^2 = \|f\|_1^2 = \|f * f\|_1$.

We are now ready to reformulate the function $\Delta(\varepsilon)$ in terms of this notation.

Lemma 2.6. *We have*

$$\frac{1}{2}\varepsilon^2 \inf_g \|g * g\|_\infty \leq \frac{1}{2}\varepsilon^2 \inf_f \|f * f\|_\infty = \Delta(\varepsilon),$$

the first infimum being taken over all pdfs g that are supported on $[-\frac{1}{4}, \frac{1}{4}]$, and the second infimum being taken over all nifs f whose support is a subset of $[-\frac{1}{4}, \frac{1}{4}]$ of measure $\frac{\varepsilon}{2}$.

Proof. The inequality is trivial, since every nif is a pdf; it remains to prove the equality.

For each measurable $A \subseteq [0, 1)$, define $E_A := \{\frac{1}{2}(a - \frac{1}{2}) : a \in A\} \subseteq [-\frac{1}{4}, \frac{1}{4}]$. The sets A and E_A differ only by translation and scaling, so that $\lambda(A) = 2\lambda(E_A)$ and $D(A) = 2D(E_A)$. Thus

$$\begin{aligned} \Delta(\varepsilon) &:= \inf\{D(A) : A \subseteq [0, 1), \lambda(A) = \varepsilon\} \\ &= \varepsilon^2 \inf\left\{\frac{D(A)}{\lambda(A)^2} : A \subseteq [0, 1), \lambda(A) = \varepsilon\right\} \\ &= \varepsilon^2 \inf\left\{\frac{2D(E_A)}{(2\lambda(E_A))^2} : A \subseteq [0, 1), \lambda(A) = \varepsilon\right\} \\ &= \frac{1}{2}\varepsilon^2 \inf\left\{\frac{D(E)}{\lambda(E)^2} : E \subseteq [-\frac{1}{4}, \frac{1}{4}], \lambda(E) = \frac{\varepsilon}{2}\right\}. \end{aligned}$$

For each $E \subseteq [-\frac{1}{4}, \frac{1}{4}]$ with $\lambda(E) = \frac{\varepsilon}{2}$, the function $f_E(x)$ is an nif supported on a subset of $[-\frac{1}{4}, \frac{1}{4}]$ with measure $\frac{\varepsilon}{2}$, and it is clear that every such nif arises from some set E . Thus, it remains only to show that $\frac{D(E)}{\lambda(E)^2} = \|f_E * f_E\|_\infty$, i.e., that $D(E) = \lambda(E)^2 \|f_E * f_E\|_\infty$.

Fix $E \subseteq [-\frac{1}{4}, \frac{1}{4}]$, and let $E(x)$ be the indicator function of E . Note that $f_E(x) = \lambda(E)^{-1}E(x)$. The maximal symmetric subset of E with center c is $E \cap (2c - E)$, and this has measure $\int E(x)E(2c - x) dx$. Thus

$$\begin{aligned} D(E) &:= \sup\{\lambda(C) : C \subseteq E, C \text{ is symmetric}\} \\ &= \sup_c \left(\int E(x)E(2c - x) dx \right) \\ &= \sup_c \left(\int \lambda(E)f_E(x)\lambda(E)f_E(2c - x) dx \right) \\ &= \lambda(E)^2 \sup_c \left(\int f_E(x)f_E(2c - x) dx \right) \\ &= \lambda(E)^2 \sup_c f_E * f_E(2c) \\ &= \lambda(E)^2 \|f_E * f_E\|_\infty, \end{aligned}$$

as desired. ■

The convolution in Lemma 2.6 may be taken over \mathbb{R} or over \mathbb{T} , the two settings being equivalent since $f * f$ is supported on an interval of length 1. In fact, the reason we scale f to be supported on an interval of length $1/2$ is so that we may replace convolution over \mathbb{R} , which is the natural place to study $\Delta(\varepsilon)$, with convolution over \mathbb{T} , which is the natural place to do harmonic analysis.

2.3 The Basic Argument

We begin the process of improving upon the trivial lower bound for $\Delta(\varepsilon)$ by stating a simple version of our method that illustrates the ideas and techniques involved.

Proposition 2.7. *Let K be any continuous function on \mathbb{T} satisfying $K(x) \geq 1$ when $x \in [-\frac{1}{4}, \frac{1}{4}]$, and let f be a pdf supported on $[-\frac{1}{4}, \frac{1}{4}]$. Then*

$$\|f * f\|_\infty \geq \|f * f\|_2^2 \geq \|\hat{K}\|_{4/3}^{-4}.$$

Proof. We have

$$1 = \int f(x) dx \leq \int f(x) K(x) dx = \sum_j \hat{f}(j) \hat{K}(-j)$$

by Parseval's identity. Hölder's Inequality now gives $1 \leq \|\hat{f}\|_4 \|\hat{K}\|_{4/3}$, which we restate as the inequality $\|\hat{K}\|_{4/3}^{-4} \leq \|\hat{f}\|_4^4$.

Now $\|\hat{f}\|_4^4 = \sum_j |\hat{f}(j)|^4 = \sum_j |\widehat{f * f}(j)|^2 = \|f * f\|_2^2$ by another application of Parseval's identity. Since $(f * f)^2 \leq \|f * f\|_\infty (f * f)$, integration yields $\|f * f\|_2^2 \leq \|f * f\|_\infty \|f * f\|_1 = \|f * f\|_\infty$. Combining the last three sentences, we see that $\|\hat{K}\|_{4/3}^{-4} \leq \|\hat{f}\|_4^4 = \|f * f\|_2^2 \leq \|f * f\|_\infty$ as claimed. ■

This reasonably simple theorem already allows us to give a nontrivial lower bound for $\Delta(\varepsilon)$. The step function

$$K_1(x) := \begin{cases} 1 & 0 \leq |x| \leq \frac{1}{4} \\ 1 - \frac{2\pi^4}{\pi^4 + 24\zeta(\frac{4}{3})^3(5 + 2^{4/3} - 2^{8/3})} & \frac{1}{4} < |x| \leq \frac{1}{2} \end{cases}$$

has $\|\hat{K}_1\|_{4/3}^{-4} = 1 + \frac{\pi^4}{8(2^{4/3} - 1)^3 \zeta(\frac{4}{3})^3} > 1.074$ (the elaborate constant used in the definition of K_1 was chosen to minimize $\|\hat{K}_1\|_{4/3}$); a careful reader may complain that K_1 is not continuous. The continuity condition is not essential, however, as we may approximate K_1 by a continuous function L with $\|L\|_{4/3}$ arbitrarily close to $\|K_1\|_{4/3}$.

Green [Gre01] used a discretization of the kernel function

$$K_2(x) := \begin{cases} 1 & 0 \leq |x| \leq \frac{1}{4} \\ 1 - \alpha + \alpha(40(2x - 1)^4 - \frac{3}{2}) & \frac{1}{4} < |x| \leq \frac{1}{2} \end{cases}$$

with a suitably chosen α to get $\|\hat{K}_2\|_{4/3}^{-4} > \frac{8}{7} > 1.142$. We get a slightly larger value of $\|\hat{K}\|_{4/3}^{-4}$ in Corollary 2.8 with a much more complicated kernel. See Section 2.7 for a discussion of how we came to find our kernel.

Corollary 2.8. *If f is a pdf supported on $[-\frac{1}{4}, \frac{1}{4}]$, then*

$$\|f * f\|_2^2 \geq 1.14915.$$

Consequently, $\Delta(\varepsilon) \geq 0.574575\varepsilon^2$ for all $0 \leq \varepsilon \leq 1$.

Proof. Set

$$K_3(x) := \begin{cases} 1 & 0 \leq |x| \leq \frac{1}{4}, \\ 0.6644 + 0.3356 \left(\frac{2}{\pi} \tan^{-1} \left(\frac{1-2x}{\sqrt{4x-1}} \right) \right)^{1.2015} & \frac{1}{4} \leq |x| \leq \frac{1}{2}. \end{cases} \quad (5)$$

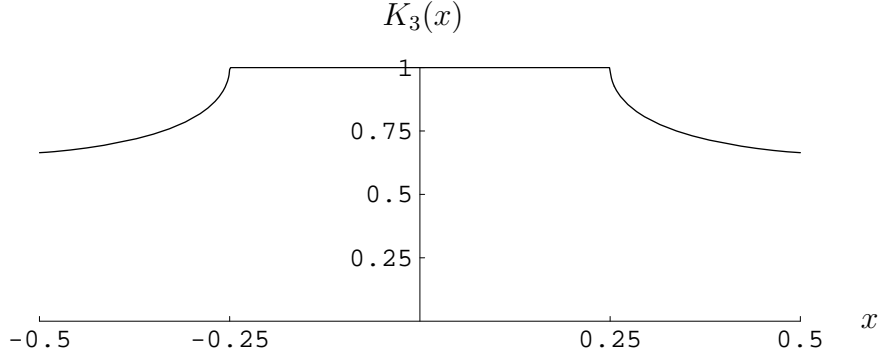


Figure 2: The function $K_3(x)$

$K_3(x)$ is pictured in Figure 2.

We do not know how to rigorously bound $\|\hat{K}_3\|_{4/3}$, but we can rigorously bound $\|\hat{K}_4\|_{4/3}$ where K_4 is a piecewise linear function ‘close’ to K_3 . Specifically, let $K_4(x)$ be the even piecewise linear function with corners at

$$(0, 1), \left(\frac{1}{4}, 1\right), \left(\frac{1}{4} + \frac{t}{4 \times 10^4}, K_3\left(\frac{1}{4} + \frac{t}{4 \times 10^4}\right)\right) \quad (t = 0, 1, \dots, 10^4).$$

We calculate (using Proposition 2.16 below) that $\|\hat{K}_4\|_{4/3} < 0.9658413$. Therefore, by Proposition 2.7 we have

$$\|f * f\|_2^2 \geq (0.9658413)^{-4} > 1.14915.$$

Using Lemma 2.6, we now have $\Delta(\varepsilon) > \frac{1}{2}\varepsilon^2(1.14915) > 0.574575\varepsilon^2$. ■

The constants in the definition (5) of $K_3(x)$ were numerically optimized to minimize $\|\hat{K}_4\|_{4/3}$ and otherwise have no special significance. The definition of $K_3(x)$ is certainly not obvious, and there are much simpler kernels that do give nontrivial bounds. In Section 2.7 below, we indicate the experiments that led to our choice.

We note that the function

$$b(x) := \begin{cases} \frac{4/\pi}{\sqrt{1-16x^2}}, & -1/4 < x < 1/4, \\ 0, & \text{otherwise} \end{cases}$$

has $\int b = 1$ and $\|b * b\|_2^2 < 1.14939$. Although b is not a pdf (it is not in L^2), it provides strong evidence that the bound on $\|f * f\|_2^2$ given in Corollary 2.8 is not far from best possible.

This bound on $\|f * f\|_2^2$ may be nearly correct, but the resulting bound on $\|f * f\|_\infty$ is not: we prove below that $\|f * f\|_\infty \geq 1.182778$, and believe that $\|f * f\|_\infty \geq \pi/2$. We have tried to improve the argument given in Proposition 2.7 in the following four ways:

1. Instead of considering the sum $\sum_j \hat{f}(j)\hat{K}(-j)$ as a whole, we separate the central terms from the tails and establish inequalities that depend upon the two

in distinct ways. This generalized form of the above argument is expounded in the next section. The success of this generalization relies on certain inequalities restricting the possible values of these central coefficients; establishing these restrictions is the goal of Sections 2.5 and 2.6. The final lower bound derived from these methods is given in Section 2.6.

2. We have searched for more advantageous kernel functions $K(x)$ for which we can compute $\|\hat{K}\|_{4/3}$ in an accurate way. A detailed discussion of our search for the best kernel functions is in Section 2.7.
3. The application of Parseval's identity can be replaced with the Hausdorff-Young inequality, which leads to the conclusion $\|f * f\|_\infty \geq \|\hat{K}\|_p^{-q}$, where $p \leq \frac{4}{3}$ and $q \geq 4$ are conjugate exponents. Numerically, the values $(p, q) = (\frac{4}{3}, 4)$ appear to be optimal. However, Beckner's sharpening [Bec75] of the Hausdorff-Young inequality leads to the stronger conclusion $\|f * f\|_\infty \geq C(q)\|\hat{K}\|_p^{-q}$ where $C(q) = \frac{q}{2}(1 - \frac{2}{q})^{q/2-1} = \frac{q}{2e} + O(1)$. We have not experimented to see whether a larger lower bound can be obtained from this stronger inequality by taking $q > 4$.
4. Notice that we used the inequality $\|g\|_2^2 \leq \|g\|_\infty \|g\|_1$ with the function $g = f * f$. This inequality is sharp exactly when the function g takes only one nonzero value (i.e., when g is a nif), but the convolution $f * f$ never behaves that way. Perhaps for these autoconvolutions, an analogous inequality with a stronger constant than 1 could be established. Unfortunately, we have not been able to realize any success with this idea, although we believe Conjecture 2.9 below. If true, Conjecture 2.9 implies the bound $\Delta(\varepsilon) \geq 0.651\varepsilon^2$.

Conjecture 2.9. *If f is a pdf supported on $[-\frac{1}{4}, \frac{1}{4}]$, then*

$$\frac{\|f * f\|_\infty}{\|f * f\|_2^2} \geq \frac{\pi}{\log 16},$$

with equality only if either $f(x)$ or $f(-x)$ equals $\sqrt{\frac{2}{4x+1}}$ on the interval $|x| \leq \frac{1}{4}$.

We remark that Proposition 2.7 can be extended from a twofold convolution in one dimension to an h -fold convolution in d dimensions.

Proposition 2.10. *Let K be any continuous function on \mathbb{T}^d satisfying $K(\bar{x}) \geq 1$ when $\bar{x} \in [-\frac{1}{2h}, \frac{1}{2h}]^d$, and let f be a pdf supported on $[-\frac{1}{2h}, \frac{1}{2h}]^d$. Then*

$$\|f^{*h}\|_\infty \geq \|f^{*h}\|_2^2 \geq \|\hat{K}\|_{2h/(2h-1)}^{-2h}.$$

Every subset of $[0, 1]^d$ with measure ε contains a symmetric subset with measure $(0.574575)^d \varepsilon^2$.

Proof. The proof proceeds as above, with the conjugate exponents $(\frac{2h}{2h-1}, 2h)$ in place of $(\frac{4}{3}, 4)$, and the kernel function $K(x_1, x_2, \dots, x_d) = K(x_1)K(x_2) \cdots K(x_d)$ in place of the kernel function $K(x)$ defined in the proof of Corollary 2.8. The second assertion of the proposition follows on taking $h = 2$. ■

2.4 The Main Bound

We now present a more subtle version of Proposition 2.7. Recall that the notation $_n\|a\|_p$ was defined in Eq. (4). We also use $\Re z$ to denote the real part of the complex number z .

Proposition 2.11. *Let $m \geq 1$. Suppose that f is a pdf supported on $[-\frac{1}{4}, \frac{1}{4}]$ and that K is even, continuous, satisfies $K(x) = 1$ for $-\frac{1}{4} \leq x < \frac{1}{4}$, and $_m\|\hat{K}\|_{4/3} > 0$. Set $M := 1 - \hat{K}(0) - 2 \sum_{j=1}^{m-1} \hat{K}(j) \Re \hat{f}(j)$. Then*

$$\|f * f\|_2^2 = \sum_{j \in \mathbb{Z}} |\hat{f}(j)|^4 \geq 1 + \left(\frac{M}{_m\|\hat{K}\|_{4/3}} \right)^4 + 2 \sum_{j=1}^{m-1} |\Re \hat{f}(j)|^4. \quad (6)$$

Proof. The equality follows from Parseval's formula

$$\|f * f\|_2^2 = \sum_j |\widehat{f * f}(j)|^2 = \sum_j |\hat{f}(j)|^4.$$

As in the proof of Proposition 2.7, we have

$$1 = \int f(x) K(x) dx = \sum_j \hat{f}(j) \hat{K}(-j) = \sum_{|j| < m} \hat{f}(j) \hat{K}(-j) + \sum_{|j| \geq m} \hat{f}(j) \hat{K}(-j).$$

Since K is even, $\hat{K}(-j) = \hat{K}(j)$ is real, and since f is real valued, $\hat{f}(-j) = \overline{\hat{f}(j)}$. We have

$$1 = \hat{K}(0) + 2 \sum_{j=1}^{m-1} \hat{K}(j) \Re \hat{f}(j) + \sum_{|j| \geq m} \hat{f}(j) \hat{K}(j),$$

which we can also write as $M = \sum_{|j| \geq m} \hat{f}(j) \hat{K}(j)$. Taking absolute values and applying Hölder's inequality, we have

$$\begin{aligned} |M| &\leq \sum_{|j| \geq m} |\hat{f}(j) \hat{K}(j)| \\ &\leq \left(\sum_{|j| \geq m} |\hat{f}(j)|^4 \right)^{1/4} \left(\sum_{|j| \geq m} |\hat{K}(j)|^{4/3} \right)^{3/4} \\ &= \left(\sum_{|j| \geq m} |\hat{f}(j)|^4 \right)^{1/4} _m\|\hat{K}\|_{4/3}, \end{aligned}$$

which we recast in the form

$$\sum_{|j| \geq m} |\hat{f}(j)|^4 \geq \left(\frac{M}{_m\|\hat{K}\|_{4/3}} \right)^4.$$

We add $\sum_{|j| < m} |\hat{f}(j)|^4$ to both sides and observe that $\hat{f}(0) = 1$ and $|\hat{f}(j)| \geq |\Re \hat{f}(j)|$ to finish the proof of the inequality. \blacksquare

With $x_j := \Re \hat{f}(j)$, the bound of Proposition 2.11 becomes

$$1 + \left(\frac{1 - \hat{K}(0) - 2 \sum_{j=1}^{m-1} \hat{K}(j)x_j}{m \|\hat{K}\|_{4/3}} \right)^4 + 2 \sum_{j=1}^{m-1} x_j^4.$$

This is a quartic polynomial in the x_j , and consequently it is not difficult to minimize, giving an absolute lower bound on $\|f * f\|_2^2$. This minimum occurs at

$$x_j = \frac{(\hat{K}(j))^{1/3} \left(1 - \hat{K}(0) - 2 \sum_{i=1}^{j-1} \hat{K}(i)x_i \right)}{_j \|\hat{K}\|_{4/3}^{4/3}},$$

where $(\hat{K}(j))^{1/3}$ is the real cube root of $\hat{K}(j)$. A substitution and simplification of the resulting expression then yields

$$\min_{x_j \in \mathbb{R}} \left\{ 1 + \left(\frac{1 - \hat{K}(0) - 2 \sum_{j=1}^{m-1} \hat{K}(j)x_j}{m \|\hat{K}\|_{4/3}} \right)^4 + 2 \sum_{j=1}^{m-1} x_j^4 \right\} = 1 + \left(\frac{1 - \hat{K}(0)}{_1 \|\hat{K}\|_{4/3}} \right)^4,$$

which is nothing more than the bound that Proposition 2.11 gives with $m = 1$. Moreover,

$$1 + \left(\frac{1 - \hat{K}(0)}{_1 \|\hat{K}\|_{4/3}} \right)^4 = \sup_{0 \leq \alpha \leq 1} \|(\alpha + (1 - \alpha)K)^\wedge\|_{4/3}^{-4},$$

(the details of this calculation are given in Section 2.7) so that Proposition 2.11, by itself, does not give a different bound on $\|f * f\|_2^2$ than Proposition 2.7.

However, we shall obtain additional information on $\hat{f}(j)$ in terms of $\|f * f\|_\infty$ in Section 2.6 below, and this information can be combined with Proposition 2.11 to provide a stronger lower bound on $\|f * f\|_\infty$ than that given by Proposition 2.7.

Corollary 2.12. *Let f be a pdf supported on $[-\frac{1}{4}, \frac{1}{4}]$, and set $x_1 := \Re \hat{f}(1)$. Then*

$$\|f * f\|_2^2 \geq \sum_{j \in \mathbb{Z}} |\hat{f}(j)|^4 \geq 1 + 2x_1^4 + (1.53890149 - 2.26425375x_1)^4.$$

Proof. Set

$$K_5(x) = \begin{cases} 1 & |x| \leq \frac{1}{4}, \\ 1 - (1 - (4(\frac{1}{2} - x))^{1.61707})^{0.546335} & \frac{1}{4} < |x| \leq \frac{1}{2}. \end{cases}$$

Denote by $K_6(x)$ the even piecewise linear function with corners at

$$(0, 1), \left(\frac{1}{4}, 1 \right), \left(\frac{1}{4} + \frac{t}{4 \times 10^4}, K_5 \left(\frac{1}{4} + \frac{t}{4 \times 10^4} \right) \right) \quad (t = 1, \dots, 10^4).$$

We find (using Proposition 2.16) that $\hat{K}_6(0) \doteq 0.631932628$, $\hat{K}_6(1) \doteq 0.270776892$, and $_2 \|\hat{K}_6\|_{4/3} \doteq 0.239175395$. Apply Proposition 2.11 with $m = 2$ to finish the proof. ■

2.5 Some Useful Inequalities

Hardy, Littlewood, and Pólya [HLP88] call a function $u(x)$ *symmetric decreasing* if $u(x) = u(-x)$ and $u(x) \geq u(y)$ for all $0 \leq x \leq y$, and they call

$$f^{\text{sdr}}(x) := \inf \{y : \lambda(\{t : f(t) \geq y\}) \leq 2|x|\}$$

the *symmetric decreasing rearrangement* of f . For example, if f is the indicator function of a set with measure μ , then f^{sdr} is simply the indicator function of the interval $(-\frac{\mu}{2}, \frac{\mu}{2})$. Another example is any function f defined on an interval $[-a, a]$ and is periodic with period $\frac{2a}{n}$, where n is a positive integer, and that is symmetric decreasing on the subinterval $[-\frac{a}{n}, \frac{a}{n}]$; then $f^{\text{sdr}}(x) = f(\frac{x}{n})$ for all $x \in [-a, a]$. In particular, on the interval $[-\frac{1}{4}, \frac{1}{4}]$, we have $\cos^{\text{sdr}}(2\pi jx) = \cos(2\pi x)$ for any nonzero integer j . We shall need the following result [HLP88, Theorem 378]:

$$\int f(x)u(x) dx \leq \int f^{\text{sdr}}(x)u^{\text{sdr}}(x) dx.$$

We say that \bar{f} is *more focused than* f (and f is *less focused than* \bar{f}) if for all $z \in [0, \frac{1}{2}]$ and all $r \in \mathbb{T}$ we have

$$\int_{r-z}^{r+z} f \leq \int_{-z}^z \bar{f}.$$

For example, f^{sdr} is more focused than f . In fact, we introduce this terminology because it refines the notion of symmetric decreasing rearrangement in a way that is useful for us. To give another example, if f is a nonnegative function, set \bar{f} to be $\|f\|_\infty$ times the indicator function of the interval $[-\frac{1}{2\|f\|_\infty}, \frac{1}{2\|f\|_\infty}]$; then \bar{f} is more focused than f .

Lemma 2.13. *Let $u(x)$ be a symmetric decreasing function, and let h, \bar{h} be pdfs with \bar{h} more focused than h . Then for all $r \in \mathbb{T}$,*

$$\int h(x-r)u(x) dx \leq \int \bar{h}(x)u(x) dx.$$

Proof. Without loss of generality we may assume that $r = 0$, since if $\bar{h}(x)$ is more focused than $h(x)$, then it is also more focused than $h(x-r)$. Also, without loss of generality we may assume that h, \bar{h} are continuous and strictly positive on \mathbb{T} , since any nonnegative function in L^1 can be L^1 -approximated by such.

Define $H(z) = \int_{-z}^z h(t) dt$ and $\bar{H}(z) = \int_{-z}^z \bar{h}(t) dt$, so that $H(\frac{1}{2}) = \bar{H}(\frac{1}{2}) = 1$, and note that the more-focused hypothesis implies that $H(z) \leq \bar{H}(z)$ for all $z \in [0, \frac{1}{2}]$. Now h is continuous and strictly positive, which implies that H is differentiable and strictly increasing on $[0, \frac{1}{2}]$ since $H'(z) = h(z) + h(-z)$. Therefore H^{-1} exists as a function from $[0, 1]$ to $[0, \frac{1}{2}]$. Similar comments hold for \bar{H}^{-1} .

Since $H \leq \bar{H}$, we see that $\bar{H}^{-1}(s) \leq H^{-1}(s)$ for all $s \in [0, 1]$. Then, since $H^{-1}(s)$ and $\bar{H}^{-1}(s)$ are positive and u is decreasing for positive arguments, we conclude that $u(H^{-1}(s)) \leq u(\bar{H}^{-1}(s))$, and so

$$\int_0^1 u(H^{-1}(s)) ds \leq \int_0^1 u(\bar{H}^{-1}(s)) ds. \quad (7)$$

On the other hand, making the change of variables $s = H(t)$, we see that

$$\int_0^1 u(H^{-1}(s)) ds = \int_0^{H^{-1}(1)} u(t)H'(t) dt = \int_0^{1/2} u(t)(h(t) + h(-t)) dt = \int_{\mathbb{T}} u(t)h(t) dt$$

since u is symmetric. Similarly $\int_0^1 u(\bar{H}^{-1}(s)) ds = \int_{\mathbb{T}} u(t)\bar{h}(t) dt$, and so inequality (7) becomes $\int u(t)h(t) dt \leq \int u(t)\bar{h}(t) dt$ as desired. \blacksquare

2.6 The Full Bound

To use Proposition 2.11 to bound $\Delta(\varepsilon)$, we need to develop a better understanding of the central Fourier coefficients $\hat{f}(j)$ for small j . In particular, we wish to apply Proposition 2.11 with $m = 2$, i.e., we need to develop the connections between $\|f * f\|_\infty$ and the real part of the Fourier coefficient $\hat{f}(1)$.

We turn now to bounding $|\hat{f}(j)|$ in terms of $\|f * f\|_\infty$. The guiding principle is that if $f * f$ is very concentrated then $\|f * f\|_\infty$ will be large, and if $f * f$ is not very concentrated then $|\hat{f}(j)|$ will be small. Green [Gre01, Lemma 26] proves the following lemma in a discrete setting, but since we need a continuous version we include a complete proof.

Lemma 2.14. *Let f be a pdf supported on $[-\frac{1}{4}, \frac{1}{4}]$. For $j \neq 0$,*

$$|\hat{f}(j)|^2 \leq \frac{\|f * f\|_\infty}{\pi} \sin\left(\frac{\pi}{\|f * f\|_\infty}\right).$$

Proof. Let $f_1 : \mathbb{T} \rightarrow \mathbb{R}$ be defined by $f_1(x) := f(x - x_0)$, with x_0 chosen so that $\hat{f}_1(j)$ is real and positive (clearly $\hat{f}_1(j) = |\hat{f}(j)|$ and $\|f * f\|_\infty = \|f_1 * f_1\|_\infty$). Set $h(x)$ to be the symmetric decreasing rearrangement of $f_1 * f_1$, and $\bar{h}(x) := \|f * f\|_\infty I(x)$, where $I(x)$ is the indicator function of $[-\frac{1}{2\|f * f\|_\infty}, \frac{1}{2\|f * f\|_\infty}]$. We have

$$|\hat{f}(j)|^2 = \hat{f}_1(j)^2 = \widehat{f_1 * f_1}(j) = \int f_1 * f_1(x) \cos(2\pi jx) dx \leq \int h(x) \cos(2\pi x) dx$$

by the inequality (2.5). We now apply Lemma 2.13 to find

$$\begin{aligned} |\hat{f}(j)|^2 &\leq \int \bar{h}(x) \cos(2\pi x) dx \\ &= \int_{-1/(2\|f * f\|_\infty)}^{1/(2\|f * f\|_\infty)} \|f * f\|_\infty \cos(2\pi x) dx = \frac{\|f * f\|_\infty}{\pi} \sin\left(\frac{\pi}{\|f * f\|_\infty}\right). \end{aligned}$$

\blacksquare

With this technical result in hand, we can finally establish the lower bound on $\Delta(\varepsilon)$ given in Theorem 1.2(ii).

Proposition 2.15. $\Delta(\varepsilon) \geq 0.591389\varepsilon^2$ for all $0 \leq \varepsilon \leq 1$.

This gist of the proof of Proposition 2.15 is that if $\|f * f\|_\infty$ is small, then $\Re \hat{f}(1)$ is small by Lemma 2.14, and so $\|f * f\|_2^2$ is not very small by Corollary 2.12, whence $\|f * f\|_\infty$ is not small. If $\|f * f\|_\infty \leq 1.182778$, then we get a contradiction.

Proof. Let f be a pdf supported on $[-\frac{1}{4}, \frac{1}{4}]$, and assume that

$$\|f * f\|_\infty < 1.182778. \quad (8)$$

Set $x_1 := \Re \hat{f}(1)$. Since f is supported on $[-\frac{1}{4}, \frac{1}{4}]$, we see that $x_1 > 0$. By Lemma 2.14,

$$0 < x_1 < 0.4191447. \quad (9)$$

However, we already know from Corollary 2.12 that

$$\|f * f\|_\infty \geq \|f * f\|_2 \geq 1 + 2x_1^4 + (1.53890149 - 2.26425375x_1)^4. \quad (10)$$

Routine calculus shows that there are no simultaneous solutions to the inequalities (8), (9), and (10). Therefore $\|f * f\|_\infty \geq 1.182778$, whence Lemma 2.6 implies that $\Delta(\varepsilon) \geq 0.591389\varepsilon^2$. \blacksquare

2.7 The Kernel Problem

Let \mathbb{K} be the class of functions $K \in L^2$ satisfying $K(x) \geq 1$ on $[-\frac{1}{4}, \frac{1}{4}]$. Proposition 2.7 suggests the problem of computing

$$\inf_{K \in \mathbb{K}} \|\hat{K}\|_p = \inf_{K \in \mathbb{K}} \left(\sum_{j=-\infty}^{\infty} |\hat{K}(j)|^p \right)^{1/p}.$$

In Proposition 2.7 the case $p = \frac{4}{3}$ arose, but using the Hausdorff-Young inequality in place of Parseval's identity we are led to consider $1 < p \leq \frac{4}{3}$. Also, we assumed in Proposition 2.7 that K was continuous, but this assumption can be removed by taking the pointwise limit of continuous functions.

As similar problems occur in [CRT] and in [Gre01], we feel it is worthwhile to detail the thoughts and experiments that led to the kernel functions chosen in Corollaries 2.8 and 2.12.

Our first observation is that if $G \in \mathbb{K}$, then so is $K(x) := \frac{1}{2}(G(x) + G(-x))$, and since $|\hat{K}(j)| = |\Re \hat{G}(j)| \leq |\hat{G}(j)|$ we know that $\|\hat{K}\|_p \leq \|\hat{G}\|_p$. Thus, we may restrict our attention to the *even* functions in \mathbb{K} .

We also observe that $|\hat{K}(j)|$ decays more rapidly if many derivatives of K are continuous. This suggests that we should restrict our attention to continuous K , perhaps even to infinitely differentiable K . However, computations suggest that the best functions K are continuous but *not* differentiable at $x = \frac{1}{4}$ (see in particular Figure 3 below).

In the argument of Proposition 2.7 we used the inequality $\int f \leq \int fK$, which is an equality if we take K to be equal to 1 on $[-\frac{1}{4}, \frac{1}{4}]$, instead of merely at least 1. In light of this, we should not be surprised if the optimal functions in \mathbb{K} are exactly 1 on $[-\frac{1}{4}, \frac{1}{4}]$. This is supported by our computations.

Finally, we note that if $K_i \in \mathbb{K}$, and $\alpha_i > 0$ with $\sum_i \alpha_i = 1$, then $\sum_i \alpha_i K_i(x) \in \mathbb{K}$ also. This is particularly useful with $K_1(x) := 1$. Specifically, given any $K_2 \in \mathbb{K}$ with known $\|\hat{K}_2\|_p$ (we stipulate $\|K_2\|_1 = \hat{K}(0) \leq 1$ to avoid technicalities), we may easily compute the $\alpha \in [0, 1]$ for which $\|\hat{K}\|_p$ is minimized, where $K(x) := \alpha K_1(x) + (1 - \alpha)K_2(x)$. We have

$$\|\hat{K}\|_p^p = (\alpha + (1 - \alpha)\hat{K}_2(0))^p + (1 - \alpha)^p \|\hat{K}\|_p^p = (1 - (1 - \alpha)M)^p + (1 - \alpha)^p N, \quad (11)$$

where we have set $M := 1 - \hat{K}_2(0)$ and $N := \|\hat{K}\|_p^p$. Taking the derivative with respect to α , we obtain

$$p(1 - \alpha)^{p-1} \left(M \left(\frac{1}{1 - \alpha} - M \right)^{p-1} - N \right),$$

the only root of which is $\alpha = 1 - \frac{M^{q/p}}{M^q + N^{q/p}}$ (where $\frac{1}{p} + \frac{1}{q} = 1$). It is straightforward (albeit tedious) to check by substituting α into the second derivative of the expression (11) that this value of α yields a local maximum for $\|\hat{K}\|_p^p$. The maximum value attained is then calculated to equal $N(M^q + N^{q/p})^{1-p}$, which is easily computed from the known function K_2 .

Notice that when $p = \frac{4}{3}$ (so $q = 4$), applying Proposition 2.7 with our optimal function K yields

$$\|f * f\|_2^2 \geq \|\hat{K}\|_{4/3}^{-4} = \left(N(M^4 + N^3)^{-1/3} \right)^{-3} = \frac{M^4 + N^3}{N^3} = 1 + \frac{(1 - \hat{K}_2(0))^4}{\|\hat{K}\|_{4/3}^4},$$

whereupon we recover the conclusion of Proposition 2.11 with $m = 1$.

Haar wavelets provide a convenient basis for $L^2([-\frac{1}{2}, \frac{1}{2}])$. We have numerically optimized the coefficients in various spaces of potential kernel functions K spanned by short sums of Haar wavelets to minimize $\|K\|_{4/3}$ within those spaces. The resulting functions are shown in Figure 3. This picture justifies restricting our attention to continuous functions that are constant on $[-\frac{1}{4}, \frac{1}{4}]$, and also implies that the optimal kernels are non-differentiable at $\pm\frac{1}{4}$, indeed that their derivatives become unbounded near these points.

For computational reasons, we further restrict attention to the class of continuous piecewise-linear even functions whose vertices all have abscissae with a given denominator. Let $\zeta(s, a) := \sum_{k=0}^{\infty} (k + a)^{-s}$ denote the Hurwitz zeta function. If \mathbf{v} is a vector, define $\Lambda_p(\mathbf{v})$ to be the vector whose coordinates are the p th powers of the absolute values of the corresponding coordinates of \mathbf{v} .

Proposition 2.16. *Let T be a positive integer, n a nonnegative integer, and $p \geq 1$ a real number. For each integer $0 \leq t \leq T$, define $x_t := \frac{1}{4} + \frac{t}{4T}$, and let y_t be an arbitrary real number, except that $y_0 = 1$. Let $K(x)$ be the even function on \mathbb{T} that is linear on $[0, \frac{1}{4}]$ and on each of the intervals $[x_{t-1}, x_t]$ ($1 \leq t \leq T$), satisfying $K(0) = 1$ and $K(x_t) = y_t$ ($0 \leq t \leq T$). Then*

$$_n \|\hat{K}\|_p = (2\Lambda_p(\mathbf{dA}) \cdot \mathbf{z})^{1/p},$$

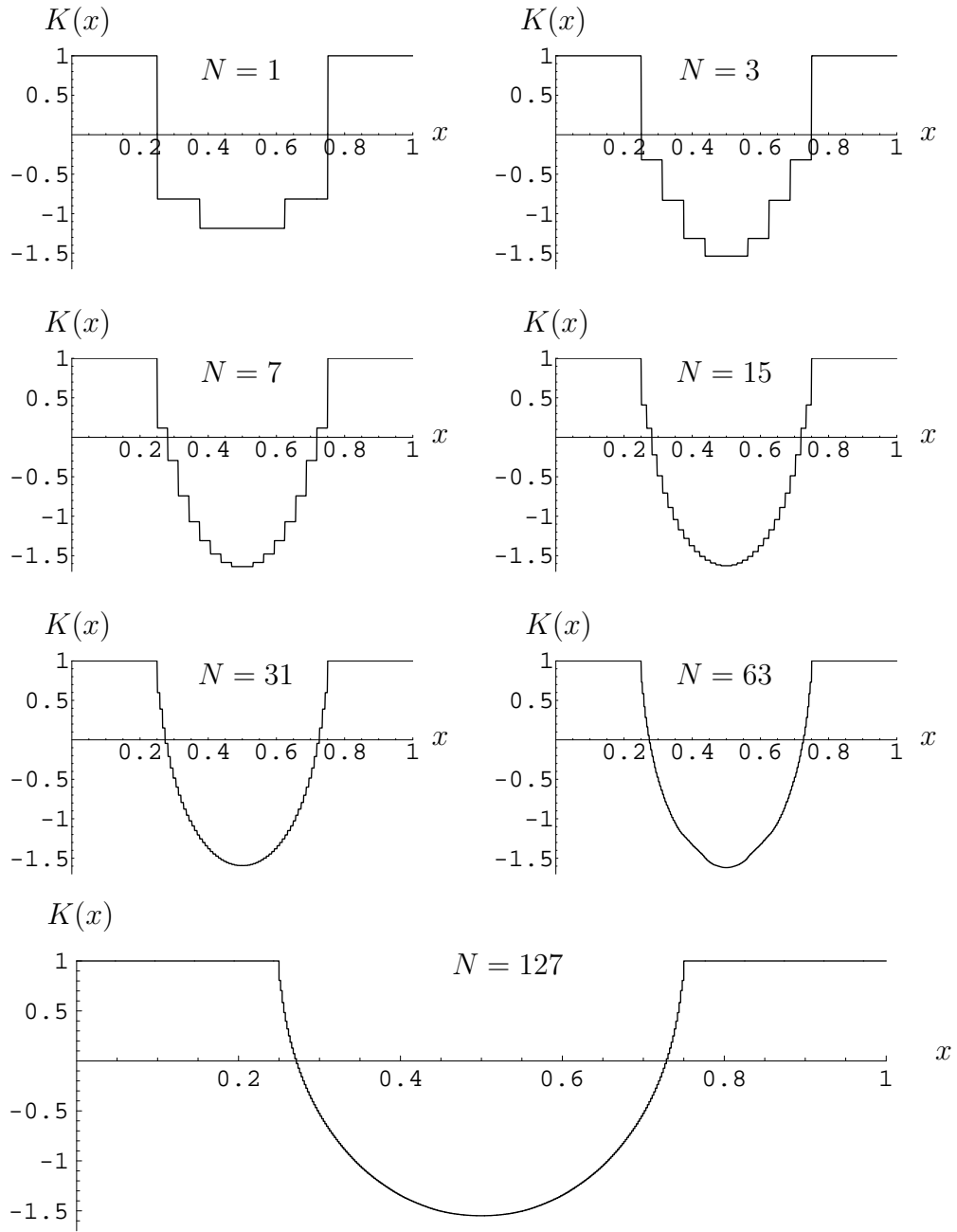


Figure 3: Optimal kernels generated by Haar wavelets

where \mathbf{d} is the T -dimensional vector $\mathbf{d} = (y_1 - y_0, y_2 - y_1, \dots, y_T - y_{T-1})$, A is the $T \times 4T$ matrix whose (t, k) -th component is

$$A_{tk} = \cos(2\pi(n + k - 1)x_t) - \cos(2\pi(n + k - 1)x_{t-1}),$$

and \mathbf{z} is the $4T$ -dimensional vector

$$\mathbf{z} = (8T\pi^2)^{-p} \left(\zeta(2p, \frac{j}{4T}), \zeta(2p, \frac{j+1}{4T}), \dots, \zeta(2p, \frac{j+4T-1}{4T}) \right).$$

Proof. Note that

$$\begin{aligned} \hat{K}(-j) &= \hat{K}(j) = \int_{-1/2}^{1/2} K(u) \cos(2\pi ju) du \\ &= 2 \int_0^{1/4} \cos(2\pi ju) du + 2 \sum_{t=1}^T \int_{x_{t-1}}^{x_t} (m_t u + b_t) \cos(2\pi ju) du, \end{aligned}$$

where m_t and b_t are the slope and y -intercept of the line going through (x_{t-1}, y_{t-1}) and (x_t, y_t) . If we define $C(j) := \frac{\pi^2 j^2}{2T} \hat{K}(j)$, then integrating by parts we have

$$\begin{aligned} C(j) &= \left(\frac{\pi^2 j^2}{T} \left(\frac{1}{2\pi j} \sin(2\pi ju) \Big|_0^{1/4} \right) + \frac{\pi^2 j^2}{T} \sum_{t=1}^T \left(\frac{m_t u + b_t}{2\pi j} \sin(2\pi ju) \Big|_{x_{t-1}}^{x_t} \right) \right) \\ &\quad + \left(\frac{\pi^2 j^2}{T} \sum_{t=1}^T \frac{m_t}{(2\pi j)^2} \cos(2\pi ju) \Big|_{x_{t-1}}^{x_t} \right). \quad (12) \end{aligned}$$

The first term of this expression is

$$\begin{aligned} &\frac{\pi j}{2T} \left(\sin\left(\pi \frac{j}{2}\right) + \sum_{t=1}^T ((m_t x_t + b_t) \sin(2\pi j x_t) - (m_t x_{t-1} + b_t) \sin(2\pi j x_{t-1})) \right) \\ &= \frac{\pi j}{2T} \left(\sin\left(\pi \frac{j}{2}\right) + \sum_{t=1}^T (m_t x_t + b_t) \sin(2\pi j x_t) - \sum_{t=0}^{T-1} (m_{t+1} x_t + b_{t+1}) \sin(2\pi j x_t) \right). \end{aligned}$$

Since $m_{t+1} x_t + b_{t+1} = y_t = m_t x_t + b_t$ and $x_0 = \frac{1}{4}$, $x_T = \frac{1}{2}$, this entire expression is a telescoping sum whose value is zero. Eq. (12) thus becomes

$$\begin{aligned} C(j) &= \frac{\pi^2 j^2}{T} \sum_{t=1}^T \frac{m_t}{(2\pi j)^2} \cos(2\pi ju) \Big|_{x_{t-1}}^{x_t} \\ &= \sum_{t=1}^T (y_t - y_{t-1}) (\cos(2\pi j x_t) - \cos(2\pi j x_{t-1})) \end{aligned} \quad (13)$$

using $m_t = \frac{y_t - y_{t-1}}{x_t - x_{t-1}} = 4T(y_t - y_{t-1})$. Each x_t is rational and can be written with denominator $4T$, so we see that the sequence of normalized Fourier coefficients $C(j)$ is periodic with period $4T$.

We proceed to compute $_n\|\hat{K}\|_p$ with n positive and $p \geq 1$.

$$\begin{aligned} \left(_n\|\hat{K}\|_p\right)^p &= \sum_{|j| \geq n} |\hat{K}(j)|^p = 2 \sum_{j=n}^{\infty} |\hat{K}(j)|^p = 2 \sum_{j=n}^{\infty} \left| C(j) \frac{2T}{\pi^2 j^2} \right|^p \\ &= 2 \left(\frac{2T}{\pi^2} \right)^p \sum_{j=n}^{\infty} \frac{|C(j)|^p}{j^{2p}}. \end{aligned}$$

Because of the periodicity of $C(j)$, we may write this as

$$\begin{aligned} \left(_n\|\hat{K}\|_p\right)^p &= 2 \left(\frac{2T}{\pi^2} \right)^p \left(\sum_{j=n}^{n+4T-1} |C(j)|^p \sum_{r=0}^{\infty} (4Tr + j)^{-2p} \right) \\ &= 2 \left(\frac{2T}{(4T)^2 \pi^2} \right)^p \left(\sum_{j=n}^{n+4T-1} |C(j)|^p \zeta\left(2p, \frac{j}{4T}\right) \right), \end{aligned} \quad (14)$$

which concludes the proof. ■

Proposition 2.16 is useful in two ways. The first is that only \mathbf{d} depends on the chosen values y_t . That is, the vector \mathbf{z} and the matrix A may be precomputed (assuming T is reasonably small), enabling us to compute $_n\|\hat{K}\|_p$ quickly enough as a function of \mathbf{d} to numerically optimize the y_t . The second use is through Eq. (14). For a given K , we set $y_t = K(x_t)$, whereupon $C(j)$ is computed for each j using the formula in Eq. (13). Thus we can use Eq. (14) to compute $_n\|\hat{K}_1\|_p$ with arbitrary accuracy, where K_1 is almost equal to K . We have found that with $T = 10000$ one can generally compute $_n\|\hat{K}_1\|_p$ quickly.

In performing these numerical optimizations, we have found that “good” kernels $K(x) \in \mathbb{K}$ have a very negative slope at $x = \frac{1}{4}^+$. See Figure 3, for example, where the “ $N = 2^j - 1$ ” picture denotes the step function K for which $\|\hat{K}\|_{4/3}$ is minimal among all step functions whose discontinuities all lie within the set $\frac{1}{2^{j+2}}\mathbb{Z}$.

Viewing graphs of these numerically optimized kernels suggests that functions of the form

$$K_{d_1, d_2}(x) = \begin{cases} 1 & |x| \leq \frac{1}{4}, \\ 1 - (1 - (4(\frac{1}{2} - x))^{d_1})^{d_2} & \frac{1}{4} < |x| \leq \frac{1}{2}, \end{cases}$$

which have slope $-\infty$ at $x = \frac{1}{4}^+$, may be very good. (Note that the graph of $K_{2, 1/2}(x)$ between $\frac{1}{4}$ and $\frac{3}{4}$ is the lower half of an ellipse.) More good candidates are functions of the form

$$K_{e_1, e_2, e_3}(x) = \begin{cases} 1 & |x| \leq \frac{1}{4}, \\ \left(\frac{2}{\pi} \tan^{-1} \left(\frac{(1-2x)^{e_1}}{(4x-1)^{e_2}} \right) \right)^{e_3} & \frac{1}{4} < |x| \leq \frac{1}{2}, \end{cases}$$

where e_1, e_2 , and e_3 are positive. We have used a function of the form K_{d_1, d_2} in the proof of Corollary 2.12 and a function of the form K_{e_1, e_2, e_3} in the proof of Corollary 2.8.

2.8 A Lower Bound for $\Delta(\varepsilon)$ around $\varepsilon = \frac{1}{2}$

We begin with a fundamental relationship between $\Re \hat{f}(1)$ and $\Re \hat{f}(2)$.

Lemma 2.17. *Let f be a pdf supported on $[-\frac{1}{4}, \frac{1}{4}]$. Then*

$$2(\Re \hat{f}(1))^2 - 1 \leq \Re \hat{f}(2) \leq 2(\Re \hat{f}(1)) - 1.$$

Proof. To prove the first inequality, set $L_b(x) = b \cos(2\pi x) - \cos(4\pi x)$ (with $b \geq 0$) and observe that for $-\frac{1}{4} \leq x \leq \frac{1}{4}$, we have $L_b(x) \leq 1 + \frac{b^2}{8}$. Thus

$$1 + \frac{b^2}{8} \geq \int f(x) L_b(x) dx = \sum_{j=-2}^2 \hat{f}(j) \hat{L}_b(-j) = b \Re \hat{f}(1) - \Re \hat{f}(2).$$

Rearranging, we arrive at $\Re \hat{f}(2) \geq b(\Re \hat{f}(1)) - 1 - \frac{b^2}{8}$. Setting $b = 4\Re \hat{f}(1)$, we find that $\Re \hat{f}(2) \geq 2(\Re \hat{f}(1))^2 - 1$.

As for the second inequality, since $L_2(x) := 2 \cos(2\pi x) - \cos(4\pi x)$ is at least 1 for $-\frac{1}{4} \leq x \leq \frac{1}{4}$, we have

$$1 \leq \int f(x) L_2(x) dx = \sum_{j=-2}^2 \hat{f}(j) \hat{L}_2(-j) = 2(\Re \hat{f}(1)) - \Re \hat{f}(2).$$

Rearranging, we arrive at $\Re \hat{f}(2) \leq 2(\Re \hat{f}(1)) - 1$. ■

From the inequality $\Re \hat{f}(2) \leq 2\Re \hat{f}(1) - 1$ (Lemma 2.17) one easily computes that $\max\{|\hat{f}(1)|, |\hat{f}(2)|\} \geq \frac{1}{3}$, and with Lemma 2.14 this gives

$$\frac{1}{9} \leq \frac{\|f * f\|_\infty}{\pi} \sin\left(\frac{\pi}{\|f * f\|_\infty}\right).$$

This yields $\|f * f\|_\infty \geq 1.11$, a non-trivial bound. If one assumes that f is an nif supported on a subset of $[-\frac{1}{4}, \frac{1}{4}]$ with large measure, then one can do much better than Lemma 2.17. The following proposition establishes the lower bound on $\Delta(\varepsilon)$ given in Theorem 1.2(iii).

Proposition 2.18. *Let f be an nif supported on a subset of $[-\frac{1}{4}, \frac{1}{4}]$ with measure $\varepsilon/2$. Then*

$$\|f * f\|_\infty \geq 1.1092 + 0.176158 \varepsilon$$

and consequently

$$\Delta(\varepsilon) \geq 0.5546\varepsilon^2 + 0.088079\varepsilon^3.$$

In particular, $\Delta(\frac{1}{2}) \geq 0.14966$.

Proof. For $\varepsilon \geq \frac{5}{8}$, this proposition is weaker than Lemma 2.1, and for $\varepsilon \leq \frac{3}{8}$ it is weaker than Proposition 2.15, so we restrict our attention to $\frac{3}{8} < \varepsilon < \frac{5}{8}$.

Let $b > -1$ be a parameter and set $L_b(x) := \cos(4\pi x) - b \cos(2\pi x)$. If we define $F := \max\{\Re \hat{f}(1), -\Re \hat{f}(2)\}$, then

$$\int f(x) L_b(x) dx = \Re \hat{f}(2) - b \Re \hat{f}(1) \geq -(b+1)F$$

on the one hand, and

$$\int f(x) L_b(x) dx \leq \int f^{\text{sdr}}(x) L_b^{\text{sdr}}(x) dx = \int_{-\varepsilon/4}^{\varepsilon/4} \frac{2}{\varepsilon} L_b^{\text{sdr}}(x) dx$$

on the other, where $L_b^{\text{sdr}}(x)$ is the symmetric decreasing rearrangement of $L_b(x)$ on the interval $[-\frac{1}{4}, \frac{1}{4}]$. Thus

$$F \geq \frac{-1}{b+1} \frac{2}{\varepsilon} \int_{-\varepsilon/4}^{\varepsilon/4} L_b^{\text{sdr}}(x) dx.$$

The right-hand side may be computed explicitly as a function of ε and b and then the value of b chosen in terms of ε to maximize the resulting expression. One finds that for $\varepsilon < \frac{5}{8}$, the optimal choice of b lies in the interval $2 < b < 4$, and the resulting lower bound for F is

$$F \geq \frac{3 \cos(\frac{\pi\varepsilon}{4}) + \sin(\frac{\pi\varepsilon}{4}) - \sqrt{3 + 4 \cos(\frac{\pi\varepsilon}{2}) + 2 \cos(\pi\varepsilon) - \sin(\frac{\pi\varepsilon}{2})}}{\pi\varepsilon \cos(\frac{\pi\varepsilon}{4}) + \pi\varepsilon \sin(\frac{\pi\varepsilon}{4})}.$$

From Lemma 2.14 we know that $F^2 \leq \frac{\|f*f\|_\infty}{\pi} \sin\left(\frac{\pi}{\|f*f\|_\infty}\right)$. We compare these bounds on F to conclude the proof. Specifically,

$$F^2 \leq \frac{\|f*f\|_\infty}{\pi} \sin\left(\frac{\pi}{\|f*f\|_\infty}\right) \leq \frac{3}{5\pi} + \frac{(6 + 5\sqrt{3}\pi)(\|f*f\|_\infty - \frac{6}{5})}{12\pi}, \quad (15)$$

where the expression on the right-hand side of this equation is from the Taylor expansion of $\frac{x}{\pi} \sin(\frac{\pi}{x})$ at $x_0 = \frac{6}{5}$, and

$$\begin{aligned} F^2 &\geq \left(\frac{3 \cos(\frac{\pi\varepsilon}{4}) + \sin(\frac{\pi\varepsilon}{4}) - \sqrt{3 + 4 \cos(\frac{\pi\varepsilon}{2}) + 2 \cos(\pi\varepsilon) - \sin(\frac{\pi\varepsilon}{2})}}{\pi\varepsilon \cos(\frac{\pi\varepsilon}{4}) + \pi\varepsilon \sin(\frac{\pi\varepsilon}{4})} \right)^2 \\ &\geq \frac{-8(-3 - \sqrt{2} + \sqrt{3} + \sqrt{6})}{\pi^2} \\ &\quad + \frac{(96(-3 - \sqrt{2} + \sqrt{3} + \sqrt{6}) - 4(9\sqrt{2} - 10\sqrt{3} + \sqrt{6})\pi)(\varepsilon - \frac{1}{2})}{3\pi^2}, \quad (16) \end{aligned}$$

where the expression on the right-hand side is from the Taylor expansion of the middle expression at $\varepsilon_0 = \frac{1}{2}$. Comparing Eqs. (15) and (16) gives a lower bound on $\|f*f\|_\infty$, say $\|f*f\|_\infty \geq c_1 + c_2\varepsilon$ with certain constants c_1, c_2 . It is easily checked that $c_1 > 1.1092$ and $c_2 > 0.176158$, concluding the proof of the first asserted inequality. The second inequality then follows from Lemma 2.6. \blacksquare

3 Upper Bounds for $\Delta(\varepsilon)$

3.1 Inequalities Relating $\Delta(\varepsilon)$ and $R(g, n)$

A symmetric set consists of pairs (x, y) all with a fixed midpoint $c = \frac{x+y}{2}$. If there are few pairs in $E \times E$ with a given sum $2c$, then there will be no large symmetric subset of E with center c . We take advantage of the constructions of large integer sets whose pairwise sums repeat at most g times to construct large real subsets of $[0, 1]$ with no large symmetric subsets. More precisely, a set S of integers is called a $B^*[g]$ set if for any given m there are at most g ordered pairs $(s_1, s_2) \in S \times S$ with $s_1 + s_2 = m$. (In the case $g = 2$, these are better known as Sidon sets.) Define

$$R(g, n) := \max \{|S| : S \subseteq \{1, 2, \dots, n\}, S \text{ is a } B^*[g] \text{ set}\}. \quad (17)$$

Proposition 3.1. *For any integers $n \geq g \geq 1$, we have $\Delta(\frac{R(g, n)}{n}) \leq \frac{g}{n}$.*

Proof. Let $S \subseteq \{1, 2, \dots, n\}$ be a $B^*[g]$ set with $|S| = R(g, n)$. Define

$$A(S) := \bigcup_{s \in S} \left[\frac{s-1}{n}, \frac{s}{n} \right), \quad (18)$$

and note that $A(S) \subseteq [0, 1]$ and that the measure of $A(S)$ is exactly $R(g, n)/n$. Thus it suffices to show that the largest symmetric subset of $A(S)$ has measure at most $\frac{g}{n}$.

Notice that the set $A(S)$ is a finite union of intervals, and so the function $\lambda(A(S) \cap (2c - A(S)))$, which gives the measure of the largest symmetric subset of $A(S)$ with center c , is piecewise linear. (Figure 3.1 contains a typical example of the set $A(S)$ portrayed in dark gray below the c -axis, together with the function $\lambda(A(S) \cap (2c - A(S)))$ shown as the upper boundary of the light gray region above the c -axis, for $S = \{1, 2, 3, 5, 8, 13\}$.) Without loss of generality, therefore, we may restrict our attention to those symmetric subsets of $A(S)$ whose center c is the midpoint of endpoints of any two intervals $(\frac{s-1}{n}, \frac{s}{n})$. In other words, we may assume that $2nc \in \mathbb{Z}$.

Suppose u and v are elements of $A(S)$ such that $\frac{u+v}{2} = c$. Write $u = \frac{s_1}{n} - \frac{1}{2n} + x$ and $v = \frac{s_2}{n} - \frac{1}{2n} + y$ for integers $s_1, s_2 \in S$ and real numbers x, y satisfying $|x|, |y| < \frac{1}{2n}$. (We may ignore the possibility that nu or nv is an integer, since this is a measure-zero event for any fixed c .) Then $2nc = n(u + v) = s_1 + s_2 - 1 + n(x + y)$, and since $2nc$, s_1 , and s_2 are all integers, we see that $n(x + y)$ is also an integer. But $|n(x + y)| < 1$, so $x + y = 0$ and $s_1 + s_2 = 2nc + 1$.

Since S is a $B^*[g]$ set, there are at most g solutions (s_1, s_2) to the equation $s_1 + s_2 = 2nc + 1$. If it happens that $s_1 = s_2$, the interval $(\frac{s_1-1}{n}, \frac{s_1}{n})$ (a set of measure $\frac{1}{n}$) is contributed to the symmetric subset with center c . Otherwise, the set $(\frac{s_1-1}{n}, \frac{s_1}{n}) \cup (\frac{s_2-1}{n}, \frac{s_2}{n})$ (a set of measure $\frac{2}{n}$) is contributed to the symmetric subset with center c , but this counts for the two solutions (s_1, s_2) and (s_2, s_1) . In total, then, the largest symmetric subset having center c has measure at most $\frac{g}{n}$. This establishes the proposition. ■

Using Proposition 3.1, we can translate lower bounds on $\Delta(\varepsilon)$ into upper bounds on $R(g, n)$, as in Corollary 3.2.

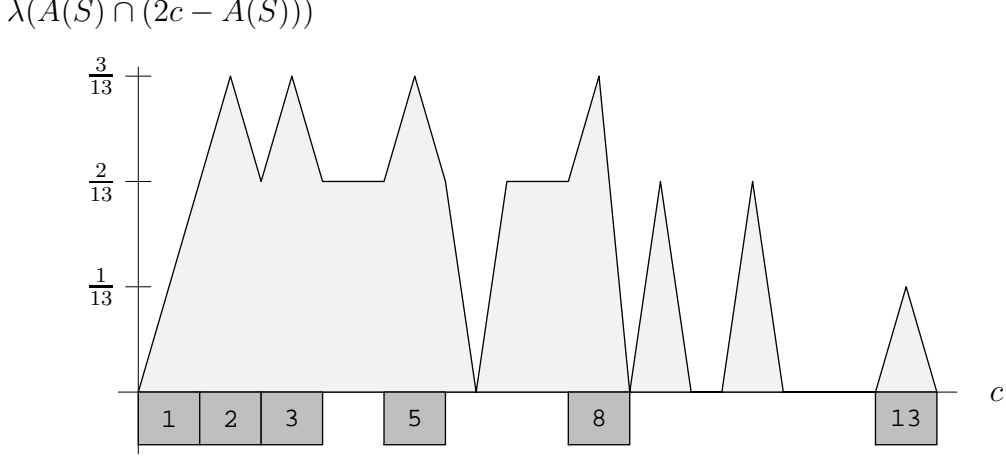


Figure 4: $A(S)$, and the function $\lambda(A(S) \cap (2c - A(S)))$, with $S = \{1, 2, 3, 5, 8, 13\}$

Corollary 3.2. *If $\delta \leq \inf_{0 < \varepsilon < 1} \Delta(\varepsilon)/\varepsilon^2$, then $R(g, n) \leq \delta^{-1/2} \sqrt{gn}$ for all $n \geq g \geq 1$.*

We remark that we may take $\delta = 0.591389$ by Theorem 1.2(ii), and so this corollary implies that $R(g, n) \leq 1.30036 \sqrt{gn}$. This improves the previously-best bound on $R(g, n)$ (given by Green [Gre01]) for $g \geq 30$ and n large.

Proof. Combining the hypothesized lower bound $\Delta(\varepsilon) \geq \delta \varepsilon^2$ with Proposition 3.1, we find that

$$\delta \left(\frac{R(g, n)}{n} \right)^2 \leq \Delta \left(\frac{R(g, n)}{n} \right) \leq \frac{g}{n}$$

which is equivalent to $R(g, n) \leq \delta^{-1/2} \sqrt{gn}$. ■

We have been unable to prove or disprove that

$$\lim_{g \rightarrow \infty} \lim_{n \rightarrow \infty} \frac{R(g, n)}{\sqrt{gn}} = \left(\inf_{0 < \varepsilon < 1} \frac{\Delta(\varepsilon)}{\varepsilon^2} \right)^{-1/2},$$

i.e., that Corollary 3.2 is best possible as $g \rightarrow \infty$. At any rate, for small g it is possible to do better by taking advantage of the shape of the set $A(S)$ used in the proof of Proposition 3.1. This is the subject of the companion paper [MOb] of the authors.

Proposition 3.1 provides a one-sided inequality linking $\Delta(\varepsilon)$ and $R(g, n)$. It will also be useful for us to prove a theoretical result showing that the problems of determining the asymptotics of the two functions are, in a weak sense, equivalent. In particular, the following proposition implies that the trivial lower bound $\Delta(\varepsilon) \geq \frac{1}{2} \varepsilon^2$ and the trivial upper bound $R(g, n) \leq \sqrt{2gn}$ are actually equivalent. Further, any nontrivial lower bound on $\Delta(\varepsilon)$ gives a nontrivial upper bound on $R(g, n)$, and vice versa.

Proposition 3.3. $\Delta(\varepsilon) = \inf \{ \frac{g}{n} : n \geq g \geq 1, \frac{R(g, n)}{n} \geq \varepsilon \}$ for all $0 \leq \varepsilon \leq 1$.

Proof. That $\Delta(\varepsilon)$ is bounded above by the right-hand side follows immediately from Proposition 3.1 and the fact that Δ is an increasing function. For the complementary inequality, let $S \subseteq [0, 1)$ with $\lambda(S) = \varepsilon$. There exists a finite union T of open intervals such that $\lambda(S \diamond T) < \eta$, and it is easily seen that T can be chosen to meet the following criteria: $T \subseteq [0, 1)$, the endpoints of the finitely many intervals comprising T are rational, and $\lambda(T) > \varepsilon$. Choosing a common denominator n for the endpoints of the intervals comprising T , we may write $T = \bigcup_{m \in M} [\frac{m-1}{n}, \frac{m}{n})$ (up to a finite set of points) for some set of integers $M \subseteq \{1, \dots, n\}$; most likely we have greatly increased the number of intervals comprising T by writing it in this manner, and M contains many consecutive integers. Let g be the maximal number of solutions $(m_1, m_2) \in M \times M$ to $m_1 + m_2 = k$ as k varies over all integers, so that M is a $B^*[g]$ set and thus $|M| \leq R(g, n)$ by the definition of R . It follows that $\varepsilon < \lambda(T) = |M|/n \leq R(g, n)/n$. Now T is exactly the set $A(M)$ as defined in Eq. (18); hence $D(T) = \frac{g}{n}$ as we saw in the proof of Proposition 3.1. Therefore by Lemma 2.4,

$$D(S) \geq D(T) - 2\eta = \frac{g}{n} - 2\eta \geq \inf\{\frac{g}{n} : n \geq g \geq 1, \frac{R(g, n)}{n} \geq \varepsilon\} - 2\eta.$$

Taking the infimum over appropriate sets S and noting that $\eta > 0$ was arbitrary, we derive the desired inequality $\Delta(\varepsilon) \geq \inf\{\frac{g}{n} : n \geq g \geq 1, \frac{R(g, n)}{n} \geq \varepsilon\}$. ■

3.2 Probabilistic Constructions of $B^*[g] \pmod{n}$ Sets

We begin by considering a modular version of $B^*[g]$ sets. A set S is a $B^*[g] \pmod{n}$ set if for any given m there are at most g ordered pairs $(s_1, s_2) \in S \times S$ with $s_1 + s_2 \equiv m \pmod{n}$ (equivalently, if the coefficients of the least-degree representative of $(\sum_{n \in S} z^n)^2 \pmod{z^n - 1}$ are bounded by g). For example, the set $\{0, 1, 2, 4\}$ is a $B^*[3] \pmod{7}$ set, and $\{0, 1, 3, 7\}$ is a $B^*[2] \pmod{12}$ set. Note that $7 + 7 \equiv 1 + 1 \pmod{12}$, so that $\{0, 1, 3, 7\}$ is not a “modular Sidon set” as defined by some authors, e.g., [GS80] or [Guy94, Problem C10].

Just as we defined $R(g, n)$ to be the largest possible cardinality of a $B^*[g]$ set contained in $[0, n)$, we define $C(g, n)$ to be the largest possible cardinality of a $B^*[g] \pmod{n}$ set. The mnemonic is “R” for the Real problem and “C” for the Circular problem. We demonstrate the existence of large $B^*[g] \pmod{n}$ sets via a probabilistic construction in this section, and we give a similar probabilistic construction of large $B^*[g]$ sets in Section 3.3.

We rely upon the following two lemmas, which are quantitative statements of the Law of Large Numbers for sums of many independent random variables.

Lemma 3.4. *Let p_1, \dots, p_n be real numbers in the range $[0, 1]$, and set $p = (p_1 + \dots + p_n)/n$. Define mutually independent random variables X_1, \dots, X_n such that X_i takes the value $1 - p_i$ with probability p_i and the value $-p_i$ with probability $1 - p_i$ (so that the expectation of each X_i is zero), and define $X = X_1 + \dots + X_n$. Then for any positive number a ,*

$$\Pr[X > a] < \exp\left(\frac{-a^2}{2pn} + \frac{a^3}{2p^2n^2}\right) \quad \text{and} \quad \Pr[X < -a] < \exp\left(\frac{-a^2}{2pn}\right).$$

Proof. These assertions are Theorems A.11 and A.13 of [AS00]. \blacksquare

Lemma 3.5. *Let p_1, \dots, p_n be real numbers in the range $[0, 1]$, and set $E = p_1 + \dots + p_n$. Define mutually independent random variables Y_1, \dots, Y_n such that Y_i takes the value 1 with probability p_i and the value 0 with probability $1 - p_i$, and define $Y = Y_1 + \dots + Y_n$ (so that the expectation of Y equals E). Then $\Pr[Y > E + a] < \exp\left(\frac{-a^2}{3E}\right)$ for any real number $0 < a < E/3$, and $\Pr[Y < E - a] < \exp\left(\frac{-a^2}{2E}\right)$ for any positive real number a .*

Proof. This follows immediately from Lemma 3.4 upon defining $X_i = Y_i - p_i$ for each i and noting that $E = pn$ and that $\frac{a^3}{2E^2} < \frac{a^2}{6E}$ under the assumption $0 < a < E/3$. \blacksquare

We now give the probabilistic construction of large $B^*[g] \pmod{n}$ sets.

Proposition 3.6. *For every $0 < \varepsilon \leq 1$, there is a sequence of ordered pairs (n_j, g_j) of positive integers such that $\frac{C(g_j, n_j)}{n_j} \gtrsim \varepsilon$ and $\frac{g_j}{n_j} \lesssim \varepsilon^2$.*

Proof. Let n be an odd integer. We define a random subset S of $\{1, \dots, n\}$ as follows: for every $1 \leq i \leq n$, let Y_i be 1 with probability ε and 0 with probability $1 - \varepsilon$ with the Y_i mutually independent, and let $S := \{i : Y_i = 1\}$. We see that $|S| = \sum_{i=1}^n Y_i$ has expectation $E = \varepsilon n$. Setting $a = \sqrt{\varepsilon n \log 4}$, Lemma 3.5 gives

$$\Pr[|S| < \varepsilon n - \sqrt{\varepsilon n \log 4}] < \frac{1}{2}.$$

Now for any integer k , define the random variable

$$\begin{aligned} R_k &:= \#\{1 \leq c, d \leq n : c + d \equiv k \pmod{n}, Y_c = Y_d = 1\} \\ &= \sum_{c+d \equiv k \pmod{n}} Y_c Y_d, \end{aligned}$$

so that R_k is the number of representations of $k \pmod{n}$ as the sum of two elements of S . Observe that R_k is the sum of $n - 1$ random variables taking the value 1 with probability ε^2 and the value 0 otherwise, plus one random variable (corresponding to $c \equiv d \equiv 2^{-1}k \pmod{n}$) taking the value 1 with probability ε and the value 0 otherwise. Therefore the expectation of R_k is $E = (n - 1)\varepsilon^2 + \varepsilon$. Setting $a = \sqrt{3((n - 1)\varepsilon^2 + \varepsilon) \log 2n}$, and noting that $a < E/3$ when n is sufficiently large in terms of ε , Lemma 3.5 gives

$$\Pr[R_k > (n - 1)\varepsilon^2 + \varepsilon - \sqrt{3((n - 1)\varepsilon^2 + \varepsilon) \log 2n}] < \frac{1}{2n}$$

for each $1 \leq k \leq n$. Therefore, there exists a $B^*[g] \pmod{n}$ set $S \subseteq \{1, \dots, n\}$, with $g \leq (n - 1)\varepsilon^2 + \varepsilon - \sqrt{3((n - 1)\varepsilon^2 + \varepsilon) \log 2n} \lesssim \varepsilon^2 n$, such that $|S| \geq \varepsilon n - \sqrt{\varepsilon n \log 4} \gtrsim \varepsilon n$. This establishes the proposition. \blacksquare

Define $\Delta_{\mathbb{T}}(\varepsilon)$ to be the supremum of those real numbers δ such that every subset of \mathbb{T} with measure ε has a subset with measure δ that is fixed by a reflection $t \mapsto c - t$. The function $\Delta_{\mathbb{T}}(\varepsilon)$ stands in relation to $C(g, n)$ as $\Delta(\varepsilon)$ stands to $R(g, n)$. However, it turns out that $\Delta_{\mathbb{T}}$ is much easier to understand.

Corollary 3.7. *Every subset of \mathbb{T} with measure ε contains a symmetric subset with measure ε^2 , and this is best possible for every ε :*

$$\Delta_{\mathbb{T}}(\varepsilon) = \varepsilon^2$$

for all $0 \leq \varepsilon \leq 1$.

Proof. In the proof of the trivial lower bound for $\Delta(\varepsilon)$ (Lemma 2.2), we saw that every subset of $[0, 1]$ with measure ε contains a symmetric subset with measure at least $\frac{1}{2}\varepsilon^2$. The proof is easily modified to show that every subset of \mathbb{T} with measure ε contains a symmetric subset with measure ε^2 . This shows that $\Delta_{\mathbb{T}}(\varepsilon) \geq \varepsilon^2$ for all ε . On the other hand, the proof of Proposition 3.1 is also easily modified to show that $\Delta_{\mathbb{T}}(\frac{C(g,n)}{n}) \leq \frac{g}{n}$, as is the proof of Lemma 2.5 to show that $\Delta_{\mathbb{T}}$ is continuous. Then, by virtue of Proposition 3.6 and the monotonicity of $\Delta_{\mathbb{T}}$, we have $\Delta_{\mathbb{T}}(\varepsilon) \leq \varepsilon^2$. ■

3.3 Probabilistic Constructions of $B^*[g]$ Sets

We can use the probabilistic methods employed in Section 3.2 to construct large $B^*[g]$ sets in \mathbb{Z} . The proof is more complicated because it is to our advantage to endow different integers with different probabilities of belonging to our random set. Although all of the constants in the proof could be made explicit, we are content with inequalities having error terms involving big-O notation.

Proposition 3.8. *Let $\gamma \geq \pi$ be a real number and $n \geq \gamma$ be an integer. There exists a $B^*[g]$ set $S \subseteq \{1, \dots, n\}$, where $g = \gamma + O(\sqrt{\gamma \log n})$, with $|S| \geq 2\sqrt{\frac{\gamma n}{\pi}} + O(\gamma + (\gamma n)^{1/4})$.*

Proof. Define mutually independent random variables Y_k , taking only the values 0 and 1, by

$$\Pr\{Y_k = 1\} = p_k := \begin{cases} 1, & 1 \leq k < \frac{\gamma}{\pi}, \\ \sqrt{\frac{\gamma}{\pi k}}, & \frac{\gamma}{\pi} \leq k \leq n, \\ 0, & k > n. \end{cases} \quad (19)$$

(Notice that $p_k \leq \sqrt{\frac{\gamma}{\pi k}}$ for all $k \geq 1$.) These random variables define a random subset $S = \{k : Y_k = 1\}$ of the integers from 1 to n . We shall show that, with positive probability, S is a large $B^*[g]$ set with g not much bigger than γ .

The expected size of S is

$$\begin{aligned} E_0 &:= \sum_{1 \leq j \leq n} p_j = \sum_{1 \leq j < \gamma/\pi} 1 + \sum_{\gamma/\pi \leq j \leq n} \sqrt{\frac{\gamma}{\pi j}} \\ &= \frac{\gamma}{\pi} + \int_{\gamma/\pi}^n \sqrt{\frac{\gamma}{\pi t}} dt + O(1) = 2\sqrt{\frac{\gamma n}{\pi}} - \frac{\gamma}{\pi} + O(1). \end{aligned} \quad (20)$$

If we set $a_0 := \sqrt{2E_0 \log 3}$, then Lemma 3.5 tells us that

$$\Pr[|S| < E_0 - a_0] < \exp\left(\frac{-a_0^2}{2E_0}\right) = \frac{1}{3}.$$

Now for any integer $k \in [\gamma, 2n]$, let

$$R_k := \sum_{1 \leq j \leq n} Y_j Y_{k-j} = 2 \sum_{1 \leq j < k/2} Y_j Y_{k-j} + Y_{k/2},$$

the number of representations of k as $k = s_1 + s_2$ with $s_1, s_2 \in S$. (Here we adopt the convention that $Y_{k/2} = p_{k/2} = 0$ if k is odd). Notice that in this latter sum, $Y_{k/2}$ and the $Y_j Y_{k-j}$ are mutually independent random variables taking only values 0 and 1, with $\Pr[Y_j Y_{k-j} = 1] = p_j p_{k-j}$. Thus the expectation of R_k is

$$\begin{aligned} E_k &:= 2 \sum_{1 \leq j < k/2} p_j p_{k-j} + p_{k/2} \leq 2 \sum_{1 \leq j < k/2} \sqrt{\frac{\gamma}{\pi j}} \sqrt{\frac{\gamma}{\pi(k-j)}} + \sqrt{\frac{\gamma}{\pi k/2}} \\ &\leq \frac{2\gamma}{\pi} \int_0^{k/2} \sqrt{\frac{1}{t(k-t)}} dt + \sqrt{\frac{2\gamma}{\pi k}} = \gamma + \sqrt{\frac{2\gamma}{\pi k}} < \gamma + 1 \end{aligned} \tag{21}$$

using the inequalities $p_k \leq \sqrt{\frac{\gamma}{\pi k}}$ and $k \geq \gamma$.

If we set $a = \sqrt{3(\gamma+1) \log 3n}$, then Lemma 3.5 tells us that

$$\Pr[R_k > \gamma + 1 + a] < \Pr[R_k > E_k + a] < \exp\left(\frac{-a^2}{3E_k}\right) < \exp\left(\frac{-a^2}{3(\gamma+1)}\right) = \frac{1}{3n}$$

for every k in the range $\gamma \leq k \leq 2n$. Note that $R_k \leq \gamma$ trivially for k in the range $1 \leq k \leq \gamma$. Therefore, with probability at least $1 - \frac{1}{3} - (2n - \gamma) \frac{1}{3n} = \frac{\gamma}{3n} > 0$, the set S has at least $E_0 - a_0 = 2\sqrt{\frac{\gamma n}{\pi}} + O(\gamma + (\gamma n)^{1/4})$ elements and satisfies $R_k \leq \gamma + 1 + a$ for all $1 \leq k \leq 2n$. Setting $g := \gamma + 1 + a = \gamma + O(\sqrt{\gamma \log n})$, we conclude that any such set S is a $B^*[g]$ set. This establishes the proposition. \blacksquare

Schinzel and Schmidt [SS02] conjectured that among all pdfs supported on $[0, \frac{1}{2}]$, the function

$$f(x) = \begin{cases} \frac{1}{\sqrt{2x}}, & x \in [0, \frac{1}{2}], \\ 0, & \text{otherwise} \end{cases}$$

has the property that $\|f * f\|_\infty$ is minimal. We have

$$f * f(x) = \begin{cases} \frac{\pi}{2}, & x \in [0, \frac{1}{2}], \\ \frac{\pi}{2} - 2 \tan^{-1} \sqrt{2x-1}, & x \in [\frac{1}{2}, 1], \\ 0, & \text{otherwise} \end{cases}$$

and so $\|f * f\|_\infty = \frac{\pi}{2}$. We have adapted the function f for our definition (19) of the probabilities p_k ; the constant $\frac{\pi}{2}$ appears as the value of the last integral in Eq. (21). If Schinzel's conjecture were false, then we could immediately incorporate any better function f into the proof of Proposition 3.8 and improve the lower bound on $|S|$.

Theorem 3.9. *For any $\delta > 0$, we have $R(g, n) > (\frac{2}{\sqrt{\pi}} - \delta) \sqrt{gn}$ if both $\frac{g}{\log n}$ and $\frac{n}{g}$ are sufficiently large in terms of δ .*

Proof. In the proof of Proposition 3.8, we saw that $\gamma \leq g$ and $g = \gamma + O(\sqrt{\gamma \log n})$; this implies that $\gamma = g + O(\sqrt{g \log n}) = g(1 + O(\sqrt{\frac{\log n}{g}}))$. Therefore the size of the constructed set S was at least

$$\begin{aligned} 2\sqrt{\frac{\gamma n}{\pi}} + O(\gamma + (\gamma n)^{1/4}) &= 2\sqrt{\frac{gn}{\pi} \left(1 + O\left(\sqrt{\frac{\log n}{g}}\right)\right)} + O(g + (gn)^{1/4}) \\ &= 2\sqrt{\frac{gn}{\pi}} \left(1 + O\left(\sqrt{\frac{\log n}{g}} + \sqrt{\frac{g}{n}}\right)\right). \end{aligned}$$

This establishes the theorem. ■

3.4 Deriving the upper bounds

In this section use the lower bounds on $R(g, n)$ established in Section 3.3 into upper bounds for $\Delta(\varepsilon)$. Our first proposition verifies the statement of Theorem 1.2(i).

Proposition 3.10. $\Delta(\varepsilon) = 2\varepsilon - 1$ for $\frac{11}{16} \leq \varepsilon \leq 1$.

Proof. We already proved in Lemma 2.1 that $\Delta(\varepsilon) \geq 2\varepsilon - 1$ for all $0 < \varepsilon \leq 1$. Recall from Lemma 2.5 that the function Δ satisfies the Lipschitz condition $|\Delta(x) - \Delta(y)| \leq 2|x - y|$. Therefore to prove that $\Delta(\varepsilon) \leq 2\varepsilon - 1$ for $\frac{11}{16} \leq \varepsilon \leq 1$, it suffices to prove simply that $\Delta\left(\frac{11}{16}\right) \leq \frac{3}{8}$.

For any positive integer g , it was shown by the authors [MOa, Theorem 2(vi)] that

$$R(g, 3g - \lfloor g/3 \rfloor + 1) \geq g + 2 \lfloor g/3 \rfloor + \lfloor g/6 \rfloor.$$

We combine this with Proposition 3.1 and the monotonicity of Δ to see that

$$\frac{g}{3g - \lfloor g/3 \rfloor + 1} \geq \Delta\left(\frac{R(g, 3g - \lfloor g/3 \rfloor + 1)}{3g - \lfloor g/3 \rfloor + 1}\right) \geq \Delta\left(\frac{g + 2 \lfloor g/3 \rfloor + \lfloor g/6 \rfloor}{3g - \lfloor g/3 \rfloor + 1}\right).$$

Since Δ is continuous by Lemma 2.5, we may take the limit of both sides as $g \rightarrow \infty$ to obtain $\Delta\left(\frac{11}{16}\right) \leq \frac{3}{8}$ as desired. ■

Remark. In light of the Lipschitz condition $|\Delta(x) - \Delta(y)| \leq 2|x - y|$, the lower bound $\Delta(\varepsilon) \geq 2\varepsilon - 1$ for all $0 < \varepsilon \leq 1$ also follows easily from the trivial value $\Delta(1) = 1$.

Proposition 3.11. The function $\frac{\Delta(\varepsilon)}{\varepsilon^2}$ is increasing on $(0, 1]$.

Proof. The starting point of our proof is the inequality [MOa, Theorem 2(v)]

$$R(g, x)C(h, y) \leq R(gh, xy).$$

With the monotonicity of $\Delta(\varepsilon)$ and Proposition 3.1, this gives

$$\Delta\left(\frac{R(g, x)C(h, y)}{xy}\right) \leq \Delta\left(\frac{R(gh, xy)}{xy}\right) \leq \frac{gh}{xy}.$$

Choose $0 < \varepsilon < \varepsilon_0$. Let g_i, x_i be such that $\frac{R(g_i, x_i)}{x_i} \rightarrow \varepsilon_0$ and $\frac{g_i}{x_i} \rightarrow \Delta(\varepsilon_0)$, which is possible by Proposition 3.3. By Proposition 3.6, we may choose sequences of integers h_j and y_j such that $\frac{C(h_j, y_j)}{y_j} \gtrsim \frac{\varepsilon}{\varepsilon_0}$ and $\frac{h_j}{y_j} \lesssim \left(\frac{\varepsilon}{\varepsilon_0}\right)^2$ as $j \rightarrow \infty$. This implies

$$\frac{R(g_i, x_i)}{x_i} \frac{C(h_j, y_j)}{y_j} \gtrsim \varepsilon \quad \text{and} \quad \frac{g_i}{x_i} \frac{h_j}{y_j} \lesssim \Delta(\varepsilon_0) \left(\frac{\varepsilon}{\varepsilon_0}\right)^2,$$

so that, again using the monotonicity and continuity of Δ ,

$$\Delta(\varepsilon_0) \frac{\varepsilon^2}{\varepsilon_0^2} \gtrsim \frac{g_i h_j}{x_i y_j} \geq \Delta \left(\frac{R(g_i, x_i)}{x_i} \frac{C(h_j, y_j)}{y_j} \right) \gtrsim \Delta(\varepsilon)$$

as $j \rightarrow \infty$. This shows that $\frac{\Delta(\varepsilon)}{\varepsilon^2} \leq \frac{\Delta(\varepsilon_0)}{\varepsilon_0^2}$ as desired. \blacksquare

We can immediately deduce two nice consequences of this proposition.

Corollary 3.12. $\lim_{\varepsilon \rightarrow 0^+} \frac{\Delta(\varepsilon)}{\varepsilon^2}$ exists.

Proof. This follows from the fact that the function $\frac{\Delta(\varepsilon)}{\varepsilon^2}$ is increasing and bounded below by $\frac{1}{2}$ on $(0, 1]$ by the trivial lower bound (Lemma 2.2). \blacksquare

Corollary 3.13. $\Delta(\varepsilon) \leq \frac{96}{121} \varepsilon^2$ for $0 \leq \varepsilon \leq \frac{11}{16}$.

Proof. This follows from the value $\Delta(\frac{11}{16}) = \frac{3}{8}$ calculated in Proposition 3.10 and the fact that the function $\frac{\Delta(\varepsilon)}{\varepsilon^2}$ is increasing. \blacksquare

The corollary above proves part (iv) of Theorem 1.2, leaving only part (v) yet to be established. The following proposition finishes the proof of Theorem 1.2.

Proposition 3.14. $\frac{\Delta(\varepsilon)}{\varepsilon^2} \leq \frac{\pi}{(1+\sqrt{1-\varepsilon})^2}$ for all $0 < \varepsilon \leq 1$.

Proof. Define $\alpha := 1 - \sqrt{1 - \varepsilon}$, so that $2\alpha - \alpha^2 = \varepsilon$. If we set $\gamma = \pi\alpha^2 n$ in the proof of Proposition 3.8, then the sets constructed are $B^*[g]$ sets with $g = \pi\alpha^2 n + O(\sqrt{n \log n})$ and have size at least

$$E_0 - a_0 = 2\sqrt{\frac{\pi\alpha^2 n^2}{\pi}} - \frac{\pi\alpha^2 n}{\pi} + O(1 + a_0) = (2\alpha - \alpha^2)n + O((\gamma n)^{1/4}) = \varepsilon n + O(\sqrt{n})$$

from Eq. (20).

Therefore, for these values of g and n ,

$$\Delta\left(\frac{R(g, n)}{n}\right) \geq \Delta\left(\frac{\varepsilon n + O(\sqrt{n})}{n}\right) \rightarrow \Delta(\varepsilon)$$

as n goes to infinity, by the continuity of Δ . On the other hand, we see by Proposition 3.1 that

$$\begin{aligned} \varepsilon^{-2} \Delta\left(\frac{R(g, n)}{n}\right) &\leq \frac{g}{\varepsilon^2 n} = \frac{\pi\alpha^2 n + O(\sqrt{n \log n})}{\varepsilon^2 n} \\ &= \frac{\pi\alpha^2}{(2\alpha - \alpha^2)^2} + O\left(\sqrt{\frac{\log n}{\varepsilon^2 n}}\right) = \frac{\pi}{(2 - \alpha)^2} + o(1) \rightarrow \frac{\pi}{(1 + \sqrt{1 - \varepsilon})^2} \end{aligned}$$

as n goes to infinity. Combining these two inequalities yields $\frac{\Delta(\varepsilon)}{\varepsilon^2} \leq \frac{\pi}{(1+\sqrt{1-\varepsilon})^2}$ as desired. \blacksquare

4 Some Remaining Questions

We group the problems in this section into three categories, although some problems do not fit clearly into any of the categories and others fit into more than one.

4.1 Properties of the Function $\Delta(\varepsilon)$

The first open problem on the list must of course be the exact determination of $\Delta(\varepsilon)$ for all values $0 \leq \varepsilon \leq 1$. In the course of our investigations, we have come to believe the following assertion.

Conjecture 4.1. $\Delta(\varepsilon) = \max\{2\varepsilon - 1, \frac{\pi}{4}\varepsilon^2\}$ for all $0 \leq \varepsilon \leq 1$.

Notice that the upper bounds given in Theorem 1.2 are not too far from this conjecture, the difference between the constants $\frac{96}{121} \doteq 0.79339$ and $\frac{\pi}{4} \doteq 0.78540$ in the middle range for ε being the only discrepancy. In fact, we believe it might be possible to prove that the expression in Conjecture 4.1 is indeed an upper bound for $\Delta(\varepsilon)$ by a more refined application of the probabilistic method employed in Section 3.3. The key would be to show that the various events $R_k > \gamma + 1 + a$ are more or less independent of one another (as it stands we have to assume the worst—that they are all mutually exclusive—in obtaining our bound for the probability of obtaining a “bad” set).

There are some intermediate qualitative results about the function $\Delta(\varepsilon)$ that might be easier to resolve. It seems likely that $\Delta(\varepsilon)$ is convex, for example, but we have not been able to prove this. A first step towards clarifying the nature of $\Delta(\varepsilon)$ might be to prove that

$$\frac{|\Delta(x) - \Delta(y)|}{|x - y|} \ll \max\{x, y\}.$$

Also, we would not be surprised to see accomplished an exact computation of $\Delta(\frac{1}{2})$, but we have been unable to make this computation ourselves. We do at least obtain $\Delta(\frac{1}{2}) \geq 0.14966$ in Proposition 2.18. Note that Conjecture 4.1 would imply that $\Delta(\frac{1}{2}) = \frac{\pi}{16} \doteq 0.19635$.

We do not believe that there is always a set with measure ε whose largest symmetric subset has measure precisely $\Delta(\varepsilon)$. In fact, we do not believe that there is a set with measure $\varepsilon_0 := \inf\{\varepsilon : \Delta(\varepsilon) = 2\varepsilon - 1\}$ whose largest symmetric subset has measure $\Delta(\varepsilon_0)$, but we do not even know the value of ε_0 . In Proposition 3.10, we showed that $\varepsilon_0 \leq \frac{11}{16}$, but this was found by rather limited computations and is unlikely to be sharp. The quantity $\frac{96}{121}$ in Theorem 1.2(iv) is of the form $\frac{2\varepsilon_0 - 1}{\varepsilon_0^2}$, and thus any improvement in the bound $\varepsilon_0 \leq \frac{11}{16}$ would immediately result in an improvement to Theorem 1.2(iv). We remark that Conjecture 4.1 implies that $\varepsilon_0 = \frac{2}{2 + \sqrt{4 - \pi}} \doteq 0.68341$, which in turn would allow us to replace the constant $\frac{96}{121} \doteq 0.79339$ in Theorem 1.2(iv) by $\frac{\pi}{4} \doteq 0.78540$.

4.2 Artifacts of our Proof

Let \mathbb{K} be the class of functions $K \in L^2(\mathbb{T})$ satisfying $K(x) \geq 1$ on $[-\frac{1}{4}, \frac{1}{4}]$. How small can we make $\|\hat{K}\|_p$ for $1 \leq p \leq 2$? We are especially interested in $p = \frac{4}{3}$, but a solution for any p may be enlightening.

To give some perspective to this problem, note that a trivial upper bound for $\inf_{K \in \mathbb{K}} \|\hat{K}\|_p$ can be found by taking K to be identically equal to 1, which yields $\|\hat{K}\|_p = 1$. One can find functions that improve upon this trivial choice; for example, the function K defined in Eq. (5) is an example where $\|\hat{K}\|_{4/3} \doteq 0.96585$. On the other hand, since the ℓ^p -norm of a sequence is a decreasing function of p , Parseval's identity immediately gives us the lower bound $\|\hat{K}\|_p \geq \|\hat{K}\|_2 = \|K\|_2 \geq (\int_{-1/4}^{1/4} 1^2 dt)^{1/2} = \frac{1}{\sqrt{2}} \doteq 0.70711$, and of course $\frac{1}{\sqrt{2}}$ is the exact minimum for $p = 2$.

We remark that Proposition 2.7 and the function $b(x)$ defined after the proof of Corollary 2.8 provide a stronger lower bound for $1 \leq p \leq \frac{4}{3}$. By direct computation we have $1.14939 > \|b * b\|_2^2$, and by Proposition 2.7 we have $\|b * b\|_2^2 \geq \|\hat{K}\|_{4/3}^{-4}$ for any $K \in \mathbb{K}$. Together these imply that $\|\hat{K}\|_p \geq \|\hat{K}\|_{4/3} > 0.96579$. In particular, for $p = \frac{4}{3}$ we know the value of $\inf_{K \in \mathbb{K}} \|\hat{K}\|_{4/3}$ to within one part in ten thousand. The problem of determining the actual infimum for $1 < p < 2$ seems quite mysterious. We remark that Green [Gre01] considered the discrete version of a similar optimization problem, namely the minimization of $\|\hat{K}\|_p$ over all pdfs K supported on $[-\frac{1}{4}, \frac{1}{4}]$.

As mentioned at the end of Section 2.3, we used the inequality $\|g\|_2^2 \leq \|g\|_\infty \|g\|_1$ which is exact when g takes on one non-zero value, i.e., when g is a nif. We apply this inequality when $g = f * f$ with f supported on an interval of length $\frac{1}{2}$, which usually looks very different from a nif. In this circumstance, the inequality does not seem to be best possible, although the corresponding inequality in the exponential sums approach of [CRT] and in the discrete Fourier approach of [Gre01] clearly is best possible. Specifically, we ask for a lower bound on

$$\inf_{f: \mathbb{R} \rightarrow \mathbb{R}_{\geq 0}} \frac{\|f * f\|_\infty \|f * f\|_1}{\|f * f\|_2^2}$$

that is strictly greater than 1. We know that this infimum is at most $\frac{\pi}{\log 16} \doteq 1.1331$, and in fact Conjecture 2.9 would imply that the infimum is exactly $\frac{\pi}{\log 16}$.

4.3 The Analogous Problem for Other Sets

More generally, for any subset E of an abelian group endowed with a measure, we can define $\Delta_E(\varepsilon) := \inf\{D(A) : A \subseteq E, \lambda(A) = \varepsilon\}$, where $D(A)$ is defined in the same way as in Eq. (2). For example, $\Delta_{[0,1]}(\varepsilon)$ is the function $\Delta(\varepsilon)$ we have been considering throughout this paper, and $\Delta_{\mathbb{T}}(\varepsilon)$ was considered in Section 3.2.

Most of the work in this paper generalizes easily from $E = [0, 1]$ to $E = [0, 1]^d$. We have had difficulties, however, in finding good kernel functions in higher dimensions. That is, we need functions $K(\bar{x})$ such that

$$\sum_{\bar{j} \in \mathbb{Z}^d} |\hat{K}(\bar{j})|^{4/3}$$

is as small as possible, while $K(\bar{x}) \geq 1$ if all components of \bar{x} are less than $\frac{1}{4}$ in absolute value. This restricts K on one-half of the space in 1 dimension, one-quarter of the space in 2 dimensions, and only 2^{-d} of the space in d dimensions. For this reason one might expect that *better* kernels exist in higher dimensions, but the computational difficulties have prevented us from finding them.

Acknowledgements. The authors thank Heini Halberstam for thoughtful readings of this manuscript and helpful suggestions. The first author was supported in part by grants from the Natural Sciences and Engineering Research Council. The second author was supported by an NSF–Vigre Fellowship and grant DMS-0202460.

References

- [AS00] Noga Alon and Joel H. Spencer. *The probabilistic method*. Wiley-Interscience [John Wiley & Sons], New York, second edition, 2000. With an appendix on the life and work of Paul Erdős.
- [Bec75] W. Beckner. Inequalities in Fourier analysis. *Ann. of Math.*, 102:159–182, 1975.
- [BVV00] T. Banach, O. Verbitsky, and Ya. Vorobets. A Ramsey treatment of symmetry. *Electron. J. Combin.*, 7(1):Research Paper 52, 25 pp. (electronic), 2000.
- [CEG] Fan Chung, Paul Erdős, and Ronald Graham. On sparse sets hitting linear forms. *J. Number Theory*. to appear.
- [CRT] J. Cilleruelo, I. Ruzsa, and C. Trujillo. Upper and lower bounds for finite $B_h[g]$ sequences, $g > 1$. to appear.
- [Fol84] Gerald B. Folland. *Real analysis*. John Wiley & Sons Inc., New York, 1984. Modern techniques and their applications, A Wiley-Interscience Publication.
- [Gre01] Ben Green. The number of squares and $B_h[g]$ sets. *Acta Arithmetica*, 100(4):365–390, 2001.
- [GS80] R. L. Graham and N. J. A. Sloane. On additive bases and harmonious graphs. *SIAM J. Algebraic Discrete Methods*, 1(4):382–404, 1980.
- [Guy94] Richard K. Guy. *Unsolved problems in number theory*. Springer-Verlag, New York, second edition, 1994. Unsolved Problems in Intuitive Mathematics, I.
- [HLP88] G. H. Hardy, J. E. Littlewood, and G. Pólya. *Inequalities*. Cambridge University Press, Cambridge, 1988. Reprint of the 1952 edition.

- [MOa] Greg Martin and Kevin O’Bryant. *Constructions of Generalized Sidon Sets*. preprint.
- [MOb] Greg Martin and Kevin O’Bryant. *Upper Bounds for Generalized Sidon Sets*. in preparation.
- [OBr04] Kevin O’Bryant. A Complete Annotated Bibliography of Work Related to Sidon Sequences. *Elec. J. Combin.*, DS11, <http://www.combinatorics.org/Surveys/> (2004).
- [SS02] A. Schinzel and W. M. Schmidt. Comparison of L^1 – and L^∞ –norms of squares of polynomials. *Acta Arithmetica*, 104(3):283–296, 2002.
- [Świ58] S. Świerczkowski. On the intersection of a linear set with the translation of its complement. *Colloq. Math.*, 5:185–197, 1958.