

BRAID MONODROMY TYPE AND RATIONAL TRANSFORMATIONS OF PLANE ALGEBRAIC CURVES

SHMUEL KAPLAN, ALEXANDER SHAPIRO AND MINA TEICHER

ABSTRACT. We combine the newly discovered technique, which computes explicit formulas for the image of an algebraic curve under rational transformation, with techniques that enable to compute braid monodromies of such curves. We use this combination in order to study properties of the braid monodromy of the image of curves under a given rational transformation. A description of the general method is given along with full classification of the images of two intersecting lines under degree 2 rational transformation. We also establish a connection between degree 2 rational transformations and the local braid monodromy of the image at the intersecting point of two lines. Moreover, we present an example of two birationally isomorphic curves with the same braid monodromy type and non diffeomorphic real parts.

INTRODUCTION

The braid monodromy is a powerful tool in the study of algebraic surfaces and curves. There exists several algorithms for computing braid monodromy for many types of curves. Usually one considers algebraic curves up to birational isomorphisms, therefore it is natural to consider the effect that a rational transformation has on the braid monodromy of a curve. Recently a new algorithm for computing the explicit image of a given algebraic curve under rational transformation was obtained. Hence, we consider the combination of these two techniques and study the braid monodromy of the image of a curve under a rational transformation. In particular, it is interesting to study the braid monodromy of an algebraic curve under a rational transformation which resolves the curve's singularities.

In this paper we lay out the basics of the technique as follows: In Chapter 1 we recall the notions and definitions of braid group, half-twists and braid monodromy. In Chapter 2 we present explicit formulas for the image of a complex line under a given rational transformation. We establish the connection between a rational transformation and the local braid monodromy of the image of the intersection point of two intersecting lines under this rational transformation. We present a full classification of the global braid monodromy for the image of two intersecting lines under degree 2 rational transformation. In Chapter 3. Chapter 4 explains a new technique which allows to find the image of curve of any degree under any rational transformation, and we give an example of degree 3. We conclude with the

This work is part of the first author Ph.D Thesis in Bar-Ilan university.

Partially supported by EU-network HPRN-CT-2009-00099(EAGER) , (The Emmy Noether Research Institute for Mathematics and the Minerva Foundation of Germany), the Israel Science Foundation grant # 8008/02-3 (Excellency Center "Group Theoretic Methods in the Study of Algebraic Varieties").

The authors wish to thank Prof. Victor Vinnikov for helpful advices.

computation of the global braid monodromy for the image of de-singularized curve of degree 4.

1. BRAID GROUP PRELIMINARIES

In this chapter we recall the definition of the braid group, some of its important elements and the braid monodromy. Readers who are interested in braid group could find more information in [1, 4, 5]. For information about braid monodromy we suggest readers to consult [11, 12].

1.1. The braid group.

Definition 1.1. Artin's braid group B_n is the group generated by $\{\sigma_1, \dots, \sigma_{n-1}\}$ subjected to the relations $\sigma_i \sigma_j = \sigma_j \sigma_i$ where $|i - j| \geq 2$, $\sigma_i \sigma_{i+1} \sigma_i = \sigma_{i+1} \sigma_i \sigma_{i+1}$ for all $i = 1, \dots, n - 2$.

We distinguish some important elements in the braid group B_n which are called *half-twists*. Half-twists are actually the elements of the conjugacy class of any of the generators σ_i (it is known that all generators of the braid group are conjugated to one another).

Since the easiest way to describe and work with half-twists is based on a topological equivalent definition for the braid group, we bring it here.

Let D be a closed disc, and $K = \{k_1, \dots, k_n\}$ a finite set such that $K \subset \text{int}(D)$.

Definition 1.2. Let \mathcal{B} be the group of all diffeomorphisms β of D such that $\beta(K) = K$, $\beta|_{\partial D} = \text{Id}|_{\partial D}$. For $\beta_1, \beta_2 \in \mathcal{B}$ we say that β_1 is equivalent to β_2 if β_1 and β_2 induce the same automorphism of $\pi_1(D \setminus K, u)$, where u is a point on ∂D . The quotient of \mathcal{B} by this equivalence relation is called the braid group $B_n[D, K]$ ($n = |K|$). The elements of $B_n[D, K]$ are called braids.

Now, let D, K, u be as above. Let a, b be two points of K . We denote $K_{a,b} = K \setminus \{a, b\}$. Let σ be a simple path in $D \setminus (\partial D \cup K_{a,b})$ connecting a with b . Choose a small regular neighborhood U of σ and an orientation preserving diffeomorphism $f : \mathbb{R}^2 \rightarrow \mathbb{C}$ such that $f(\sigma) = [-1, 1]$, $f(U) = \{z \in \mathbb{C} \mid |z| < 2\}$.

Let $\alpha(x)$, $0 \leq x$ be a real smooth monotone function such that:

$$\alpha(x) = \begin{cases} 1, & 0 \leq x \leq \frac{3}{2} \\ 0, & 2 \leq x \end{cases}$$

Define a diffeomorphism $h : \mathbb{C} \rightarrow \mathbb{C}$ as follows: for $z = re^{i\varphi} \in \mathbb{C}$ let $h(z) = re^{i(\varphi + \alpha(r)\pi)}$

For the set $\{z \in \mathbb{C} \mid 2 \leq |z|\}$, $h(z) = \text{Id}$, and for the set $\{z \in \mathbb{C} \mid |z| \leq \frac{3}{2}\}$, $h(z)$ is a rotation by 180° in the positive direction.

Considering $(f \circ h \circ f^{-1})|_D$ (we will compose from left to right) we get a diffeomorphism of D which switches a and b and is the identity on $D \setminus U$. Thus it defines an element of $B_n[D, K]$.

The diffeomorphism $(f \circ h \circ f^{-1})|_D$ defined above induces an automorphism on $\pi_1(D \setminus K, u)$, that switches the position of two generators of $\pi_1(D \setminus K, u)$, as can be seen Figure 1.

Definition 1.3. Let $H(\sigma)$ be the braid defined by $(f \circ h \circ f^{-1})|_D$. We call $H(\sigma)$ the positive half-twist defined by σ .

The connection between the topological definition of the half-twists and the geometrical braid can be seen in Figure 2.

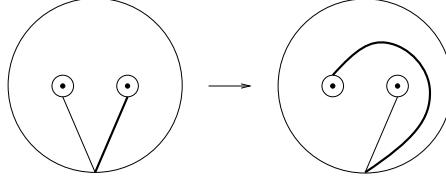


FIGURE 1. The switch of two generators of $\pi_1(D \setminus K, u)$ induced by a half-twist.

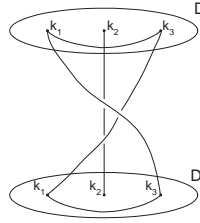


FIGURE 2. The switch of two braid strings induced by a geometric half-twist.

1.2. The braid monodromy. Let C be a real curve in \mathbb{C}^2 of degree n . Denote by $pr_1 : C \rightarrow \mathbb{C}$ and by $pr_2 : C \rightarrow \mathbb{C}$ the projections to the first and second coordinate, defined in the obvious way. For $x \in \mathbb{C}$ we denote $K(x)$ the projection of the points in C which lie with x as their first coordinate to the second coordinate (i.e., $K(x) = pr_2(pr_1^{-1}(x))$).

Let $N \subset \mathbb{C}$ be the set $N = N(C) = \{x \in \mathbb{C} \mid |K(x)| < n\} = \{x_1, \dots, x_p\}$. We restrict ourselves only to the cases where N is finite. Take E to be a closed disc in \mathbb{C} for which $N \subset E \setminus \partial E$. In addition take D to be a closed disc in \mathbb{C} for which D contains all the points $\{K(x) \mid x \in E\}$. That means that when restricted to E , we have $C \subset E \times D$.

With these definitions in hand we may define the *braid monodromy of a projective curve*:

Definition 1.4. Let C be a projective curve of degree n in \mathbb{CP}^2 , L be a generic line at infinity such that $|L \cap C| = n$, and (x, y) is an affine coordinate system for $\mathbb{C}^2 = \mathbb{CP}^2 \setminus L$ such that the projection of C to the first coordinate is generic. For E, D, N defined as above, let $M \in \partial E \cap \mathbb{R}$ be the base point of $\pi_1(E \setminus N)$, and let σ be an element of $\pi_1(E \setminus N)$. To σ there are n lifts in C , each one of them begins and ends in the points of $M \times K(M)$. Projecting these lifts using $pr_2 : C \rightarrow \mathbb{C}$ we get n paths in D which begin and end in the points of $K(M)$. These induce a diffeomorphism of $\pi_1(D \setminus K(M))$ which is the braid group B_n as defined earlier. We call the homomorphism $\varphi : \pi_1(E \setminus N) \rightarrow B_n$ the braid monodromy of C with respect to $L, E \times D, pr_1$, and M .

Let us fix an ordered set of generators $\langle \gamma_1, \dots, \gamma_p \rangle$ for $\pi_1(E \setminus N)$, where $p = |N|$. This set induce a p -tuple defined by $\langle \varphi(\gamma_1), \dots, \varphi(\gamma_p) \rangle$. We call this p -tuple the *braid monodromy factorization* of C .

Definition 1.5. Let $t = (t_1, \dots, t_p) \in B_n^p$. We say that $s = (s_1, \dots, s_p) \in B_n^p$ is obtained from t by the Hurwitz move R_k (or t is obtained from s by the Hurwitz move R_k^{-1}) if:

$$s_i = t_i \text{ for } i \neq k, k+1$$

$$s_k = t_k t_{k+1} t_k^{-1}$$

$$s_{k+1} = t_k$$

Definition 1.6. Two braid monodromy factorizations are called Hurwitz equivalent if they are obtained one from the other by a finite sequence of Hurwitz moves and their inverses.

Now we may define what the braid monodromy type of a curve is. This notion is very significant in the classification of equisingular curves as well as for the classification of surfaces.

Definition 1.7. We say that two curves are of the same BMT (Braid Monodromy Type) if their braid monodromy factorizations are Hurwitz equivalent, up to at most one simultaneous conjugation of all elements of the first factorization by the same braid.

Theorem 1.8. [10] Let C_1 and C_2 be two curves of the same BMT. Then, C_1 and C_2 are isotopic.

Following from Theorem 1.8 is the next corollary:

Corollary 1.9. Let C_1 and C_2 be two curves, and let F_1 and F_2 be the braid monodromy factorization of C_1 and C_2 respectively. If F_1 and F_2 are Hurwitz equivalent, then the braid monodromies of C_1 and C_2 are equivalent.

2. RATIONAL TRANSFORMATION OF THE COMPLEX LINE

The simplest and very illustrative case is a rational transformation of the complex line into the complex projective plane. Three polynomials in one variable $p_0(x)$, $p_1(x)$ and $p_2(x)$ map the complex line \mathbb{C} into the complex projective plane \mathbb{CP}^2 :

$$x \mapsto (p_0(x), p_1(x), p_2(x))$$

The image of the complex line under such transformation can be described explicitly using the notions of the Bezout matrix and the determinantal representation of a curve. Let us recall the definitions.

Lemma 2.1 (Bezout matrix). For every two polynomials in one variable $p(x)$ and $q(x)$ there exists uniquely determined $n \times n$ matrix $B(p, q) = (b_{i,j})_{i,j=0}^n$ such that

$$p(x)q(y) - q(x)p(y) = \sum_{i,j=0}^n b_{i,j} x^i (x-y) y^j,$$

where $n = \max\{\deg(p), \deg(q)\}$.

This matrix is called *Bezout matrix* of the polynomials $p(x)$ and $q(x)$. For proof see [14].

Lemma 2.2 (Determinantal representation of a curve). For every homogeneous polynomial in three variables $\Delta(x_0, x_1, x_2)$ of degree m there exist three $m \times m$ matrices D_0 , D_1 and D_2 such that

$$\Delta(x_0, x_1, x_2) = \det(x_0 D_0 + x_1 D_1 + x_2 D_2)$$

We will say that this is the *determinantal representation* of a curve defined by the polynomial $\Delta(x_0, x_1, x_2)$. For the proof and the classification of determinantal representations of a curve see [15]. Now we can formulate the next theorem.

Theorem 2.3 (Rational image of the complex line). *Let us consider three polynomials in one variable $p_0(x)$, $p_1(x)$ and $p_2(x)$. These polynomials define the rational transformation of the complex line \mathbb{C} into the complex projective plane \mathbb{CP}^2 by the formula $x \mapsto (p_0(x), p_1(x), p_2(x))$. The image of the complex line is the rational curve defined by the polynomial*

$$q(x_0, x_1, x_2) = \det(x_0 B(p_1, p_2) + x_1 B(p_2, p_0) + x_2 B(p_0, p_1))$$

For the proof see [9].

Remark 2.4. *We consider the three polynomials $p_0(x), p_1(x), p_2(x)$ to be of the same degree n , and if this is not the case then we consider the higher coefficients of the polynomials with degree less than n to be zeroes. This is done in order to simplify the formulas, since it is equivalent to the proper formulation which uses three homogeneous polynomials of two variables that map the complex projective line \mathbb{CP}^1 into the complex projective plane \mathbb{CP}^2 .*

3. BRAID MONODROMY OF THE IMAGE OF TWO INTERSECTING LINES

In this chapter we consider the image of the curve C which consists of two intersecting lines defined by $x = 0$ and $y = 0$, under degree 2 rational transformation r into \mathbb{CP}^2 . This implies that the image of the curve $r(C)$ consists of two intersecting conics. We consider only the generic case where the conics do not coincide and none of the conics is degenerated to a line or a point.

3.1. Classification of local braid monodromy. In this section we present all the possibilities of local braid monodromy at an intersection point of two conics.

Theorem 3.1. *The local braid monodromy of two conics at an intersection point depends only on the multiplicity of the point. More precisely, if the multiplicity of the intersection point is n , then the local braid monodromy is the n times full-twist of two strings.*

Proof. There are 4 possibilities for the multiplicity of the intersection point of two conics: 1, 2, 3 and 4. If the multiplicity is 1 then, there exists a small neighborhood of the intersection point where the curve is the intersection of two non-singular branches (see Appendix A, Table 2, point x_3). This case was studied in [11] and the braid monodromy was proved to be a full twists of two strings. If the multiplicity is 2, then at the point of intersection there is a tangency of degree 1 (see Appendix A, Table 3, point x_4). This case was also previously studied in [12], and the braid monodromy was proved to be a double full twists of two strings. Using the technique suggested in [12] this result can easily be generalized, and so in the case where the multiplicity of the intersection point is 3 or 4 the braid monodromy is triple or quadruple full twists of two strings. For examples see Appendix A, Table 5, point x_4 and Table 6, point x_3 respectively. \square

Remark 3.2. *Note that in the case of tangency with multiplicity n it is easy to generalize the results and see that the local braid monodromy at the tangency point is n times the full twists of two strings.*

Let us consider the rational transformation

$$(x, y) \mapsto (p_0(x, y), p_1(x, y), p_2(x, y)).$$

In order to compute the local braid monodromy at the point $(p_0(x_0, y_0), p_1(x_0, y_0), p_2(x_0, y_0))$, we assume that $p_0(x_0, y_0) \neq 0$. We define: $r_1(x, y) = \frac{p_1(x, y)}{p_0(x, y)}$, $r_2(x, y) =$

$\frac{p_2(x, y)}{p_0(x, y)}$, and recursively

$$D_1(x) = r'_2(x, 0) \cdot \frac{1}{r'_1(x, 0)}$$

$$D_n(x) = D'_{n-1}(x, 0) \cdot \frac{1}{r'_1(x, 0)}$$

$$E_1(y) = r'_2(0, y) \cdot \frac{1}{r'_1(0, y)}$$

$$E_n(y) = D'_{n-1}(0, y) \cdot \frac{1}{r'_1(0, y)}$$

Corollary 3.3. *Let $(p_0(x_0, y_0), p_1(x_0, y_0), p_2(x_0, y_0))$ be one of the intersection points of the two conics at the image $r(C)$. Let i be the minimal index for which $D_i(x_0) \neq E_i(y_0)$. Then, the multiplicity of the intersection point is $i + 1$, and thus the local braid monodromy at this intersection point is $(i + 1)$ full twists of two strings.*

Proof. The proof follows immediately from Theorem 3.1 and from the chain formula for computing derivatives. \square

In order to illustrate the above corollary let us consider the rational transformation

$$(x, y) \mapsto (p_0(x, y), p_1(x, y), p_2(x, y)).$$

which is defined by the three polynomials:

$$p_0(x, y) = 1 + \alpha_{10}x + \alpha_{01}y + \alpha_{20}x^2 + \alpha_{02}y^2$$

$$p_1(x, y) = \beta_{10}x + \beta_{01}y + \beta_{20}x^2 + \beta_{02}y^2$$

$$p_2(x, y) = \gamma_{10}x + \gamma_{01}y + \gamma_{20}x^2 + \gamma_{02}y^2$$

which maps the origin to the origin. According to Corollary 3.3 $D_1(0) \neq E_1(0)$ implies that $\gamma_{01}\beta_{10} - \gamma_{10}\beta_{01} \neq 0$, and in this case the braid monodromy at the origin is the full twist of two strings.

Otherwise, if $D_2(0) \neq E_2(0)$ which implies that $\beta_{10}^3(\gamma_{02}\beta_{01} - \gamma_{01}\beta_{02}) + \beta_{01}^3(\gamma_{10}\beta_{20} - \gamma_{20}\beta_{10}) \neq 0$. In this case the braid monodromy at the origin is the double full twist of two strings.

Otherwise, if $D_3(0) \neq E_3(0)$ which implies that $\beta_{10}^5(2\gamma_{02}\beta_{01}\beta_{02} + \gamma_{01}\beta_{02}\beta_{01}\alpha_{01} - 2\gamma_{01}\beta_{02}^2 - \gamma_{02}\alpha_{01}\beta_{01}^2) + \beta_{01}^5(2\gamma_{10}\beta_{20}^2 - 2\gamma_{20}\beta_{10}\beta_{20} + \gamma_{20}\alpha_{10}\beta_{10}^2 - \gamma_{10}\alpha_{10}\beta_{10}\beta_{20}) \neq 0$, then the braid monodromy at the origin is the triple full twist of two strings. Otherwise, the braid monodromy at the origin is the four times full twists of two strings.

3.2. Classification of braid monodromies of two intersecting conics.

In this section we give a complete classification of the braid monodromies of two intersecting conics. We take a projection of \mathbb{CP}^2 onto \mathbb{C}^2 by choosing a generic line at infinity (i.e., the line at infinity intersects the $r(C)$ at exactly 4 points). This implies that the real part of $r(C)$ consists of two intersecting ellipses. We choose a system of coordinates for \mathbb{C}^2 in such a way that above every point of the first coordinate there is at most one singular or branch point of $r(C)$. With this construction we can compute the braid monodromy of $r(C)$ using definition 1.4.

Lemma 3.4. *The two braid monodromy factorizations:*

$$F_1 = \langle \sigma_1^2, \sigma_2, \sigma_3 \sigma_2 \sigma_1 \sigma_2^{-1} \sigma_3^{-1}, \sigma_3 \sigma_2^4 \sigma_3^{-1}, \sigma_3^2 \sigma_2 \sigma_3^{-2}, \sigma_3 \sigma_2^{-1} \sigma_1 \sigma_2 \sigma_3^{-1}, \sigma_3^2 \rangle$$

$$F_2 = \langle \sigma_2, \sigma_2^{-1} \sigma_1^2 \sigma_2, \sigma_3 \sigma_2^{-1} \sigma_1 \sigma_2 \sigma_3^{-1}, \sigma_1^4, \sigma_3 \sigma_2 \sigma_1 \sigma_2^{-1} \sigma_3^{-1}, \sigma_3^2 \sigma_2 \sigma_3^{-2}, \sigma_3^2 \rangle$$

are Hurwitz equivalent.

Proof. To see this activate on F_1 Hurwitz moves R_1^{-1}, R_5, R_4, R_3 and R_4 to get F_2 . \square

Theorem 3.5. *Let C be a curve which consists of two intersecting lines, and let r be a real rational transformation of degree 2. Then, the braid monodromy of $r(C)$ is completely defined by the number and multiplicity of its real self intersection points. Namely,*

- (1) *Four intersection points of multiplicity 1, see Table 2.*
- (2) *Two intersection points of multiplicity 1 and one intersection point of multiplicity 2, see Table 3.*
- (3) *Two intersection points of multiplicity 2, see Table 4.*
- (4) *One intersection point of multiplicity 1 and one intersection point of multiplicity 3, see Table 5.*
- (5) *One intersection point of multiplicity 4, see Table 6.*
- (6) *Two intersection points of multiplicity 1, see Table 7.*
- (7) *One intersection point of multiplicity 2, see Table 8.*

Proof. For any two intersecting lines C there exists a linear isomorphism between C and the two intersecting lines $x = 0$ and $y = 0$. Therefore, without loss of generality, we may assume that the curve C consists of the two intersecting lines $x = 0$ and $y = 0$. Since r is real the image of the origin is real. Hence, there are at most 2 imaginary self intersecting points of $r(C)$. Moreover, such imaginary points must be complex conjugated. Therefore, if there exists an imaginary intersection point, its multiplicity must be 1.

With the above assumptions all possible combinations of real self intersecting points of $r(C)$ are listed in the theorem. For combinations 1, \dots , 6 any two images of C under rational transformations with the same type and multiplicity of intersecting points are diffeomorphic. Hence, they induce the same braid monodromy. Therefore, it is enough to compute the braid monodromy for only one example for each combination. In appendix A we give a complete description of the braid monodromy for each example.

For combination 7 there exists two non diffeomorphic examples. The computation of the braid monodromy for these two examples are given in Tables 8 and 9. By Lemma 3.4 and Corollary 1.9 these two cases yield the same BMT, hence their braid monodromies are equivalent. \square

In Appendix A we give the 8 examples of braid monodromy computations mentioned in the proof of Theorem 3.5. Each example begins by giving the polynomials which define the rational transformation $r(x, y) = (p_0(x, y), p_1(x, y), p_2(x, y))$ and the polynomial defining the image of the curve $r(C)$ (where C is given by $xy = 0$) under this rational transformation. Then, we give a picture of the real part of the image and a table which contains the results of the braid monodromy computation for it. Computations of the braid monodromy were performed according to the generalization of the algorithm given in [12]. This generalization can be found in [8].

Example 3.6. *There exists two birationally isomorphic curves of the same BMT such that their real part are not diffeomorphic.*

Proof. See examples 7 and 8 in combination with Lemma 3.4. \square

4. RATIONAL TRANSFORMATIONS OF PLANE ALGEBRAIC CURVE

In this chapter we present an algorithm for computing the image of any algebraic curve under any rational transformation. In the general case we consider a plane real algebraic curve C . Let us denote the homogeneous polynomial in three variables that defines this curve by $\Delta(x_0, x_1, x_2)$. Three homogeneous polynomials in three variables $p_0(x_0, x_1, x_2)$, $p_1(x_0, x_1, x_2)$ and $p_2(x_0, x_1, x_2)$ define the rational transformation of the plane curve C by the formula:

$$(x_0, x_1, x_2) \mapsto (p_0(x_0, x_1, x_2), p_1(x_0, x_1, x_2), p_2(x_0, x_1, x_2)),$$

where (x_0, x_1, x_2) is a point of the curve, that is $\Delta(x_0, x_1, x_2) = 0$.

The polynomial that defines the image of the curve C under such transformation can be found using the elimination theory along an algebraic curve that was formulated in [14]. Let us recall the basic definitions.

We will denote the degree of the polynomials $p_0(x_0, x_1, x_2)$, $p_1(x_0, x_1, x_2)$ and $p_2(x_0, x_1, x_2)$ by n and the degree of the polynomial $\Delta(x_0, x_1, x_2)$ that defines the curve C by m . According to the Lemma 2.2 there exists a determinantal representation of the polynomial $\Delta(x_0, x_1, x_2)$, which means that there exist three $m \times m$ matrices D_0 , D_1 and D_2 such that $\Delta(x_0, x_1, x_2) = \det(x_0 D_0 + x_1 D_1 + x_2 D_2)$. There is a simple way to find explicitly a determinantal representations of a polynomial (also in more than two variables) by "lifting" it to a noncommutative polynomial (i.e., an element of the free associative algebra) in the same variables; see the forthcoming work [7]. This is an almost immediate corollary of the classical results of Schützenberger [13] and Fliess [6] on realization theory for non commutative rational functions, see [3] for a good exposition and [2] for some recent progress.

We will denote by W_n the space $\mathbb{C}^{m \frac{n(n+1)}{2}}$ as the space of all sets of vectors $(v_{i_1 i_2})$, where each $v_{i_1 i_2} \in \mathbb{C}^m$ and $0 \leq i_1 + i_2 \leq n$. Let us consider a subspace of this space

$$V_n = \{(v_{i_1 i_2}) \in W_n \mid D_0 v_{i_1 i_2} + D_1 v_{(i_1+1)i_2} + D_2 v_{i_1(i_2+1)} = 0\}$$

The subspace V_n plays an important role in the elimination theory along an algebraic curve and we will call V_n the principal subspace.

Lemma 4.1 (Generalized Bezout matrix). *For every two homogeneous polynomials in three variables $p(x_0, x_1, x_2)$ and $q(x_0, x_1, x_2)$ of degree n there exist three $\frac{n(n+1)}{2} \times \frac{n(n+1)}{2}$ symmetric matrices $\beta^1 = (\beta_{i,j}^1)$, $\beta^2 = (\beta_{i,j}^2)$ and $\beta^{12} = (\beta_{i,j}^{12})$ such that $p(x_0, x_1, x_2)q(y_0, y_1, y_2) - q(x_0, x_1, x_2)p(y_0, y_1, y_2) =$*

$$\sum_{|i|=|j|=n} \beta_{i,j}^1 x^i (x_1 y_0 - x_0 y_1) y^j + \beta_{i,j}^2 x^i (x_2 y_0 - x_0 y_2) y^j + \beta_{i,j}^{12} x^i (x_1 y_2 - x_2 y_1) y^j,$$

where:

$$\begin{aligned} i &= (i_0, i_1, i_2), j = (j_0, j_1, j_2) \\ |i| &= i_0 + i_1 + i_2, |j| = j_0 + j_1 + j_2 \\ x &= (x_0, x_1, x_2), y = (y_0, y_1, y_2) \\ x^i &= x_0^{i_0} x_1^{i_1} x_2^{i_2} \text{ and } y^j = y_0^{j_0} y_1^{j_1} y_2^{j_2}. \end{aligned}$$

On the $m \frac{n(n+1)}{2}$ -dimensional space W_n let us define a $m \frac{n(n+1)}{2} \times m \frac{n(n+1)}{2}$ matrix $B(p, q)$:

$$B(p, q) = \beta^{12} \otimes D_0 + \beta^1 \otimes D_1 + \beta^2 \otimes D_2$$

Let us consider the restriction of $B(p, q)$ on the principal subspace V_n :

$$B'(p, q) = \mathcal{P}_{V_n} B(p, q) \mathcal{P}_{V_n}$$

Theorem 4.2 (Rational image of a plane curve). *Let us consider the plane real algebraic curve C defined by the polynomial $\Delta(x_0, x_1, x_2) = \det(x_0 D_0 + x_1 D_1 + x_2 D_2)$ and three homogeneous polynomials in three variables $p_0(x_0, x_1, x_2)$, $p_1(x_0, x_1, x_2)$ and $p_2(x_0, x_1, x_2)$. These polynomials define the rational transformation of the curve C into the complex projective plane $(x_0, x_1, x_2) \mapsto (p_0(x_0, x_1, x_2), p_1(x_0, x_1, x_2), p_2(x_0, x_1, x_2))$. If the basepoints of the transformation do not belong to the curve then the image of the curve is defined by the polynomial*

$$q(x_0, x_1, x_2) = \det(x_0 B'(p_1, p_2) + x_1 B'(p_2, p_0) + x_2 B'(p_0, p_1))$$

Remark 4.3. *If the basepoints of the transformation belong to the curve then we have to restrict the generalized Bezout matrices $B'(p_i, p_j)$ on a certain subspace of V_n defined by the basepoints. For details see [14].*

4.1. Inversion. One of the most important rational transformations of plane algebraic curves is the inversion. Let us consider plane real algebraic curve C defined by the degree m polynomial $\Delta(x_0, x_1, x_2) = \det(x_0 D_0 + x_1 D_1 + x_2 D_2)$ and the rational transformation of this curve defined by the polynomials

$$\begin{aligned} p_0(x_0, x_1, x_2) &= x_1 x_2 \\ p_1(x_0, x_1, x_2) &= x_0 x_2 \\ p_2(x_0, x_1, x_2) &= x_0 x_1. \end{aligned}$$

We call this transformations the *inversion*. The basepoints of the inversion are the points $(0, 0, 1)$, $(0, 1, 0)$ and $(1, 0, 0)$. For simplicity we will assume that the basepoints of the inversion do not belong to the curve C which means that all matrices D_0, D_1, D_2 are non-degenerate.

In this case, $W_2 = \mathbb{C}^{3m}$ and the principal subspace V_2 consists of all vectors (v_{00}, v_{10}, v_{01}) such that $D_0 v_{00} + D_1 v_{10} + D_2 v_{01} = 0$, where $v_{00}, v_{10}, v_{01} \in \mathbb{C}^m$.

It is clear that $p_1(x_0, x_1, x_2)p_2(y_0, y_1, y_2) - p_2(x_0, x_1, x_2)p_1(y_0, y_1, y_2) = x_0(x_2 y_1 - x_1 y_2)y_0 = -x_0(x_1 y_2 - x_2 y_1)y_0$. Therefore

$$\begin{aligned} B(p_1, p_2) &= \beta^{12} \otimes D_0 + \beta^1 \otimes D_1 + \beta^2 \otimes D_2 = \\ &= \begin{pmatrix} -1 & 0 & 0 \\ 0 & 0 & 0 \\ 0 & 0 & 0 \end{pmatrix} \otimes D_0 + \begin{pmatrix} 0 & 0 & 0 \\ 0 & 0 & 0 \\ 0 & 0 & 0 \end{pmatrix} \otimes D_1 + \begin{pmatrix} 0 & 0 & 0 \\ 0 & 0 & 0 \\ 0 & 0 & 0 \end{pmatrix} \otimes D_2 = \\ &= \begin{pmatrix} -D_0 & \mathbb{O} & \mathbb{O} \\ \mathbb{O} & \mathbb{O} & \mathbb{O} \\ \mathbb{O} & \mathbb{O} & \mathbb{O} \end{pmatrix}, \end{aligned}$$

where \mathbb{O} is $m \times m$ zero matrix.

For the pair p_0 and p_1 we have:

$$\begin{aligned} p_0(x_0, x_1, x_2)p_1(y_0, y_1, y_2) - p_1(x_0, x_1, x_2)p_0(y_0, y_1, y_2) &= x_1 x_2 y_0 y_2 - x_0 x_2 y_1 y_2 = \\ &= x_2(x_1 y_0 - x_0 y_1)y_2. \end{aligned}$$

Therefore,

$$B(p_0, p_1) = \beta^{12} \otimes D_0 + \beta^1 \otimes D_1 + \beta^2 \otimes D_2 =$$

$$\begin{pmatrix} 0 & 0 & 0 \\ 0 & 0 & 0 \\ 0 & 0 & 0 \end{pmatrix} \otimes D_0 + \begin{pmatrix} 0 & 0 & 0 \\ 0 & 0 & 0 \\ 0 & 0 & 1 \end{pmatrix} \otimes D_1 + \begin{pmatrix} 0 & 0 & 0 \\ 0 & 0 & 0 \\ 0 & 0 & 0 \end{pmatrix} \otimes D_2 =$$

$$\begin{pmatrix} \mathbb{O} & \mathbb{O} & \mathbb{O} \\ \mathbb{O} & \mathbb{O} & \mathbb{O} \\ \mathbb{O} & \mathbb{O} & D_1 \end{pmatrix}$$

For the pair p_2 and p_0 we have:

$$\begin{aligned} p_2(x_0, x_1, x_2)p_0(y_0, y_1, y_2) - p_0(x_0, x_1, x_2)p_2(y_0, y_1, y_2) &= x_0x_1y_1y_2 - x_1x_2y_0y_1 = \\ &= -x_1(x_2y_0 - x_0y_2)y_1. \end{aligned}$$

Thus,

$$\begin{aligned} B(p_2, p_0) &= \beta^{12} \otimes D_0 + \beta^1 \otimes D_1 + \beta^2 \otimes D_2 = \\ &= \begin{pmatrix} 0 & 0 & 0 \\ 0 & 0 & 0 \\ 0 & 0 & 0 \end{pmatrix} \otimes D_0 + \begin{pmatrix} 0 & 0 & 0 \\ 0 & 0 & 0 \\ 0 & 0 & 0 \end{pmatrix} \otimes D_1 + \begin{pmatrix} 0 & 0 & 0 \\ 0 & -1 & 0 \\ 0 & 0 & 0 \end{pmatrix} \otimes D_2 = \\ &= \begin{pmatrix} \mathbb{O} & \mathbb{O} & \mathbb{O} \\ \mathbb{O} & -D_2 & \mathbb{O} \\ \mathbb{O} & \mathbb{O} & \mathbb{O} \end{pmatrix} \end{aligned}$$

The next corollary follows from the Theorem 4.2.

Corollary 4.4 (Image of plane curve under the action of inversion). *Let us consider the plane real algebraic curve of C degree m defined by the polynomial $\Delta(x_0, x_1, x_2) = \det(x_0D_0 + x_1D_1 + x_2D_2)$, and the rational transformation of this curve into the complex projective plane $(x_0, x_1, x_2) \mapsto (x_1x_2, x_0x_2, x_0x_1)$. If the points $(1, 0, 0)$, $(0, 1, 0)$ and $(0, 0, 1)$ do not belong to the curve C then the image of the curve is defined by the polynomial*

$$q(x_0, x_1, x_2) = \det \mathcal{P}_{V_2} \begin{pmatrix} -x_0D_0 & \mathbb{O} & \mathbb{O} \\ \mathbb{O} & -x_1D_2 & \mathbb{O} \\ \mathbb{O} & \mathbb{O} & x_2D_1 \end{pmatrix} \mathcal{P}_{V_2},$$

where $V_2 = \{(v_{00}, v_{10}, v_{01}) : v_{ij} \in \mathbb{C}^m, D_0v_{00} + D_1v_{10} + D_2v_{01} = 0\}$.

4.2. Example of the transformation of degree 3. Generalized Bezout matrices can be found for a rational transformation of any degree. Let us consider now rational transformation of degree 3 defined by the polynomials:

$$\begin{aligned} p_0(x_0, x_1, x_2) &= x_0x_1x_2 \\ p_1(x_0, x_1, x_2) &= x_1^3 + ax_1x_2^2 \\ p_2(x_0, x_1, x_2) &= x_2^3 + bx_1^2x_2 \end{aligned}$$

For the pair p_0 and p_1 one may see that

$$\begin{aligned} p_0(x_0, x_1, x_2)p_1(y_0, y_1, y_2) - p_1(x_0, x_1, x_2)p_0(y_0, y_1, y_2) &= -x_1^2(x_1y_0 - x_0y_1)y_1y_2 - \\ x_1x_2(x_1y_0 - x_0y_1)y_1^2 - ax_1x_2(x_2y_0 - x_0y_2)y_1y_2 + x_1^2(x_2y_0 - x_0y_2)y_1^2. \end{aligned}$$

For the pair p_2 and p_0 one may see that

$$\begin{aligned} p_2(x_0, x_1, x_2)p_0(y_0, y_1, y_2) - p_0(x_0, x_1, x_2)p_2(y_0, y_1, y_2) &= x_2^2(x_2y_0 - x_0y_2)y_1y_2 + \\ x_1x_2(x_2y_0 - x_0y_2)y_2^2 + bx_1x_2(x_1y_0 - x_0y_1)y_1y_2 - x_2^2(x_1y_0 - x_0y_1)y_2^2. \end{aligned}$$

For the pair p_1 and p_2 one may see that

$$\begin{aligned} p_1(x_0, x_1, x_2)p_2(y_0, y_1, y_2) - p_2(x_0, x_1, x_2)p_1(y_0, y_1, y_2) &= x_1^2(x_1y_2 - x_2y_1)y_2^2 + (1 - \\ ab)x_1x_2(x_1y_2 - x_2y_1)y_1y_2 + x_2^2(x_1y_2 - x_2y_1)y_1^2 + ax_2^2(x_1y_2 - x_2y_1)y_2^2 + bx_1^2(x_1y_2 - \\ x_2y_1)y_1^2. \end{aligned}$$

Therefore

$$\begin{aligned}
B(p_0, p_1) &= \begin{pmatrix} \mathbb{O} & \mathbb{O} & \mathbb{O} & \mathbb{O} & \mathbb{O} & \mathbb{O} \\ \mathbb{O} & \mathbb{O} & \mathbb{O} & \mathbb{O} & \mathbb{O} & \mathbb{O} \\ \mathbb{O} & \mathbb{O} & \mathbb{O} & \mathbb{O} & \mathbb{O} & \mathbb{O} \\ \mathbb{O} & \mathbb{O} & \mathbb{O} & D_2 & -D_1 & \mathbb{O} \\ \mathbb{O} & \mathbb{O} & \mathbb{O} & -D_1 & -aD_2 & \mathbb{O} \\ \mathbb{O} & \mathbb{O} & \mathbb{O} & \mathbb{O} & \mathbb{O} & \mathbb{O} \end{pmatrix} \\
B(p_2, p_0) &= \begin{pmatrix} \mathbb{O} & \mathbb{O} & \mathbb{O} & \mathbb{O} & \mathbb{O} & \mathbb{O} \\ \mathbb{O} & \mathbb{O} & \mathbb{O} & \mathbb{O} & \mathbb{O} & \mathbb{O} \\ \mathbb{O} & \mathbb{O} & \mathbb{O} & \mathbb{O} & \mathbb{O} & \mathbb{O} \\ \mathbb{O} & \mathbb{O} & \mathbb{O} & \mathbb{O} & \mathbb{O} & \mathbb{O} \\ \mathbb{O} & \mathbb{O} & \mathbb{O} & \mathbb{O} & bD_1 & D_2 \\ \mathbb{O} & \mathbb{O} & \mathbb{O} & \mathbb{O} & D_2 & -D_1 \end{pmatrix} \\
B(p_1, p_2) &= \begin{pmatrix} \mathbb{O} & \mathbb{O} & \mathbb{O} & \mathbb{O} & \mathbb{O} & \mathbb{O} \\ \mathbb{O} & \mathbb{O} & \mathbb{O} & \mathbb{O} & \mathbb{O} & \mathbb{O} \\ \mathbb{O} & \mathbb{O} & \mathbb{O} & \mathbb{O} & \mathbb{O} & \mathbb{O} \\ \mathbb{O} & \mathbb{O} & \mathbb{O} & bD_0 & \mathbb{O} & D_0 \\ \mathbb{O} & \mathbb{O} & \mathbb{O} & \mathbb{O} & (1-ab)D_0 & \mathbb{O} \\ \mathbb{O} & \mathbb{O} & \mathbb{O} & D_0 & \mathbb{O} & aD_0 \end{pmatrix}
\end{aligned}$$

and the image of the curve under this transformation can be found from Theorem 4.2.

4.3. Example of braid monodromy of de-singularized curve. The technique described in this chapter allows to compute explicit formulas for the image of an algebraic curve of any degree under any rational transformation. In particular, it seems to be interesting to study the connection between the braid monodromies of singular algebraic curves and their images under the action of de-singularizing rational transformations.

Let us consider the degree 4 singular curve C defined by the polynomial:

$$q(x, y) = x^3y - xy^3 + 2x^3 - y^3$$

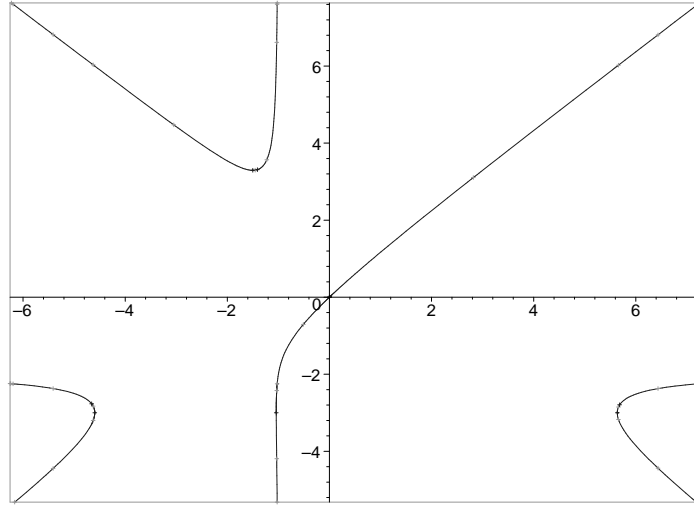
Figure 3 is the graph of the real part of C .

By the technique mentioned in this chapter, it is possible to find a determinantal representation for this curve. One of these determinantal representations is:

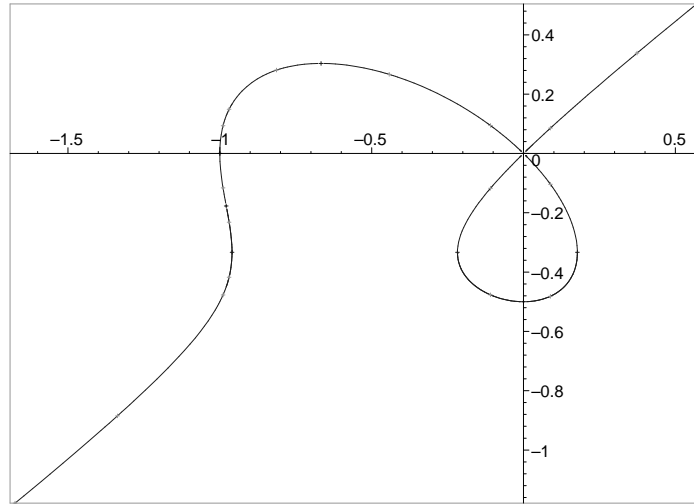
$$\det \left(\begin{pmatrix} 2 & 0 & -2 & 0 \\ 0 & -2 & -1 & 0 \\ -2 & -1 & 0 & 0 \\ 0 & 0 & 0 & 0 \end{pmatrix} + x \begin{pmatrix} 0 & 0 & 0 & 0 \\ 0 & 0 & -2 & -1 \\ 0 & -2 & -1 & 0 \\ 0 & -1 & 0 & 1 \end{pmatrix} + y \begin{pmatrix} 4 & 0 & 0 & 2 \\ 0 & 0 & 0 & 0 \\ 0 & 0 & 0 & 0 \\ 2 & 0 & 0 & 1 \end{pmatrix} \right)$$

It is clear that some singularity of this curve occurs at infinity. This implies that it might turn to be a very complicated task to compute the braid monodromy of this curve. On the other hand, we may de-singularize this curve using inversion. The image will then be the curve C_1 defined by the polynomial

$$\begin{aligned}
q_1(x, y) &= \det \left(\begin{pmatrix} -2 & 0 & 2 \\ 0 & 2 & 1 \\ 2 & 1 & 0 \end{pmatrix} + x \begin{pmatrix} 0 & 2 & 1 \\ 2 & 1 & 0 \\ 1 & 0 & -1 \end{pmatrix} + y \begin{pmatrix} -1 & 0 & 1 \\ 0 & 0 & 0 \\ 1 & 0 & -1 \end{pmatrix} \right) = \\
&= x^3 - 2y^3 + x^2 - y^2
\end{aligned}$$

FIGURE 3. The real part of C

It is clear that C and C_1 are birationally isomorphic, and that C_1 is an almost real curve (i.e., it is defined with real coefficients and all its singular and branch points all have different real coordinates). Therefore, it is possible to compute the braid monodromy of C_1 using the algorithm given in [12]. Figure 4 is the graph of the real part of C_1 , and Table 1 describes its braid monodromy.

FIGURE 4. The real part of C_1

We saw that there are some connections between the braid monodromy of plane algebraic curves and the local braid monodromy of its image under degree 2 rational transformation. Generalizing this connection for curves and rational transformations of higher degree is the goal of our next research.






Singular point	x_1	x_2	x_3	x_4	x_5
Braid monodromy	$\sigma_2^{-1}\sigma_1\sigma_2$	σ_1^2	σ_2	σ_2	$\sigma_2^{-1}\sigma_1\sigma_2$
Geometrical half-twist					

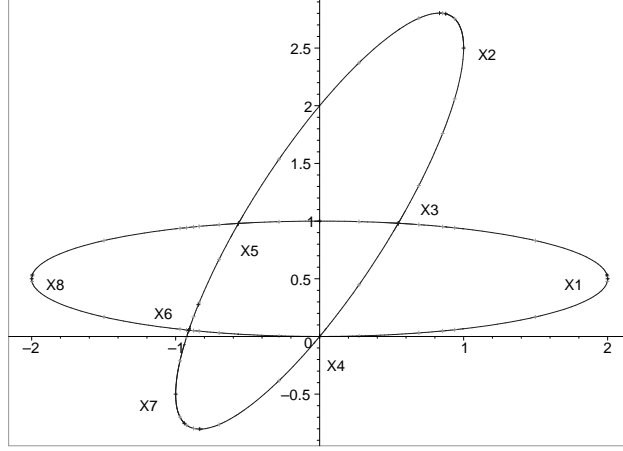
TABLE 1. Braid monodromy results for the curve C_1 .

5. APPENDIX A - BRAID MONODROMIES FOR THE PROOF OF THEOREM 3.5

5.1. **Example 1. Four intersection points of multiplicity 1.**

$$p_0(x, y) = 1 + x^2 + y^2, p_1(x, y) = 2x + 4y, p_2(x, y) = 2x^2 + 3x + y^2$$

$$r(C) \text{ is defined by: } (x^2 + 16y^2 - 16y)(13x^2 - 12xy + 4y^2 + 12x - 8y) = 0$$

FIGURE 5. Real part of $r(C)$ for Example 1

Singular point	x_1	x_2	x_3	x_4
Braid monodromy	σ_2	$\sigma_3\sigma_2\sigma_1\sigma_2^{-1}\sigma_3^{-1}$	$\sigma_3\sigma_2^2\sigma_3^{-1}$	σ_3^2
Geometrical half-twist	$\cdot \text{---} \cdot$	$\cdot \cdot \cdot$ ⌢	$\cdot \cdot \cdot$ ⌢ ₂	$\cdot \text{---} \cdot$ ⌢ ₂
Singular point	x_5	x_6	x_7	x_8
Braid monodromy	σ_1^2	$\sigma_2\sigma_1^2\sigma_2^{-1}$	$\sigma_3\sigma_2\sigma_1\sigma_2^{-1}\sigma_3^{-1}$	σ_2
Geometrical half-twist	$\cdot \cdot \text{---} \cdot$ ⌢ ₂	$\cdot \cdot \cdot$ ⌢ ₂	$\cdot \cdot \cdot$ ⌢	$\cdot \text{---} \cdot$

TABLE 2. Braid monodromy results for Example 1.

5.2. Example 2. Two intersection points of multiplicity 1 and one of multiplicity 2.

$$p_0(x, y) = 1 + x^2 + y^2, p_1(x, y) = 1.5x + 2y, p_2(x, y) = 3x^2 + y^2$$

$$r(C) \text{ is defined by: } (x^2 + 4y^2 - 4y)(36x^2 + 9y^2 - 27y) = 0$$

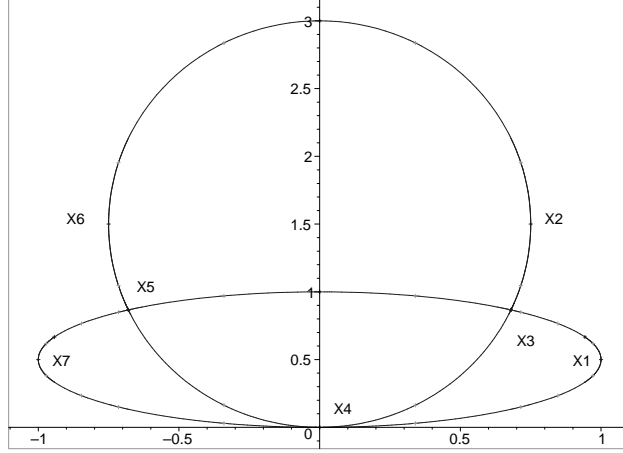


FIGURE 6. Real part of $r(C)$ for Example 2

Singular point	x_1	x_2	x_3	x_4
Braid monodromy	σ_2	$\sigma_3 \sigma_2 \sigma_1 \sigma_2^{-1} \sigma_3^{-1}$	$\sigma_3 \sigma_2^2 \sigma_3^{-1}$	σ_3^4
Geometrical half-twist	$\cdot \text{---} \cdot$	$\cdot \text{---} \cdot$	$\cdot \text{---} \cdot$	$\cdot \text{---} \cdot$
Singular point	x_5	x_6	x_7	
Braid monodromy	$\sigma_3^{-1} \sigma_2^2 \sigma_3$	$\sigma_3^{-1} \sigma_2^{-1} \sigma_1 \sigma_2 \sigma_3$	σ_2	
Geometrical half-twist	$\cdot \text{---} \cdot$	$\cdot \text{---} \cdot$	$\cdot \text{---} \cdot$	

TABLE 3. Braid monodromy results for Example 2

5.3. Example 3. Two intersection points of multiplicity 2.

$p_0(x, y) = 1 + x^2 + y^2$, $p_1(x, y) = 2x + y + x^2 + y^2$, $p_2(x, y) = 2x + y - x^2 - y^2$
 $r(C)$ is defined by: $(2x^2 + 2y^2 - 2x + 2y)(5x^2 - 6xy + 5y^2 - 8x + 8y) = 0$

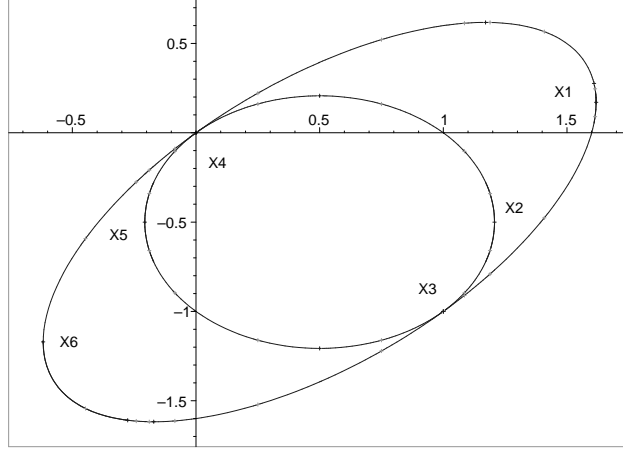


FIGURE 7. Real part of $r(C)$ for Example 3

Singular point	x_1	x_2	x_3	x_4
Braid monodromy	σ_2	$\sigma_3 \sigma_2^{-1} \sigma_1 \sigma_2 \sigma_3^{-1}$	σ_3^4	σ_1^4
Geometrical half-twist	$\cdot \text{---} \cdot$	$\cdot \text{---} \cdot$	$\cdot \text{---} \cdot$	$\cdot \text{---} \cdot$
Singular point	x_5	x_6		
Braid monodromy	$\sigma_3^{-1} \sigma_2 \sigma_1 \sigma_2^{-1} \sigma_3$	σ_2		
Geometrical half-twist	$\cdot \text{---} \cdot$	$\cdot \text{---} \cdot$		

TABLE 4. Braid monodromy results for Example 3.

5.4. Example 4. One intersection point of multiplicity 1 and one intersection point of multiplicity 3.

$p_0(x, y) = 1 + x^2 + y^2$, $p_1(x, y) = x + x^2 + y$, $p_2(x, y) = x + y - y^2$
 $r(C)$ is defined by: $(2x^2 - 2xy + y^2 - x + y)(x^2 - 2xy + 2y^2 - x + y) = 0$

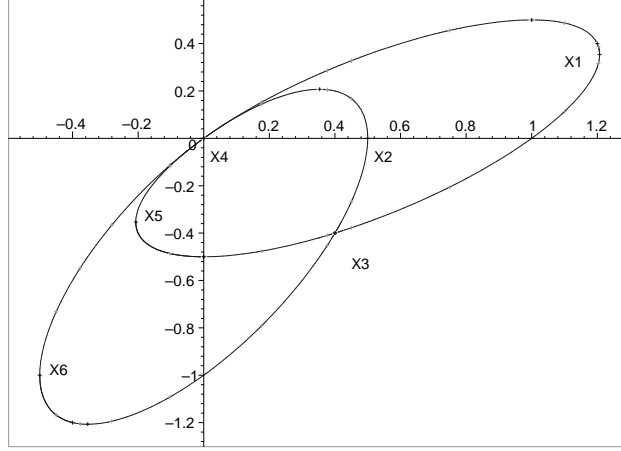


FIGURE 8. Real part of $r(C)$ for Example 4

Singular point	x_1	x_2	x_3	x_4
Braid monodromy	σ_2	$\sigma_3 \sigma_2^{-1} \sigma_1 \sigma_2 \sigma_3^{-1}$	σ_3^2	σ_1^6
Geometrical half-twist	$\cdot \text{---} \cdot$	$\cdot \text{---} \cdot$	$\text{---} \cdot \text{---} \cdot$	$\cdot \text{---} \cdot \text{---} \cdot$
Singular point	x_5	x_6		
Braid monodromy	$\sigma_1^{-2} \sigma_2 \sigma_1^2$	$\sigma_3 \sigma_2 \sigma_1 \sigma_2^{-1} \sigma_3^{-1}$		
Geometrical half-twist	$\cdot \text{---} \cdot$	$\cdot \text{---} \cdot$		

TABLE 5. Braid monodromy results for Example 4.

5.5. Example 5. One intersection point of multiplicity 4.

$$p_0(x, y) = 1 + x^2 + y^2, p_1(x, y) = 2x + y, p_2(x, y) = 4x^2 + y^2$$

$$r(C) \text{ is defined by: } (x^2 + y^2 - y)(4x^2 + y^2 - 4y) = 0$$

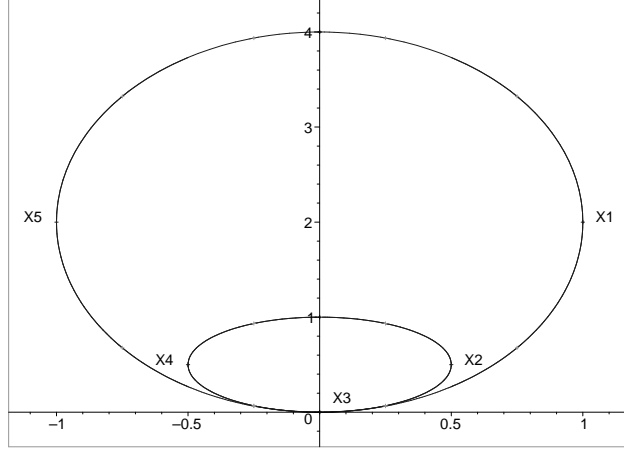


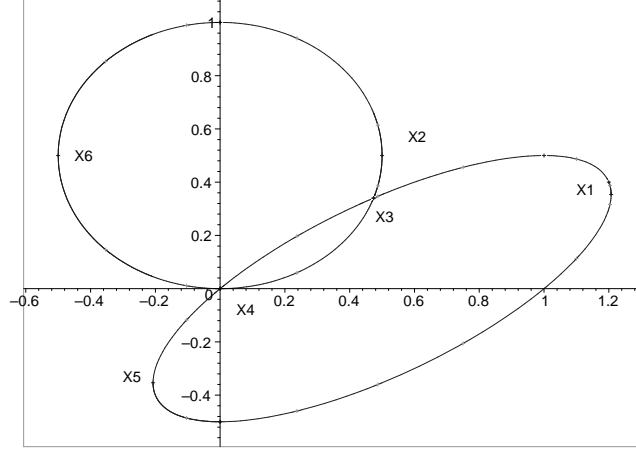
FIGURE 9. Real part of $r(C)$ for Example 5

Singular point	x_1	x_2	x_3	x_4
Braid monodromy	σ_2	$\sigma_3 \sigma_2^{-1} \sigma_1 \sigma_2 \sigma_3^{-1}$	σ_3^8	$\sigma_3^{-3} \sigma_2^{-1} \sigma_1 \sigma_2 \sigma_3^3$
Geometrical half-twist	$\cdot \text{---} \cdot$	$\cdot \text{---} \cdot$	$\cdot \text{---} \cdot$	$\cdot \text{---} \cdot$
Singular point	x_5			
Braid monodromy	$\sigma_1^2 \sigma_3^{-1} \sigma_2 \sigma_3 \sigma_2^{-1} \sigma_3 \sigma_1^{-2}$			
Geometrical half-twist	$\cdot \text{---} \cdot$			

TABLE 6. Braid monodromy results for Example 5.

5.6. Example 6. Two intersection points of multiplicity 1.

$p_0(x, y) = 1 + x^2 + y^2$, $p_1(x, y) = x + x^2 + y$, $p_2(x, y) = x + y^2$
 $r(C)$ is defined by: $(x^2 + y^2 - y)(x^2 - 2xy + 2y^2 - x + y) = 0$


 FIGURE 10. Real part of $r(C)$ for Example 6

Singular point	x_1	x_2	x_3	x_4
Braid monodromy	σ_2	$\sigma_2^{-1}\sigma_1^2\sigma_2$	$\sigma_3\sigma_2\sigma_1\sigma_2^{-1}\sigma_3^{-1}$	$\sigma_3\sigma_2^2\sigma_3^{-1}$
Geometrical half-twist	$\cdot \text{---} \cdot$	$\cdot \overset{2}{\curvearrowright} \cdot$	$\cdot \text{---} \cdot$	$\cdot \overset{2}{\curvearrowright} \cdot$
Singular point	x_5	x_6	x_7	x_8
Braid monodromy	$\sigma_3\sigma_2^2\sigma_3^{-1}$	$\sigma_3^2\sigma_2\sigma_3^{-2}$	$\sigma_3\sigma_2^{-1}\sigma_1\sigma_2\sigma_3^{-1}$	σ_3^2
Geometrical half-twist	$\cdot \overset{2}{\curvearrowright} \cdot$	$\cdot \overset{2}{\curvearrowright} \cdot$	$\cdot \text{---} \cdot$	$\cdot \text{---} \cdot$

TABLE 7. Braid monodromy results for Example 6

5.7. Example 7. One intersection points of multiplicity 2 - type a.

$p_0(x, y) = 1 + x^2 + y^2$, $p_1(x, y) = 3x + y + 2x^2 - y^2$, $p_2(x, y) = 3x + y - 2x^2 + y^2$
 $r(C)$ is defined by: $(x^2 + y^2 + x - y)(13x^2 - 10xy + 13y^2 - 36x + 36y) = 0$

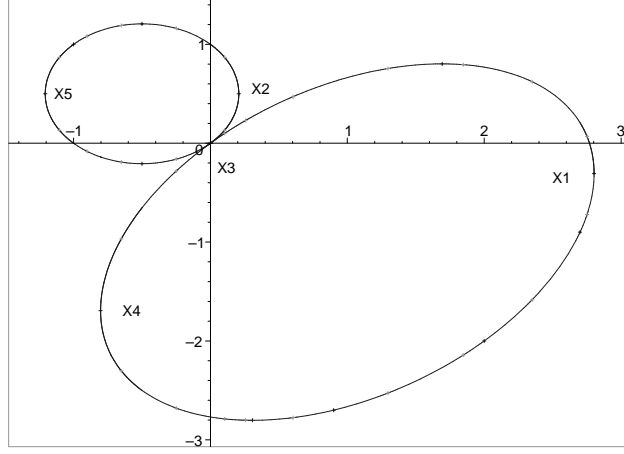


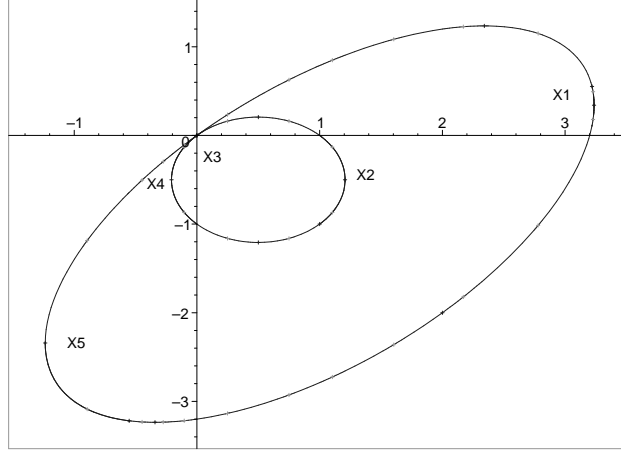
FIGURE 11. Real part of $r(C)$ for Example 7

Singular point	x_1	x_2	x_3	x_4
Braid monodromy	σ_1^2	σ_2	$\sigma_3 \sigma_2 \sigma_1 \sigma_2^{-1} \sigma_3^{-1}$	$\sigma_3 \sigma_2^4 \sigma_3^{-1}$
Geometrical half-twist	$\cdot \quad \cdot \quad \xrightarrow{2}$	$\cdot \quad \xrightarrow{\quad} \cdot$	$\cdot \quad \cdot \quad \cdot \quad \cdot$ ⤿	$\cdot \quad \cdot \quad \cdot \quad \cdot$ ⤿ 4
Singular point	x_5	x_6	x_7	
Braid monodromy	$\sigma_3^2 \sigma_2 \sigma_3^{-2}$	$\sigma_3 \sigma_2^{-1} \sigma_1 \sigma_2 \sigma_3^{-1}$	σ_3^2	
Geometrical half-twist	$\cdot \quad \cdot \quad \cdot \quad \cdot$ ⤿	$\cdot \quad \cdot \quad \cdot \quad \cdot$ ⤿	$\cdot \quad \cdot \quad \cdot \quad \cdot$ ⤿ 2	

TABLE 8. Braid monodromy results for Example 7

5.8. Example 8. One intersection points of multiplicity 2 - type b.

$p_0(x, y) = 1 + x^2 + y^2$, $p_1(x, y) = 4x + y + 2x^2 + y^2$, $p_2(x, y) = 4x + y - 2x^2 - y^2$
 $r(C)$ is defined by: $(x^2 + y^2 - x + y)(5x^2 - 6xy + 5y^2 - 16x + 16y) = 0$


 FIGURE 12. Real part of $r(C)$ for Example 8

Singular point	x_1	x_2	x_3	x_4
Braid monodromy	σ_2	$\sigma_2^{-1}\sigma_1^2\sigma_2$	$\sigma_3\sigma_2^{-1}\sigma_1\sigma_2\sigma_3^{-1}$	σ_1^4
Geometrical half-twist	$\cdot \longleftarrow \cdot$	$\cdot \overset{2}{\curvearrowright} \cdot$	$\cdot \curvearrowright \cdot$	$\cdot \cdot \overset{4}{\longleftarrow} \cdot$
Singular point	x_5	x_6	x_7	
Braid monodromy	$\sigma_3\sigma_2\sigma_1\sigma_2^{-1}\sigma_3^{-1}$	$\sigma_3^2\sigma_2\sigma_3^{-2}$	σ_3^2	
Geometrical half-twist	$\cdot \cdot \curvearrowright$	$\cdot \curvearrowright \cdot$	$\overset{2}{\longleftarrow} \cdot \cdot$	

TABLE 9. Braid monodromy results for Example 8

REFERENCES

- [1] Artin, E., *Theory of braids*, Ann. Math. **48** (1947), 101-126.
- [2] Ball, J. A., Malekorn, T. and Groenewalde, G. *Structured noncommutative multidimensional linear systems*, preprint.
- [3] Berstel, J. and Reutnaur, C. *Rational Series and their Languages*, EATCS Monographs on Theoretical Computer Science, Springer, 1984.
- [4] Birman, J., *Braids, links and mapping class groups*, Ann. Math Studies 82, Princeton University Press, 1975.
- [5] Dehornoy, P., *Braids and Self Distributivity*, Progress in Mathematics, volume 192;. Birkhauser (2000).
- [6] Fliess, M., *Matrices de Hankel*, J. Math Pure Appl., 53, (1974) and 197-222 & erratum 54 (1975).
- [7] Helton, W., McCullough, S. and Vinnikov, V., *Noncommutative Convexity Arises from Linear Matrix Inequalities*, in preparation.
- [8] Kaplan, S. and Teicher, M., *Computing Braid Monodromy and the Moishezon Teicher Algorithm*, in preparation.
- [9] Kravitsky N., *On the discriminant function of two commuting nonselfadjoint operators*, Integral Equations Operator Theory 3/1, p. 97-124, 1980.
- [10] Kulikov, V. S. and Teicher, M., *Braid monodromy factorizations and diffeomorphism types*, Izv. Ross. Akad. Nauk Ser. Mat. **64**(2), 89–120 (2000) [Russian]; *English transl.*, Izvestiya Math. **64**(2), 311–341 (2000).
- [11] Moishezon, B. and Teicher, M., *Braid group techniques in complex geometry I, Line arrangements in \mathbb{CP}^2* , Contemporary Math. 78 (1988), 425-555.
- [12] Moishezon, B. and Teicher, M., *Braid Group Techniques in Complex Geometry II: From arrangements of lines to cuspidal curves*, LNM 1479 (1989), 131-179.
- [13] Schützenberger, M. P. *On the definition of a family of automata*, Information and Control 4 1961 p. 245–270.
- [14] Shapiro A., Vinnikov V., *Rational transformations of algebraic curves and elimination theory*, Linear Algebra and its Applications, preprint.
- [15] Vinnikov V., *Self-adjoint determinantal representations of real plane curves*, Math. Ann., 296 (1993), p. 453-473.

SHMUEL KAPLAN, ALEXANDER SHAPIRO AND MINA TEICHER, DEPARTMENT OF MATHEMATICS
AND STATISTICS, BAR-ILAN UNIVERSITY, RAMAT-GAN 52900, ISRAEL
E-mail address: [kaplansh, sapial, teicher]@math.biu.ac.il