

CONTACT STRUCTURES ON OPEN 3-MANIFOLDS

JAMES J. TRIPP

ABSTRACT. In this paper, we study contact structures on any open manifold V which is the interior of a compact manifold. To do this, we introduce proper contact isotopy invariants called the slope at infinity and the division number at infinity. We first prove several classification theorems for $T^2 \times [0, \infty)$, $T^2 \times \mathbb{R}$, and $S^1 \times \mathbb{R}^2$ using these concepts. This investigation yields infinitely many tight contact structures on $T^2 \times [0, \infty)$, $T^2 \times \mathbb{R}$, and $S^1 \times \mathbb{R}^2$ which admit no precompact embedding into another tight contact structure on the same space. Finally, we show that if V is irreducible and has an end of nonzero genus, then there are uncountably many tight contact structures on V that are not contactomorphic, yet are isotopic. Similarly, there are uncountably many overtwisted contact structures on V that are not contactomorphic, yet are isotopic.

1. INTRODUCTION

Recently, there has been much work towards the classification of tight contact structures on compact 3-manifolds up to isotopy (relative to the boundary). In particular, Honda and Giroux provided several classification theorems for solid tori, toric annuli, torus bundles over the circle, and circle bundles over surfaces [Gi1, Gi2, Gi3, Ho2, Ho3]. In comparison, tight contact structures on open 3-manifolds have been virtually unstudied. Two main results dealing with open contact manifolds are due to Eliashberg. In [El1], Eliashberg shows that \mathbb{R}^3 has a unique tight contact structure. It is immediate from his proof that $S^2 \times [0, \infty)$ has a unique tight contact structure with a fixed characteristic foliation on $S^2 \times 0$. Therefore, the classification of tight contact structures on open manifolds with only S^2 ends can be reduced to the case of compact manifolds. In [El3], Eliashberg shows that, in contrast to the situation for S^2 ends, there are uncountably many tight contact structures on $S^1 \times \mathbb{R}^2$ that are not contactomorphic.

In this paper, we study tight contact structures on any open manifold V which is the interior of a compact manifold. Due to the failure of Gray's Theorem on open contact manifolds, we relegate ourselves to the study of tight contact structures up to *proper isotopy*, by which we mean isotopy of the underlying manifold rather than a one-parameter family of contact structures. When we say that two contact structures are isotopic, we will mean that they are connected by a one-parameter family of contact structures. We first introduce two new proper isotopy invariants which we call the *slope at infinity* and the *division number at infinity* of an end $\Sigma_g \times [0, \infty)$ of an open contact manifold. These invariants are most naturally defined for toric ends $T^2 \times [0, \infty)$, where we take our inspiration from the usual definition of the slope and division number of a convex torus. Using these invariants and Honda's work in [Ho2], we essentially classify tight contact structures on toric ends $T^2 \times [0, \infty)$. In particular, we show that there is a natural bijection between tight

Date: This Version: July 30, 2004.

1991 *Mathematics Subject Classification.* Primary 53C15; Secondary 57M50.

Key words and phrases. contact structure, open manifold.

toric annuli and tight toric ends that *attain* the slope at infinity and have finite division number at infinity. However, we also show that for any slope at infinity there is an infinite family of tight toric ends which do not attain the slope at infinity and therefore do not come from closed toric annuli. Interestingly, these contact structures are strange enough that they cannot be properly embedded in another tight contact manifold. This yields the following

Theorem 1.1. *Let X be $T^2 \times [0, \infty)$, $T^2 \times \mathbb{R}$ or $S^1 \times \mathbb{R}^2$. For each slope at infinity, there exist infinitely many tight contact structures on X with that slope which admit no precompact embedding homotopic to the identity into X with any tight contact structure.*

Finally, just as high torus division number is a problem in the classification of toric annuli, contact structures with infinite division number at infinity prove difficult to understand. However, we are able to use the notion of *stable disk equivalence* to partially understand this situation. Precise statements of all of these results are in Section 4. In Section 5, we use these results to reduce the classification of tight contact structures on $S^1 \times \mathbb{R}^2$ and $T^2 \times \mathbb{R}$ to the classification of the corresponding toric ends. It is interesting to note that each contact structure on $S^1 \times \mathbb{R}^2$ considered by Eliashberg in [El3] has a different slope at infinity.

In the second half of the paper, we use the notion of the slope at infinity to prove a generalization of Eliashberg's result in [El3]:

Theorem 1.2. *Let V be any open 3-manifold which is the interior of a compact, irreducible, connected 3-manifold M such that ∂M is nonempty and contains at least one component of nonzero genus. Then V supports uncountably many tight contact structures which are not contactomorphic, yet are isotopic.*

Eliashberg's proof involves computing the contact shape of the contact structures on $S^1 \times \mathbb{R}^2$, which in turn relies on a previous computation of the symplectic shape of certain subsets of $T^n \times \mathbb{R}^n$ done in [Si]. We bypass the technical difficulties of computing the symplectic shape by employing convex surface theory in the end of V . The first step in the proof is to put a tight contact structure on the manifold M with a certain dividing curve configuration on the boundary. To do this, we use the correspondence between taut sutured manifolds and tight contact structures covered in [HKM]. We then find nested sequences of surfaces which allow us to construct a contact manifold (V, η_s) for every $s \in (-2, -1)$. We distinguish these contact structures up to proper isotopy by showing that they have different slopes at infinity. Since the mapping class group of an irreducible 3-manifold with boundary is countable (see [McC]), uncountably many of the η_s are not contactomorphic. To simplify the presentation of the proof, we first present the proof in the case when ∂M is incompressible and connected in Section 6.2. We deal with the general case in Section 6.3.

In [El1], Eliashberg declares a contact structures on an open 3-manifold V to be *overtwisted at infinity* if for every relatively compact $U \subset V$, each noncompact component of $V \setminus U$ is overtwisted. If the contact structure is tight outside of a compact set, then it is *tight at infinity*. He then uses his classification for overtwisted contact structures in [El2] to show that any two contact structures that are overtwisted at infinity and homotopic as plane fields are properly isotopic. In contrast to this result, we have the following:

Theorem 1.3. *Let V be any open 3-manifold which is the interior of a compact, irreducible, connected 3-manifold M such that ∂M is nonempty and contains at least one component of nonzero*

genus. Then V supports uncountably many overtwisted contact structures which are tight at infinity and which are not contactomorphic, yet are isotopic.

2. BACKGROUND AND CONVENTIONS

For general facts about 3-manifolds, we refer the reader to [He]. For terminology and facts about contact geometry and especially convex surface theory, we refer to [Ho2] and [Et]. Given a convex surface S in a contact 3-manifold, we denote the dividing set of S by Γ_S . The Legendrian Realization Principle (see [Ho2]) says that any nonisolating collection of arcs and closed curves on a convex surface can be made Legendrian after an isotopy of the surface. When we say “LeRP”, we will mean “apply the Legendrian Realization Principle” to a collection of curves. We will use this as a verb and call this process “LeRPing” a collection of curves.

Given a simple closed curve c in an oriented surface Σ , define a *positive Dehn twist about c* to be the automorphism $D_c : \Sigma \rightarrow \Sigma$, which has support near c as follows. Let N be a neighborhood of c which is identified (by oriented coordinate charts) with the annulus $\{a \in \mathbb{C} | 1 \leq |a| \leq 2\} \subset \mathbb{C}$. Let $D_c(a) = e^{-i2\pi(|a|-1)}a$ on N and let D_c be the identity on $\Sigma \setminus N$. The inverse of D_c is a *negative Dehn twist about c* .

For the reader’s convenience, we list some of the definitions and results in [HKM] which we will need later.

A *sutured manifold* (M, γ) is a compact oriented 3-manifold M together with a set $\gamma \subset \partial M$ of pairwise disjoint annuli $A(\gamma)$ and tori $T(\gamma)$. $R(\gamma)$ denotes $\partial M \setminus \text{int}(\gamma)$. Each component of $R(\gamma)$ is oriented. $R_+(\gamma)$ is defined to be those components of $R(\gamma)$ whose normal vectors point out of M and R_- is defined to be $R(\gamma) \setminus R_+(\gamma)$. Each component of $A(\gamma)$ contains a *suture* which is a homologically nontrivial, oriented simple closed curve. The set of sutures is denoted $s(\gamma)$. The orientation on $R_+(\gamma)$, $R_-(\gamma)$ and $s(\gamma)$ are related as follows. If $\alpha \subset \partial M$ is an oriented arc with $\partial\alpha \subset R(\gamma)$ that intersects $s(\gamma)$ transversely in a single point and if $s(\gamma) \cdot \alpha = 1$, then α must start in $R_+(\gamma)$ and end in $R_-(\gamma)$.

A *sutured manifold with annular sutures* is a sutured manifold (M, γ) such that ∂M is nonempty, every component of γ is an annulus, and each component of ∂M contains a suture. A sutured manifold (M, γ) with annular sutures determines an *associated convex structure* (M, Γ) , where $\Gamma = s(\gamma)$. For more on this correspondence, see [HKM].

A transversely oriented codimension-1 foliation \mathcal{F} is *carried by* (M, γ) if \mathcal{F} is transverse to γ and tangent to $R(\gamma)$ with the normal direction pointing outward along $R_+(\gamma)$ and inward along $R_-(\gamma)$, and $\mathcal{F}|_\gamma$ has no Reeb components. \mathcal{F} is *taut* if each leaf intersects some closed curve or properly embedded arc connecting $R_-(\gamma)$ to $R_+(\gamma)$ transversely.

Let S be a compact oriented surface with components S_1, \dots, S_n . Let $\chi(S_i)$ be the Euler characteristic of S_i . The *Thurston norm of S* is defined to be

$$x(S) = \sum_{\chi(S_i) < 0} |\chi(S_i)|.$$

A sutured manifold (M, γ) is *taut* if

- (1) M is irreducible.
- (2) $R(\gamma)$ is Thurston norm minimizing in $H_2(M, \gamma)$; that is, if S is any other properly embedded surface with $[S] = [R(\gamma)]$, then $x(R(\gamma)) \leq x(S)$.

(3) $R(\gamma)$ is incompressible in M .

The following is due to Gabai [Ga] and Thurston [Th].

Theorem 2.1. *A sutured manifold (M, γ) is taut if and only if it carries a transversely oriented, taut, codimension-1 foliation \mathcal{F} .*

We require the following result due to Honda, Kazez, and Matić [HKM].

Theorem 2.2. *Let (M, γ) be an irreducible sutured manifold with annular sutures, and let (M, Γ) be the associated convex structure. The following are equivalent.*

- (1) (M, γ) is taut.
- (2) (M, γ) carries a taut foliation.
- (3) (M, Γ) carries a universally tight contact structure.
- (4) (M, Γ) carries a tight contact structure.

3. THE END OF AN OPEN CONTACT MANIFOLD AND SOME INVARIANTS

Let (V, ξ) be any open contact 3-manifold which is the interior of a compact 3-manifold M such that ∂M is nonempty and contains at least one component of nonzero genus. Fix an embedding of $V \hookrightarrow \text{int}(M)$ so that we can think of V as $M \setminus \partial M$. Choose a genus n boundary component $S \subset \partial M$ and let $\Sigma \subset M \setminus \partial M$ be a surface isotopic to S . Note that S and Σ bound a contact manifold $(\Sigma \times (0, 1), \xi)$. We call such a manifold, along with the embedding into V , a *contact end* corresponding to S and ξ . Let $\text{Ends}(V, \xi; S)$ be the collection of contact ends corresponding to S and ξ .

Let $S \subset \partial M$ be a surface of nonzero genus and let $\lambda \subset S$ be a separating simple closed curve which bounds a punctured torus in S . Fix a basis B of the first homology of this punctured torus. Let $\Sigma \subset V$ be a convex surface which is isotopic to S and contains a simple closed curve γ with the following properties:

- (1) γ is isotopic to λ on Σ , where we have identified Σ and S by an isotopy.
- (2) γ intersects Γ_Σ transversely in no more than two points.
- (3) γ has minimal geometric intersection number with Γ_Σ .
- (4) The punctured torus T which γ bounds has nonempty dividing set.

Call any such surface *well-behaved* with respect to S and λ . Note that there exists a simple closed curve $\mu \subset \Gamma_\Sigma$ which is contained entirely in T . Let the *slope* of Σ , written $\text{slope}(\Sigma)$, be the slope of μ measured with respect to the basis B of the first homology of T . In the case of a torus, we omit all reference to the curve λ as it is unnecessary for our definition.

Let $E \in \text{Ends}(V, \xi; S)$. Let $\mathcal{C}(E)$ be the set of all well-behaved convex surfaces in the contact end E . If $\mathcal{C}(E) \neq \emptyset$, then define the *slope* of E , to be

$$\text{slope}(E) = \sup_{\Sigma \in \mathcal{C}(E)} (\text{slope}(\Sigma)).$$

Here we allow \sup to take values in $\mathbb{R} \cup \{\infty\}$. Note that $\text{Ends}(V, \xi; S)$ is a directed set, directed by reverse inclusion and that the function $\text{slope}: \text{Ends}(V, \xi; S) \rightarrow \mathbb{R} \cup \infty$ is a net. If $\mathcal{C}(E)$ is nonempty for a cofinal sequence of contact ends and this net is convergent, then we call the limit the *slope at infinity* of $(V, \xi; S, \lambda, B)$ or the *slope at infinity* of (V, ξ) if S , λ , and B are understood from the context. If the slope at infinity exists, then we say that this slope is *attained* if for each

$E \in \text{Ends}(V, \xi; S)$ there exists a $\Sigma \in \mathcal{C}(E)$ with that slope. Note that any slope that is attained must necessarily be rational.

Let $\Sigma \in \mathcal{C}(E)$. Define the *division number* of Σ , written $\text{div}(\Sigma)$ to be half the number of dividing curves and arcs on T . When Σ is a torus, this is the usual torus division number. If $\mathcal{C}(E) \neq \emptyset$, then let

$$\text{div}(E) = \min_{\Sigma \in \mathcal{C}(E)} (\text{div}(\Sigma)).$$

Note that $\text{div}: \text{Ends}(V, \xi, S) \rightarrow \mathbb{N} \cup \{\infty\}$ is a net, where we endow $\mathbb{N} \cup \{\infty\}$ with the discrete topology. If $\mathcal{C}(E)$ is nonempty for a cofinal sequence of contact ends, then we call the limit the *division number at infinity* of $(V, \xi; S, \lambda, B)$ or the *division number at infinity* of (V, ξ) if S , λ , and B are understood from the context. Note that the slope at infinity and the division number at infinity are proper isotopy invariants.

4. CLASSIFICATION THEOREMS FOR TIGHT TORIC ENDS

In this section, we study tight contact structures on toric ends. We say that a toric end is *minimally twisting* if it contains only minimally twisting toric annuli. We first show that it is possible to refer to the slope at infinity and the division number at infinity for toric ends.

Proposition 4.1. *Let $T^2 \times [0, \infty)$ be a tight toric end. Then the division number at infinity and the slope at infinity are defined.*

Proof. First note that $\mathcal{C}(E)$ is nonempty for any end E since the condition for being well-behaved is vacuously true for tori. Also, note that the division number at infinity exists by definition.

If there exists a nested sequence of ends E_i such that $\text{slope}(E_i) = \infty$, then the slope at infinity is ∞ . Otherwise, there exists an end $E = T^2 \times [0, \infty)$ such that for no end $F \subset E$ is $\text{slope}(F) = \infty$. This means that E is nonrotative. Without loss of generality, assume $T_i = T^2 \times i$ is convex with slope s_i . Note that the s_i form a clockwise sequence on the Farey graph and are contained in a half-open arc which does not contain ∞ . Since $\text{slope}(F) \leq s_i$ for any end $F \subset T^2 \times [i, \infty)$, our net is convergent, so the slope at infinity is defined. \square

4.1. Tight Minimally Twisting Toric Ends with Irrational Slope at Infinity. In this section, we study tight, minimally twisting toric ends $(T^2 \times [0, \infty), \xi)$ with *irrational* slope r at infinity and with convex boundary satisfying $\text{div}(T^2 \times 0) = 1$ and $\text{slope}(T^2 \times 0) = -1$. Unless otherwise specified, all toric ends will be of this type.

We first show how to associate to any such toric end a function $f_\xi: \mathbb{N} \rightarrow \mathbb{N} \cup \{0\}$. There exists a sequence of rational numbers q_i on the Farey graph which satisfies the following:

- (1) $q_1 = -1$ and the q_i proceed in a clockwise fashion on the Farey graph.
- (2) q_i is connected to q_{i+1} by an arc of the graph.
- (3) The q_i converge to r .
- (4) The sequence is minimal in the sense that q_i and q_j are not joined by an arc of the graph unless j is adjacent to i .

We can form this sequence inductively by taking q_2 to be the rational number which is closest to r on the clockwise arc of the Farey graph $[-1, r]$ between -1 and r and has an edge of the graph from -1 to q_2 . Similarly, construct the remaining q_i . Any such sequence can be grouped into *continued fraction blocks*. We say that q_i, \dots, q_j form a *continued fraction block* if there is

an element of $SL_2(\mathbb{Z})$ taking the sequence to $-1, \dots, -m$. We call m the *length* of the continued fraction block. We say that this block is *maximal* if it cannot be extended to a longer continued fraction block in the sequence q_i . Since r is irrational, maximal continued fraction blocks exist. Denote these blocks by B_i . To apply this to our situation, we need the following.

Proposition 4.2. *There exists a nested sequence of convex tori T_i with $\text{div}(T_i) = 1$ such that $\text{slope}(T_i) = q_i$. Moreover, any such sequence must leave every compact set.*

Proof. By the definition of slope at infinity, for any ϵ , there is an end E such that $\text{slope}(E)$ is within ϵ of r . This means that there is a convex torus T in E with slope lying within 2ϵ of r . Note that since our toric end is minimally twisting and has slope r at infinity, $\text{slope}(T) \in [-1, r)$. We attach bypasses to T so that $\text{div}(T) = 1$. The toric annulus bounded by $T^2 \times 0$ and T contains the tori T_i with q_i lying counterclockwise to $\text{slope}(T)$. Fix these first T_i . Choose another torus T' outside of the toric annulus with slope even closer to r . Again, adjust the division number of T' so that it is 1 and factor the toric annulus bounded by T and T' to find another finite number of our T_i . Proceeding in this fashion, we see we have the desired sequence of T_i . Any such sequence must leave every compact set by the definition of the slope at infinity. For, if not, then we could find a torus T in any end with $\text{slope}(T) > r$, which would show that the slope at infinity is not r . \square

This factors the toric end according to our sequence of rationals. We say that a consecutive sequence of T_i form a continued fraction block if the corresponding sequence of rationals do. Each maximal continued fraction block B_i determines a maximal continued fraction block of tori which we also call B_i . We think of B_i as a toric annulus.

To each continued fraction block, we let n_j be the number of positive basic slices in the factorization of B_i by T_j . Define $f_\xi: \mathbb{N} \rightarrow \mathbb{N} \cup \{0\}$ by $f_\xi(j) = n_j$. To show that the function f_ξ is independent of the factorization by T_i , suppose T'_i is another factorization with the same properties as T_i . Let B'_j denote the corresponding continued fraction blocks. Fix j . There exists n large such that the toric annulus A bounded by T_n and T_1 contains the continued fraction blocks B_j and B'_j . Extend the partial factorization of A by B'_j . Recall that one can compute the relative Euler class via such a factorization and that it depends on the number of positive basic slices in each continued fraction block. Therefore, B_j and B'_j must have the same number of positive basic slices.

Given an irrational number r , let $\mathcal{F}(r)$ denote the collection of functions $f: \mathbb{N} \rightarrow \mathbb{N} \cup \{0\}$ such that $f(i)$ does not exceed one less than the length of B_i . We can now state a complete classification of the toric ends under consideration.

Theorem 4.3. *Let $(T^2 \times [0, \infty), \xi)$ be a tight, minimally twisting toric end with convex boundary satisfying $\text{div}(T^2 \times 0) = 1$ and $\text{slope}(T^2 \times 0) = -1$. Suppose that the slope at infinity is irrational. To each such tight contact structure, we can assign a function $f_\xi: \mathbb{N} \rightarrow \mathbb{N} \cup \{0\}$ which is a complete proper isotopy (relative to the boundary) invariant. Moreover, given any $f \in \mathcal{F}(r)$, there exists a toric end $(T^2 \times [0, \infty), \xi)$ such that $f_\xi = f$.*

Proof. If $f_\xi = f_{\xi'}$, then we can shuffle bypasses within any given continued fraction block so that all positive basic slices occur at the beginning of the block. Since the number of positive basic slices in any continued fraction block is the same, it is clear that they are properly isotopic.

It is a straightforward application of the gluing theorem for basic slices in [Ho2] to show that we can construct a toric annulus corresponding to the desired continued fraction blocks. The fact that they stay tight under gluing follows from the fact that overtwisted disks are compact. \square

Corollary 4.4. *Let $(T^2 \times [0, \infty), \xi)$ be a tight, minimally twisting toric end with irrational slope r at infinity. If $f_\xi(i)$ is not maximal or minimal for an infinite number of numbers i , then $(T^2 \times [0, \infty), \xi)$ does not admit a precompact embedding into any other tight toric end.*

Proof. Assume that there were such an embedding $\phi: (T^2 \times [0, \infty), \xi) \rightarrow (T^2 \times [0, \infty), \eta)$. Then for n large, $T^2 \times [n, \infty)$ does not intersect the image of ϕ . Perturb a torus in $T \subset T^2 \times [n, \infty)$ to be convex. Fix a torus $\phi(T_i)$. In the toric annulus bounded by $\phi(T_i)$ and T , there exists $\phi(T_j)$, with $j > i$, and T' outside of the image of ϕ such that the toric annulus bounded by $\phi(T_j)$ and T' is a basic slice. But, the condition imposed on f_ξ implies that this basic slice was formed by gluing basic slices of opposite sign, which means that the contact structure η is overtwisted [Ho2]. \square

4.2. Tight Minimally Twisting Toric Ends with Rational Slope at Infinity. We now consider tight, minimally twisting toric ends $(T^2 \times [0, \infty), \xi)$ with *rational* slope r at infinity and with convex boundary satisfying $\text{div}(T^2 \times 0) = 1$ and $\text{slope}(T^2 \times 0) = -1$. Unless otherwise specified, all toric ends will be of this type. We first deal with the situation when the slope at infinity is *not* attained.

We show how to every toric end under consideration we can assign a function $f_\xi: \{1, \dots, n(r)\} \times \{1, -1\} \rightarrow \mathbb{N} \cup \{0, \infty\}$. We proceed in a fashion similar to the irrational case. Given r rational, there exists a sequence of rationals q_i satisfying the following:

- (1) $q_1 = -1$ and the q_i proceed in a clockwise fashion on the Farey graph.
- (2) q_i is connected to q_{i+1} by an arc of the tessellation.
- (3) The q_i converge to r , but $q_i \neq r$ for any i .
- (4) The sequence is minimal in the sense that q_i and q_j are not joined by an arc of the tessellation unless j is adjacent to i .

We construct such a sequence inductively just as in the irrational case, except we never allow the rationals q_i to reach r . Note that such a sequence breaks up naturally into $n - 1$ finite continued fraction blocks B_i and one infinite continued fraction block B_n (i.e., B_n can be taken to the negative integers after action by $SL_2(\mathbb{Z})$). Note that n is completely determined by r . Just as in the irrational case, there exist nested convex tori T_i with $\text{div}(T_i) = 1$ and $\text{slope}(T_i) = q_i$. We can argue as in the irrational case to show that these tori must leave every compact set of the toric end. We will also refer to the collection of tori T_i corresponding to B_i by the same name.

We will now construct f_ξ . Let $f_\xi(i, \pm 1)$ be the number of positive (negative) basic slices in the continued fraction block B_i . Of course, for a finite continued fraction block, $f_\xi(i, 1)$ determines $f_\xi(i, -1)$. However, this is clearly not the case for B_n .

As in the irrational case, let $\mathcal{F}(r)$ be the collection of functions $f: \{1, \dots, n(r)\} \times \{1, -1\} \rightarrow \mathbb{N} \cup \{0, \infty\}$ such that $f_\xi(i, 1) + f_\xi(i, -1) = |B_i| - 1$ for $i \leq n - 1$, where $|B_i|$ is the length of B_i , and at least one of $f_\xi(n(r), \pm 1)$ is infinite.

Theorem 4.5. *Let $(T^2 \times [0, \infty), \xi)$ be a tight, minimally twisting toric end with convex boundary satisfying $\text{div}(T^2 \times 0) = 1$ and $\text{slope}(T^2 \times 0) = -1$. Suppose that the slope at infinity is rational and is not attained. To each such tight contact structure, we can assign a function $f_\xi: \{1, \dots, n(r)\} \times \{1, -1\} \rightarrow \mathbb{N} \cup \{0, \infty\}$ which is a complete proper isotopy (relative to the boundary) invariant. Moreover, for any $f \in \mathcal{F}(r)$, there exists a tight, minimally twisting toric end $(T^2 \times [0, \infty), \xi)$ with slope r at infinity which is not realized such that $f = f_\xi$.*

Proof. Suppose $f_\xi = f'_\xi$. As in the irrational case, we can adjust our factorization of the finite continued fraction blocks so that all of the positive basic slices occur first in each continued fraction block. Therefore, we can isotope the two contact structures so that they agree on the first $n - 1$ continued fraction blocks.

We now consider the infinite basic slice. Without loss of generality, we may assume that the infinite basic slices for ξ and ξ' are toric ends $(T^2 \times [0, \infty), \xi)$ and $(T^2 \times [0, \infty), \xi')$ with $\text{slope}(T^2 \times \{0\})$, $\text{div}(T^2 \times \{0\})$, and infinite slope at infinity that is not realized. The corresponding factorization is then given by nested tori T_i and T'_i such that $\text{slope}(T_i) = \text{slope}(T'_i) = -i$ and $\text{div}(T_i) = 1$. We now construct model toric ends ξ_n^\pm and ξ_{alt} and show that any infinite basic slice is properly isotopic to one of the models. Let B_i^\pm be the positive (negative) basic slice with $\text{slope}(T^2 \times 0) = -i$ and $\text{slope}(T^2 \times 1) = -i - 1$. Let ξ_n^\pm be the toric end constructed as $B_1^\pm \cup \dots \cup B_n^\pm \cup B_{n+1}^\mp \cup \dots$. Let ξ_{alt} be $B_1^+ \cup B_2^- \cup B_3^+ \cup \dots$. First consider the case when $f_\xi(n, 1) = m$. There exists N large so that the toric annulus bounded by T_1 and T_N contains *at least* m positive basic slices and m negative basic slices. By shuffling bypasses in this toric annulus, we can rechoose our factorization so that all positive bypass layers occur first in our factorization. This toric end is clearly properly isotopic to ξ_m^+ . We handle the case when $f_\xi(n, -1) = m$ similarly. Now, suppose that $f_\xi(n, \pm 1) = \infty$. Fix some number k . Choose N_1 large enough that the toric annulus bounded by T_1 and T_{N_1} contains at least k positive and k negative basic slices. By shuffling bypasses in this toric annulus, we can arrange for the first $2k$ basic slices in the factorization to be alternating. There exists an isotopy ϕ_1^1 such that ϕ_0^1 is the identity and $\phi_{1*}^1(\xi)$ agrees with ξ_{alt} in the first $2k$ basic slices. Call the pushed forward contact structure by the same name. There exists N_2 large such that T_{2k} and T_{N_2} bound a toric annulus with k positive and k negative basic slices. Leaving the first $2k$ tori in our factorization fixed, we can shuffle bypasses in the toric annulus bounded by T_{2k} and T_{N_2} so that signs are alternating. Choose an isotopy ϕ_2^2 as before such that ϕ_1^2 is the identity on the toric annulus bounded by T_1 and T_{2k} and takes the second $2k$ basic slices of ξ onto those of ξ_{alt} . Continuing in this fashion, we can construct ϕ_t^n which is supported on K_n compact such that $K_i \subset K_{i+1}$ and $T^2 \times [0, \infty) = \bigcup K_i$. Hence we have an isotopy taking ξ to ξ_{alt} .

The existence result follows immediately from Honda's gluing results for toric annuli [Ho2]. \square

We now consider tight, minimally twisting toric ends that realize the slope at infinity and have finite division number at infinity.

Theorem 4.6. *Tight, minimally twisting toric ends with finite division number d at infinity that realize the slope r at infinity are in one-to-one correspondence with tight, minimally twisting contact structures on $T^2 \times [0, 1]$ with $T^2 \times i$ convex, $\text{slope}(T^2 \times 0) = -1$, $\text{slope}(T^2 \times 1) = r$, $\text{div}(T^2 \times 0) = 1$, and $\text{div}(T^2 \times 1) = d$ up to isotopy relative to $T^2 \times 0$.*

Proof. Let $(T^2 \times [0, \infty), \xi)$ be such a toric end. By the definition of division number at infinity and slope at infinity, there exists a convex torus T with the following properties:

- (1) $\text{div}(T) = d$
- (2) $\text{slope}(T) = r$
- (3) Any other convex torus T' lying in the noncompact component of $T^2 \times [0, \infty) \setminus T$ satisfies $\text{div}(T') \geq d$.

Any such torus will necessarily have slope r . Let A be the toric annulus bounded by $T^2 \times 0$ and T . We know that any other torus T' with the same properties as T and bounds a toric annulus A' is isotopic to A . By the definition of T and T' there exists a torus T'' outside of A and A' that has the same properties as T . Since ξ is minimally twisting, T' and T'' bound a vertically invariant toric annulus. Similarly, T and T'' bound a vertically invariant toric annulus. We can use these toric annuli to isotope A and A' to the same toric annulus in our toric end. This yields the desired correspondence. Given a tight, minimally twisting contact structures on $T^2 \times [0, 1]$ with $T^2 \times i$ convex, $\text{slope}(T^2 \times 0) = -1$, $\text{slope}(T^2 \times 1) = r$, $\text{div}(T^2 \times 0) = 1$, and $\text{div}(T^2 \times 1) = d$, we obtain a toric end by removing $T^2 \times 1$. \square

We say that two convex annuli $A_i = S^1 \times [0, 1]$ with Legendrian boundary, $\text{tb}(S^1 \times 0) = -1$ and $\text{tb}(S^1 \times 1) = -m$ are *stably disk equivalent* if there exist disk equivalent convex annuli $A'_i = S^1 \times [0, 2]$ such that $\text{tb}(S^1 \times 1) = -1$, $\text{tb}(S^1 \times 2) = -n < -m$, and $A_i = S^1 \times [0, 1] \subset A'_i$.

Theorem 4.7. *Let $(T^2 \times [0, \infty), \xi)$ be a tight, minimally twisting toric end with $\text{slope}(T^2 \times 0) = \infty$, $\text{slope} \infty$ at infinity, and division number ∞ at infinity. Then we can associate to ξ a collection of nested families of convex annuli $A_i = S^1 \times [0, i]$ with Legendrian boundary such that $\text{tb}(S^1 \times 0) = -1$, $\text{tb}(S^1 \times i + 1) = \text{tb}(S^1 \times i) + 1$ such that any two annuli A_i and A'_i in different families are stably disk equivalent.*

Proof. To construct such annuli, simply choose a factorization of the toric end by tori T_i such that $T_1 = T^2 \times 0$, $\text{slope}(T_i) = \infty$, $\text{div}(T_{i+1}) = \text{div}(T_i) + 1$ and the T_i leave every compact set. Let A_1 be the convex annulus with boundary on T_1 and T_2 . Choose A'_1 a horizontal convex annulus between T_2 and T_3 which shares a boundary component with A_1 . Let $A_2 = A_1 \cup A'_1$. Continuing in this fashion, we construct a sequence of nested annuli A_i . Now, choose any other factorization by tori T'_i satisfying the same properties as the T_i and let A'_i be the corresponding sequence of convex annuli. We will show that A_i is stably disk equivalent to A'_i . Choose N large so that the toric annulus bounded by T_1 and T_N contains A_i and A'_i . Let A be a convex annulus between the $S^1 \times i \subset A'_i$ and a horizontal Legendrian curve on T_N . Let $A' = A'_i \cup A$. Honda's result in [Ho2] implies that A and A' are disk equivalent. \square

Corollary 4.8. *Any tight, minimally twisting toric end $(T^2 \times [0, \infty), \xi)$ with $\text{slope}(T^2 \times 0) = \infty$, $\text{slope} \infty$ at infinity, and division number ∞ at infinity embeds in a vertically invariant neighborhood of $T^2 \times 0$.*

Proof. Honda's model [Ho2] for increasing the torus division number can be applied inductively on a vertically invariant neighborhood of $T^2 \times 0$ to create the desired sequence of nested tori T_i and corresponding annuli A_i . The contact structure on the toric annulus bounded by T_1 and T_i is uniquely determined by A_i [Ho2]. \square

We are lead to the following question:

Question 4.9. *What are necessary and sufficient conditions for two toric ends with infinite division number at infinity to be properly isotopic?*

4.3. Nonminimally Twisting Tight Toric Ends. In this section, we deal with tight toric ends $(T^2 \times [0, \infty), \xi)$ with $\text{slope}(T^2 \times 0) = 0$, $\text{div}(T^2 \times 0) = 1$, and are not minimally twisting. We first recall Honda's classification for nonminimally twisting tight contact structures on $T^2 \times$

$[0, 1]$ in [Ho2]. He constructs a family ξ_n^\pm of tight, rotative contact structures on $T^2 \times [0, 1]$ with $\text{slope}(T^2 \times i) = 0$ and $\text{div}(T^2 \times i) = 1$ and shows that this is a complete and nonoverlapping list of contact structures satisfying these conditions. We define the *rotativity* of a tight toric end ξ with $\text{slope}(T^2 \times 0) = 0$ and $\text{div}(T^2 \times 0) = 1$ to be the maximum n such that there is an embedding $e: (T^2 \times [0, 1], \xi_n^\pm) \hookrightarrow (T^2 \times [0, \infty), \xi)$ with $e(T^2 \times 0) = T^2 \times 0$. If no maximum exists, then we say that ξ has *infinite rotativity*. If n is the rotativity of ξ , then ξ_n^+ and ξ_n^- cannot both be embedded in ξ . For, the images of any two such embeddings would provide two factorizations for a common toric annulus. But, such factorizations are unique [Ho2]. Hence, we can refer to the *sign of rotativity* as well. We construct two more nonminimally twisting toric ends ξ_∞^\pm . Set $(T^2 \times [0, \infty), \xi_\infty^\pm) = \cup_{i=1}^\infty (T^2 \times [0, 1], \xi_i^\pm)$.

Theorem 4.10. *Let $(T^2 \times [0, \infty), \xi)$ be a tight toric end which is not minimally twisting.*

- (1) *Assume that ξ has finite rotativity n and that the sign of rotativity is $+$. Let $e, e': (T^2 \times [0, 1], \xi_n^\pm) \hookrightarrow (T^2 \times [0, \infty), \xi)$ be any two embeddings with $e(T^2 \times 0) = e'(T^2 \times 0) = T^2 \times 0$. Let $T = e(T^2 \times 1)$ and $T' = e'(T^2 \times 1)$. Then the contact structures on the toric ends bounded by T and T' are identical. Moreover, ξ is universally tight.*
- (2) *Assume that ξ has infinite rotativity. Then ξ is properly isotopic relative to the boundary to either ξ_∞^+ or ξ_∞^- , so the sign of rotativity is defined in the infinite case as well. Moreover, the ξ_∞^\pm are universally tight.*

Proof. First, consider the case of finite rotativity. Both T and T' are contained in a toric annulus bounded by $T^2 \times 0$ and some torus T'' with nonzero slope and division number 1. The contact structures on the toric annulus A (A') bounded by T and T'' (T' and T'') are uniquely determined by Honda's work [Ho2]. Therefore, we can isotope the two factorizations so that they coincide. The fact that ξ is universally tight follows immediately, since nonminimally twisting toric annuli are universally tight.

Now, assume ξ has infinite rotativity. First, note that we cannot have two embeddings $e_n^\pm: (T^2 \times [0, 1], \xi_n^\pm) \hookrightarrow (T^2 \times [0, \infty), \xi)$ with $e_n^\pm(T^2 \times 0) = T^2 \times 0$ by the uniqueness of factorizations of toric annuli. Since ξ has infinite rotativity, there exists a sequence of, say, positive embeddings $e_n: (T^2 \times [0, n], \xi_n^+) \hookrightarrow (T^2 \times [0, \infty), \xi)$ with $e_n(T^2 \times 0) = T^2 \times 0$. Moreover, we can take this sequence of embeddings to be nested in the sense that $e_n = e_{n+1}$ on $[0, n]$. This follows immediately by factoring a toric annulus containing the images of e_n and e_{n+1} . Note that any sequence of such embeddings must necessarily leave any compact set. We can use this sequence of embeddings to construct a proper isotopy of ξ with ξ_∞^+ as in the proof of Theorem 4.5. Again, the fact that ξ_∞^\pm are universally tight follows from the fact that nonminimally twisting toric annuli are universally tight. \square

Corollary 4.11. *Let $(T^2 \times [0, \infty), \xi)$ be a tight toric end that is not minimally twisting. Then $(T^2 \times [0, \infty), \xi)$ embeds into a toric annulus with convex boundary. Moreover, if ξ has finite division number at infinity, then the image of the embedding can be chosen to be precompact.*

5. CLASSIFYING TIGHT CONTACT STRUCTURES ON $S^1 \times \mathbb{R}^2$ AND $T^2 \times \mathbb{R}$

We now show that in many cases the classification of tight contact structures on $S^1 \times \mathbb{R}^2$ and $T^2 \times \mathbb{R}$ reduces to the classification of toric ends.

5.1. Factoring Tight Contact Structures on $S^1 \times \mathbb{R}^2$. Let $(S^1 \times \mathbb{R}^2, \xi)$ be a tight contact structure and let r be the slope at infinity. Consider the collection of points on the Farey graph of the form $1/n$ where $n \in \mathbb{Z}$. Let $s(r) = 1/n$ be the point closest to r (when traversing the Farey graph counterclockwise) that is realized as the slope of a convex torus T topologically isotopic to $S^1 \times S^1$. We can then factor $(S^1 \times \mathbb{R}^2, \xi)$ into $(S^1 \times D^2, \xi)$ and $(T^2 \times [0, \infty), \xi)$. To see that this factorization is unique, consider any other torus T' satisfying the same conditions as T . Both T and T' lie in a common solid torus S with convex boundary. Note that the toric annuli bounded by ∂S and T and by ∂S and T' are identical by the uniqueness of such factorizations on solid tori. This proves the following:

Theorem 5.1. *Tight contact structures on $(S^1 \times \mathbb{R}^2, \xi)$ with nonzero slope at infinity are in one-to-one correspondence with isotopy classes relative to the boundary of tight, minimally twisting toric ends $(T^2 \times [0, \infty), \eta)$. Tight contact structures on $(S^1 \times \mathbb{R}^2, \xi)$ with slope zero at infinity are in one-to-one correspondence with isotopy classes relative to the boundary of tight, minimally twisting toric ends $(T^2 \times [0, \infty), \eta)$ which do not attain the slope at infinity.*

5.2. Factoring Tight Contact Structures on $T^2 \times \mathbb{R}$. In this section, we deal with tight contact structures on $T^2 \times \mathbb{R}$. Any convex, incompressible torus $T \subset T^2 \times \mathbb{R}$ produces a factorization of $T^2 \times \mathbb{R}$ into $T^2 \times (-\infty, 0]$ and $T^2 \times [0, \infty)$. We identify $T^2 \times (-\infty, 0]$ with $T^2 \times [0, \infty)$ via reflection about the origin in \mathbb{R} to obtain a negative contact structure on $T^2 \times [0, \infty)$. We change this to a positive contact structure by reflecting across the $(1, 0)$ curve in T^2 . Let $(T^2 \times [0, \infty), \xi_{\pm})$ and $(T^2 \times [0, \infty), \xi'_{\pm})$ be two factorizations corresponding to two different convex tori T and T' with division number 1 and slope s . We see that by keeping track of the I -twisting of a toric annulus in $T^2 \times \mathbb{R}$ containing T and T' , we can obtain $(T^2 \times [0, \infty), \xi_{\pm})$ from $(T^2 \times [0, \infty), \xi'_{\pm})$ as follows: Remove a (possibly) rotative $T^2 \times [0, 1]$ with $\text{div}(T^2 \times i) = 1$ and $\text{slope}(T^2 \times i) = s$ from the boundary of $(T^2 \times [0, \infty), \xi_{+})$ (or $(T^2 \times [0, \infty), \xi_{-})$). Apply a suitable diffeomorphism to $T^2 \times [0, 1]$. Then, glue $T^2 \times [0, 1]$ to the boundary of $(T^2 \times [0, \infty), \xi_{-})$ (or $(T^2 \times [0, \infty), \xi_{+})$). We call this procedure *shifting the rotativity* between $(T^2 \times [0, \infty), \xi_{+})$ and $(T^2 \times [0, \infty), \xi_{-})$.

Theorem 5.2. *Let $(T^2 \times \mathbb{R}, \xi)$ be a tight contact manifold which contains a convex, incompressible torus T with $\text{div}(T) = 1$ and $\text{slope}(T) = s$. Then the factorization of $(T^2 \times \mathbb{R}, \xi)$ into toric ends $(T^2 \times [0, \infty), \xi_{\pm})$ is unique up to shifting the rotativity between the two toric ends.*

Theorem 5.2 shows that the classification of contact structures on $T^2 \times \mathbb{R}$ reduces to the study of toric ends if there is a convex, incompressible torus T with $\text{div}(T) = 1$. If $(T^2 \times \mathbb{R}, \xi)$ contains no such torus, then the situation is much more subtle.

Question 5.3. *If $(T^2 \times \mathbb{R}, \xi)$ contains no convex, incompressible torus with division number 1, then what is the relationship between two factorizations by convex, incompressible tori of minimal torus division number?*

Our previous discussion of $T^2 \times [0, \infty)$, $T^2 \times \mathbb{R}$, and $S^1 \times \mathbb{R}^2$ proves Theorem 1.1.

6. PROOF OF THEOREM 1.2

Before beginning the proof, we prove a result which allows us to choose the dividing set on ∂M nicely.

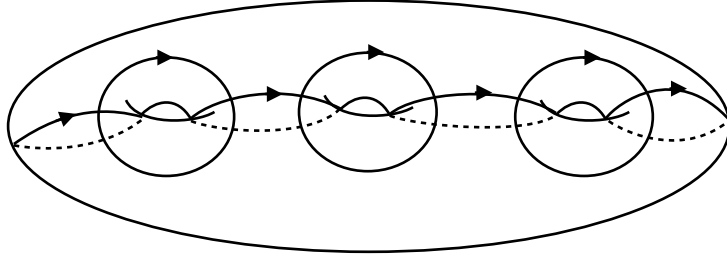


FIGURE 1. The half-hidden curves are the α_i and the other curves are the β_j , with indices increasing from left to right.

Lemma 6.1. *Let M be any 3-manifold with connected boundary of genus n . Let K be the kernel of the map $H_1(\partial M) \rightarrow H_1(M)$ induced from inclusion. There exist n disjoint, nonseparating, simple, closed curves α_i which form a basis for $K \subset H_1(\partial M)$.*

Proof. Let S be the first cutting surface in a hierarchy for M . According to [He], we may choose S so that ∂S is nonseparating in ∂M . Set $\alpha_1 = \partial S$. Form a new 3-manifold M_1 by attaching a 2-handle H_1 to ∂M along α_1 . Let $\alpha_2 \subset \partial M_1$ be a nonseparating curve which is the boundary of the first cutting surface S_2 in a hierarchy for M_1 . Note that we can assume that α_2 does not intersect H_1 since handle attachment simply compresses the boundary. Consider $S_2 \cap H_1$. If we cannot isotop the interior of S_2 to be disjoint from H_1 , then we may assume that the intersection consists of k disjoint disks D_i on S_2 . Note that ∂D_i is isotopic to α_1 , where here we think of α_1 as the attaching curve for H_1 lying inside M_1 . Take k parallel copies of S_1 inside M_1 with boundary on α_1 . Remove the interiors of the D_i from S_2 . Attach one copy of S_1 to the boundary of the D_i , switching the orientation on S_2 if necessary to obtain an oriented (possibly immersed) surface. The surface we have constructed, which we now call S_2 , has boundary α_2 and can be isotoped so that it does not intersect H_1 . Therefore, α_2 is nonseparating in ∂M and null homologous in M . Attach another handle H_2 to M_1 along α_2 to form a new manifold M_2 . Continuing in this fashion, we can construct n disjoint, nonseparating simple closed curves in ∂M which are nullhomologous in M . Note that by our construction of the α_i there is a diffeomorphism of ∂M so that the α_i are as shown in Figure 1. Clearly, the α_i are linearly independent and thus generate K . \square

Remark 6.2. *Given any 3-manifold with connected boundary, we fix generators α_i for K according to Lemma 6.1. Now, choose β_i so that under some diffeomorphism the α_i and β_i lie on ∂M as shown in Figure 1.*

Lemma 6.3. *Let M be any irreducible 3-manifold with connected, incompressible boundary. Let $\Gamma \subset \partial M$ be any diffeomorphic image of the collection of curves shown in Figure 2. Then there exists a universally tight contact structure on M such that ∂M is convex and Γ divides ∂M .*

Proof. Let (M, γ) be the sutured 3-manifold with annular sutures $s(\gamma) = \Gamma$. We will show that (M, γ) is a taut sutured 3-manifold. We then invoke the result in [HKM] which says that M also supports a universally tight contact structure with ∂M convex and $\Gamma_{\partial M} = \Gamma$.

To prove that (M, γ) is taut, it suffices to show that M is irreducible, $R(\gamma)$ is Thurston norm-minimizing in $H_2(M, \gamma)$ among all other orientable surfaces in the same relative homology class, and $R(\gamma)$ is incompressible in M . By assumption, M is irreducible. Note that $H_1(R_+(\gamma)) \hookrightarrow$

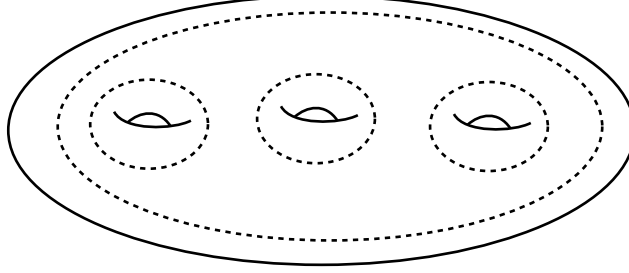


FIGURE 2. The dividing curves on ∂M are dashed lines. This is the convex boundary of a universally tight contact manifold. Three of the curves are homologous to the β_i and the fourth, which we denote σ , is homologous to $-(\beta_1 + \beta_2 + \beta_3)$

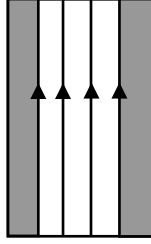


FIGURE 3. The white region is an annular suture. The grey region is $R(\gamma)$. The two vertical lines in the annulus are boundary curves of S with orientation induced from S . The arrows on $\partial R(\gamma)$ denote the orientation induced from $R(\gamma)$.

$H_1(\partial M)$, so $\pi_1(R_+(\gamma)) \hookrightarrow \pi_1(\partial M)$. Similarly, $R_-(\gamma)$ is π_1 -injective, so $R(\gamma)$ is incompressible in R .

We show that $R(\gamma)$ is Thurston norm-minimizing in $H_2(M, \gamma)$. Let $S = \cup S_i$ be any orientable surface homologous to $R(\gamma)$ in $H_2(M, \gamma)$. First, note that by the incompressibility of ∂M , no component of S is a disk. Without loss of generality, we assume that $\partial S \subset \text{int}(A(\gamma))$. Fix an annulus $A(s) \subset A(\gamma)$ about the suture s (s is a homologically nontrivial simple closed curve in $A(s)$). Note that $\partial R(\gamma)$ intersects $A(s)$ in two oriented circles isotopic to s , where one comes from $R_+(\gamma)$ and the other comes from $R_-(\gamma)$. These circles must have the same orientation since the orientation of $R_+(\gamma)$ agrees with the orientation on ∂M and the orientation on $R_-(\gamma)$ does not. Consider the intersection of S with $A(s)$. If any two curves of $\partial S \cap A(s)$ have opposite orientation induced from S , then we can find two such curves which are adjacent. We then identify these curves and isotop them off of ∂M to reduce the number of boundary components of S . We continue this procedure until $\partial S \cap A(s)$ consists of two curves with the same orientation, which agrees with the orientation of $\partial A(s)$ induced from $R(\gamma)$. Note that the orientation on and number of these remaining curves in $\partial S \cap A(s)$ is completely determined by the assumption that $[S] = [R(\gamma)]$ in $H_2(M, \gamma)$. To summarize, we may assume that ∂S intersects each annulus of $A(\gamma)$ in exactly two essential curves with the same orientation induced from S , which agrees with the orientation of the boundary of the annulus induced $R(\gamma)$ (see Figure 3).

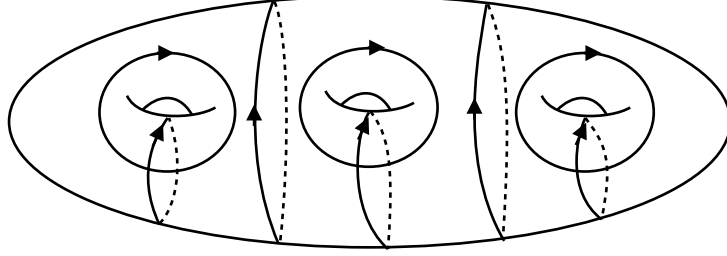


FIGURE 4. The separating curves are the λ_i . The nonseparating curve homologous to $\alpha_1 + \dots + \alpha_i$ is γ_i

We assume that our curves are exactly as in Figure 2. Recalling the notation established in Remark 6.2, we have that $\partial R(\gamma) = \cup_{i=1}^n \beta_i \cup \sigma \cup_{i=1}^n \beta_i \cup \sigma$ where $\sigma = -(\beta_1 + \dots + \beta_n)$ in homology. Let S_i be a component of S . We now show that S_i cannot be a planar surface, unless $\partial S_i = \cup_{j=1}^n \beta_j \cup \sigma$ or $\partial S_i = \cup_{j=1}^n \beta_j \cup \sigma \cup_{j=1}^n \beta_j \cup \sigma$ as oriented manifolds. Let S_i be a planar surface. Note that ∂S_i is the union of some subset of the oriented curves $\{\beta_1, \beta_1, \dots, \beta_n, \beta_n, \sigma, \sigma\}$. Note that S_i gives a relation in $\pi_1(\partial M)$ amongst the boundary components (after a choice of basepoint) by incompressibility of ∂M . This relation clearly holds, after abelianization, in $H_1(\partial M)$. But, the only relations we can have of this sort are $\beta_1 + \dots + \beta_n + \sigma = 0$ and $2(\beta_1 + \dots + \beta_n + \sigma) = 0$. These correspond exactly to the two cases mentioned. We say such planar surfaces are of type *I* or *II*, respectively.

Let χ denote the Euler characteristic and x the Thurston norm. If S_i is planar, then either $\chi(S_i) = 1 - n$ or $\chi(S_i) = -2n$ when S_i is of type *I* or *II*, respectively. Now, if S_i is not planar, then $\chi(S_i) \leq -m$, where m is the number of components of ∂S_i . If no surface is planar, then $x(S) \geq 2(n+1)$. If there is one planar surface, then either we have a single planar surface of type *II* and some closed surfaces or a single planar surface of type *I*, some punctured surfaces with genus, and some closed surfaces. In the first case, $x(S) \geq 2n$. In the second case, we have $x(S) \geq 2n$. Finally, if we have no planar surfaces, then $x(S) \geq 2n+2$. Since $x(R(\gamma)) = 2(n-2)$, this shows $R(\gamma)$ is Thurston norm minimizing. \square

6.1. Construction of the contact structures. Let α_i and β_i be as in Remark 6.2. Let λ_i be the (unique up to isotopy) simple closed curve that represents $[\alpha_i, \beta_i]$, the commutator of α_i and β_j . Let γ_i be the nonseparating simple closed curve homologous to $\alpha_1 + \dots + \alpha_i$ that intersects β_i positively in a single point. $\{\gamma_i, \beta_i\}$ is an ordered basis for the i -th summand torus, where here we are thinking of the genus n surface as an iterated connected sum with n tori along the λ_i (see Figure 4). On the first torus put a $(-1, 2)$ curve and on all subsequent tori put a $(-1, 1)$ curve. Add another simple closed curve homologous to the sum of these curves which intersects each λ_i exactly twice with opposite sign. Note that this collection of $n+1$ curves Δ is diffeomorphic to Γ . Let (M, η) be the universally tight contact manifold given by Lemma 6.3 such that $\Gamma_{\partial M} = \Delta$. When we refer to well-behaved surfaces, we will mean well-behaved with respect to $(M, \eta; \partial M, \lambda_1, \{\gamma_1, \beta_1\})$. We will say that a well-behaved convex surface is *simple* if Γ_Σ is constructed similar to the $\Gamma_{\partial M}$ except we replace the $(-1, 2)$ curve on the first torus with a (p, q) curve.

Let S_1 be the first cutting surface in a hierarchy for M with boundary α_1 . Via the correspondence between sutured manifold decompositions and convex decompositions, we may assume that S_1 is

the first cutting surface in a convex decomposition for M and has ∂ -parallel dividing curves (see [HKM]). Since $tb(\partial S_1) < -1$, there is a bypass along ∂S_1 . After attaching this bypass to ∂M , we have a $\Sigma_n \times [0, 1]$ slice with convex boundary, where Σ is a genus n surface, n is the genus of the boundary of M , and $\Sigma \times \{1\} = \partial M$. Let (Y, η) denote this contact manifold. Note that after attaching this bypass, the dividing curves consist of $n(-1, 1)$ curves on each of the tori summands and another simple closed curve which is homologous to the sum of the other n .

We now construct an embedding of Y into S^3 with the standard tight contact structure. Fix g disjoint Darboux balls in S^3 labeled B_i , where g is the genus of the slice Y . In B_1 , we have a convex torus T_1 with slope -2 . In each of the remaining B_i , we have a convex torus with slope -1 . On T_1 , LeRP a curve m_1 which bounds a disk in T_1 containing a single arc of the dividing set. On each of the other T_i , LeRP a curve l_i containing a disk in T_i with a single arc of Γ_{T_i} and LeRP a curve m_i which is disjoint from l_i and bounds a disk with a single arc of the same dividing curve that l_i intersects. Now, remove the disks bounded by the l_i and m_i on T_i and join l_i to m_{i+1} by a convex annulus A_i . This yields a convex genus n surface. Inside B_1 , we have a compressing disk for T_1 . By the Imbalance principle, there is a bypass along this compressing disk. Attaching this bypass yields the desired embedding of Y . Note that we can arrange for the sign of this bypass to agree with the sign of the bypass we attached to ∂M .

Fix a real number $r \in (-2, -1)$. Let q_i be an infinite sequence of rationals constructed in Section 4 such that $q_1 = -1$ and $q_i \neq r$.

Proposition 6.4. *There exists a nested sequence $\Sigma_i \subset Y = \Sigma \times [0, 1]$ of well-behaved, simple surfaces such that $\text{slope}(\Sigma_i) = q_i$ and $\Sigma_1 = \Sigma \times \{0\}$.*

Proof. We will prove our results for the embedding of $Y \subset S^3$. LeRP copies l_i of λ_1 on $\Sigma \times \{i\}$ such that $tb(l_i) = -1$. Let $A \subset Y$ be a convex annulus between l_0 and l_1 . l_i separates $\Sigma \times \{i\}$ into a punctured torus P_i and a punctured genus $n - 1$ surface. Cap off the P_i in S^3 with convex disks D_i to obtain tori T_i such that $\text{slope}(T_1) = -2$ and $\text{slope}(T_0) = -1$. There exists an incompressible torus T in the toric annulus bounded by the T_i such that $\text{div}(T) = 1$ and $\text{slope}(T) = q_2$ [Ho2]. Let γ_2 be a Legendrian divide on T . γ_2 can be Legendrian isotoped within the toric annulus bounded by the T_i so that it does not intersect the $D^2 \times [0, 1]$ we used to cap off the thickened punctured torus bounded by $P_0 \cup P_1 \cup A$. This can be seen by working in a model for $D^2 \times [0, 1]$, a standard neighborhood of a Legendrian arc. Hence, there exists a Legendrian isotopy taking γ_2 to a curve in Y that is homologous to $q_2\gamma_1 + p_2\beta_1$, where $q_2 = p_2/q_2$. LeRP a curve γ'_2 in the same homology class on Σ_1 such that $\gamma'_2 \cap \Gamma_{\Sigma_1}$ is minimal. Let $A_2 \subset Y$ be a convex annulus between γ_2 and γ'_2 . By our choice of γ_2 , $\Gamma_{A_2} \cap \gamma_2 = \emptyset$. Attaching A_1 to Σ_1 yields Σ_2 . Now, repeat the previous argument for q_3 and the slice bounded by Σ_2 and $\Sigma \times \{1\}$ to obtain Σ_3 . These surfaces are nested by construction. \square

Let Σ_i be as in Proposition 6.4. Let (Y_i, η) be the genus n slice bounded by Σ_i and Σ_{i+1} in Y . Construct a contact structure η on $\Sigma \times [0, \infty)$ by taking $\Sigma \times [i, i + 1]$ to be Y_i . Let (V, η_r) be obtained from (M, η) by peeling off $Y \setminus \Sigma_1$ from (M, η) and attaching $(\Sigma \times [0, \infty), \eta)$ in the obvious way. Note that (V, η_r) is tight by construction and embedable into (M, η) .

Lemma 6.5. *Let $r, s \in (-2, -1)$. Then (V, η_s) and (V, η_r) are in the same isotopy class of contact structures.*

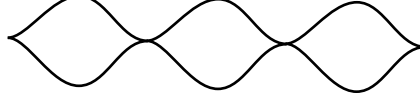


FIGURE 5. A Legendrian graph in R^3 with the standard tight contact structure.

Proof. There exists a surface $S \subset V$ such that $V \setminus S = V' \cup S \times (0, \infty)$, where V' is diffeomorphic to V and $\eta_t|_{V' \cup S} = \eta_s|_{V' \cup S}$. This follows from the construction of (V, η_s) and (V, η_t) . We claim that $\eta_s|_{S \times [0, \infty)}$ and $\eta_t|_{S \times [0, 1)}$ are isotopic rel $S \times 0$. Isotop $\eta_s|_{S \times [0, \infty)}$ and $\eta_t|_{S \times [0, \infty)}$ so that they are on $S \times [0, 1]$. Let $f_t: S \times [0, \infty) \times [0, 1] \rightarrow S \times [0, \infty)$ be a family of maps such that $f_t|_{S \times \{0\}} = id$, $f_0 = id$, $f_1(S \times [0, 1)) = S \times [0, \infty)$, and $f_t|_{S \times [0, 1)}$ is a diffeomorphism for all t . Set $\eta_r^t = f_{t*}(\eta_r)$ and $\eta_s^t = f_{t*}(\eta_s)$. Note that $\eta_r^1 = \eta_s^1$. \square

6.2. Proof of Theorem 1.2 when ∂M is connected and incompressible. In order to show that V supports uncountably many tight contact structures that are not contactomorphic, we will first show that the (V, η_s) are distinct up to proper isotopy. Theorem 1.2 then follows immediately since the mapping class group of any 3-manifold with boundary is countable ([McC]). To achieve this, we use the idea of the slope at infinity introduced in Section 3.

Proposition 6.6. *The net slope: $\mathcal{C}(\text{Ends}(V, \eta_s; \partial M)) \rightarrow \mathbb{R} \cup \{\infty\}$ is convergent, so the slope at infinity is defined. Moreover, the slope at infinity is s for all $s \in (-2, -1)$.*

Proof. We first show that there is an $E \in \text{Ends}(V, \eta_s)$ such that for all $F \subset E$, $\text{slope}(F) \leq s$. Choose $E \subset \text{int}(Y)$. We will be now working in S^3 . Let $F \subset E$ and suppose $\text{slope}(F) > \sigma(s)$. Then, there exists $\Sigma \in \mathcal{C}(E)$ such that $\text{slope}(\Sigma) > s$. There exists an i such that Σ is contained in the genus n slice bounded by Σ_1 and Σ_i . LeRP a copy of λ_1 on Σ , Σ_1 and Σ_i and cap off the punctured tori bounded by these curves with convex disks. This yields a toric annulus $T^2 \times [0, 1] \subset S^3$ which contains a convex, incompressible torus T such that $\text{slope}(T) > \text{slope}(T^2 \times \{1\})$. No such $T^2 \times I$ can exist in S^3 (see [Ho2]). Therefore, such a Σ could not exist. Proposition 6.4 implies that the slope at infinity is s . \square

By the proper isotopy invariance of the slope at infinity, there are uncountably many tight contact structures that are not properly isotopic on V . This concludes the proof of Theorem 1.2 in the case of an irreducible M with connected, incompressible boundary.

6.3. Proof of Theorem 1.2 in the general case. We first consider the case when M is irreducible with disconnected, incompressible boundary. Let S_i be the components of ∂M and without loss of generality assume that S_1 is a boundary component of nonzero genus. It follows from the proof of Lemma 6.1 that we can choose $\alpha \subset S_1$ to be one boundary component of the first surface in a hierarchy for M . Attach 1-handles H_i from S_i to S_{i+1} . Call the new manifold M' . Now, choose a diffeomorphism from $\phi: \partial M' \rightarrow \Sigma_n$ so that α is sent to α_1 and the boundary of a cocore of H_i is sent to a $\lambda_{g(i)}$, where $g(i)$ is the genus of S_i and the $\alpha_i, \beta_i, \lambda_i$ are as in Figure 1 and Figure 4. Let $\gamma = \phi^{-1}(\Delta)$, where Δ is the collection of curves on Σ_n described in Section 6.1. This determines a sutured manifold (M', γ) with annular sutures. We claim that (M', γ) is actually a taut sutured manifold. This proof is almost identical to that of Lemma 6.3. It is immediate that M' is irreducible. By our choice of ϕ , the cocores of the 1-handles do not affect the incompressibility of

$R(\gamma)$. So, by the incompressibility of the S_i in M , we have that $R(\gamma)$ is incompressible in M' . By our choice of ϕ , the argument that $R(\gamma)$ is Thurston norm minimizing is virtually identical as well. Recalling the notation from the proof of Lemma 6.3, we see that we can only have planar surfaces of type *I* or *II*. For, any other planar surface would induce a relation amongst the boundary curves. By the incompressibility of $R(\gamma)$, this relation would have to hold in $\pi_1(R(\gamma)) \hookrightarrow \pi_1(\partial M')$. We see then that the only relations one can have amongst the components of $\partial R(\gamma)$ are exactly the two cases in the proof of Lemma 6.3. Hence, (M, γ) is taut, which yields a tight contact structure as before. Note that we can LeRP the boundary of each cocore to have twisting -1 . Now, compress $\partial M'$ along the convex cocores of the H_i to obtain a tight contact structure on M . The dividing set on S_1 has been arranged so that there is a bypass along α_1 as before. The construction of the (V, η_s) and the slope at infinity calculation are identical to the previous case.

Now, consider the case of compressible boundary. Suppose first that the boundary of every compressing disk is separating in ∂M . Let D be such a compressing disk for a boundary component S of M . Compress the boundary along D to form a new manifold M' . The two components of $\partial M'$ obtained from S have no compressing disks with nonseparating boundary. For, if they did, then S would have such a compressing disk. Continue in this way on each boundary component until we obtain an irreducible manifold (possibly disconnected) $M' = M_1 \cup \dots \cup M_n$ with incompressible boundary. Let $S_1 \subset \partial M_1$ be a boundary component of nonzero genus. Note that S_1 must have genus greater or equal to 1, since the torus has no nonseparating curves. Put a tight contact structure on this manifold as in the previous case, ensuring that there is a bypass along a nonseparating curve $\alpha \subset S_1$. Put a tight contact structure on the remaining M_i as above, although any will do. On $\partial M'$, we have our compressing disks. We can arrange for each such disk to have Legendrian boundary and to contain a single arc for the dividing set. Now, we glue these disks back together to obtain a contact structure on M , which is tight by [Ho1]. Let S be the component of ∂M which we compress to obtain S_1 . By construction, there is a bypass along α . We can construct a model of this bypass layer in S^3 as before. Note that while the dividing set away from the subsurface of S coming from S_1 may be different from the preceeding case, all of our constructions carry over with little change.

Suppose now that there are compressing disks with nonseparating boundary. Then M is the boundary connected sum of M' and some handlebodies H_i , where M' is an irreducible manifold with no compressing disks with nonseparating boundary. If M happens to be a handlebody itself, then put the tight contact structure on M which corresponds to our model in S^3 . If not, then apply the construction above to obtain a tight contact structure on M' with a bypass along a curve α . Put the tight contact structure on each H_i obtained by taking the standard neighborhood of a Legendrian graph as shown in Figure 5. We can arrange so that the ∂ -connected sum disks are convex and contain a single dividing arc. Forming the ∂ -connected sum to obtain M preserves tightness. Note that there is a $\phi: S \rightarrow \Sigma_n$ as in the previous cases, where S is the boundary component containing α . The construction of the contact structures and the slope at infinity calculation are now the same as before. This concludes the proof of Theorem 1.2.

Note that the proof of Theorem 1.3 is now immediate. For η_s , simply choose a transverse arc in V and introduce a Lutz twist. Since this affects the contact structure in a compact set and therefore does not change the slope at infinity.

Acknowledgements.

Thank you to John Etnyre and Stephan Schoenenberger for helpful conversations and for reading drafts of this work.

REFERENCES

- [EI1] Y. Eliashberg, *Classification of contact structures on \mathbb{R}^3* , Internat. Math. Res. Notices (1993), no. 3, 87–91.
- [EI2] Y. Eliashberg, *Classification of overtwisted contact structures on 3-manifolds*, Invent. Math. **98** (1989), 623–637.
- [EI3] Y. Eliashberg, *New invariants of open symplectic and contact manifolds*, J. Amer. Math. Soc. **4** (1991), 513–520.
- [Et] J. Etnyre, *Introductory Lectures on Contact Geometry*, Proc. Sympos. Pure Math. **71** (2003), 81–107.
- [Ga] D. Gabai, *Foliations and the topology of 3-manifolds*, J. Diff. Geom. (1983), 445–503.
- [Gi1] E. Giroux, *Structures de contact en dimension trois et bifurcations des feuilletages de surfaces*, Invent. Math. **141** (2000), no. 3, 615–689.
- [Gi2] E. Giroux, *Structures de contact sur les variétés fibrées en cercles audessus d’une surface*, Comment. Math. Helv. **76** (2001), no. 2, 218–262.
- [Gi3] E. Giroux, *Une infinité de structures de contact tendues sur une infinité de variétés*, Invent. Math. **135** (1999), no. 3, 789–802.
- [McC] D. McCullough, *3-manifolds and their mappings*, Lecture Notes Series, **26** Seoul National University, Research Institute of Mathematics, Global Analysis Research Center, Seoul, 1995. ii+83 pp.
- [He] J. Hempel, *3-Manifolds*, Ann. of Math. Studies, No. 86. Princeton University Press, Princeton, N. J. University of Tokyo Press, Tokyo, 1976.
- [Ho1] K. Honda, *Gluing tight contact structures*, Duke Math. J. **115** (2002), no. 3, 435–478.
- [Ho2] K. Honda, *On the classification of tight contact structures I*, Geom. Topol. **4** (2000), 309–368.
- [Ho3] K. Honda, *On the classification of tight contact structures II*, J. Differential Geom. **55** (2000), no. 1, 83–143.
- [HKM] K. Honda, W. Kazez, and G. Matić, *Tight contact structures and taut foliations*, Geom. Topol. **4** (2000), 219–242.
- [Si] J. C. Sikorav, *Quelques propriétés des plongements lagrangiens*, Analyse globale et physique mathématique (Lyon, 1989), Mém. Soc. Math. France (N. S.), no. 46 (1991), 151–167.
- [Th] W. Thurston, *A norm for the homology of 3-manifolds*, Mem. Amer. Math. Soc. **59**, no. 339 (1986), 99–130.

DEPARTMENT OF MATHEMATICS, UNIVERSITY OF PENNSYLVANIA, 209 SOUTH 33RD ST., PHILADELPHIA, PA 19104-6395

E-mail address: jtripp@math.upenn.edu

URL: <http://www.math.upenn.edu/~jtripp>