

Improving Asymptotic Variance of MCMC Estimators: Non-reversible Chains are Better

Radford M. Neal

Department of Statistics and Department of Computer Science
University of Toronto, Toronto, Ontario, Canada
<http://www.cs.utoronto.ca/~radford/>
radford@stat.utoronto.ca

15 July 2004

Abstract. I show how any reversible Markov chain on a finite state space that is irreducible, and hence suitable for estimating expectations with respect to its invariant distribution, can be used to construct a non-reversible Markov chain on a related state space that can also be used to estimate these expectations, with asymptotic variance at least as small as that using the reversible chain (typically smaller). The non-reversible chain achieves this improvement by avoiding (to the extent possible) transitions that backtrack to the state from which the chain just came. The proof that this modification cannot increase the asymptotic variance of an MCMC estimator uses a new technique that can also be used to prove Peskun's (1973) theorem that modifying a reversible chain to reduce the probability of staying in the same state cannot increase asymptotic variance. A non-reversible chain that avoids backtracking will often take little or no more computation time per transition than the original reversible chain, and can sometime produce a large reduction in asymptotic variance, though for other chains the improvement is slight. In addition to being of some practical interest, this construction demonstrates that non-reversible chains have a fundamental advantage over reversible chains for MCMC estimation. Research into better MCMC methods may therefore best be focused on non-reversible chains.

1 Introduction

Markov chain Monte Carlo (MCMC) is widely used to estimate expectations of functions with respect to complex, high-dimensional probability distributions, particularly in Bayesian statistics and statistical physics (see, for example, Liu 2001). An MCMC estimator can be based on any Markov chain that is irreducible and that has the distribution of interest as its invariant distribution. However, the choice of Markov chain will affect the efficiency with which estimates of expectations with a given accuracy can be obtained. In this paper, I show that an MCMC estimator based on a reversible Markov chain on a finite state space can be improved in terms of asymptotic variance (or in degenerate cases, not made worse) by transforming it to a Markov chain on a related space

that will be non-reversible (except when the state space has only one or two states).

The non-reversible chains produced by this construction avoid, when possible, transitions that backtrack by returning to the state from which the chain just came. This is done by expanding the state space to pairs of states of the original chain — representing, roughly speaking, the previous and current states — and then updating this pair using two operations in sequence, one a swap, and the other a modified Gibbs sampling update of the second component that tries to avoid leaving the state unchanged. Many such modifications are possible; one that is generally applicable was introduced by Liu (1996). Though both the swap and the modified Gibbs sampling update are reversible, their application in sequence is not reversible.

Simulation of this non-reversible chain will often require little or no more computation time than simulation of the original reversible chain. The advantage of the non-reversible chain can be dramatic when the original chain is such that suppressing backtracking has the effect of forcing movement in the same direction for many steps, thereby suppressing the slow random-walk motion that reversible chains are subject to. In other cases, however, the improvement may be slight. Aside from possible practical applications of the particular construction I present, the results indicate that non-reversible chains are fundamentally superior to reversible chains for MCMC estimation, and hence research into improved MCMC methods may be best directed toward methods based on non-reversible chains.

My proof that asymptotic variance will not increase as a result of modifying the chain to avoid backtracking uses a new technique based on dividing the chains into blocks delimited by transitions that are affected by the modification, and then showing that the only effect of the modification is to partially stratify the sampling for these blocks. This stratification can only decrease asymptotic variance, or leave it unchanged. As an introduction to this technique, I start by giving a new proof of Peskun’s (1973) theorem that asymptotic variance will not be increased by modifying a reversible chain to reduce the probability of staying in the same state, while keeping the probability of other transitions at least as large as before. This proof gives some insight into why the hypothesis of reversibility is necessary for Peskun’s theorem. This new proof technique holds promise for proving that other transformations of both reversible and non-reversible chains are also beneficial.

2 Preliminaries

Suppose we wish to estimate the expectation of some function, $f(x)$, with respect to a distribution with probabilities $\pi(x)$, where x is in some finite space \mathcal{X} . (Generalizations to infinite spaces will not be dealt with in this paper.) The MCMC approach to this problem is to simulate a Markov chain X_1, X_2, \dots that has π as an invariant distribution — that is, for which

$$\pi(y) = \sum_{x \in \mathcal{X}} \pi(x) T(x, y), \quad \text{for all } y \in \mathcal{X} \tag{1}$$

where $T(x, y) = P(X_{t+1} = y | X_t = x)$ are the transition probabilities of the Markov chain (assumed to be the same for all t). If the Markov chain is also irreducible (a series of transitions with non-zero probability connects any two states), it will have only one invariant distribution, and the estimator

$$\hat{\mu}_n = \frac{1}{n} \sum_{t=1}^n f(X_t) \tag{2}$$

will converge to $\mu = E_\pi[f(X)]$ as n goes to infinity. Furthermore, a Central Limit Theorem applies, showing that the distribution of $\hat{\mu}_n$ is asymptotically normal (possibly a degenerate normal distribution with variance zero). These fundamental aspects of MCMC are discussed, for example, by Tierney (1994) and Liu (2001). Some statements of the results mentioned above in these references make a further assumption that the chain is aperiodic, but this is not essential (Hoel, Port, and Stone 1972, Chapter 2, Theorems 3, 5, and 7; Romanovsky 1970, Section 43).

The asymptotic variance of the estimator (2) is defined to be

$$V_\infty(\hat{\mu}) = \lim_{n \rightarrow \infty} n \text{Var}(\hat{\mu}_n) \quad (3)$$

Note that this does not depend on the initial distribution for X_1 . The bias of the estimator will be of order $1/n$, so its asymptotic mean squared error will be equal to its asymptotic variance. In practice, rather than $\hat{\mu}_n$ from (2), we would use an estimator based only on X_t with t greater than some time past which we believe the chain has reached a distribution close to π , but this refinement (which reduces bias) does not affect the asymptotic variance.

Asymptotic variance can be used as a criterion for which of two Markov chains with the same invariant distribution is better, on the assumption that the squared error of a practical estimator based on k consecutive states of the Markov chain will be approximately $k V_\infty$. This is not guaranteed to be true. For example, if π is uniform over \mathcal{X} , a Markov chain that deterministically cycles through all states in some order will have asymptotic variance of zero, but if the number of states in \mathcal{X} is enormous, an estimator based on simulating a practical number of transitions of this Markov chain may have large squared error. Nevertheless, in many contexts, V_∞ will be a good guide to practical utility, and it will be used in this paper as the criterion for comparing Markov chains. Asymptotic variance has previously been used to compare Markov chains by Peskun (1973) and by Mira and Geyer (2000), as well as by many others.

A Markov chain is said to be “reversible” if its transition probabilities satisfy the following “detailed balance” condition with respect to π :

$$\pi(x)T(x, y) = \pi(y)T(y, x), \quad \text{for all } x, y \in \mathcal{X} \quad (4)$$

As a consequence, a sequence X_1, \dots, X_n from a reversible Markov chain with X_1 having initial distribution π will have the same distribution as the reversed sequence of states, X_n, \dots, X_1 . Detailed balance implies that π is an invariant distribution of the Markov chain, but the converse need not hold.

Many MCMC methods use reversible Markov chains, notably the widely-used Metropolis-Hastings algorithm (Hastings 1970). In this algorithm, a transition from state x is performed by first randomly drawing a state, x^* , from some “proposal distribution”, with probabilities $S(x, x^*)$, and then accepting x^* as the next state of the chain with probability

$$a(x, x^*) = \min \left[1, \frac{\pi(x^*) S(x^*, x)}{\pi(x) S(x, x^*)} \right] \quad (5)$$

If x^* is not accepted, the next state of the chain is the same as the current state. The result is that for $y \neq x$, the transition probability is $T(x, y) = S(x, y)a(x, y)$. One can easily show that these transitions satisfy detailed balance with respect to π , and hence leave π invariant. As a

special case of the Metropolis-Hastings algorithm, when x consists of several components, x^* might differ from x in only a single component, with the value for that component in x^* being drawn from its conditional distribution under π given the values of the other components. The acceptance probability of (5) will then always be one. This is called a “Gibbs sampling” (or “heatbath”) update of the component.

Not all Markov chains used for MCMC are reversible, however. In particular, non-reversible Markov chains often arise as a result of applying two or more reversible transitions in sequence. If T_1 and T_2 are matrices of transition probabilities that satisfy detailed balance with respect to π (and hence leave π invariant), their product, T_1T_2 , will also leave π invariant, but will typically not satisfy detailed balance. A common example of this is when Gibbs sampling updates are applied to each component of state in some deterministic sequence.

There is no reason to avoid non-reversible chains in practical applications of MCMC — what is essential is that the chain leave π invariant, not that it be reversible with respect to π . The non-reversibility of deterministic-scan Gibbs sampling is thought to be of little significance, but other non-reversible MCMC methods are designed to exploit non-reversibility to avoid the slow, diffusive movement via a random walk that is typical of reversible Markov chains. Examples include “overrelaxation” methods (Adler 1981; Neal 1998, 2003) and the “guided Monte Carlo” methods of Horowitz (1991) and Gustafson (1998).

However, non-reversible Markov chains have often been avoided in theoretical discussions, since they are harder to analyse than reversible chains. In contrast, Diaconis, Holmes, and Neal (2000) analysed a particular non-reversible chain and showed that it converges to its invariant distribution much faster than a related reversible chain. Mira and Geyer (2000) explored whether non-reversible chains can be transformed to reversible chains with the same asymptotic variance, and found a method that sometimes does this, but not always, again showing that non-reversible chains might be superior to reversible chains. These results, and the practical usefulness of some non-reversible chains, lead one to ask whether any reversible chain can be transformed to a non-reversible chain that is better. With some caveats — notably, a restriction to finite state spaces — this paper provides an affirmative answer to this question.

3 Peskun’s theorem on modifying a reversible chain to avoid staying in the same state

Before showing how to construct a non-reversible chain that is better than a given reversible chain, I will present Peskun’s theorem, which shows that modifying a reversible chain to decrease the probability of staying in the same state, while keeping the probabilities of other transitions at least as large, cannot increase asymptotic variance. This theorem is relevant to the non-reversible construction that follows. I also introduce the new proof techniques I use by proving this theorem in Section 5.

Theorem 1 (Peskun 1973): *Let X_1, X_2, \dots and X'_1, X'_2, \dots be two irreducible Markov chains on the finite state space \mathcal{X} , both of which are reversible with respect to the distribution π , and hence have π as their unique invariant distribution. Let the transition probabilities for these chains be*

$$T(x, y) = P(X_{t+1} = y | X_t = x), \quad T'(x, y) = P(X'_{t+1} = y | X'_t = x) \quad (6)$$

Let $f(x)$ be some function of state, whose expectation with respect to π is μ . Consider the following two estimators for μ based on these two chains:

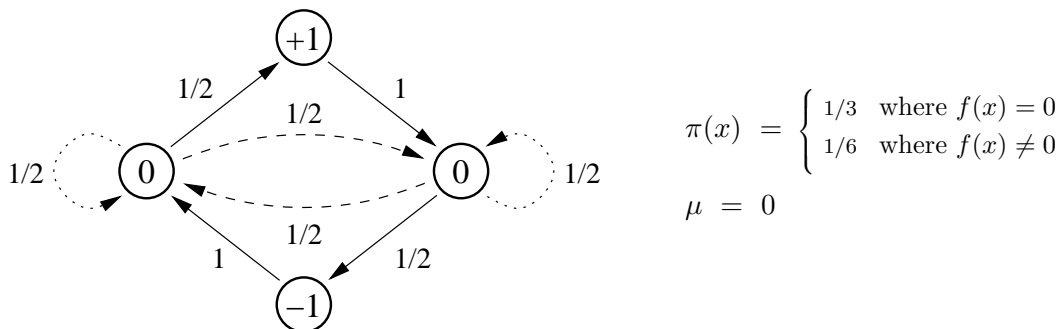
$$\hat{\mu}_n = \frac{1}{n} \sum_{t=1}^n f(X_t), \quad \hat{\mu}'_n = \frac{1}{n} \sum_{t=1}^n f(X'_t) \quad (7)$$

If T and T' satisfy the following condition,

$$T'(x, y) \geq T(x, y), \quad \text{for all } x, y \in \mathcal{X} \text{ with } x \neq y \quad (8)$$

then the asymptotic variance of $\hat{\mu}'$ will be no greater than that of $\hat{\mu}$.

Since it seems inefficient to stay in the same place, Peskun's theorem might seem obvious. Two facts show that the situation is more subtle than this. First, only the *asymptotic* variance is guaranteed not to increase if off-diagonal entries in the transition matrix are increased. The variance of an estimator based on finite number of transitions, started from π , may increase (Tierney, 1998). Second, Peskun's theorem does not hold if the condition that the chains be reversible is omitted. Here is a counterexample using a non-reversible chain with four states:



Values of $f(x)$ are shown in the circles. Solid arrows show values of both $T(x, y)$ and $T'(x, y)$; dotted arrows are for $T(x, y)$ only; dashed arrows are for $T'(x, y)$ only. The asymptotic variance is zero when using T — the chain proceeds clockwise through the four states, never backtracking (though sometimes staying put in a state where $f(x) = \mu$), with the result that $|\hat{\mu}_n - \mu| \leq 1/n$. The modification that produces T' disturbs this cyclic behaviour, with the result that the asymptotic variance becomes greater than zero.

One application of Peskun's theorem is to motivate a modified form of Gibbs sampling due to Liu (1996), which tries to avoid setting a component to the same value it had previously. Suppose, for example, that the state consists of two components, and the current state is (x, y) . As mentioned above, a Gibbs sampling update for y can be seen as a Metropolis-Hastings update with a proposal distribution that keeps the first component unchanged and draws a new value for the second component, y^* , from its conditional distribution, $\pi(y|x)$. In Liu's modification, the proposal distribution is confined to values for the second component other than the current value, y , with the probability for proposing y^* being $\pi(y^*|x) / (1 - \pi(y|x))$. The acceptance probability (from (5)) then becomes

$$a((x, y), (x, y^*)) = \min \left[1, \frac{\pi(x, y^*) \pi(y|x) / (1 - \pi(y^*|x))}{\pi(x, y) \pi(y^*|x) / (1 - \pi(y|x))} \right] = \min \left[1, \frac{1 - \pi(y|x)}{1 - \pi(y^*|x)} \right] \quad (9)$$

In the special case that $\pi(y|x) = 1$, we never accept the proposal (which is undefined).

One can easily verify that this modification increases the probability of a transition to all values except for the current value. However, Peskun’s theorem will not apply if these modified Gibbs sampling updates are applied in sequence (producing a non-reversible chain). Peskun’s theorem does apply if we select a component to update at random, although this is not how Gibbs sampling is commonly done in practice. Liu’s modification of Gibbs sampling will play a role in the construction of a non-reversible chain that avoids backtracking, which is presented next.

4 Constructing a non-reversible chain from a reversible chain so as to avoid backtracking

As above, suppose we have an irreducible Markov chain on a finite state space, \mathcal{X} , with transition probabilities given by $T(x, y)$. Suppose also that this chain is reversible, so these transition probabilities satisfy the detailed balance condition (4) with respect to some invariant distribution, π . In this section, I show how to construct from T a non-reversible Markov chain that avoids backtracking. The state space for this chain will be $\ddot{\mathcal{X}} = \{(x, y) : T(x, y) > 0\}$, and it will leave invariant the distribution $\ddot{\pi}$ with probabilities defined as follows:

$$\ddot{\pi}(x, y) = \pi(x)T(x, y) = \pi(y)T(y, x) \tag{10}$$

One can view $\ddot{\pi}$ as the distribution for a pair of consecutive states from the original chain, with the first state in the pair drawn from π . The second formula above follows from the reversibility of the original chain. Note that under $\ddot{\pi}$, the marginal distributions of the first and second components are both π . We can therefore estimate the expectation with respect to π of any function defined on \mathcal{X} by averaging the values of either component in pairs distributed according to $\ddot{\pi}$.

I will first show how to construct a chain with state space $\ddot{\mathcal{X}}$ and invariant distribution $\ddot{\pi}$ that is essentially the original chain in disguise, but which can later be modified to prevent backtracking. This construction is called “expanding” the chain by Kemeny and Snell (1960, Section 6.5). A transition of this chain consists of the following two operations, applied in sequence:

- 1) Swap the two components of the state.
- 2) Replace the second component of this swapped state with a new value sampled from its conditional distribution (under $\ddot{\pi}$) given the current value of the first component.

From (10), the conditional probability for the second component to be y , given that the first component is x , is $T(x, y)$. The transition probabilities, \ddot{T} , for this chain can therefore be written as follows:

$$\ddot{T}((x_0, y_0), (x_1, y_1)) = \delta(x_1, y_0)T(x_1, y_1) \tag{11}$$

where $\delta(x, y)$ is one if $x = y$ and zero otherwise.

The first operation above leaves $\ddot{\pi}$ invariant, since $\ddot{\pi}(x, y) = \ddot{\pi}(y, x)$, due to the reversibility of the original chain. The second operation above leaves $\ddot{\pi}$ invariant as well, since it is simply a Gibbs sampling update of the second component. Applying these two operations in sequence therefore also leaves $\ddot{\pi}$ invariant.

Although both operations above are reversible, applying them in sequence produces a non-reversible chain (except in degenerate situations). This non-reversibility is of no consequence,

however, since the above chain on $\check{\mathcal{X}}$ essentially replicates the operation of the original chain on \mathcal{X} . Starting from state (x_0, x_1) , the chain will proceed to states (x_1, x_2) , (x_2, x_3) , (x_3, x_4) etc., with each x_t being drawn according to the probabilities $T(x_{t-1}, x_t)$, just as in the original chain. If we estimate the expectation of f with respect to π by the average value of f applied to the second components of these states, the result will be exactly the same as an estimate based on states of the original chain.

To obtain a more interesting non-reversible chain, we can change the second operation above to use the modified Gibbs sampling update of Liu (1996), discussed above in Section 3. More generally, we might modify the second operation in any way that reduces the probability of staying in the same state, while keeping the probabilities of transitions to other states at least as large as before, and maintaining reversibility with respect to $\tilde{\pi}$. Such a modified chain, whose transition probabilities we will write as \check{T}' , will differ substantively from the original reversible chain, since it will reduce the probability of “backtracking” to the state preceding the current state. For example, starting from state (x_0, x_1) , a chain with transition probabilities \check{T} , equivalent to the original reversible chain, might proceed to state (x_1, x_2) and then to (x_2, x_1) — corresponding to the original reversible chain moving from x_1 to x_2 and then back to x_1 . A modified chain with transitions \check{T}' might also proceed from (x_0, x_1) to (x_1, x_2) , but after the swap operation of the next transition, the state (x_2, x_1) would be updated by a modified Gibbs sampling operation that has a reduced probability of leaving the second component equal to x_1 .

That this avoidance of backtracking cannot increase asymptotic variance is the central result of this paper. This is stated in the theorem below, which is proved in Section 6.

Theorem 2: *Let X_1, X_2, \dots be an irreducible Markov chain on the finite state space \mathcal{X} having transition probabilities $T(x, y) = P(X_{t+1} = y | X_t = x)$ that satisfy detailed balance with respect to the distribution with probabilities $\pi(x)$. Define a Markov chain $(X_1, Y_1), (X_2, Y_2), \dots$ on the state space $\check{\mathcal{X}} = \{(x, y) : T(x, y) > 0\}$ with transition probabilities*

$$\check{T}'((x_0, x_1), (y_0, y_1)) = \delta(x_1, y_0) U'_{x_1}(x_0, y_1) \quad (12)$$

where $\delta(x, y)$ is one if $x = y$ and zero otherwise, and $U'_x(y, z)$ defines a set of probabilities for $z \in \mathcal{X}$ for any values of $x, y \in \mathcal{X}$, satisfying the following two conditions for all $x, y, z \in \mathcal{X}$ with $y \neq z$:

$$T(x, y) U'_x(y, z) = T(x, z) U'_x(z, y) \quad (13)$$

$$U'_x(y, z) \geq T(x, z) \quad (14)$$

Let $f(x)$ be some function of state, whose expectation with respect to π is μ . Define the following two estimators for μ based on these two chains:

$$\hat{\mu}_n = \frac{1}{n} \sum_{t=1}^n f(X_t), \quad \hat{\mu}'_n = \frac{1}{n} \sum_{t=1}^n f(Y'_t) \quad (15)$$

Then the following properties of the \check{T}' and the estimators above hold: (a) the chain with transition probabilities \check{T}' is irreducible; (b) the transition probabilities \check{T}' leave invariant the distribution with probabilities $\tilde{\pi}(x, y) = \pi(x)T(x, y)$; (c) if \mathcal{X} contains at least three elements, the chain with transition probabilities \check{T}' is not reversible with respect to $\tilde{\pi}$; (d) the bias of the estimator $\hat{\mu}'_n$ is of order $1/n$; (e) the asymptotic variance of $\hat{\mu}'$ is no greater than the asymptotic variance of $\hat{\mu}$.

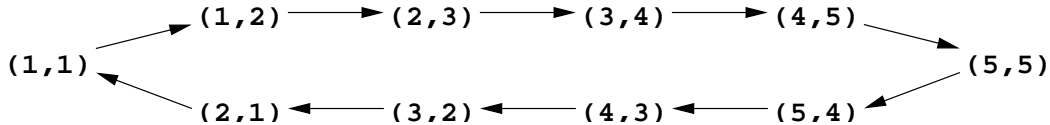
The transition probabilities \ddot{T} (from (11)), which essentially mimic T , can also be written as $\ddot{T}((x_0, x_1), (y_0, y_1)) = \delta(x_1, y_0) U_{x_1}(x_0, y_1)$, with $U_{x_1}(x_0, y_1) = T(x_1, y_1)$. The change from T to \ddot{T}' in this theorem can therefore also be seen as a change from \ddot{T} to \ddot{T}' or from U to U' .

The new probabilities $U'_x(y, z)$ are modified update probabilities for the second component of state, with x being the first component of state, y the current value of the second component, and z a new value for the second component. These updates must satisfy detailed balance with respect to $\ddot{\pi}$. In the case of Liu's modification, we find using (9) that for all $x, y, z \in \mathcal{X}$ with $z \neq y$,

$$U'_x(y, z) = \frac{T(x, z)}{1 - T(x, y)} \min \left[1, \frac{1 - T(x, y)}{1 - T(x, z)} \right] = \min \left[\frac{T(x, z)}{1 - T(x, y)}, \frac{T(x, z)}{1 - T(x, z)} \right] \quad (16)$$

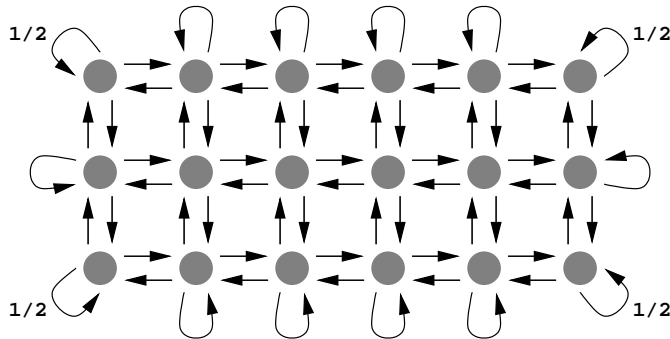
$U'_x(y, y)$ is determined from the above by the requirement that probabilities sum to one. Note that if $T(x, y) \geq 1/2$, this expression simplifies to $T(x, z) / (1 - T(x, z))$.

As a first example of such a modified chain, consider a Markov chain on $\mathcal{X} = \{1, 2, \dots, N\}$ with transition probabilities of $T(x, y) = 1/2$ when $y = x + 1$ or $y = x - 1$ or $x = y = 0$ or $x = y = N$, and $T(x, y) = 0$ otherwise. This chain is irreducible, has the uniform distribution as its invariant distribution, and is reversible. From (16), we can see that for given $(x, y) \in \mathcal{X}$, $U'_x(y, z) = 1$ for some z . The transitions, \ddot{T}' , of the modified chain are therefore deterministic. For $N = 5$, these transitions follow the arrows in the the diagram below:

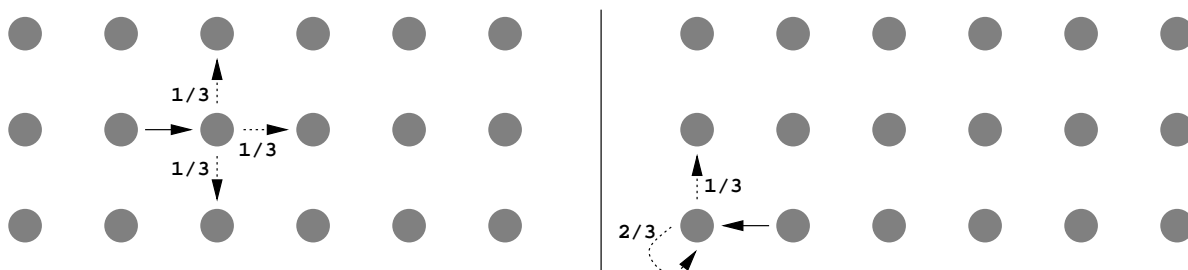


The periodic nature of the modified chain results in the asymptotic variance being zero for any function of state, whereas for the original chain, the asymptotic variance is of order N^2 , due to its random walk behaviour. This example parallels the chain analysed by Diaconis, Holmes, and Neal (2000), with c set to zero in the definition (their equation 4.1) of their chain. Note, however, that the more general scheme they describe (in their section 5.1) does not correspond to the result of modifying a random walk Metropolis algorithm to avoid backtracking in the way described here.

As another illustration, consider a chain on $\mathcal{X} = \{1, 2, \dots, N\} \times \{1, 2, \dots, M\}$, which may be visualized as dots arranged in an N by M rectangle, in which transitions go up, down, left, or right, with equal probabilities, except that if such a movement would leave the rectangle, the chain instead stays in the current state. This chain leaves the uniform distribution invariant. These transitions are shown below, for $N = 6$ and $M = 3$ (the unmarked transition probabilities are $1/4$):

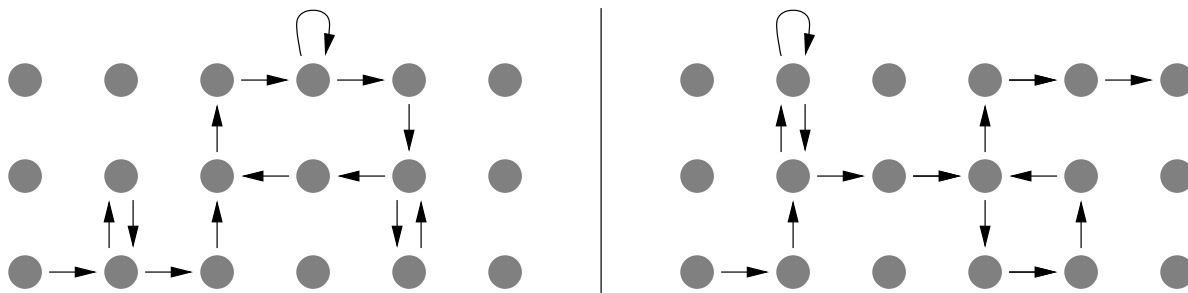


The state space, \mathcal{X} , of the modified chain consists of the arrows in the diagram above. The transitions probabilities, \tilde{T}' , for the modified chain, based on the modified updates of (16) are illustrated below, for two possible current states:



The current states in these diagrams are shown by solid arrows, and possible successor states by dotted arrows, labeled with their probabilities.

The diagrams below show two paths within the rectangle, produced using the original chain (on the left) and the modified chain (on the right):



Note that in two places the original chain backtracks to the preceding state. The new chain never backtracks in this way, but it is still possible for it to revisit states that were visited two or more time steps earlier. As a result, the improvement in asymptotic variance is not as dramatic as for the previous example. Asymptotic variance is improved only by a constant factor, which does not increase with N and M .

To simulate a chain that has been modified to avoid backtracking, with transition probabilities \tilde{T}' , we need to be able to draw a value from \mathcal{X} according to the probabilities $U'_x(y, \cdot)$. If we use $U'_x(y, z)$ defined by (16), and if $T(x, z)$ is non-zero for only a small, known set of z values, we can do this by explicitly computing the probabilities using (16). This will often be about as efficient as simulating the original chain.

When $T(x, z)$ is non-zero for many value of z , the following procedure for drawing a z value from $U'_x(y, \cdot)$ as defined by (16) may be useful. If $T(x, y) \geq 1/2$, draw a value z^* according to the probabilities $T(x, z^*)$. If $z^* = y$, let $z = y$. Otherwise, accept z^* as the value z with probability $1/(1 - T(x, z^*))$. If z^* is not accepted, let z equal y . If instead $T(x, y) < 1/2$, repeatedly draw z^* according to the probabilities $T(x, z^*)$, until a z^* not equal to y is obtained (which won't take long). Accept this z^* as the value z with probability $\min[1, (1 - T(x, y)) / (1 - T(x, z))]$. If z^* is not accepted, let z equal y .

In some cases, neither of the two procedures described above for simulating from $U'_x(y, \cdot)$ may

be easy to implement efficiently — for instance, $T(x, y)$ for a Metropolis-Hastings transition may be hard to compute when $y = x$, since this requires summing the probabilities of rejection for all possible proposals. In any case, a rigorous demonstration that a modified chain that avoids backtracking can be simulated as quickly as the original chain is too much to expect, because it might be possible to simulate the original chain especially easily using some special trick that is not applicable to the modified chain.

Nevertheless, I think it is fair to say that avoiding backtracking, either using Liu’s modified Gibbs sampling update or some other form for $U'_x(y, z)$, is not the sort of modification that inherently involve a large increase in computation time per transition. That this modification decreases asymptotic variance (or in degenerate cases, does not increase it) is therefore an important indication that non-reversible chains have an advantage over reversible chains.

5 A new proof of Peskun’s theorem

As an introduction to the techniques that will be used to prove that the no-backtracking construction of the previous section does not increase asymptotic variance, I will here use these techniques to prove Peskun’s theorem, stated as Theorem 1 in Section 3.

In this proof, the “old chain” will refer to the original chain with transition probabilities T , and the “new chain” will refer to the chain with transition probabilities T' , which may be smaller than those of the old chain for self transitions, but are at least as large for transitions between distinct states. The proof that the estimator for the expectation of any function of state using the new chain has asymptotic variance at least as small as the corresponding estimator using the old chain will proceed as follows:

- 1) We reduce the problem to comparing asymptotic variances when T and T' differ only for transitions involving two states, A and B .
- 2) We can view simulations of the old and new chains as differing only for certain “delta” transitions involving states A and B .
- 3) These delta transitions divide the Markov chain simulation into blocks of states, which start and end in either state A or state B . We can rewrite the old and new estimators, $\hat{\mu}$ and $\hat{\mu}'$, in terms of the lengths of these blocks and the sums of the function values for states in these blocks.
- 4) We see that blocks starting and ending with A and blocks starting and ending with B are equally likely, but may have different distributions for their contents. In contrast, blocks that start with A and end with B have essentially the same distribution of content as blocks that start with B and end with A .
- 5) The only difference between the old and new chains is that in the new chain the sampling for “homogeneous” blocks (starting and ending in the same state) is *stratified* — there are the *same* number of blocks starting and ending with A as blocks starting and ending with B , whereas the split between these types is random in the old chain (albeit with equal probabilities for the two types of homogeneous blocks).
- 6) Finally, this stratification will lower (or at least not increase) the asymptotic variance.

Step 1: Looking at one pair of states is enough

Whenever $T'(x, y) \geq T(x, y)$ for all $x \neq y$, we can get from T to T' by a series of steps that each change transition probabilities for only a single pair of states. For example, consider the following steps from T to T' that both satisfy detailed balance with respect to $\pi = [0.4 \ 0.4 \ 0.2]$:

$$T = \begin{bmatrix} 0.4 & 0.4 & 0.2 \\ 0.4 & 0.4 & 0.2 \\ 0.4 & 0.4 & 0.2 \end{bmatrix} \Rightarrow \begin{bmatrix} 0.3 & 0.5 & 0.2 \\ 0.5 & 0.3 & 0.2 \\ 0.4 & 0.4 & 0.2 \end{bmatrix} \Rightarrow \begin{bmatrix} 0.3 & 0.5 & 0.2 \\ 0.5 & 0.2 & 0.3 \\ 0.4 & 0.6 & 0.0 \end{bmatrix} = T' \quad (17)$$

Furthermore, if the detailed balance condition (4) holds for T and for T' , it will hold also for all the intermediate transition probabilities (such as those in the middle matrix above), since the pair of transition probabilities for any x and y (with $x \neq y$) at any intermediate point will be either the same as for T or the same as for T' .

It is therefore enough to prove Peskun's Theorem when T and T' differ for only two states, say A and B . The transition probabilities for the old and new chain will then be related as follows:

$$\begin{aligned} T'(x, y) &= T(x, y), & \text{when } x \notin \{A, B\} \text{ or } y \notin \{A, B\} \\ T'(A, A) &= T(A, A) - \delta_A, & T'(A, B) &= T(A, B) + \delta_A \\ T'(B, A) &= T(B, A) + \delta_B, & T'(B, B) &= T(B, B) - \delta_B \end{aligned} \quad (18)$$

where δ_A and δ_B are positive.

Step 2: Marking “delta” transitions

Transitions T and T' differ only if the current state is A or B , and then only with respect to how a probability mass of δ_A or δ_B is assigned to new states A or B . We can mark such “delta” transitions while simulating the Markov chain.

The standard way to simulate a Markov chain is as follows: For each state, x , partition the interval $[0, 1)$ into intervals $[\ell(x, y), h(x, y))$ such that $h(x, y) - \ell(x, y) = T(x, y)$; to simulate a transition out of state x , generate a random variate, U , that is uniformly distributed on $[0, 1)$, and move to the state, y , for which $\ell(x, y) \leq U < h(x, y)$. We can choose to simulate the old transitions, T , using partitions in which $\ell(A, A) = \ell(B, B) = 0$. With such a choice, we can write the algorithm for simulating a transition of the old chain in the manner on the left below, in which a slight change yields the simulation algorithm for the new chain shown below on the right:

Old chain:

```

U ~ Uniform(0, 1)
if Xt = A and U < δA then
  Xt+1 = A, mark this transition
else if Xt = B and U < δB then
  Xt+1 = B, mark this transition
else
  Xt+1 = y such that U ∈ [ℓ(Xt, y), h(Xt, y))

```

New chain:

```

U ~ Uniform(0, 1)
if Xt = A and U < δA then
  Xt+1 = B, mark this transition
else if Xt = B and U < δB then
  Xt+1 = A, mark this transition
else
  Xt+1 = y such that U ∈ [ℓ(Xt, y), h(Xt, y))

```

Clearly, T and T' differ only for the “delta” transitions marked above.

Step 3: Using delta transitions to define blocks

We can use the markings of delta transitions to divide a simulation of one of these Markov chains into “blocks” of consecutive states, that both start and end with either state A or state B . Note that states A and B may also occur at places other than the start and end of a block. It is possible for a blocks to consist of only a single A or a single B .

Since asymptotic variance does not depend on the initial state distribution, let’s suppose that $P(X_1 = A) = P(X_1 = B) = 1/2$, so that the chains will begin at the start of a block.

For the old chain, with transitions T , we might see blocks like this:

A	B	B	B	B	B	B	A	A	A	A	A	B	B	A	A	A
---	---	---	---	---	---	---	---	---	---	---	---	---	---	---	---	---

For the new chain, with transitions T' , the blocks might look like this:

A	B	A	A	B	B	A	A	B	A	B	A	B	B	A	A	B	A	B	B	A
---	---	---	---	---	---	---	---	---	---	---	---	---	---	---	---	---	---	---	---	---

The difference is that in the old chain, the state stays the same when crossing a block boundary, whereas for the new chain, it changes from A to B or from B to A .

We can view the simulation in terms of these blocks, and write the estimates $\hat{\mu}$ and $\hat{\mu}'$ in terms of the lengths of the blocks and the sums of f for states in these blocks. For the old chain,

$$\hat{\mu}_n \approx \frac{\sum_{i=1}^k H_i}{\sum_{i=1}^k L_i} \tag{19}$$

where H_i is the sum for $f(X_t)$ for states X_t in block i , L_i is the length of block i , and k is the number of blocks in the n iterations of the chain. The equality is only approximate because there may be a partial block after block k . Estimation in terms of blocks is discussed further in Step 6 of the proof.

Step 4: Probabilities of the four types of blocks and their contents

Blocks come in four types — AA , BB , AB , BA — based on start and end states. For both the old and new chains, the probabilities of these types (ie, their frequencies of occurrence in a long realization of the chain) satisfy

$$P(AA) = P(BB) \quad \text{and} \quad P(AB) = P(BA) \tag{20}$$

We can show this using the fact that both T and T' leave π invariant. In particular, for the old chain,

$$\pi(B) = \pi(A)T(A, B) + \pi(B)T(B, B) + \sum_{x \notin \{A, B\}} \pi(x)T(x, B) \tag{21}$$

while for the new chain, using the relationships in (18),

$$\pi(B) = \pi(A)(T(A, B) + \delta_A) + \pi(B)(T(B, B) - \delta_B) + \sum_{x \notin \{A, B\}} \pi(x)T(x, B) \tag{22}$$

from which it follows that $\pi(A)\delta_A = \pi(B)\delta_B$.

This lets us show that for a state, X_t , from the old chain (with t being large),

$$P(X_t \text{ starts block with } A) = P(X_{t-1}=A) P(\text{delta transition at } t-1 | X_{t-1}=A) = \pi(A) \delta_A \quad (23)$$

$$P(X_t \text{ starts block with } B) = P(X_{t-1}=B) P(\text{delta transition at } t-1 | X_{t-1}=B) = \pi(B) \delta_B \quad (24)$$

and hence $P(X_t \text{ starts block with } A) = P(X_t \text{ starts block with } B)$. In the same way, we see that $P(X_t \text{ ends block with } A) = P(X_t \text{ ends block with } B)$. It follows that

$$P(AA) + P(AB) = P(BB) + P(BA) \quad \text{and} \quad P(AA) + P(BA) = P(BB) + P(AB) \quad (25)$$

so $P(AA) = P(BB)$ and $P(AB) = P(BA)$.

Similarly, for a state, X_t , from the new chain (with t being large),

$$P(X_t \text{ starts block with } A) = P(X_{t-1}=B) P(\text{delta transition at } t-1 | X_{t-1}=B) = \pi(B) \delta_B \quad (26)$$

$$P(X_t \text{ starts block with } B) = P(X_{t-1}=A) P(\text{delta transition at } t-1 | X_{t-1}=A) = \pi(A) \delta_A \quad (27)$$

and hence $P(X_t \text{ starts block with } A) = P(X_t \text{ starts block with } B)$ for the new chain as well, and similarly $P(X_t \text{ ends block with } A) = P(X_t \text{ ends block with } B)$, from which it again follows that $P(AA) = P(BB)$ and $P(AB) = P(BA)$.

Although blocks of type AA and blocks of type BB are equally common, the distributions for their contents — and hence for their length and for the sum of values of $f(x)$ over states in the block — will generally be different. In contrast, blocks of type AB and blocks of type BA have the *same* distribution of content — except that the BA blocks are the reversals of the AB blocks, which has no effect on the sum of $f(x)$ for states in the block. This equivalence of AB and BA blocks is a consequence of the chains being reversible, and holds for both the old and new chains.

To illustrate: The probability of block AQB occurring at some large time t in the old chain is

$$\begin{aligned} & P(X_t = A \text{ \& block starts}) P(X_{t+1} = Q | X_t = A) P(X_{t+2} = B \text{ \& block ends} | X_{t+1} = Q) \\ &= \pi(A) \delta_A T(A, Q) T(Q, B) \delta_B = \delta_A \delta_B \pi(A) T(A, Q) T(Q, B) \end{aligned} \quad (28)$$

$$= \delta_A \delta_B T(Q, A) \pi(Q) T(Q, B) = \delta_A \delta_B T(Q, A) T(B, Q) \pi(B) \quad (29)$$

$$= \pi(B) \delta_B T(B, Q) T(Q, A) \delta_A \quad (30)$$

which is also the probability of block BQA occurring at time t . For the new chain, the probability of block AQB occurring at time t is

$$\begin{aligned} & P(X_t = A \text{ \& block starts}) P(X_{t+1} = Q | X_t = A) P(X_{t+2} = B \text{ \& block ends} | X_{t+1} = Q) \\ &= \pi(B) \delta_B T(A, Q) T(Q, B) \delta_B = \pi(A) \delta_A T(A, Q) T(Q, B) \delta_B \end{aligned} \quad (31)$$

which is the same as for the old chain, and the same as for block BQA .

Step 5: In the new chain, sampling for homogeneous blocks is stratified

Rather than simulate the chains one state at a time, let's imagine simulating the chain block by block. To show the relationship between the old and the new chains, I'll show how this simulation can be done in a coupled fashion.

To do this, we will need the probability that a block is “homogeneous” — that it ends with the same state it begins with — which is

$$\begin{aligned} P(\text{ends with } A | \text{starts with } A) &= \frac{P(AA)}{P(AA) + P(AB)} \\ &= \frac{P(BB)}{P(BB) + P(BA)} = P(\text{ends with } B | \text{starts with } B) \quad (32) \end{aligned}$$

Call this probability h , and note that it is the same for the old chain and the new chain, since the transitions within a block, and the marking of its end, are the same for both chains. Note as well that the distribution of the contents of a block, given its type, is the same for the old chain and the new chain.

We can now simulate block transitions for the “old” and “new” chains as follows. We’ll assume H below is sampled the same for both chains, but that the simulation of the contents of blocks is not coupled between the old and new chains.

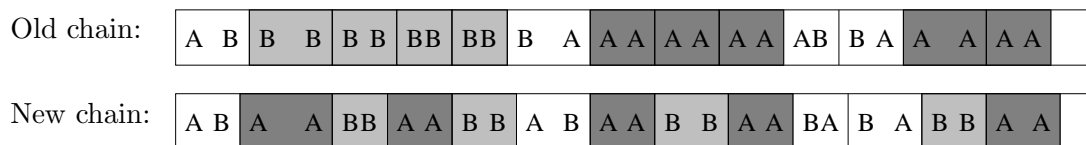
Old chain:

$H \sim \text{Bernoulli}(h)$
 if $H = 1$ then
 if previous block ended with A
 simulate an AA block
 else
 simulate a BB block
 else
 if previous block ended with A
 simulate an AB block
 else
 simulate an AB block, then reverse it

New chain:

$H \sim \text{Bernoulli}(h)$
 if $H = 1$ then
 if previous block ended with A
 simulate a BB block
 else
 simulate an AA block
 else
 if previous block ended with A
 simulate an AB block, then reverse it
 else
 simulate an AB block

Comparing the simulations for the old and new chains, we see that they produce the *same* sequence of homogeneous/non-homogeneous blocks. However, for the new chain, the homogeneous blocks *alternate* between AA blocks and BB blocks. This is true both when one homogeneous block follows another, and when any number of non-homogeneous blocks intervene. In the old chain, the type of homogeneous block changes only when an odd number of non-homogeneous blocks intervene. This is illustrated below:



Because AA blocks alternate with BB blocks in the new chain, sampling within the new chain is *stratified* in this respect — that is, the number of AA blocks will be equal to the number of BB blocks (plus or minus one). We can also see this by noting that in the new chain, every block ending in A (except the last) is paired with a following block beginning with B . Letting N_{AA} , N_{AB} , N_{BA} , and N_{BB} be the numbers of blocks of each type, it follows that

$$|(N_{AA} + N_{BA}) - (N_{BB} + N_{BA})| \leq 1 \quad (33)$$

and hence $|N_{AA} - N_{BB}| \leq 1$.

Step 6: Stratification of homogeneous blocks won't increase asymptotic variance

The intuition behind the proof is now complete: Sampling with the new chain is stratified with respect to blocks of type AA and BB . Furthermore, this is the *only* difference between the old and new chains, since the sum of the values of f for states in a block has the same distribution for AB blocks and BA blocks. Since we expect that stratification will not increase asymptotic variance (and will typically decrease it), the asymptotic variance for the new chain should be no larger than for the old chain.

To justify this formally, we need two lemmas whose detailed statements, proofs, and applications to this proof are found in the Appendix. The first lemma says that the asymptotic variance (appropriately defined) of an estimator based on a simulation that continues for some specified number of blocks is the same as that of an estimator based on a simulation that continues for some specified number of Markov chain transitions. This is true because the Central Limit Theorem implies that asymptotically there is very little difference between simulating for a specified number of blocks and simulating for the number of transitions equal to the expected number for that many blocks.

Accordingly, we can compare the old and new chains in the context of simulations that continue for a specified number of blocks. The second lemma justifies the idea that the stratification of AA and BB blocks will not increase the asymptotic variance of estimators based on such simulations. Stratification is of course well-known to be beneficial (or at least not harmful) in the context of independent sampling from two populations. The lemma shows that this continues to be true when, as here, the stratification is only partial (the ratio of homogeneous to non-homogeneous blocks is not fixed), sampling has a Markov chain aspect rather than being independent, and the estimator takes the form of a ratio rather than a linear function of the sampled variables.

This proof provides some insight into why Peskun's theorem needs the premise that the chains are reversible with respect to π , rather than the weaker premise that they leave π invariant. This premise is used at two points in the proof. In Step 1, the reduction to old and new chains that differ only for transitions involving two states would not be possible for non-reversible chains, since there would be no guarantee that the intermediate chains linking old and new chains differing for several pairs of states would leave π invariant. This is not relevant to the counterexample in Section 3, however, since it involves two chains that already differ only with regard to transitions between two states (state A on the left and B on the right).

The reason the new chain in the counterexample has higher asymptotic variance relates to the second use of reversibility, in Step 4, where the contents of blocks of type BA are seen to have essentially the same distribution as the contents of blocks of type AB , apart from a reversal that does not affect the sum of $f(x)$, which is what matters for the estimates. For the counterexample, the sum of $f(x)$ for blocks of type AB will always be $+1$, whereas this sum will always be -1 for blocks of type BA . In contrast, the sum of $f(x)$ for blocks of type AA or type BB will always be 0 . Examining Step 5 of the proof, one can see that while the new chain stratifies sampling for blocks of type AA and BB , the old chain stratifies sampling for blocks of type AB and BA . For a non-reversible chain, stratifying between types AB and BA may be more important, so it is possible for the old chain to have lower asymptotic variance than the new chain.

6 Proof that modifying a reversible chain to avoid backtracking doesn't increase asymptotic variance

We are now in a position to prove the main result of this paper, Theorem 2 in Section 4. I will address the five claims in the theorem in order. The proof of the final and principal claim (e), that the modified chain has asymptotic variance at least as small as the original chain, will follow closely the proof of Peskun's theorem presented in the previous section.

Claim (a): The modified chain, with transition probabilities \ddot{T}' is irreducible

Let (a, b) and (c, d) be distinct states in $\ddot{\mathcal{X}}$. We need to show that (a, b) and (c, d) are linked by transitions with non-zero probability under \ddot{T}' . From the definition of $\ddot{\mathcal{X}}$, $T(c, d) > 0$. If $b = c$, then $\ddot{T}'((a, b), (c, d)) = U'_c(a, d) \geq T(c, d) > 0$. Otherwise, from the irreducibility of T , there exist states x_1, \dots, x_k in \mathcal{X} with $T(b, x_1) > 0$, $T(x_k, c) > 0$, and $T(x_i, x_{i+1}) > 0$ for $i = 1, \dots, k-1$, and hence $(b, x_1), (x_1, x_2), \dots, (x_k, c) \in \ddot{\mathcal{X}}$. Furthermore,

$$\ddot{T}'((a, b), (b, x_1)) = U'_b(a, x_1) \geq T(b, x_1) > 0 \quad (34)$$

$$\ddot{T}'((b, x_1), (x_1, x_2)) = U'_{x_1}(b, x_2) \geq T(x_1, x_2) > 0 \quad (35)$$

...

$$\ddot{T}'((x_k, c), (c, d)) = U'_c(x_k, d) \geq T(c, d) > 0 \quad (36)$$

Claim (b): The transition probabilities \ddot{T}' leave $\ddot{\pi}$ invariant

This is implied by the way \ddot{T}' was constructed in Section 4. It can also be shown directly as follows:

$$\sum_{(x_0, y_0) \in \ddot{\mathcal{X}}} \ddot{\pi}(x_0, y_0) \ddot{T}'((x_0, y_0), (x_1, y_1)) = \sum_{(x_0, y_0) \in \ddot{\mathcal{X}}} \pi(x_0) T(x_0, y_0) \delta(y_0, x_1) U'_{x_1}(x_0, y_1) \quad (37)$$

$$= \sum_{x_0 \in \mathcal{X}} \pi(x_0) T(x_0, x_1) U'_{x_1}(x_0, y_1) \quad (38)$$

$$= \sum_{x_0 \in \mathcal{X}} \pi(x_1) T(x_1, x_0) U'_{x_1}(x_0, y_1) \quad (39)$$

$$= \sum_{x_0 \in \mathcal{X}} \pi(x_1) T(x_1, y_1) U'_{x_1}(y_1, x_0) \quad (40)$$

$$= \pi(x_1) T(x_1, y_1) \sum_{x_0 \in \mathcal{X}} U'_{x_1}(y_1, x_0) \quad (41)$$

$$= \pi(x_1) T(x_1, y_1) = \ddot{\pi}(x_1, y_1) \quad (42)$$

Claim (c): If \mathcal{X} contains at least three elements, \ddot{T}' is not reversible

Let a, b , and c be three distinct elements of \mathcal{X} . Since the original chain is irreducible, either $T(a, b) > 0$ or there exist distinct x_1, \dots, x_n such that $T(a, x_1) > 0$, $T(x_n, b) > 0$ and $T(x_i, x_{i+1}) > 0$ for $i = 1, \dots, n-1$. Similarly, either $T(b, c) > 0$ or there exist distinct y_1, \dots, y_m linking b to c . One way or another, we can find distinct x, y, z such that $T(x, y) > 0$ and $T(y, z) > 0$ — if $T(a, b) = 0$,

take three consecutive states from a, x_1, \dots, x_n, c ; if $T(b, c) = 0$, take three consecutive states from b, y_1, \dots, y_m, c ; and if $T(a, b) > 0$ and $T(b, c) > 0$, use a, b, c . The states (x, y) and (y, z) are in $\check{\mathcal{X}}$, and have positive probability under $\check{\pi}$. (Note that all states in \mathcal{X} have positive probability under π , since the original chain is irreducible.) It follows that $\check{T}'((x, y), (y, z))$ is positive. However, $\check{T}'((y, z), (x, y))$ is zero, since $z \neq x$. The modified chain with transition probabilities \check{T}' is therefore non-reversible.

Claim (d): The bias of the estimator $\hat{\mu}'_n$ is of order $1/n$

The modified chain leaves invariant the distribution $\check{\pi}(x, y) = \pi(x)T(x, y) = \pi(y)T(y, x)$. The marginal distribution for the second component of state under $\check{\pi}$ is $\sum_x \check{\pi}(x, y) = \pi(y)$. An MCMC estimator that looks at a function of the second component of state will therefore converge to the correct expectation of this function with respect to π , with bias of order $1/n$, in accordance with the standard properties of MCMC estimators, as discussed in Section 2.

Claim (e): The asymptotic variance of $\hat{\mu}'$ is no greater than that of $\hat{\mu}$

This is the principal claim. Its proof will follow the same steps as the proof of Peskun's theorem in Section 5.

Step 1: Looking at one pair of states is enough

In Section 4, a chain on $\check{\mathcal{X}}$ was defined that was essentially equivalent to the original chain on \mathcal{X} , with transitions T . The transition probabilities for this chain were defined in equation (11) to have the form $\check{T}((x_0, y_0), (x_1, y_1)) = \delta(x_1, y_0)T(x_1, y_1)$, which can be seen as an instance of the definition of \check{T}' in equation (12), with $U_{x_1}(x_0, y_1) = T(x_1, y_1)$. We can therefore view Theorem 2 as claiming that changing from this U to some other U' that satisfies conditions (13) and (14) will not increase asymptotic variance. More generally, we will see that a change from transitions \check{T} based on *any* U satisfying condition (13) to transitions \check{T}' based on some other U' that also satisfies this condition and for which

$$U'_x(y, z) \geq U_x(y, z), \quad \text{for all } x, y, z \in \mathcal{X} \text{ with } y \neq z \quad (43)$$

will not increase asymptotic variance.

Any such change from U to U' can be expressed as a sequences of changes, each of which affects $U_x(y, z)$ only when x is some particular state O , and y and z are both either state A or state B . In order for condition (13) to be satisfied, such U and U' must be related as follows:

$$\begin{aligned} U'_x(y, z) &= U_x(y, z), & \text{when } x \neq O \text{ or } x \notin \{A, B\} \text{ or } y \notin \{A, B\} \\ U'_O(A, A) &= U_O(A, A) - \delta_A, & U'_O(A, B) &= U_O(A, B) + \delta_A \\ U'_O(B, A) &= U_O(B, A) + \delta_B, & U'_O(B, B) &= U_O(B, B) - \delta_B \end{aligned} \quad (44)$$

The resulting transition probabilities, \check{T} and \check{T}' , will be identical except for the following states:

$$\begin{aligned} \check{T}'((A, O), (O, A)) &= \check{T}((A, O), (O, A)) - \delta_A, & \check{T}'((A, O), (O, B)) &= \check{T}((A, O), (O, B)) + \delta_A \\ \check{T}'((B, O), (O, A)) &= \check{T}((B, O), (O, A)) + \delta_B, & \check{T}'((B, O), (O, B)) &= \check{T}((B, O), (O, B)) - \delta_B \end{aligned} \quad (45)$$

The rest of the proof will assume that \ddot{T} and \ddot{T}' differ only as above. The chain with transition probabilities \ddot{T} will be referred to as the “old” chain, while that with transition probabilities \ddot{T}' will be called the “new” chain.

Steps 2 & 3: Defining blocks delimited by “delta” transitions

We can mark the transitions in a realization of either the old or the new the chain that would have been different in the other chain — ie, those transitions where the addition or subtraction of δ_A or δ_B in (46) would have made a difference. This can be done using a simulation procedure entirely analogous to that described in Step 2 of the proof of Peskun’s theorem.

As in Step 3 of that proof, we can use these “delta” transitions to define the boundaries between “blocks” of states in a realization of the old or new chain. Such blocks will always begin with state (O, A) or (O, B) and end with state (A, O) or (B, O) . If we assume that we start the chain in state (O, A) or (O, B) , a typical sequence of blocks for the old chain might look like

(O,A)	(B,O)	(O,B)	(A,O)	(O,A)	(A,O)	(O,A)	(A,O)	(O,A)	(B,O)	(O,B)
---------	---------	---------	---------	---------	---------	---------	---------	---------	---------	---------

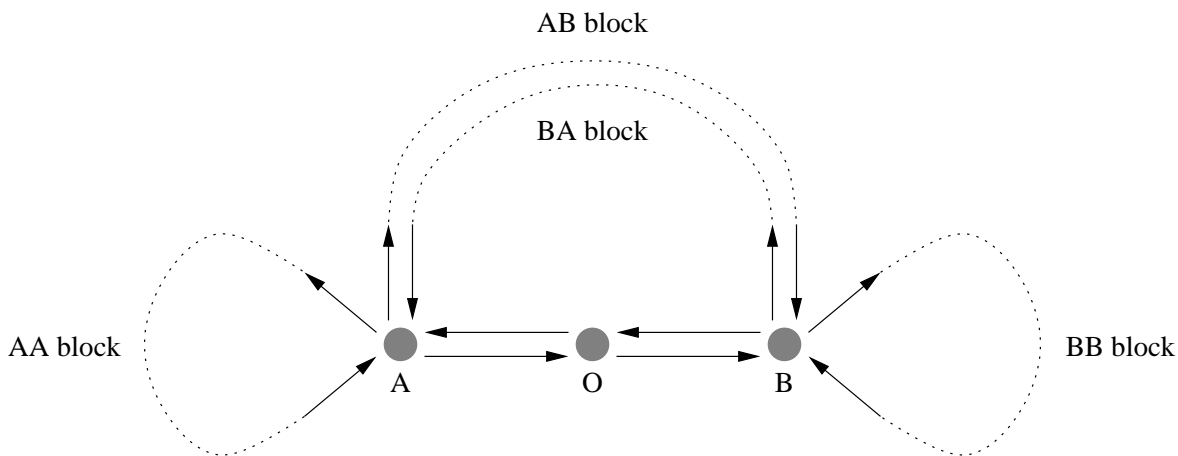
whereas a typical block sequence for the new chain might look like

(O,A)	(B,O)	(O,A)	(A,O)	(O,B)	(B,O)	(O,A)	(B,O)	(O,A)	(B,O)	(O,A)
---------	---------	---------	---------	---------	---------	---------	---------	---------	---------	---------

Note that states (O, A) , (A, O) , (O, B) , and (B, O) may occur within a block, as well as at the beginning and end. The difference between the two chains is that states in the old chain on each side of a block boundary are simply reversals of each other, whereas in the new chain, one of the states on the two sides of a boundary will contain A and the other B .

Step 4: Probabilities of the four types of blocks and their contents

Blocks starting with (O, A) and ending with (A, O) will be called AA blocks, those starting with (O, A) and ending with (B, O) will be called AB blocks, and similarly for blocks of types BB and BA . The way these blocks are produced is illustrated in the diagram below:



An AA block starts with state (O, A) , represented in the diagram by an arrow from O to A . Transitions from this state lead to an arrow from A to some other state, then arrows between other states, and eventually to an arrow from some state to A , followed by an arrow from A to O , which represents the the state (A, O) . For the block to end here, a delta transition must occur at this point, which happens with probability δ_A . An AB block also starts with an arrow from O to A , but ends with an arrow pointing to state B , and then an arrow from B to O that is followed by a delta transition.

To find how the probabilities of the four types of blocks, $P(AA)$, $P(AB)$, $P(BA)$, and $P(BB)$ are related, we can start by noting that since condition (13) applies to both U and U' , which are related by (44), it follows that

$$\begin{aligned} T(O, A) \delta_A &= T(O, A) (U'_O(A, B) - U_O(A, B)) \\ &= T(O, B) (U'_O(B, A) - U_O(B, A)) = T(O, B) \delta_B \end{aligned} \quad (46)$$

Next, note that the probability that a block beginning with (O, A) starts at time t (with t being large) in the old chain is

$$\ddot{\pi}(A, O) \delta_A = \pi(A) T(A, O) \delta_A = \pi(O) T(O, A) \delta_A \quad (47)$$

Using (46), we see that this is equal to the probability that a block beginning with (O, B) starts at time t , which is

$$\ddot{\pi}(B, O) \delta_B = \pi(B) T(B, O) \delta_B = \pi(O) T(O, B) \delta_B \quad (48)$$

Similarly, the probability that a block ends with state (A, O) at time t ,

$$\ddot{\pi}(A, O) \delta_A = \pi(A) T(A, O) \delta_A = \pi(O) T(O, A) \delta_A \quad (49)$$

is equal to the probability that a block ends with state (B, O) at time t ,

$$\ddot{\pi}(B, O) \delta_B = \pi(B) T(B, O) \delta_B = \pi(O) T(O, B) \delta_B \quad (50)$$

It follows that $P(AA) + P(AB) = P(BB) + P(BA)$ and $P(AA) + P(BA) = P(BB) + P(AB)$ for the old chain, from which we can conclude that $P(AA) = P(BB)$ and $P(AB) = P(BA)$. A similar argument shows this for the new chain as well.

The distribution of the contents of blocks of type AA may differ from that for the contents of blocks of type BB , but blocks of type AB and blocks of type BA can be viewed as reversals of each other. Consider, for example, a block consisting of the following states:

$$(O, A), (A, X), (X, Y), (Y, B), (B, O) \quad (51)$$

As seen above, the probability of a block starting with (O, A) at some given time is $\pi(A) T(A, O) \delta_A$ (in both the old and the new chain, as seen from (46) and the reversibility of T). Multiplying by the probabilities of the subsequent transitions, and the probability of a delta transition from (B, O) , the probability of the AB block above occurring at a given time in the old chain is

$$\pi(A) T(A, O) \delta_A U_A(O, X) U_X(A, Y) U_Y(X, B) U_B(Y, O) \delta_B \quad (52)$$

This is also the probability in the new chain, since U and U' are the same for all except delta transitions. Now consider the reversal of the block in (51):

$$(O, B), (B, Y), (Y, X), (X, A), (A, O) \quad (53)$$

The probability of this block occurring at a given time is

$$\pi(B) T(B, O) \delta_B U_B(O, Y) U_Y(B, X) U_X(Y, A) U_A(X, O) \delta_A \quad (54)$$

We can see that (52) and (54) are equal as follows, using the reversibility of T with respect to π and the fact that U satisfies condition (13):

$$\begin{aligned} & \pi(A) T(A, O) U_A(O, X) U_X(A, Y) U_Y(X, B) U_B(Y, O) \\ &= \pi(A) T(A, X) U_A(X, O) \cdot U_X(A, Y) U_Y(X, B) U_B(Y, O) \end{aligned} \quad (55)$$

$$= U_A(X, O) \cdot \pi(X) T(X, A) U_X(A, Y) \cdot U_Y(X, B) U_B(Y, O) \quad (56)$$

$$= U_A(X, O) \cdot \pi(X) T(X, Y) U_X(Y, A) \cdot U_Y(X, B) U_B(Y, O) \quad (57)$$

$$= U_X(Y, A) U_A(X, O) \cdot \pi(Y) T(Y, X) U_Y(X, B) \cdot U_B(Y, O) \quad (58)$$

$$= U_X(Y, A) U_A(X, O) \cdot \pi(Y) T(Y, B) U_Y(B, X) \cdot U_B(Y, O) \quad (59)$$

$$= U_Y(B, X) U_X(Y, A) U_A(X, O) \cdot \pi(B) T(B, Y) U_B(Y, O) \quad (60)$$

$$= U_Y(B, X) U_X(Y, A) U_A(X, O) \cdot \pi(B) T(B, O) U_B(O, Y) \quad (61)$$

$$= \pi(B) T(B, O) U_B(O, Y) U_Y(B, X) U_X(Y, A) U_A(X, O) \quad (62)$$

Step 5: Sampling in the new chain is stratified

As was done in the proof of Peskun's theorem, we can now imagine simulating both the old chain and the new chain one block at a time. For each block, we decide whether it should be homogeneous (of type AA or BB) or non-homogeneous (of type AB or BA). The probability of a block being homogeneous is the same regardless of whether the block starts with A or B , since the results in Step 4 imply that $P(AA) / (P(AA) + P(AB)) = P(BB) / (P(BB) + P(BA))$. The probability that a block is homogeneous is also the same for the old chain and the new chain. If we make the same random decisions as to whether or not blocks are homogeneous in the old and new chains, the sequence of homogeneous versus non-homogeneous blocks will be the same for the two chains.

The only significant difference between the old and new chains is that in the new chain the sequence of homogeneous blocks alternates between AA blocks and BB blocks, and hence the number of AA blocks is equal to the number of BB blocks (or differs by only one). This arises for exactly the same reasons as in the proof of Peskun's theorem — if N_{AA} , N_{AB} , N_{BA} , and N_{BB} are the numbers of blocks of each type, $|(N_{AA} + N_{BA}) - (N_{BB} + N_{AB})| \leq 1$ in the new chain, and hence $|N_{AA} - N_{BB}| \leq 1$. The sampling for AA and BB blocks is therefore stratified in the new chain, but not in the old chain. The old chain stratifies sampling of AB and BA blocks, but since the distributions for the contents of blocks of types AB and BA are the same (apart from a reversal, which doesn't affect sums of function values), this stratification in the old chain has no effect.

Steps 6: Stratification will not increase asymptotic variance

Finally, as in the proof of Peskun’s theorem, we can apply Lemma 1 in the Appendix to show that the asymptotic variance using a simulation that continues for a specified number of blocks is the same as that using a simulation for a specified number of transitions. We can then apply Lemma 2 to show that the block-by-block simulation of the new chain, which is stratified with respect to AA and BB blocks, will have asymptotic variance at least as small as for the old chain.

7 Conclusion

This paper shows how any reversible Markov chain can be transformed into a non-reversible chain that tries to avoid backtracking to the state visited immediately before. This transformation never increases the asymptotic variance of an MCMC estimator using the chain, and will usually decrease it. Sometimes, the decrease in asymptotic variance is dramatic, but other times it is small. In general, one would expect the decrease in asymptotic variance to be small when a state of the original Markov chain has many possible successor states (of roughly similar probability), since in this situation, even the original chain will rarely backtrack. In many circumstances, the chain that avoids backtracking will require little or no more time per transition than the original chain, though this cannot be guaranteed in all cases.

The particular transformation described in this paper may sometimes be of practical use. For many problems, however, the gains may be slight or non-existent. In particular, for problems with continuous state spaces, and continuous transition distributions, exact backtracking has zero probability of occurring anyway. There seems to be scope for generalizing the idea of trying to avoid backtracking, however. Possibilities include trying to avoid backtracking to any of the past several states, and trying to avoid backtracking not just to the exact previous state, but also to anywhere in its vicinity.

More generally, the results in this paper indicate that non-reversible Markov chains have a fundamental advantage over reversible chains, and that the search for better MCMC methods may therefore be best focused on non-reversible chains. The proof techniques used in this paper may be useful in analysing such methods.

Acknowledgements

I thank Longhai Li and Jeffrey Rosenthal for helpful discussions. This research was supported by the Natural Sciences and Engineering Research Council of Canada. The author holds a Canada Research Chair in Statistics and Machine Learning.

Appendix: Statements and proofs of lemmas

The following lemmas were used in the proofs of Sections 5 and 6.

The first lemma justifies looking at the asymptotic variance of simulations continuing for a specified number of blocks, instead of a specified number of transitions. To apply it to blocks defined by “delta” transitions, we can extend the state space of the Markov chain to include an

indicator of whether the current state is the last in a block (essentially moving the decision whether a transition from state A or B is to be “marked” back to the previous transition into state A or B). With this extension, the set \mathcal{S} below can consist of states A or B at the end of a block.

Lemma 1: Let X_1, X_2, \dots be an irreducible Markov chain on a finite state space \mathcal{X} , with invariant distribution $\pi(x)$. Let \mathcal{S} be some non-empty subset of \mathcal{X} , and let $f(x)$ be some function of state, whose expectation with respect to π is μ . Define

$$N(k) = \min \left\{ n : \sum_{t=1}^n I_{\mathcal{S}}(X_t) = k \right\} \quad (63)$$

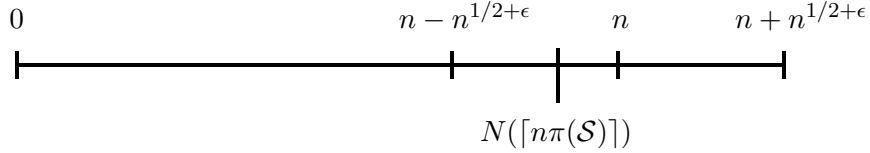
where $I_{\mathcal{S}}$ is the indicator function for \mathcal{S} . Consider the following two families of estimators:

$$\hat{\mu}_n = \frac{1}{n} \sum_{t=1}^n f(X_t), \quad \tilde{\mu}_k = \frac{1}{N(k)} \sum_{t=1}^{N(k)} f(X_t) \quad (64)$$

The asymptotic variances of these estimators are the same:

$$\lim_{n \rightarrow \infty} n \text{Var}(\hat{\mu}_n) = \lim_{n \rightarrow \infty} n \text{Var}(\tilde{\mu}_{\lceil n\pi(\mathcal{S}) \rceil}) \quad (65)$$

Proof: Without loss of generality, suppose $\mu = 0$. We will see that as n increases, $n\text{Var}(\hat{\mu}_n)$ and $n\text{Var}(\tilde{\mu}_{\lceil n\pi(\mathcal{S}) \rceil})$ both approach $(n + n^{1/2+\epsilon})\text{Var}(\hat{\mu}_{n+n^{1/2+\epsilon}})$, where ϵ is a positive constant to be set below. The diagram below may help to visualize the proof:



First, we note that $(n + n^{1/2+\epsilon})\hat{\mu}_{n+n^{1/2+\epsilon}} = n\hat{\mu}_n + n^{1/2+\epsilon}Z$, where Z is the average of $f(X_i)$ for i from $n + 1$ to $n + n^{1/2+\epsilon}$. Dividing by $\sqrt{n + n^{1/2+\epsilon}}$, we get

$$\sqrt{n + n^{1/2+\epsilon}}\hat{\mu}_{n+n^{1/2+\epsilon}} = \sqrt{n/(n + n^{1/2+\epsilon})} \left[\sqrt{n}\hat{\mu}_n + n^\epsilon Z \right] \quad (66)$$

As n increases, the first factor on the right will go to one. By the Central Limit Theorem for Markov chains, $|Z|$ will be less than $(n^{1/2+\epsilon})^{-1/2+\epsilon} = n^{-1/4+\epsilon^2}$ with probability approaching one exponentially fast, so if ϵ is in $(0, (\sqrt{2}-1)/2)$, the term $n^\epsilon Z$ will go to zero. It follows that $n\text{Var}(\hat{\mu}_n)$ will approach $(n + n^{1/2+\epsilon})\text{Var}(\hat{\mu}_{n+n^{1/2+\epsilon}})$. (Since $f(x)$ is bounded, an exponentially small probability of a large value for $|Z|$ cannot affect this limit.)

From the Central Limit Theorem, we can also conclude that $N(\lceil n\pi(\mathcal{S}) \rceil)$ will be in the interval $(n - n^{1/2+\epsilon}, n + n^{1/2+\epsilon})$ with probability approaching one exponentially fast. If so, we can write

$$(n + n^{1/2+\epsilon})\hat{\mu}_{n+n^{1/2+\epsilon}} = N(\lceil n\pi(\mathcal{S}) \rceil)\tilde{\mu}_{\lceil n\pi(\mathcal{S}) \rceil} + (n + n^{1/2+\epsilon} - N(\lceil n\pi(\mathcal{S}) \rceil))Y \quad (67)$$

where Y is the average of $f(X_i)$ for i from $N(\lceil n\pi(\mathcal{S}) \rceil) + 1$ to $n + n^{1/2+\epsilon}$. Dividing by $\sqrt{n + n^{1/2+\epsilon}}$, we get

$$\sqrt{n + n^{1/2+\epsilon}}\hat{\mu}_{n+n^{1/2+\epsilon}} = \frac{N(\lceil n\pi(\mathcal{S}) \rceil)}{n\sqrt{1 + n^{-1/2+\epsilon}}} \left[\sqrt{n}\tilde{\mu}_{\lceil n\pi(\mathcal{S}) \rceil} + (\sqrt{n}/N(\lceil n\pi(\mathcal{S}) \rceil))KY \right] \quad (68)$$

where $K = n + n^{1/2+\epsilon} - N(\lceil n\pi(\mathcal{S}) \rceil)$ will be in $(0, 2n^{1/2+\epsilon})$ if $N(\lceil n\pi(\mathcal{S}) \rceil)$ is in $(n - n^{1/2+\epsilon}, n + n^{1/2+\epsilon})$.

By the Central Limit Theorem for Markov chains, $|KY|$ will be less than $(2n^{1/2+\epsilon})^{1/2+\epsilon} = 2^{1/2+\epsilon}n^{1/4+\epsilon+\epsilon^2}$ with a probability that approaches one exponentially fast. Since $N(\lceil n\pi(\mathcal{S}) \rceil)$ will approach n , we can see that $n\text{Var}(\tilde{\mu}_{\lceil n\pi(\mathcal{S}) \rceil})$ will approach $(n + n^{1/2+\epsilon})\text{Var}(\hat{\mu}_{n+n^{1/2+\epsilon}})$.

Since $n\text{Var}(\hat{\mu}_n)$ and $n\text{Var}(\tilde{\mu}_{\lceil n\pi(\mathcal{S}) \rceil})$ both approach the same value as n goes to infinity, they must also have the same limit, as the lemma states.

The second lemma justifies the claim that partial stratification of sampling for blocks cannot increase asymptotic variance. In applying this lemma to the proofs in Sections 5 and 6, Z_1, Z_2, \dots are identifiers for the type of each block (we can use $0 = AA$, $1 = BB$, and $2 = AB$ or BA), which form a Markov chain, since the distribution for the type of the next block depends only on the type of the previous block. The types of blocks for the modified chain are Z'_1, Z'_2, \dots , which are stratified with respect to 0 and 1. In the applications of this lemma, H corresponds to the sum of the values of f for all states in a block, and L corresponds to the number of states in this block.

Lemma 2: Let Z_1, Z_2, \dots be an irreducible Markov chain with state space $\{0, 1, 2\}$, whose invariant distribution, ρ , satisfies $\rho(0) = \rho(1)$. Let Q_z for $z = 0, 1, 2$ be distributions for pairs $(H, L) \in \mathbb{R} \times \mathbb{R}^+$ having finite second moments. Conditional on Z_1, Z_2, \dots , let (H_i, L_i) be drawn independently from Q_{Z_i} . Define

$$Z'_i = \begin{cases} Z_i & \text{if } Z_i = 2 \\ Z_k + \sum_{j=1}^{i-1} I_{\{0,1\}}(Z_j) \pmod{2} & \text{if } Z_i \neq 2 \end{cases} \quad (69)$$

where $k = \min\{i : Z_i \neq 2\}$. (In other words, the Z'_i are the same as the Z_i except that the positions where 0 or 1 occurs have their values changed to a sequence of alternating 0s and 1s.) Conditional on Z_1, Z_2, \dots , let (H'_i, L'_i) be drawn independently from $Q_{Z'_i}$. Define two families of estimators as follows:

$$R_n = \sum_{i=1}^n H_i / \sum_{i=1}^n L_i, \quad R'_n = \sum_{i=1}^n H'_i / \sum_{i=1}^n L'_i \quad (70)$$

Then the asymptotic variance of R' is no greater than that of R . In other words,

$$\lim_{n \rightarrow \infty} n\text{Var}(R'_n) \leq \lim_{n \rightarrow \infty} n\text{Var}(R_n) \quad (71)$$

Proof: Let $N_{n,m} = (1/n) \sum_{i=1}^n I_{\{m\}}(Z_i)$ and $N'_{n,m} = (1/n) \sum_{i=1}^n I_{\{m\}}(Z'_i)$. Note that $E(N_{n,m}) = E(N'_{n,m})$ and $|N'_{n,1} - N'_{n,0}| \leq 1/n$, so the proportions of pairs from Q_0 and Q_1 are stratified in R'_n . By the Central Limit Theorem for Markov chains, $N_n = (N_{n,0}, N_{n,1}, N_{n,2})$ and $N'_n = (N'_{n,0}, N'_{n,1}, N'_{n,2})$ asymptotically have (degenerate) multivariate normal distributions, with the same mean vectors, though different covariance matrices. (Note that although Z'_1, Z'_2, \dots is not a Markov chain, a Markov chain can be defined on an extended state space that includes Z'_i as a component.)

The asymptotic variances of R_n and R'_n can be decomposed as follows:

$$n\text{Var}(R_n) = n\text{Var}(E(R_n|N_n)) + E(n\text{Var}(R_n|N_n)) \quad (72)$$

$$n\text{Var}(R'_n) = n\text{Var}(E(R'_n|N'_n)) + E(n\text{Var}(R'_n|N'_n)) \quad (73)$$

Note that the distribution of R_n given $N_n = N$ is the same as the distribution of R'_n given $N'_n = N$. Writing $R_n = (1/n) \sum H_i / (1/n) \sum L_i$, we can apply the Central Limit Theorem to the numerator

and denominator, then use the delta rule to conclude that R_n given N_n is asymptotically normal, with asymptotic variance that depends only on N_n (not on n). Since N_n and N'_n have the same means and both are asymptotically normal, we can apply the delta rule again to conclude that the second term on the right in (72) is equal to the second term on the right in (73).

Looking at the first terms in (72) and (73), we can rewrite $n\text{Var}(E(R_n|N_n))$ and $n\text{Var}(E(R'_n|N'_n))$ as follows:

$$n\text{Var}(E(R_n|N_n)) = n\text{Var}(E(E(R_n|N_n)|N_{n,2})) + E(n\text{Var}(E(R_n|N_n)|N_{n,2})) \quad (74)$$

$$n\text{Var}(E(R'_n|N'_n)) = n\text{Var}(E(E(R'_n|N'_n)|N'_{n,2})) + E(n\text{Var}(E(R'_n|N'_n)|N'_{n,2})) \quad (75)$$

Since the expectations of $N_{n,1}$ and $N_{n,2}$ given $N_{n,2} = N$ are the same as the expectations of $N'_{n,1}$ and $N'_{n,2}$ given $N'_{n,2} = N$, we can conclude that $E(E(R_n|N_n)|N_{n,2} = N)$ is asymptotically equal to $E(E(R'_n|N'_n)|N'_{n,2} = N)$. The distributions of $N_{n,2}$ and $N'_{n,2}$ are the same, so it follows that the first terms on the right in (74) and (75) are asymptotically equal. Due to stratification, $N'_{n,0}$ and $N'_{n,1}$ are fixed given $N'_{n,2}$, so that $\text{Var}(E(R'_n|N'_n)|N'_{n,2}) = 0$. It follows that the second terms on the right in (74) and (75) are related by

$$E(n\text{Var}(E(R_n|N_n)|N_{n,2})) \geq E(n\text{Var}(E(R'_n|N'_n)|N'_{n,2})) = 0 \quad (76)$$

Combining these results, we can conclude that asymptotically $\text{Var}(E(R_n|N_n)) \geq \text{Var}(E(R'_n|N'_n))$, and finally, that $\text{Var}(R_n)$ is asymptotically at least as large as $\text{Var}(R'_n)$.

References

- Adler, S. L. (1981) “Over-relaxation method for the Monte Carlo evaluation of the partition function for multiquadratic actions”, *Physical Review D*, vol. 23, pp. 2901-2904.
- Diaconis, P., Holmes, S., and Neal, R. M. (2000) “Analysis of a non-reversible Markov chain sampler”, *Annals of Applied Probability*, vol. 10, pp. 726-752.
- Gustafson, P. (1998) “A guided walk Metropolis algorithm”, *Statistics and Computing*, vol. 8, pp. 357-364.
- Hastings, W. K. (1970) “Monte Carlo sampling methods using Markov chains and their applications”, *Biometrika*, vol. 57, pp. 97-109.
- Hoel, P. G., Port, S. C., and Stone, C. J. (1972) *Introduction to Stochastic Processes*, Waveland Press.
- Horowitz, A. M. (1991) “A generalized guided Monte Carlo algorithm”, *Physics Letters B*, vol. 268, pp. 247-252.
- Kemeny, J. G. and Snell, J. L. (1960) *Finite Markov Chains*, Van Nostrand.
- Peskun, P. H. (1973) “Optimum Monte-Carlo sampling using Markov chains”, *Biometrika*, vol. 60, pp. 607-612.
- Liu, J. S. (1996) “Peskun’s theorem and a modified discrete-state Gibbs sampler”, *Biometrika*, vol. 83, pp. 681-682.
- Liu, J. S. (2001) *Monte Carlo Strategies in Scientific Computing*, Springer-Verlag.

- Mira, A. and Geyer, C. J. (2000) “On non-reversible Markov chains”, in N. Madras (editor) *Monte Carlo Methods*, Fields Institute / AMS, pp. 95-110.
- Neal, R. M. (1998) “Suppressing random walks in Markov chain Monte Carlo using ordered overrelaxation”, in M. I. Jordan (editor) *Learning in Graphical Models*, Dordrecht: Kluwer Academic Publishers.
- Neal, R. M. (2003) “Slice sampling” (with discussion), *Annals of Statistics*, vol. 31, pp. 705-767.
- Romanovsky, V. I. (1970) *Discrete Markov Chains*, translated from the Russian by E. Seneta, Wolters-Noordhoff.
- Tierney, L. (1994) “Markov chains for exploring posterior distributions” (with discussion), *Annals of Statistics*, vol. 22, pp. 1701-1762.
- Tierney, L. (1998) “A Note on Metropolis-Hastings kernels for general state spaces”, *Annals of Applied Probability*, vol. 8, pp. 1-9.