

SIGNATURE of ROTORS

MIECZYŚLAW DĄBKOWSKI

Department of Mathematics, University of Texas at Dallas

Richardson, Texas 75083-0688, USA

e-mail: mdab@utdallas.edu

MAKI KO ISHIWATA

Department of Mathematics, Tokyo Woman's Christian University

Zempukuji 2-6-1, Suginamiku, Tokyo 167-8585, Japan

e-mail: mako@lab.twcu.ac.jp

JÓZEF H. PRZYTICKI

Department of Mathematics, The George Washington University

Washington, DC 20052, USA

e-mail: przytyck@gwu.edu

AKIRA YASUHARA

Department of Mathematics, Tokyo Gakugei University

Nukuikita 4-1-1, Koganei, Tokyo 184-8501, Japan

e-mail: yasuhara@u-gakugei.ac.jp

November 13, 2018

Abstract

Rotors were introduced as a generalization of mutation by Anstee, Przytycki and Rolfsen in 1987. In this paper we show that Tristram-Levine signature is preserved by orientation-preserving rotations. Moreover, we show that any link invariant obtained from the characteristic polynomial of Goeritz matrix, including Murasugi signature, is not changed by rotations. In 2001, P. Traczyk showed that the Conway polynomials of any pair of orientation-preserving rotants coincide. But it was still an open problem if an orientation-reversing rotation preserves Conway polynomial. We show that there is a pair of orientation-reversing rotants with different Conway polynomials. This provides a negative solution to the problem.

2000 Mathematics Subject Classification. Primary 57M27; Secondary 57M25

Key Words and Phrases. Link, mutation, rotor, signature, Seifert form, Goeritz form, branched cover, Conway polynomial, Jones polynomial

1 Introduction

Rotors were introduced in graph theory by W.Tutte [2], [17] and [18]. The concept was adapted to knot theory in [1] as a generalization of Conway's mutation. For the orientation of the boundary of an *oriented rotor*, we have two basic possibilities:

- (a) inputs and outputs alternate as in Fig.2.2 (a). Such a rotor is called an *orientation-preserving rotor*, or
- (b) we have the pattern in-in, out-out as in Fig.2.2 (b). Such a rotor is called an *orientation-reversing rotor*¹.

In Section 3 (resp. Section 4), we show, in particular, that the Murasugi's unoriented version of the classical signature [4, 10, 11] (Theorem 3.1) (resp. Tristram-Levine signature) is preserved by any rotations (resp. any orientation-preserving rotations).

It was shown in [1] that rotations of order three and four preserve the Homflypt polynomial, and in particular, the Conway polynomial of links. In 2001, P.Traczyk [14] showed that Conway polynomials of a pair of any orientation-preserving rotants coincide, solving in this case, the Jin-Rolfsen Conjecture [6]. But it was inconclusive if orientation-reversing rotations preserve Conway polynomials for $n \geq 6$. In the last section, we present an example of orientation-reversing rotants which do not share the same Conway polynomial. This provides a negative answer for the Jin-Rolfsen Conjecture in the orientation-reversing case [6, 12].

In general, it is not true that a rotation preserves the first homology of the double branched cover, $M_L^{(2)}$, of S^3 branched along L . Necessary conditions for preserving the homology are given in [3, 13]. Figure 1.1 taken from [3] shows rotants with different $H_1(M_{L_k}^{(2)}; \mathbb{Z})$ and $H_1(M_{L_k}^{(2)}; \mathbb{Z}_5)$. For the link L_1 in Fig 1.1(a), $H_1(M_{L_1}^{(2)}; \mathbb{Z}) = \mathbb{Z}_{15} \oplus \mathbb{Z}_{30}$ and $H_1(M_{L_1}^{(2)}; \mathbb{Z}_5) = \mathbb{Z}_5 \oplus \mathbb{Z}_5$, and for its orientation preserving rotant L_2 in Fig.1.1(b) we obtain $H_1(M_{L_2}^{(2)}; \mathbb{Z}) = \mathbb{Z}_3 \oplus \mathbb{Z}_{150}$, $H_1(M_{L_2}^{(2)}; \mathbb{Z}_5) = \mathbb{Z}_5$. All the homology groups were

¹The terminology used in here is explained in Section 2.

calculated using K. Kodama's program KNOT [7].

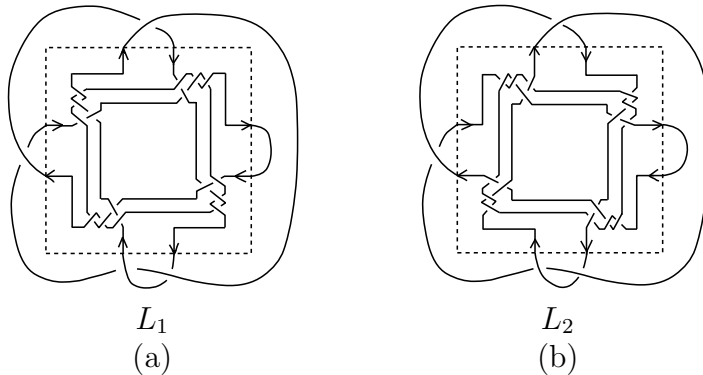


Fig. 1.1

However, if we assume that a given pair of oriented rotants can be put into the “special” periodic disk-band form then the first homology groups of the corresponding double branched covers of S^3 branched along this pair of rotants are isomorphic (Corollary 2.3).

2 Definitions and basic properties of rotors

For an oriented link L of k -components K_1, \dots, K_k we form the linking matrix A_L with entries $a_{ij} = lk(K_i, K_j)$, where $i \neq j$. We put $a_{ii} = 0$ unless L is a framed link. In this case we define a_{ii} to be the framing of the i th component K_i of L (a_{ii} measures the difference with respect to the standard framing). The linking matrix A_L , up to the order of components of L , is a link invariant. One half of the sum $\sum_{i < j} a_{ij}$ of entries of A_L outside the diagonal is the total linking number of L , denoted by $lk(L)$. The trace of A_L for a framed link L is denoted by $tr(L)$. Note that $tr(L)$ does not depend on the orientation of L , so $tr(L)$ is an invariant of an unoriented framed link L .

Consider a link L in S^3 decomposed into two n -tangles ($n > 2$) S and R (Fig. 2.1), where by n -tangle we mean any 1-dimensional manifold properly embedded into a three-ball and consisting of n -arcs and, possibly, closed components. Let ϕ be a rotation of $B^3 = B^2 \times I$ by the angle $\frac{2\pi}{n}$ along the z axis. Assume that R , called the *rotor part* of L , satisfies $\phi(R) = R$. The other tangle part, S , of L is called the *stator*. Equivalently, L admits a projection decomposed into the projections of the rotor and

the stator (these projections will also be denoted by S and R) such that R lies in the regular n -gon and intersects its boundary in $2n$ points, and that $\phi(R) = R$ (Fig. 2.1).

The regular n -gon has a dihedral group of symmetry D_{2n} . This group is generated by the $2\pi/n$ rotation along the z axis ϕ and the dihedral flype d_0 which corresponds to the rotation by π along the y axis. The group D_{2n} has a presentation, $D_{2n} = \{\phi, d_0 \mid \phi^n = d_0^2 = 1, d_0\phi d_0 = \phi^{-1}\}$. Let $d_{\frac{k}{2}} = \phi^k d_0$. Note that $d_{\frac{k}{2}}$ is the dihedral flype along the axis obtained from the y axis by rotating it counterclockwise by the angle $\frac{2\pi k}{2n}$.

A *rotant* of a link L_1 is the link L_2 (Fig. 1.1 and Fig. 2.1) obtained from L_1 by a dihedral flype of its rotor part. Note that L_2 is independent of the choice of a dihedral flype. We say that L_2 is obtained from L_1 by a *rotation*.

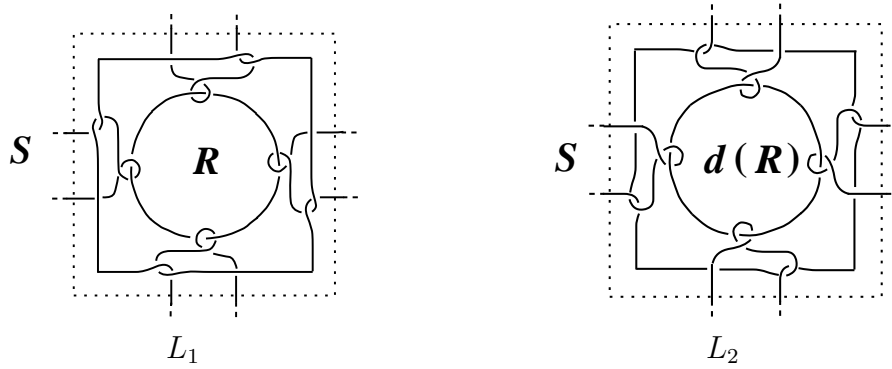


Fig. 2.1

If a link is equipped with additional structures such as orientation or a blackboard framing, we also assume that the rotation preserves these structures. In the oriented case, we allow the global change of the orientation of the rotor part. More precisely, for an oriented rotor we have two basic choices of directions of arcs at its boundary points: inputs and outputs alternate as in Fig. 2.2(a), we call such a rotor the *orientation-preserving rotor*, or we have the pattern in-in, out-out, \dots , in-in, out-out for an even n as in Fig. 2.2(b); we call such a rotor the *orientation-reversing rotor*. For an oriented rotor R of an oriented link L and a dihedral flype d , the orientations of $d(R)$ and the stator parts do not always necessarily match. If they do not match, then by reversing

the orientation of $d(R)$, we obtain an oriented link $L_2 = d(R) \cup S$ that we also call the oriented rotant of L_1 .

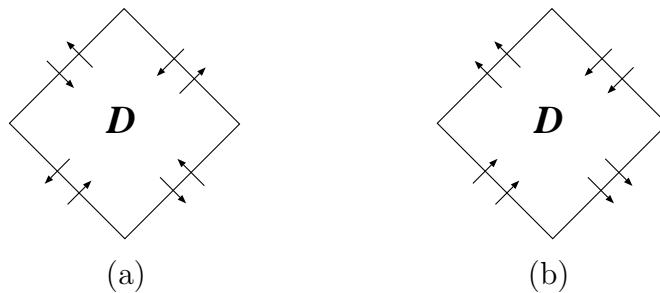


Fig. 2.2

The following theorem describes basic properties of rotors.

- Theorem 2.1**
- (i) *Any rotation preserves the number of components of a link.*
 - (ii) *If two oriented links are related by a rotation of an oriented rotor, then the total linking numbers are the same.*
 - (iii) *If two oriented framed links are related by a rotation of an oriented rotor, and the rotor part has no closed components, then their linking matrices are the same.*
 - (iv) *If L is an unoriented framed link, then $tr(L)$ is preserved by any rotation.*

Proof Let R be an unoriented rotor with boundary points $a_0, b_0, a_1, b_1, \dots, a_{n-1}, b_{n-1}$, as in Figure 2.3(a). Consider the connection of a_0 , that is, the boundary point connected to a_0 by an arc in R . Initially, we have two cases: a_0 connects to either a_m or b_m for some m .

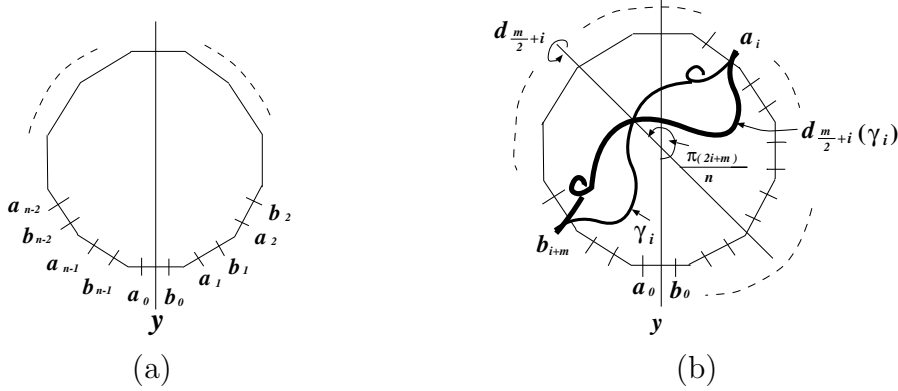


Fig. 2.3

If $n > 2$ then a_0 cannot be connected to a_m . To prove this claim let us assume, by contradiction, that a_0 connects to a_m then $\phi^m(a_0) = a_m$ connects to $\phi^m(a_m) = a_{2m}$ which must be the same as a_0 . Therefore, $2m = n$. This implies that a_i connects to $a_{i+\frac{n}{2}}$ and b_i to $b_{i+\frac{n}{2}}$. The arc $\gamma(x_i)$ of R connecting x_i to $x_{i+\frac{n}{2}}$, where the symbol x may stand for a or b , is setwise preserved by the rotation $\phi^{\frac{n}{2}}$. Therefore the arc $\gamma(x_i)$ has one fixed point, namely the point of the intersection with the z -axis. For $n > 2$ we have at least two arcs of the type $\gamma(a_i)$. Such arcs cut the z -axis at different heights, say h_i . On the other hand $\phi(\gamma(a_i)) = \gamma(a_{i+1})$, so $h_i = h_{i+1}$, which gives a contradiction. So in this case, we have $n = 2$, and in this case Theorem 2.1 follows easily.

Suppose a_0 is connected to b_m for some m . Let $\gamma_i = \gamma(a_i)$ denote the arc connecting the point a_i with b_{i+m} in R . Consider the dihedral flype $d_{\frac{m}{2}+i}$ exchanging a_i with b_{i+m} . The image $d_{\frac{m}{2}+i}(\gamma_i)$ connects the same points on the boundary as γ_i that is a_i and b_{i+m} (Fig. 2.3(b)), so two boundary points of R are connected in R if and only if they are connected in $d_0(R) = d_{\frac{m}{2}+i}(R)$. In particular, the link $L_1 = S \cup R$ and its rotant $L_2 = S \cup d_0(R)$ have the same number of components.

By observations similar to the above, we have

Claim 2.2 (i) For an unoriented rotor R choose any orientation (directions) of its arcs (e.g. from a_j to b_{j+m}). Let $I(\gamma_j, \gamma_k)$ denote the sum of sign of crossings γ_j and γ_k , possibly $j = k$, then $I(\gamma_j, \gamma_k) = I(d_{\frac{j+k+m}{2}}(\gamma_j), d_{\frac{j+k+m}{2}}(\gamma_k))$.
(ii) For an oriented rotor R and a closed component α of R , $I(\gamma_i, \alpha) = I(d_{\frac{m}{2}+i}(\gamma_i), d_{\frac{m}{2}+i}(\alpha))$.

Notice that $\partial\gamma_j = \partial(d_{\frac{j+k+m}{2}}(\gamma_k))$, $\partial\gamma_k = \partial(d_{\frac{j+k+m}{2}}(\gamma_j))$ and $\partial\gamma_i = \partial(d_{\frac{m}{2}+i}(\gamma_i))$.

Proof (i) The dihedral flype $d_{\frac{j+k+m}{2}}$ of R sends a_j to b_{k+m} and a_k to b_{j+m} , thus it sends the arc γ_j , connecting a_j with b_{j+m} in R (resp. a_k with b_{k+m}) to the arc $d_{\frac{j+k+m}{2}}(\gamma_k)$ connecting b_{k+m} with a_k in $d_0(R)$ (resp. $d_{\frac{j+k+m}{2}}(\gamma_j)$ connecting b_{j+m} with a_k) (Fig. 2.4). Therefore $I(\gamma_j, \gamma_k) = I(d_{\frac{j+k+m}{2}}(\gamma_k), d_{\frac{j+k+m}{2}}(\gamma_j))$, as required. \square

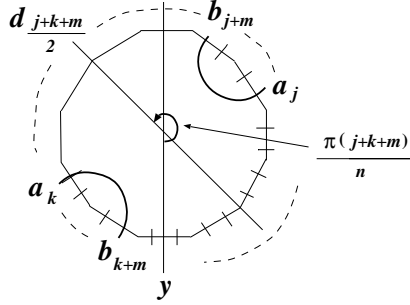


Fig. 2.4

(ii) Since γ_i in R and $d_{\frac{m}{2}+i}(\gamma_i)$ in $d_0(R)$ connect the same boundary points a_i and b_{i+m} , we have the conclusion.

Theorem 2.1 (ii), (iii) and (iv) follows from Claim 2.2 and the fact that L_1 and L_2 have the same stator. \square

We use Theorem 2.1 to show that with some technical assumptions, that are explained below, the double branched covers of S^3 branched along rotant links have isomorphic first homology groups. We do not use later in the paper the result of Corollary 2.3, however, we would like to contrast it with the example in Fig. 1.1 of rotant links with different first homology groups.

In the proof of Corollary 2.3 we use Montesinos method [9] of finding surgery description of the double branched covers of S^3 branched along links, when a surface (possibly unoriented) bounding the link is given. We closely follow, in this part of the paper, notation used in [5].

Let T_0 be a trivial n -tangle diagram as in Fig. 2.5(a). Let $D_1 \cup \dots \cup D_n$ be a disjoint union of disks bounded by T_0 and a disjoint union of arcs in ∂B^3 con-

necting ∂T_0 . Let b_1, \dots, b_m be mutually disjoint disks (ribbons) in B^3 such that $b_i \cap \bigcup_j D_j = \partial b_i \cap T_0$ are two disjoint arcs in ∂b_i ($i = 1, \dots, m$), Fig. 2.5(b). We denote by $\Omega(T_0; \{D_1, \dots, D_n\}, \{b_1, \dots, b_m\})$ the tangle $T_0 \cup \bigcup_i \partial b_i - \text{int}(T_0 \cap \bigcup_i \partial b_i)$ together with the surface $\bigcup D_i \cup \bigcup b_j$ and its decomposition into disks D_i and b_i . We call such a structure a *disk-band representation* of a tangle [5].

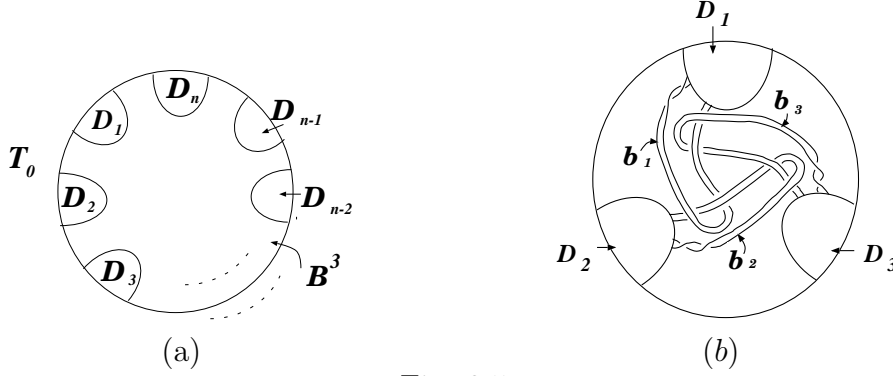


Fig. 2.5

If a rotor part has a rotationally symmetric disk-band representation, then the following corollary of Theorem 2.1 holds.

Corollary 2.3 *Let L_1 and L_2 be a pair of unoriented n -rotants such that n -rotor R_1 of L_1 admits a rotational symmetric disk-band representation with the number of ribbon disks in the representation equal to n . Then $H_1(M_{L_1}^{(2)}; \mathbb{Z}) = H_1(M_{L_2}^{(2)}; \mathbb{Z})$ where $M_L^{(2)}$ denotes the double branched cover of S^3 branched along a link L .*

Proof Let $\Omega(T_0; \{D_1, \dots, D_n\}, \{b_{k1}, \dots, b_{kn}\})$ be the disk-band representations of R_1 and $R_2 = d_0(R_1)$ respectively, related by the dihedral flype d_0 . Let B^3 be the 3-ball such that $B^3 \cap L_k$ is the tangle ingredient of $\Omega(T_0; \{D_1, \dots, D_n\}, \{b_{k1}, \dots, b_{kn}\})$ ($k = 1, 2$) and $B_0^3 = B^3 - \text{int}N(D_1 \cup \dots \cup D_n)$, where $N(D_1 \cup \dots \cup D_n)$ is a regular neighborhood of $D_1 \cup \dots \cup D_n$ in B^3 . There are compact, connected, possibly non-orientable surfaces F_k ($k = 1, 2$) in S^3 such that $F_k \cap B^3 = D_1 \cup \dots \cup D_n \cup b_{k1} \cup \dots \cup b_{kn}$ and the

surface $F_k \cap (S^3 - B^3)$ is connected. We follow [5] in constructing a surgery description of the double branched cover using a surface F_k . We work with F_1 and L_1 , the construction for F_2 and L_2 is related by a dihedral flype.

Choose a point v_i in $D_i \cap \partial B^3$ ($i = 1, \dots, n$). Let G_k be a spine of F_k with the vertex set $\{v_1, \dots, v_n\}$ such that $G_k \cap B^3$ is a spine of $D_1 \cup \dots \cup D_n \cup b_{k1} \cup \dots \cup b_{kn}$. Let $T_k \subset S^3 - \text{int} B^3$ be a spanning tree of G_k and G_k/T_k a spine obtained from G_k by contracting T_k into a point v . We may assume that $N(G_k/T_k) \cap F_k$ consists of a disk D_{k0} containing v and mutually disjoint disks b'_{k1}, \dots, b'_{km} such that $b'_{ki} \cap D_{k0} = \partial b'_{ki} \cap \partial D_{k0}$ are two disjoint arcs in $\partial b'_{ki}$ ($i = 1, \dots, m$), $(D_{k0} \cup b'_{k1} \cup \dots \cup b'_{km}) \cap B_0^3 = (b_{k1} \cup \dots \cup b_{kn}) \cap B_0^3$, and that $(D_{10} \cup b'_{11} \cup \dots \cup b'_{1m}) - B_0^3 = (D_{20} \cup b'_{21} \cup \dots \cup b'_{2m}) - B_0^3$. Let $\varphi : S^3 \rightarrow S^3$ be the double branched cover branched along ∂D_{k0} . Then $M_{L_k}^{(2)}$ is obtained from S^3 by surgery along a framed link $\varphi^{-1}(b'_{k1} \cup \dots \cup b'_{km})$. Note that $\varphi^{-1}((b'_{k1} \cup \dots \cup b'_{km}) \cap B_0^3) = \varphi^{-1}((b_{k1} \cup \dots \cup b_{kn}) \cap B_0^3)$ are two n -rotors and $\varphi^{-1}((b'_{11} \cup \dots \cup b'_{1m}) - B_0^3) = \varphi^{-1}((b'_{21} \cup \dots \cup b'_{2m}) - B_0^3)$. Since each $\varphi^{-1}(b'_{ki})$ is a component of $\varphi^{-1}(b'_{k1} \cup \dots \cup b'_{km})$, it is not hard to see that there is a blackboard framed, oriented link $c_{k1} \cup \dots \cup c_{km}$ such that each c_{ki} corresponds to b'_{ki} and the both components of $(c_{k1} \cup \dots \cup c_{km}) \cap \varphi^{-1}(B_0^3)$ are oriented n -rotors. So $c_{21} \cup \dots \cup c_{2m}$ is obtained from $c_{11} \cup \dots \cup c_{1m}$ by two oriented n -rotations. By Theorem 2.1 (iii), the linking matrices of $c_{11} \cup \dots \cup c_{1m}$ and $c_{21} \cup \dots \cup c_{2m}$ coincide. Since the linking matrix of $c_{k1} \cup \dots \cup c_{km}$ is a relation matrix of the first homology group of $M_{L_k}^{(2)}$, we have the conclusion. \square

Corollary 2.3 and the example in Fig 1.1 allow us to conclude that not every n -rotor has a symmetric disk-band representation with n bands.

Let F_L be a Seifert surface of an oriented link L . Denote by $\psi : H_1(F_L; \mathbb{Z}) \times H_1(F_L; \mathbb{Z}) \rightarrow \mathbb{Z}$ the Seifert form associated with F_L (i.e. $\psi(x, y) = lk(x^+, y)$, where x^+ denotes a curve pushed x slightly off F_L into the positive direction). Choosing an ordered basis for $H_1(F_L; \mathbb{Z})$ allows us to describe the form ψ by the corresponding Seifert matrix. Let \mathcal{A}_L be the Seifert matrix of the form ψ with respect to some ordered basis of $H_1(F_L; \mathbb{Z})$.

Let F_L be a spanning surface, possibly nonorientable, of an unoriented link L . We use the following generalization of Seifert² and Goeritz forms defined by Gordon and Litherland in [4]. For the spanning surface F_L consider regular neighborhood, $N(F_L)$, of F_L^3 in $S^3 - L$. Then $N(F_L)$ is the I -bundle over F_L and the ∂I -bundle \tilde{F}_L is a double cover of F_L (possibly disconnected) with the projection map $p : \tilde{F}_L \rightarrow F_L$. The bilinear form $\mathcal{G}_{F_L} : H_1(F_L; \mathbb{Z}) \times H_1(F_L; \mathbb{Z}) \rightarrow \mathbb{Z}$ defined by $\mathcal{G}_{F_L}(x, y) = lk(p^{-1}x, y)$, where x and y are oriented loops in F_L , is called the *Goeritz form* associated to the surface F_L . For an ordered basis of $H_1(F_L; \mathbb{Z})$ we have the matrix G_{F_L} representing the Goeritz form \mathcal{G}_{F_L} . The matrix G_{F_L} is called the *Goeritz matrix* of F_L with respect to a basis of $H_1(F_L; \mathbb{Z})$.

The form \mathcal{G}_{F_L} defined over \mathbb{Z} can be extended to the form $\hat{\mathcal{G}}_{F_L}$ over \mathbb{C} . We view the form $\hat{\mathcal{G}}_{F_L}$ as the Hermitian form represented in a basis by the Hermitian matrix \hat{G}_{F_L} (i.e. $\hat{G}_{F_L} = \overline{\hat{G}_{F_L}^t}$).

For a spanning surface F_{L_k} of $L_k = K_{k1} \cup K_{k2} \cup \dots \cup K_{km}$, the framing of L_k is uniquely determined by F_{L_k} as follows³: Let $K_{ki}^{F_{L_k}}$ be a parallel copy of K_{ki} that misses F_{L_k} . We define the framing K_{ki} to be $lk(K_{ki}, K_{ki}^{F_{L_k}})$. We put $e(F_{L_k}) = -\sum_i lk(K_{ki}, K_{ki}^{F_{L_k}}) = -tr(L_k)$.

We recall the definition of the Tristram-Levine signature of an oriented link.

Definition 2.4 [8, 15] *Let L be an oriented link in S^3 and let ω be a complex number with $|\omega| = 1$, $\omega \neq 1$. The Tristram-Levine signature of L , denoted by $\sigma_\omega(L)$, is the signature of the Hermitian matrix $(1 - \omega)\mathcal{A}_L + (1 - \bar{\omega})\mathcal{A}_L^t$, where \mathcal{A}_L is a Seifert matrix of L .*

Definition 2.5 [4, 10, 11] *Let L be an unoriented link in S^3 , and let \hat{L} be the link obtained from L by a choice of an orientation. The Murasugi signature $\hat{\sigma}(L)$ of an unoriented link L is defined to be $\hat{\sigma}(L) = \sigma(\hat{L}) + lk(\hat{L})$.*

Remark 2.6 Murasugi showed in [11] that $\sigma(\hat{L}) + lk(\hat{L})$ does not depend on the

²It is a generalization of the symmetrization of the Seifert form.

³The regular neighborhood of K_{ki} in F_k is the frame knot associated to K_{ki} . Its framing, when compared to the standard framing, is given by $lk(K_{ki}, K_{ki}^{F_{L_k}})$.

choice of an orientation of L . So $\hat{\sigma}(L)$ is an invariant of unoriented links. We shall use later the fact that $\hat{\sigma}(L) = \text{sign}(G_{F_L}) + \frac{1}{2}e(F_L)$ [4].

3 Unoriented rotation and Murasugi signature

In this section we prove that the Murasugi signature of unoriented links is preserved by any rotation. The result follows from a more general statement (see Theorem 3.2) that the rotation preserves the characteristic polynomial of the Goeritz matrix (with the special choices of surfaces). In particular Theorem 3.2 allows us to obtain the result mentioned first in [12] that was also proven by Traczyk that the determinant of an unoriented link is preserved by any rotation.

Theorem 3.1 *Let L_1 and L_2 be a pair of unoriented n -rotants (no restrictions on n). Then $\hat{\sigma}(L_1) = \hat{\sigma}(L_2)$.*

The main result of this section is Theorem 3.2 from which Theorem 3.1 follows.

Let L_1 and L_2 be a pair of unoriented rotant links. Consider projections of the links L_1 and L_2 onto \mathbb{R}^2 with rotor parts R_1 and R_2 contained in disks D_1 and D_2 , respectively. We can deform the stator parts S_1 and S_2 of the diagrams of L_1 and L_2 into the position shown in Figure 3.1.

We color the regions on \mathbb{R}^2 bounded by the diagrams of L_k in a checkerboard manner as in Figure 3.2. Using the black regions we form the spanning surface F_{L_k} for $k = 1, 2$. We choose for a basis of $H_1(F_{L_k}; \mathbb{Z})$ the anti-clockwise oriented boundary curves of the bounded white regions, and we refer to this basis as the *standard basis*.

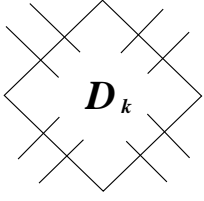


Fig. 3.1

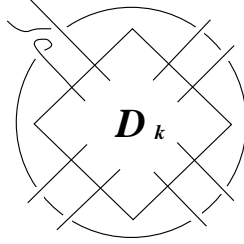


Fig. 3.2

We also may assume that the framed links L_1 and L_2 obtained from F_1 and F_2 respectively, form a pair of rotants. By Theorem 2.1, $tr(L_1) = tr(L_2)$, so we have $e(F_{L_1}) = e(F_{L_2})$. This fact, Remark 2.6 and the following theorem imply Theorem 3.1.

With the choices for F_k 's and bases of $H_1(F_k; \mathbb{Z})$'s, made above, we can formulate the main result of this section.

Theorem 3.2 *Let G_{F_k} ($k = 1, 2$) be the Goeritz matrices with respect to the standard basis. Then $\det(G_{F_{L_1}} - \lambda E) = \det(G_{F_{L_2}} - \lambda E)$.*

Proof⁴ Let X_{S_k} and X_{R_k} be the subsets of the standard basis of $H_1(F_{L_k}; \mathbb{Z})$ which live entirely in the stator and rotor part respectively, and let X_{M_k} be the complement of $X_{S_k} \cup X_{R_k}$ in the standard basis. X_{M_k} is composed of boundaries of white regions intersecting the boundary of the rotor. We can have n such regions or just one region. We can, however, always assume, modifying the rotor part of the diagram if necessary, that X_{M_k} has n different elements. Consider submodules \mathcal{S}_k , \mathcal{R}_k and \mathcal{M}_k of $H_1(F_{L_k}; \mathbb{Z})$ generated by X_{S_k} , X_{R_k} and X_{M_k} . We have the following decomposition into the direct sum of \mathbb{Z} -modules : $H_1(F_{L_k}; \mathbb{Z}) = \mathcal{S}_k \oplus \mathcal{M}_k \oplus \mathcal{R}_k$. Let v denote the generator of \mathcal{M}_1 intersecting the y axis of the dihedral flype d (Fig. 3.3). There is an action of the cyclic group $\mathbb{Z}_n = \langle \alpha \mid \alpha^n = 1 \rangle$ on $\mathcal{R}_1 \oplus \mathcal{M}_1$ induced by the $\frac{2\pi}{n}$ -rotation around the center of D_1 . Thus the ordered set $X_{M_1} : v, \alpha(v), \alpha^2(v), \dots, \alpha^{n-1}(v)$ can be assumed to be a basis of \mathcal{M}_1 . Let $X_{R_1}^*$ be a set of generators of \mathcal{R}_1 formed by choosing one representative from each orbit of \mathbb{Z}_n -action on standard generators of \mathcal{R}_1 (i.e. $X_{R_1}^* = X_{R_1}/\mathbb{Z}_n$). We construct a bijection η between the set of standard generators

⁴We adjust here the Traczyk's method [14] to the case of unoriented rotors and Goeritz matrices.

of $H_1(F_{L_1}; \mathbb{Z})$ and $H_1(F_{L_2}; \mathbb{Z})$. First, define $\eta|_{X_{\mathcal{S}_1}} : X_{\mathcal{S}_1} \rightarrow X_{\mathcal{S}_2}$ to be the identity map since the stator part is unchanged by rotation. The map $\eta|_{X_{\mathcal{M}_1}} : X_{\mathcal{M}_1} \rightarrow X_{\mathcal{M}_2}$ is given by $\eta(\alpha^j(v)) = \alpha^j(d(v))$ (i.e. $\alpha^j(v)$ and $\eta(\alpha^j(v))$ have the same stator parts). Finally, $\eta|_{X_{\mathcal{R}_1}} : X_{\mathcal{R}_1} \rightarrow X_{\mathcal{R}_2}$ is given by $\eta(\alpha^j(x)) = d(\alpha^j(x))$ for $x \in X_{\mathcal{R}_1}$. The bijection η extends to the isomorphism, $H_1(F_{L_1}; \mathbb{Z}) \rightarrow H_1(F_{L_2}; \mathbb{Z})$, that is also denoted by η . We use the isomorphism η to identify $H_1(F_{L_1}; \mathbb{Z})$ with $H_1(F_{L_2}; \mathbb{Z})$. This identification allows us to drop the indices in $\mathcal{S}_k, \mathcal{M}_k$ and \mathcal{R}_k and write \mathcal{S}, \mathcal{M} and \mathcal{R} .

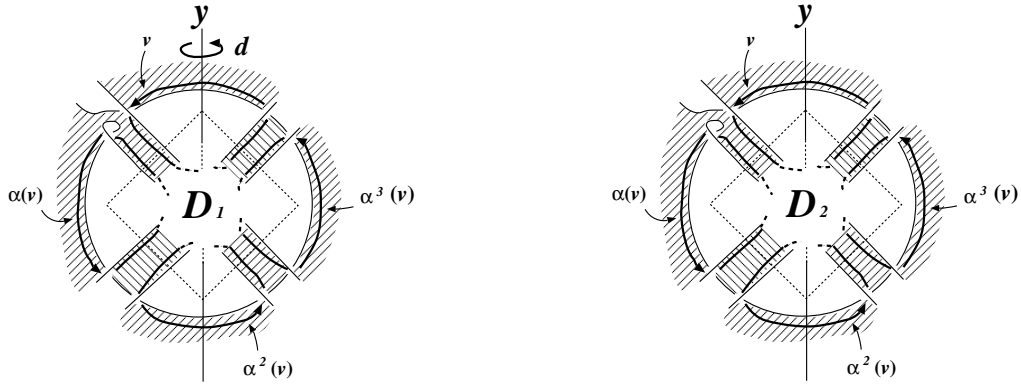


Fig.3.3

Let us consider forms $\mathcal{G}_1 = \mathcal{G}_{F_{L_1}}$ and $\mathcal{G}_2 = \mathcal{G}_{F_{L_2}}$ on the same space $\mathcal{S} \oplus \mathcal{M} \oplus \mathcal{R}$. We have the following properties of \mathcal{G}_1 and \mathcal{G}_2 .

- (1) $\mathcal{G}_2(x, y) = \mathcal{G}_1(x, y)$ for all $x, y \in \mathcal{S} \oplus \mathcal{M}$.
- (2) $\mathcal{G}_2(x, y) = \mathcal{G}_1(x, y)$ for all generators $x, y \in \mathcal{R}$ and
- (3) $\mathcal{G}_1(x, y) = \mathcal{G}_1(\alpha^l(x), \alpha^l(y))$ for all generators $x, y \in \mathcal{M} \oplus \mathcal{R}$,
 $\mathcal{G}_2(x, \alpha^l(v)) = \mathcal{G}_1(x, \alpha^{-l}(v))$ for every generator x of \mathcal{R} ,
 $\mathcal{G}_2(\alpha^l(x), v) = \mathcal{G}_1(\alpha^l(x), v)$ for every generator x of \mathcal{R} , and
 $\mathcal{G}_2(x, v) = \mathcal{G}_2(\alpha^l(x), \alpha^{-l}(v))$ for every generator $x \in \mathcal{R}$.
- (4) $\mathcal{G}_k(x, y) = 0$ for all $x \in \mathcal{S}, y \in \mathcal{R}, (k = 1, 2)$.

Let \mathbf{S}, \mathbf{M} and \mathbf{R} be the subspaces of $(\mathcal{S} \oplus \mathcal{M} \oplus \mathcal{R}) \otimes \mathbb{C}$ complexifying \mathcal{S}, \mathcal{M} and \mathcal{R} , respectively. We have the involution $\bar{\cdot} : \mathbf{S} \oplus \mathbf{M} \oplus \mathbf{R} \rightarrow \mathbf{S} \oplus \mathbf{M} \oplus \mathbf{R}$ corresponding to the conjugation in the factor \mathbb{C} of the tensor product. The image of $x \in \mathbf{S} \oplus \mathbf{M} \oplus \mathbf{R}$ under this involution is denoted by \bar{x} . Using the rotational symmetry of the rotor part we conveniently change the basis of \mathbf{M} and the generating set of \mathbf{R} in the following way. Let ω_j be an n th root of unity, $\omega_j = e^{2\pi i \frac{j}{n}}$. We replace the basis $\{\alpha^j(v) \mid j = 0, 1, \dots, n-1\}$ of \mathbf{M} by $\{\mathbf{v}_j \mid \mathbf{v}_j = \sum_{l=0}^{n-1} \omega_j^l \alpha^l(v), j = 0, 1, \dots, n-1\}$. For \mathbf{R} we consider two choices of generating sets that are related by the involution $\bar{\cdot}$ as follows. We either replace the set $\{\alpha^j(y_p) \mid y_p \in X_{\mathcal{R}}^*, j = 0, 1, \dots, n-1\}$, by $\{\mathbf{y}_{j,p} \mid \mathbf{y}_{j,p} = \sum_{l=0}^{n-1} \omega_j^l \alpha^l(y_p), y_p \in X_{\mathcal{R}}^*, j = 0, 1, \dots, n-1\}$ or by $\{\overline{\mathbf{y}_{j,p}} \mid \overline{\mathbf{y}_{j,p}} = \sum_{l=0}^{n-1} \overline{\omega_j^l} \alpha^l(y_p), y_p \in X_{\mathcal{R}}^*, j = 0, 1, \dots, n-1\}$.

Let us consider the Hermitian forms $\hat{\mathcal{G}}_1 = \hat{\mathcal{G}}_{F_{L_1}}$ and $\hat{\mathcal{G}}_2 = \hat{\mathcal{G}}_{F_{L_2}}$, induced by \mathcal{G}_1 and \mathcal{G}_2 , on the same space $\mathbf{S} \oplus \mathbf{M} \oplus \mathbf{R}$.

These new generating sets for $\mathbf{M} \oplus \mathbf{R}$ satisfy the following conditions.

- (1) $\hat{\mathcal{G}}_k(\mathbf{v}_j, \mathbf{v}_m) = 0$ for $j \neq m$, where $\mathbf{v}_j, \mathbf{v}_m \in \mathbf{M}$ and $k = 1, 2$,
 $\hat{\mathcal{G}}_1(\mathbf{x}_{j,p}, \mathbf{v}_m) = \hat{\mathcal{G}}_2(\overline{\mathbf{x}_{j,p}}, \mathbf{v}_m) = 0$ for $j \neq m$ where $\mathbf{x}_{j,p} \in \mathbf{R}_1, \overline{\mathbf{x}_{j,p}} \in \mathbf{R}_2, \mathbf{v}_m \in \mathbf{M}$,
 $\hat{\mathcal{G}}_1(\mathbf{x}_{j,p}, \mathbf{y}_{m,q}) = \hat{\mathcal{G}}_2(\overline{\mathbf{x}_{j,p}}, \overline{\mathbf{y}_{m,q}})$ for $j \neq m$ where $\mathbf{x}_{j,p}, \mathbf{y}_{m,q} \in \mathbf{R}_1, \overline{\mathbf{x}_{j,p}}, \overline{\mathbf{y}_{m,q}} \in \mathbf{R}_2$.
- (2) $\hat{\mathcal{G}}_1(\mathbf{x}, \mathbf{y}_{j,p}) = \hat{\mathcal{G}}_2(\mathbf{x}, \overline{\mathbf{y}_{j,p}}) = 0$ for any $\mathbf{x} \in \mathbf{S}, \mathbf{y}_{j,p} \in \mathbf{R}_1, \overline{\mathbf{y}_{j,p}} \in \mathbf{R}_2$.
- (3) $\hat{\mathcal{G}}_1(\mathbf{y}_{j,p}, \mathbf{y}_{j,q}) = \overline{\hat{\mathcal{G}}_2(\overline{\mathbf{y}_{j,p}}, \overline{\mathbf{y}_{j,q}})}$, for any $\mathbf{y}_{j,p}, \mathbf{y}_{j,q} \in \mathbf{R}_1, \overline{\mathbf{y}_{j,p}}, \overline{\mathbf{y}_{j,q}} \in \mathbf{R}_2$.
- (4) $\hat{\mathcal{G}}_1(\mathbf{v}_j, \mathbf{y}_{j,p}) = \overline{\hat{\mathcal{G}}_2(\overline{\mathbf{v}_j}, \overline{\mathbf{y}_{j,p}})}$ for any $\mathbf{v}_j \in \mathbf{M}, \mathbf{y}_{j,p} \in \mathbf{R}_1, \overline{\mathbf{y}_{j,p}} \in \mathbf{R}_2$.
 $\hat{\mathcal{G}}_1(\mathbf{v}_j, \mathbf{v}_j) = \hat{\mathcal{G}}_2(\mathbf{v}_j, \mathbf{v}_j)$ for any $\mathbf{v}_j \in \mathbf{M}$.
- (5) $\hat{\mathcal{G}}_1(\mathbf{x}, \mathbf{v}_j) = \hat{\mathcal{G}}_2(\mathbf{x}, \mathbf{v}_j)$ for any $\mathbf{x} \in \mathbf{S}, \mathbf{v}_j \in \mathbf{M}$.

For a given ω_j , $0 \leq j \leq n-1$, let W_j be the subspace of $\mathbf{M} \oplus \mathbf{R}$ defined by choosing its ordered basis in the following way. Take \mathbf{v}_j from \mathbf{M} first and $\mathbf{y}_{j,p}$ from \mathbf{R} in any

order. To obtain the ordered basis of $\mathbf{M} \oplus \mathbf{R}$ we place the basis of W_j before the basis of W_{j+1} for $j = 0, 1, \dots, n-1$. Finally we add the ordered basis of \mathbf{S} . We obtain, in this way, an ordered basis of $H_1(F_{L_1}; \mathbb{C})$. Notice that we can construct an ordered basis of $H_1(F_{L_2}; \mathbb{C})$ by replacing each $\mathbf{y}_{j,p}$ with $\overline{\mathbf{y}_{j,p}}$.

Let \hat{G}_1 and \hat{G}_2 be the matrices of the forms $\hat{\mathcal{G}}_1$ and $\hat{\mathcal{G}}_2$ respectively, in the ordered bases of $\mathbf{S} \oplus \mathbf{M} \oplus \mathbf{R}$, chosen before.

$$\hat{G}_{L_1} = \begin{pmatrix} B_{10} & \mathbf{0} & {}^t\overline{S_0} \\ & \ddots & \vdots \\ \mathbf{0} & B_{1n-1} & {}^t\overline{S_{n-1}} \\ S_0 & \cdots & S_{n-1} & S \end{pmatrix} \text{ and } \hat{G}_{L_2} = \begin{pmatrix} B_{20} & \mathbf{0} & {}^t\overline{S_0} \\ & \ddots & \vdots \\ \mathbf{0} & B_{2n-1} & {}^t\overline{S_{n-1}} \\ S_0 & \cdots & S_{n-1} & S \end{pmatrix}.$$

In these bases, B_{1j} (respectively $B_{2,j}$), where $j = 0, 1, \dots, n-1$, is the matrix of the restriction of the form $\hat{\mathcal{G}}_1$ (and $\hat{\mathcal{G}}_2$ respectively) to the subspace W_j generated by $\{\mathbf{v}_j\} \cup \{\mathbf{y}_{j,p} \mid y_p \in X_{\mathcal{R}_1}^*\}$ ($\{\mathbf{v}_j\} \cup \{\overline{\mathbf{y}_{j,p}} \mid y_p \in X_{\mathcal{R}_1}^*\}$ respectively). Finally, the restrictions of $\hat{\mathcal{G}}_1$ and $\hat{\mathcal{G}}_2$ to the stator part are the same for $\hat{\mathcal{G}}_1$ and $\hat{\mathcal{G}}_2$ and denoted by S . Notice that $B_{1k}^t = B_{2k}$, $S_l = (\mathbf{s}_{l1} \ \mathbf{0} \cdots \mathbf{0})$, and \mathbf{s}_{l1} is the first column of each matrix S_l .

The matrices $M_k = (\hat{G}_{L_k} - \lambda E)$ ($k = 1, 2$) satisfy the conditions of Traczyk's Proposition 2.9 for any real number λ , [14]. Thus $\det(M_1) = \det(M_2)$ for any real λ . So the determinants are equal for any complex λ as well. \square

4 Oriented rotation and Tristram-Levine signature

In this section we extend the method developed by Traczyk in [14] in order to show that orientation-preserving rotations (see Fig. 2.2(a)) preserve Conway polynomial. We show that the characteristic polynomial of the Hermitian form associated with the Seifert form of appropriately chosen Seifert surface is invariant under orientation-preserving rotations. In particular we prove the following result.

Theorem 4.1 *Let L_1 and L_2 be a pair of orientation-preserving n -rotants. Then $\sigma_\omega(L_1) = \sigma_\omega(L_2)$.*

The main result of this section is Theorem 4.2 from which Theorem 4.1 follows.

Let S^2 be the sphere of a projection of a link L , and F_L the Seifert surface of L obtained from the diagram of L by the Seifert algorithm. Let H be a trivalent graph that consist of the Seifert circles and the cores of the bands. Let R_1, R_2, \dots, R_m be the components of $S^2 - H$ which are not bounded by Seifert circles. Assign the anti-clockwise orientation to each boundary curve of the regions $R_i (i = 1, \dots, m)$; then these curves are generators of $H_1(F_L; \mathbb{Z})$. Whenever we refer to generators of $H_1(F_L; \mathbb{Z})$, we mean this particular set of standard generators for Seifert surface F_L .

Let L_1 and L_2 be a pair of orientation-preserving n -rotant diagrams.

We deform the diagrams L_k ($k = 1, 2$) on S^2 into the position for which our computation is feasible, as it was done in [14]. Let D_k be a disk in S^2 such that $D_k^r = D_k \cap L_k$ is the rotor part of the diagram L_k ($k = 1, 2$), and $D_k^s = \bar{D}_k \cap L_k$ the stator part ($\bar{D}_k = S^2 - \text{int} D_k$). Rotors and stators constructed above are all n -tangles. We deform the stator part $D_1^s = D_2^s$ to the form shown in Fig. 4.1. By doing so we obtain an outermost Seifert circle C in \bar{D} that is parallel to ∂D_k . Let $\overline{D_C}$ be the region which is bounded by C and ∂D_k in \bar{D} . We extend the rotational symmetries of the rotor parts D_k^r ($k = 1, 2$) to the parts embedded in $D_k \cup \overline{D_C}$, i.e., we may assume that $D_k \cup \overline{D_C}$ ($k = 1, 2$) contain n -rotors.

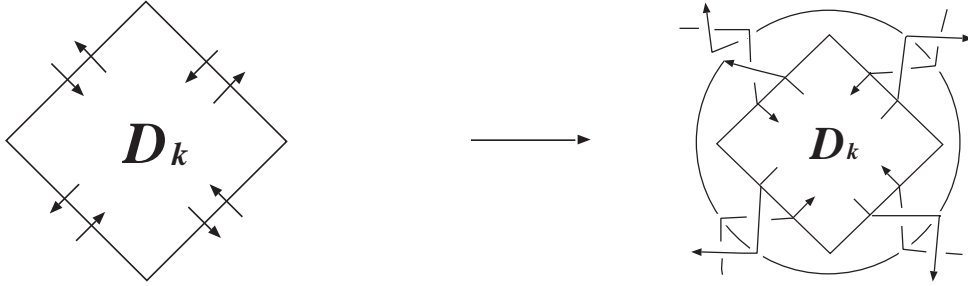


Fig. 4.1

Let F_{L_k} ($k = 1, 2$) be the Seifert surface for L_k (Fig. 4.2), and let \mathcal{A}_{L_k} be the corresponding Seifert matrix of L_k , $k = 1, 2$.

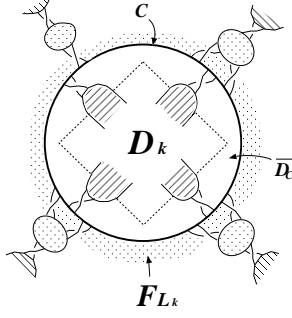


Fig. 4.2

Let ξ be a complex number and let $X_{L_k} = \xi \mathcal{A}_{L_k} + \bar{\xi} \mathcal{A}_{L_k}^t$ be the Hermitian matrix that represents the Hermitian form $\theta(x, y) = \xi \psi(x, y) + \bar{\xi} \psi(y, x)$, $x, y \in H_1(F_{L_k}; \mathbb{Z})$.

With the choices for Seifert surfaces F_k and the bases of $H_1(F_k)$ made above, we can formulate the main result of this section.

Theorem 4.2 *The characteristic polynomials of the Hermitian matrices X_{L_1} and X_{L_2} coincide.*

Proof We consider three submodules $\mathcal{S}_k, \mathcal{R}_k$ and \mathcal{M}_k of $H_1(F_{L_k}; \mathbb{Z})$, where $\mathcal{S}_k, \mathcal{R}_k$ and \mathcal{M}_k are generated by the sets X_{S_k}, X_{R_k} , and X_{M_k} of the standard generators of $H_1(F_{L_k}; \mathbb{Z})$ which live entirely in the stator part \bar{D} , rotor part D_k , and partially in \bar{D} and D_k ($k = 1, 2$), respectively. We have the following decomposition of the module $H_1(F_{L_k}; \mathbb{Z})$ into the direct sum of its submodules, $H_1(F_{L_k}; \mathbb{Z}) = \mathcal{S}_k \oplus (\mathcal{M}_k + \mathcal{R}_k)$ ($k = 1, 2$).

Let v denote the generator of \mathcal{M}_1 intersecting the axis y of the dihedral flype d (Fig. 4.3). There is an action of the cyclic group $\mathbb{Z}_n = \langle \alpha \mid \alpha^n = 1 \rangle$ on $\mathcal{M}_1 + \mathcal{R}_1$ induced by the $\frac{2\pi}{n}$ -rotation around the center of D_1 .

The set $X_{M_1} = \{v, \alpha(v), \alpha^2(v), \dots, \alpha^{n-1}(v)\}$ is a generating set of \mathcal{M}_1 (not necessary a basis). We also identify $\alpha^j(v)$ with the generator of \mathcal{M}_2 that coincides with $\alpha^j(v)$ of \mathcal{M}_1 in \bar{D}_C . The submodule \mathcal{R}_1 is generated by the set $\{\alpha^j(x) \mid x \in X_{R_1}, j = 0, 1, \dots, n-1\}$. Since D_2 is the image of D_1 by the dihedral flip d around the axis y which crosses v , \mathcal{R}_2 is generated by $\{d(\alpha^j(x)) \mid x \in X_{R_1}, j = 0, 1, \dots, n-1\}$ (Fig. 4.3). In order to compare ψ_1 with ψ_2 , we identify the generator $\alpha^j(x)$ of \mathcal{R}_1 with the generator $d(\alpha^j(x)) \in \mathcal{R}_2$ ($j = 0, 1, 2, \dots, n-1$).

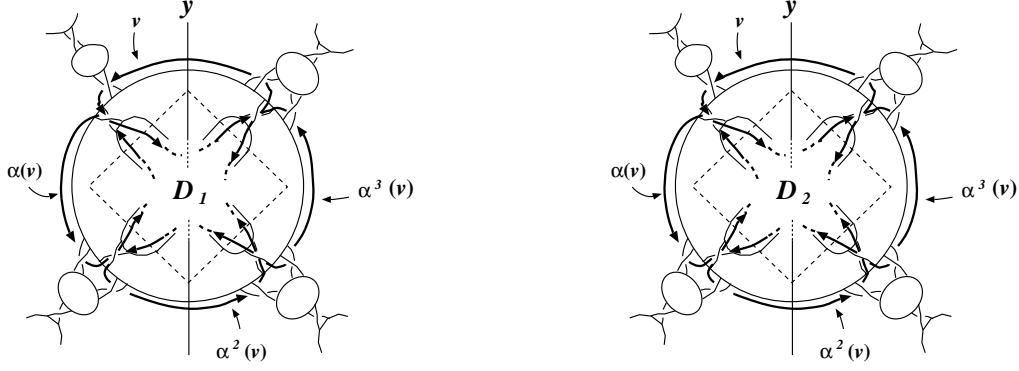


Fig. 4.3

Using these identifications we can consider both forms ψ_1 and ψ_2 on the same submodules \mathcal{S}, \mathcal{M} and \mathcal{R} (indices are no more needed) and derive the following relationship between them.

$$(1) \quad \psi_2(x, y) = \psi_1(x, y) \text{ for all } x, y \in \mathcal{S} + \mathcal{M}.$$

$$(2) \quad \psi_2(x, y) = \psi_1(y, x) \text{ for all } x, y \in \mathcal{R}.$$

$$(3) \quad \psi_2(x, \alpha^j(v)) = \psi_1(\alpha^{-j}(v), x), \text{ and}$$

$$\psi_2(\alpha^j(v), x) = \psi_1(x, \alpha^{-j}(v)) \text{ for all } x \in \mathcal{R} \quad (j = 0, 1, \dots, n-1).$$

$$(4) \quad \psi_1(x, y) = \psi_1(y, x) = 0 = \psi_2(x, y) = \psi_2(y, x) \text{ for all } x \in \mathcal{S}, y \in \mathcal{R}.$$

Using relations (1),(2),(3),(4), we obtain the corresponding relations between θ_1 and θ_2 . Let \mathbf{S}, \mathbf{M} and \mathbf{R} be the complexifications of subspaces \mathcal{S}, \mathcal{M} and \mathcal{R} of $\mathcal{S} \oplus (\mathcal{M} + \mathcal{R}) \otimes \mathbb{C}$ respectively. There is a well defined involution $\bar{\cdot} : \mathbf{S} \oplus (\mathbf{M} + \mathbf{R}) \rightarrow \mathbf{S} \oplus (\mathbf{M} + \mathbf{R})$ corresponding to the conjugation in the factor \mathbb{C} of the tensor product. We denote by \bar{x} the image of $x \in \mathbf{S} \oplus (\mathbf{M} + \mathbf{R})$ under this involution. The following identities follow from the identities (1)-(4) given before.

$$(1) \quad \theta_2(x, y) = \theta_1(x, y) \text{ for all } x, y \in \mathbf{S} \oplus \mathbf{M}.$$

$$(2) \quad \theta_2(x, y) = \theta_1(y, x) = \overline{\theta_1(x, y)} \text{ for all generators } x, y \in \mathbf{R}, \text{ and}$$

$$\theta_2(x, y) = \overline{\theta_1(\bar{x}, \bar{y})} \text{ for all } x, y \in \mathbf{R}.$$

$$(3) \theta_1(x, y) = \theta_1(\alpha^j(x), \alpha^j(y)) \text{ for all generator } x, y \in \mathbf{M} + \mathbf{R},$$

$$\theta_2(x, \alpha^j(v)) = \theta_1(\alpha^{-j}(v), x) \text{ for every generator } x \text{ of } \mathbf{R},$$

$$\theta_2(\alpha^j(x), v) = \overline{\theta_1(\alpha^j(x), v)} \text{ for every generator } x \text{ of } \mathbf{R}, \text{ and}$$

$$\theta_2(x, v) = \theta_2(\alpha^j(x), \alpha^{-j}(v)) \text{ for every generator } x \in \mathbf{R}.$$

$$(4) \theta_k(x, y) = 0 \text{ for all } x \in \mathbf{S}, y \in \mathbf{R}, k = 1, 2.$$

In order to define Hermitian matrices H_{L_k} representing θ_k , ($k = 1, 2$), we first choose a basis of $H_1(F_{L_k}; \mathbb{C})$ that is formed using the generators of $H_1(F_{L_k}; \mathbb{Z})$ in the following way. Set $\omega_j = e^{2\pi i \frac{j}{n}}$ ($j = 1, \dots, n$). We replace the generating set $\{\alpha^j(v) | j = 0, 1, \dots, n-1\}$ of \mathbf{M} by $\{\mathbf{v}_j | \mathbf{v}_j = \sum_{l=0}^{n-1} \omega_j^l \alpha^l(v), j = 0, 1, \dots, n-1\}$. For \mathbf{R} we consider two choices of generating sets related by involution $-$. We either replace $\{\alpha^j(y_p) | y_p \in X_{\mathcal{R}}, j = 0, 1, \dots, n-1\}$ or by $\{\mathbf{y}_{j,p} | \mathbf{y}_{j,p} = \sum_{l=0}^{n-1} \omega_j^l \alpha^l(y_p), y_p \in X_{\mathcal{R}}, j = 0, 1, \dots, n-1\}$ or $\{\overline{\mathbf{y}_{j,p}} | \overline{\mathbf{y}_{j,p}} = \sum_{l=0}^{n-1} \overline{\omega_j^l} \alpha^l(y_p), y_p \in X_{\mathcal{R}}, j = 0, 1, \dots, n-1\}$.

We obtain in this way the new generating set for $\mathbf{M}_k + \mathbf{R}_k$. The following relationships hold:

$$(1) \theta_k(\mathbf{v}_j, \mathbf{v}_m) = 0 \text{ for } j \neq m, \text{ where } \mathbf{v}_j, \mathbf{v}_m \in \mathbf{M}, k = 1, 2,$$

$$\theta_1(\mathbf{x}_{j,p}, \mathbf{v}_m) = \theta_2(\overline{\mathbf{x}_{j,p}}, \mathbf{v}_m) = 0 \text{ for } j \neq m, \text{ where } \mathbf{x}_{j,p} \in \mathbf{R}_1, \overline{\mathbf{x}_{j,p}} \in \mathbf{R}_2, \mathbf{v}_m \in \mathbf{M},$$

$$\theta_1(\mathbf{x}_{j,p}, \mathbf{y}_{m,q}) = \theta_2(\overline{\mathbf{x}_{j,p}}, \overline{\mathbf{y}_{m,q}}) \text{ for } j \neq m \text{ where } \mathbf{x}_{j,p}, \mathbf{y}_{m,q} \in \mathbf{R}_1, \overline{\mathbf{x}_{j,p}}, \overline{\mathbf{y}_{m,q}} \in \mathbf{R}_2.$$

$$(2) \theta_1(\mathbf{x}, \mathbf{y}_{j,p}) = \theta_2(\mathbf{x}, \overline{\mathbf{y}_{j,p}}) = 0 \text{ for any } \mathbf{x} \in \mathbf{S}, \mathbf{y}_{j,p} \in \mathbf{R}_1, \overline{\mathbf{y}_{j,p}} \in \mathbf{R}_2.$$

$$(3) \theta_1(\mathbf{y}_{j,p}, \mathbf{y}_{j,q}) = \overline{\theta_2(\overline{\mathbf{y}_{j,p}}, \overline{\mathbf{y}_{j,q}})}, \text{ for any } \mathbf{y}_{j,p}, \mathbf{y}_{j,q} \in \mathbf{R}_1, \overline{\mathbf{y}_{j,p}}, \overline{\mathbf{y}_{j,q}} \in \mathbf{R}_2.$$

$$(4) \theta_1(\mathbf{v}_j, \mathbf{y}_{j,p}) = \overline{\theta_2(\mathbf{v}_j, \overline{\mathbf{y}_{j,p}})} \text{ for any } \mathbf{v}_j \in \mathbf{M}, \mathbf{y}_{j,p} \in \mathbf{R}_1, \overline{\mathbf{y}_{j,p}} \in \mathbf{R}_2,$$

$$\theta_1(\mathbf{v}_j, \mathbf{v}_j) = \theta_2(\mathbf{v}_j, \mathbf{v}_j) \quad \text{for any } \mathbf{v}_j \in \mathbf{M}.$$

$$(5) \quad \theta_1(\mathbf{x}, \mathbf{v}_j) = \theta_2(\mathbf{x}, \mathbf{v}_j) \quad \text{for any } \mathbf{x} \in \mathbf{S}, \mathbf{v}_j \in \mathbf{M}.$$

Take the subspace W_j of $\mathbf{M} \oplus \mathbf{R}$ corresponding to ω_j , and choose its ordered basis by taking \mathbf{v}_j from \mathbf{M} first⁵ and the rest of a basis of W_j from the generating set $\mathbf{y}_{j,p}$ of \mathbf{R} in any order. To obtain the ordered basis of $\mathbf{M} \oplus \mathbf{R}$ we place the basis of W_j before the basis of W_{j+1} for $j = 0, 1, \dots, n-1$. Finally, we add ordered basis of \mathbf{S} . Then we have an ordered basis of $H_1(F_L; \mathbb{C})$. We also obtain an ordered basis of $H_1(F_{L_2}; \mathbb{C})$ by replacing each $\mathbf{y}_{j,p}$ with $\overline{\mathbf{y}_{j,p}}$.

We obtain the matrices of forms θ_1 and θ_2 in ordered bases of $\mathbf{S} \oplus (\mathbf{M} + \mathbf{R})$ as described below.

$$H'_{L_1} = \begin{pmatrix} B_{10} & \mathbf{0} & {}^t\overline{S_0} \\ & \ddots & \vdots \\ \mathbf{0} & B_{1n-1} & {}^t\overline{S_{n-1}} \\ S_0 & \cdots & S_{n-1} & S \end{pmatrix}, \quad H'_{L_2} = \begin{pmatrix} B_{20} & \mathbf{0} & {}^t\overline{S_0} \\ & \ddots & \vdots \\ \mathbf{0} & B_{2n-1} & {}^t\overline{S_{n-1}} \\ S_0 & \cdots & S_{n-1} & S \end{pmatrix},$$

In those bases, B_{1j} (respectively $B_{2,j}$), where $j = 0, 1, \dots, n-1$, is the matrix of the restriction of the form θ_1 (and θ_2 respectively) to the subspace W_j generated by $\{\mathbf{v}_j\} \cup \{\mathbf{y}_{j,p} \mid y_p \in X_{\mathcal{R}_1}\}$ ($\{\mathbf{v}_j\} \cup \{\overline{\mathbf{y}_{j,p}} \mid y_p \in X_{\mathcal{R}_1}\}$ respectively). Finally the restriction to the stator part, S , is the same for both θ_1 and θ_2 . Notice that $B_{1k}^t = B_{2k}$, $S_l = (\mathbf{s}_{l1} \ \mathbf{0} \ \cdots \ \mathbf{0})$, and \mathbf{s}_{l1} is the first column of each matrix S_l .

Matrices $M_k = (H'_{L_k} - \lambda E)$ ($k = 1, 2$) satisfy the conditions⁶ of Traczyk's Proposition 2.9 for any real number λ , [14]. Thus $\det(M_1) = \det(M_2)$ for any real λ . So the determinants are equal for any complex number λ as well.

□

⁵If $\mathbf{v}_j = \mathbf{0}$, what can happen if the generating set $\{v, \alpha(v), \alpha^2(v), \dots, \alpha^{n-1}(v)\}$ is not a basis of \mathbf{M} , we skip this element when building basis of $H_1(F_L; \mathbb{C})$.

⁶We can use Proposition 2.9, even if some vectors $w_j \in W_{i,j}$ may be equal to 0. In such a case the block $W_{i,j}$ is orthogonal to other factors (S and $W_{i,j'}$, $j' \neq j$).

5 Counterexamples

It was proven in [1] that any pair of oriented 3- or 4-rotant links share the same Homflypt polynomials (in particular, Conway polynomials). In [14] Traczyk showed that a pair of orientation-preserving n -rotant links share the same Conway polynomial. On the other hand, for orientation-reversing n -rotants ($n \geq 6$), the invariance was still an open question. We present, in this section, an example of a pair of 6-rotant knots with different Conway polynomials and different Jones polynomials. Therefore, the invariance in [1] of Conway polynomial and the Jones polynomial for the orientation-reversing rotant links is the best possible. We should also stress that rotants described in Fig. 5.1 have different Jones and Conway polynomials, however they share the same determinant and the same homology of the corresponding double branched covers.

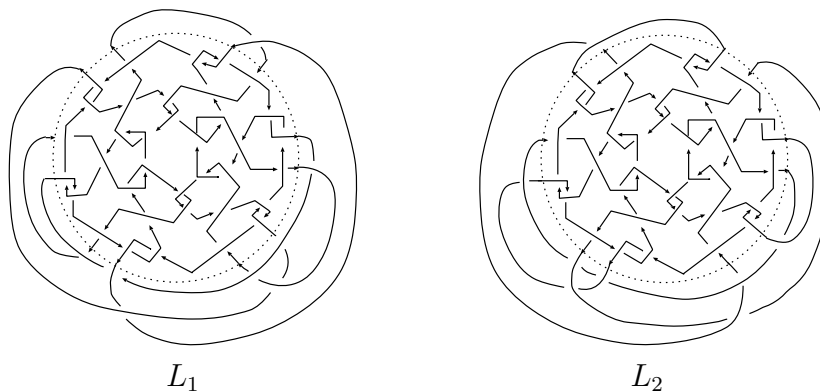


Fig.5.1

Let L_1 and L_2 be the knots (6-rotants) illustrated in Fig. 5.1. Using program KNOT [7], we have the following.

Conway polynomials (with the skein relation $\nabla_{L_+} - \nabla_{L_-} = z\nabla_{L_0}$) are different:

$$\begin{aligned} \nabla_{L_1}(z) = & 1 + 3z^2 - 37z^4 + 17z^6 - 3z^8 - 2z^{10} - 59z^{12} - 34z^{14} - 55z^{16} - 48z^{18} - 10z^{20} \\ & - 4z^{22} - z^{24}, \end{aligned}$$

and

$$\nabla_{L_2}(z) = 1 + 3z^2 - 25z^4 - 116z^8 - 57z^{10} - 174z^{12} - 157z^{14} - 119z^{16} - 102z^{18}$$

$$-37z^{20} - 8z^{22} - z^{24}.$$

Jones polynomials (with the skein relation $t^{-1}V_{L_+} - tV_{L_-} = (\sqrt{t} - 1/\sqrt{t})V_{L_0}$) are different:

$$\begin{aligned} V_{L_1} = & t^{23} - 16t^{22} + 131t^{21} - 713t^{20} + 2881t^{19} - 9193t^{18} + 24058t^{17} - 52926t^{16} \\ & + 99534t^{15} - 161854t^{14} + 229195t^{13} - 283357t^{12} + 304679t^{11} - 280476t^{10} \\ & + 211413t^9 - 112418t^8 + 7697t^7 + 77824t^6 - 127092t^5 + 136195t^4 - 114114t^3 \\ & + 77214t^2 - 41391t + 16087 - 2934t^{-1} - 1501t^{-2} + 1760t^{-3} - 954t^{-4} \\ & + 343t^{-5} - 84t^{-6} + 13t^{-7} - t^{-8}, \end{aligned}$$

and

$$\begin{aligned} V_{L_2} = & t^{23} - 16t^{22} + 131t^{21} - 713t^{20} + 2881t^{19} - 9193t^{18} + 24057t^{17} - 52919t^{16} \\ & + 99503t^{15} - 161752t^{14} + 228932t^{13} - 282808t^{12} + 303730t^{11} - 279098t^{10} \\ & + 209727t^9 - 110701t^8 + 6314t^7 + 78540t^6 - 126958t^5 + 135242t^4 \\ & - 112578t^3 + 75451t^2 - 39756t + 14823 - 2118t^{-1} - 1933t^{-2} + 1941t^{-3} \\ & - 1010t^{-4} + 354t^{-5} - 85t^{-6} + 13t^{-7} - t^{-8}. \end{aligned}$$

Their homology groups are the same: $H_1(M_{L_1}^2; \mathbb{Z}) = H_1(M_{L_2}^2; \mathbb{Z}) = \mathbb{Z}/3 \oplus \mathbb{Z}/397449$. Their determinants coincide as well: $\Delta_{L_1}(-1) = \Delta_{L_2}(-1) = -1192347$ (here $\Delta_L(t) = \nabla_L(z)$ for $z = \sqrt{t} - \frac{1}{\sqrt{t}}$).

References

- [1] R.P.Anstee, J.H.Przytycki and D.Rolfen : *Knot polynomials and generalized mutation*, Top. Appl. 32 (1989), 237-249.
<http://xxx.lanl.gov/abs/math.GT/0405382>
- [2] R.I.Brooks, C.A.B.Smith, A.H.Stone, and W.Tutte : *The dissection of rectangles into squares*, Duke Math. J. 7 (1940), 312-340.
- [3] J.Dymara, T.Januszkiewicz and J.H.Przytycki : *Symplectic structure on Colorings, Lagrangian tangles and Tits buildings*, preprint(May 2001).

- [4] C.McA. Gordon and R.A.Litherland : *On the signature of a link*, Invent. Math. 47 (1978), 53-69.
- [5] M. Ishiwata, J.H.Przytycki and A.Yasuhara : *Branched covers of tangles in three-balls*, Can. Math. Bull. 46 (2003), 356-364.
<http://arxiv.org/pdf/math.GT/0109046>
- [6] G.T.Jin and D.Rolfsen : *Some remarks on rotors in link theory*, Can. Math.Bull. 34 (1991), 480-484.
- [7] K. Kodama : *KNOT (Software)*, <http://www.math.kobe-u.ac.jp/~kodama/e-index.html>.
- [8] J.Levine : *Polynomial invariants of knots of codimension 2*, Ann. of Math. 84 (1966), 537-544.
- [9] J. M. Montesinos : *Surgery on links and double branched covers of S^3* , Knots, groups and 3-manifolds, Ann. Math. Studies, Princeton Univ. Press. 84 (1975), 227-259.
- [10] K.Murasugi: *On a certain numerical invariant of link types*, Trans. Amer. Math. Soc. 117 (1965), 387-422.
- [11] K.Murasugi: *On the signature of links*, Topology 9 (1970), 283-298.
- [12] J.H.Przytycki : *Search for different links with the same Jones' type polynomials: Ideas from graph theory and statistical mechanics*, Panoramas of Mathematics, Banach Center Publications 34 (1995), 387-422.
<http://xxx.lanl.gov/abs/math.GT/0405447>
- [13] J.H.Przytycki : *Skein module deformations of elementary moves on links*, Geometry and Topology Monographs 4 (2002), 313-335,
<http://xxx.lanl.gov/abs/math.GT/0312527>
- [14] P. Traczyk: *Conway polynomial and oriented rotant links*, to appear in Geometria Dedicata.
- [15] A.G.Tristram: *Some cobordism invariants for links*, Proc.Camb.Phil.Soc. 66 (1969), 251-264.
- [16] H.F.Trotter : *Homology of group system with applications to knot theory*, Ann. of Math. 76(2) (1962), 464-498.
- [17] W.T.Tutte : *Codichromatic graphs*, J. Combin. Theory Ser. B 16 (1974), 168-174.
- [18] W.T.Tutte : *Rotors in graph theory*, Ann. Discrete Math. 6 (1980) 343-347.