

A SHORT INTRODUCTION TO SHADOWS OF 4-MANIFOLDS

FRANCESCO COSTANTINO

ABSTRACT. We give a self-contained introduction to the theory of shadows as a tool to study smooth 3 and 4-manifolds. The goal of the present paper twofold: on one side it is intended to be a shortcut to a basic use of the theory of shadows, on the other side it gives a sketchy overview of some of the recent results on shadows obtained during the last years. No original result is proved here and most of the details of the proofs are not included.

CONTENTS

1. Introduction	1
2. Simple polyhedra	3
3. Polyhedra in 4-manifolds	5
4. From polyhedra with gleams to 4-manifolds	7
5. Shadows and basic moves	10
6. Some applications and questions	15
7. Shadows of 3-manifolds	16
8. A glance on branched shadows	17
References	20

1. INTRODUCTION

Shadows were defined by V. Turaev for the first time at the beginning of the nineties in [19] as a method for representing knots alternative to the standard one based on knot diagrams and Reidemeister moves. The theory was then developed in the preprint “Topology of shadows” which was later included in a revisited version in [17]; moreover, a short account of the theory was published by Turaev in [18]. Since then, probably due to the slightly higher degree of complication of this theory with respect to Kirby calculus, only few applications of shadows were studied. Among these applications we recall the use of shadows to study Jones-Vassiliev invariants of knots made by U. Burri in [3] and A. Shumakovitch in [15] and the study of “Interdependent modifications of links and invariants of finite degree” developed by N.M. Goussarov in [10].

In the last two years, there has been a new surge of interest in shadows testified by the appearance of the preprint [16] of D. Thurston on knotted trivalent graphs and shadows

and by the study of a new notion of complexity of 3 manifolds based on shadows developed by the author and D. Thurston in [9]. This notion of “shadow complexity” turns out to be intimately connected with the geometric properties of 3-manifolds and in particular with their hyperbolic structures; this fact was also used in [4] to exhibit and study a particular class of 3-manifolds having strong geometric properties. Moreover a refinement of the notion of shadow of 4-manifold, called “branched shadow” has been studied by the author in [7], to attack a combinatorial study of gauge invariants and complex convexity problems. Branched shadows allow one to encode homotopy classes of almost complex structures on 4-manifolds, which, on manifolds admitting a shadow, are in a natural bijection with the set of $Spin^c$ -structure. Moreover, it has been proved by the author that branched shadows embedded in complex manifolds behave like real surfaces do; in particular a classification of the points of a branched shadow into totally real, complex elliptic and complex hyperbolic ones is possible. These arguments were then used then to study geometric problems as the existence of integrable representatives of homotopic classes of almost complex structures or the existence of Stein domain structures on the neighborhood of a shadow. More on this matter will be summarized in the last section of the present paper.

Roughly speaking, shadows of 4-manifolds are 2-dimensional polyhedra embedded in 4-manifolds equipped with extra-structures suitable to encode the topology of their regular neighborhood; they represent the analogous of spines of 3-manifolds in the 4-dimensional case. Shadows allow a completely combinatorial approach similar to the one already used in the 3-dimensional case by means of spines.

Since the first obstacle to the comprehension of shadows is the familiarity with simple polyhedra, we inserted a first section in which we clarify what a simple polyhedron is and how it can be combinatorially constructed by means of a finite set of basic building blocks. Sections 3,4 and 6.1 are devoted to expose the basic facts of the theory of shadows proved by Turaev in [17]. In Section 3, we study how an embedding of a polyhedron into a 4-manifold can be used to equip the polyhedron with an additional structure, first called “gleam” by Turaev, which is fundamental in the theory. In Section 4, we recall Turaev’s method to thicken a polyhedron equipped with gleams and to construct 4-manifolds. In Section 6.1, we introduce a set of basic moves on shadows and study their effect on the manifold reconstructed starting from the polyhedra as explained in the preceding sections.

The last three sections are devoted to give an overview of some of the problems and questions which are open in the theory of shadows. In Section 6, we outline some of the connections existing between the study of a calculus for shadows of 4-manifolds and the Andrews-Curtis conjecture. Section 7 is devoted to expose some of the results proven recently by the author and D. Thurston on shadow complexity and hyperbolic geometry of 3-manifolds. At last, in Section 8 we briefly outline some of the recent developments of the theory towards a combinatorial method for studying 4-manifolds equipped with additional structures such as $Spin^c$, almost-complex, complex and Stein structures.

Acknowledgements. The author wishes to warmly thank Riccardo Benedetti, Dylan Thurston and Vladimir Turaev for their criticism and encouraging comments.

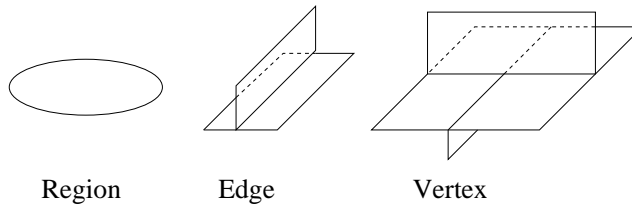


FIGURE 1. The local models of a simple polyhedron.

2. SIMPLE POLYHEDRA

The basic objects underlying shadows of 4-manifolds are simple 2-dimensional polyhedra, that is 2-dimensional CW-complexes whose points have regular neighborhoods of “simple” type as those shown in Figure 1. From the figure, it is easy to observe that the set of points in a simple polyhedron P whose regular neighborhood is shaped on the last two models, and which is called the *Singular set* of the polyhedron, is a 4-valent graph denoted by $Sing(P)$ whose vertices are exactly the points whose regular neighborhoods are shaped by the third model and are called *vertices* of the polyhedron. The complement of the singular set of the polyhedron is then the union of a set of open surfaces embedded in the polyhedron and called *regions*.

It is an useful exercise of visualization to check that the local pattern around a vertex is homeomorphic to the regular neighborhood of the vertex of the cone over the edges of a tetrahedron; this equivalence shows that the full symmetry group of the regular neighborhood of a vertex is the group of permutations of 4 elements. Another equivalent way of visualizing a vertex is considering the result of attaching the polyhedron $Y \times [0, 1]$ (where Y is a Y -shaped graph) along $Y \times 0$ on a Y -shaped graph embedded in a disc.

To clarify the reason why we restrict only to the three kind of local singularities of Figure 1 we shift to the one dimensional case where the equivalent of simple polyhedra is the set of graphs whose local possible patterns are only the smooth one (homeomorphic to $(-1, 1)$) and the one homeomorphic to an open Y -shaped graph; in this case the vertices are the vertices of the graph. A generic graph could contain also some n (with $n > 3$) valent vertex, hence the restriction to 3-valent graphs appears somewhat strong. Roughly speaking, the idea underlying this choice is that a n -valent vertex of a graph is “stable” only if $n = 3$: that is if we slightly perturb the position of an edge of the graph near, say, a 4-valent vertex, then we can transform by a local modification the vertex into a pair of 3-valent vertices, passing from a X -shaped graph to a H -shaped one; if we try to repeat this operation for one of the two 3-valent vertices obtained that way, we cannot further modify the homeomorphism type of the graph. More formally (but we will not plug into these matters), each graph is simply-homotopic to a trivalent one. Analogously in dimension 2, each polyhedron can be suitably perturbed to obtain a new one whose singularities are those depicted in Figure 1.

The first example of simple polyhedron is given by any closed surface, whose points are all of the first type in Figure 1. An example of polyhedron containing only points of the first two types is the following one: consider the union of a sphere in \mathbb{R}^3 and the disc spanned by a maximal circle in it and contained in the ball bounded by the sphere. This polyhedron has a singular set composed by a circle and contains no vertices; moreover its regions are three discs.

A third example can be constructed by using the last one and gluing to it along another equator (different from the one already chosen) another disc, this time contained in the complement of the ball bounded by the initial sphere. The polyhedron we get has a singular set containing two 4-valent vertices (corresponding to the two intersections of the two maximal circles in the sphere used to construct it) and such that no edge of the graph has endpoints in the same vertex; the regions of the polyhedron are 6 (open) discs.

To construct the above example we used a sphere embedded in \mathbb{R}^3 but this was only for the sake of clarity: one the main properties of simple polyhedra is that they can be abstractly described by means of their combinatoric structure. Just to give an idea of how this can be performed we do this for the preceding example.

First of all, one identifies the structure of the singular set: in our case we have a 4-valent graph with two vertices connected by four edges. Then, one identifies how each region is glued to the singular graph: in our case each region is a disc and its boundary passes exactly once over two different edges of the Singular set and zero times over the others. Moreover, for each pair of edges, there is exactly one region whose boundary is the union of the two edges: there are 4 edges and hence 6 pairs of edges and exactly 6 regions. Hence, to reconstruct the polyhedron from this description it is sufficient to start from the 4-valent graph and glue the six regions over all the possible pairs of edges.

In the preceding case, we were treating a particular type of polyhedron: all its regions were discs and its singular graph was connected; such a kind of polyhedron is called *standard*. The above outlined combinatorial reconstruction is applicable also in the more general case of simple-polyhedra, but it is easier to describe in the standard case since there is no need of describing the shape of each region to be glued to the singular graph. From now on, for the sake of brevity, we will use the word polyhedron for standard polyhedron, hence restricting the set of objects we will study; anyway, all our discussions will hold also for simple polyhedra in general.

Before ending this section, we define the notion of “mod 2 gleam” of a polyhedron P . Let D be a region of P , and let us consider the regular neighborhood of ∂D in P . For the sake of simplicity we suppose that D is embedded in P , but the same arguments apply to the general case when ∂D runs more than once over an edge of $Sing(P)$. The regular neighborhood of a point p_0 of ∂D different from a vertex of P will be composed by a half plane (corresponding to D) glued along a segment to a square in \mathbb{R}^2 which splits it into two components, corresponding to the other regions touching D along its boundary near p_0 . Let us choose one of these two components, and let us continue this choice by following ∂D until we reach a vertex of P . It is not difficult to see how to extend this choice near the vertex: if we imagine locally deleting from the neighborhood of the vertex the only region

which locally touches D only in the vertex itself (there are six regions around a vertex and they are “opposite” in pairs), we obtain again a square divided in two by ∂D and hence we can continue our choice canonically (we recommend the reader to try and visualize it). After completing a whole loop around ∂D we come back to the initial point p_0 with a choice of one of the two components into which ∂D splits the neighborhood of p_0 in $P - D$: if this second component coincides with the one we choose initially then we say that the mod 2 gleam of D is 0, otherwise it is 1. Acting similarly for each region of P we get a \mathbb{Z}_2 coloring on the regions of P which is called the *mod 2 gleam* of P .

The above description could be summarized as follows: for each embedded region D consider the regular neighborhood of ∂D in $P - \text{int}(D)$; if it collapses over a Moebius strip, then the mod 2 gleam of D is 1, otherwise it is 0. This second definition cannot be applied to the case when D is not embedded, on the contrary the construction described above works properly also in the more general case.

3. POLYHEDRA IN 4-MANIFOLDS

In this section we will investigate how a polyhedron embedded in a 4-manifold can be given an extra structure related to the topology of its regular neighborhood.

Let P be a polyhedron and suppose that it is embedded in a 4-manifold M . Let us be more specific regarding the word “embedded”:

Definition 3.1. A polyhedron embedded in a smooth 4-manifold is said to be *locally flat* if for each point p of P there is a local chart (U, ϕ) of the smooth atlas of M such that the image of $P \cap U$ through ϕ is contained in a 3-dimensional plane in which, up to a selfhomeomorphism of the plane, it appears exactly as one of the three local pictures of Figure 1 in $\mathbb{R}^3 \subset \mathbb{R}^4$, that is, around each of its points, P is contained in a 3-dimensional slice of M and in this slice it appears (up to homeo) as shown in Figure 1.

For the sake of brevity, from now on we will use the word “embedded” for “locally flat embedded”. The first question we ask ourselves is the following: can we reconstruct the regular neighborhood in a manifold M of a polyhedron P from its combinatorics? Before trying and ask this question in the 4-dimensional case, let us understand the easier 3-dimensional case, where P is a polyhedron embedded in an oriented 3-manifold N . In this case one can see that the \mathbb{Z}_2 -gleam of each region of P is 0: indeed, very roughly speaking, the regular neighborhood of a region of P (which is a disc) in a 3-manifold is $D^2 \times [-1, 1]$ and hence it is disconnected by the region; this would be false if the mod 2 gleam of the region were 1. Hence, we first note that the fact that a polyhedron embeds in a 3-manifold imposes some restrictions on its combinatorics. The truth is much deeper: the combinatorics of the polyhedron allows one to reconstruct the topology of its regular neighborhood in N . Indeed, by decomposing P in the local patterns shown in Figure 1, we can decompose its regular neighborhood in blocks as those shown in Figure 2 which can be easily reglued to each other according to the combinatorics of P . That way, a polyhedron with zero mod 2 gleam can be used to reconstruct a 3-manifold collapsing onto it. It can be shown that any 3-manifold with non-empty boundary can be reconstructed that way,

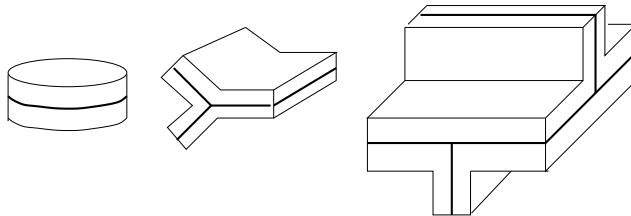


FIGURE 2. The three type of blocks used to thicken a spine of a 3-manifold.

and so the study of three manifolds can be attacked by means of particular polyhedra; this is the basic idea underlying the theory of spines of 3-manifolds.

Let us now skip to the 4-dimensional case; to begin with, let P be homeomorphic to S^2 (probably the easiest polyhedron to visualize). Suppose that P is embedded in a smooth, oriented 4-manifold M : it is possible to reconstruct its regular neighborhood using only its topology? It is clear that the answer is “no” since the regular neighborhood of a sphere (and more generally of a surface) is determined by the topology of the surface and by its self-intersection number in the manifold. To state it differently, the regular neighborhood of a surface in a 4-manifold is diffeomorphic to the total space of a disc bundle over the surface (its normal bundle) and the Euler number of this bundle is a necessary datum to reconstruct its topology.

Hence, we see that if we want to codify the topology of the regular neighborhood of P in M we need to decorate P with some additional information; in the case when P is a surface, then the Euler number of its normal bundle is a sufficient datum.

More generally the following holds:

Proposition 3.2. *Let P be a polyhedron embedded in an oriented smooth 4-manifold M . There is a coloring of the regions of P with values in the half integers $\frac{1}{2}\mathbb{Z}$ canonically induced by its embedding in M . This coloring is called the gleam of P in M .*

Proof of 3.2. The construction we will describe is rather similar to the one used to define the mod 2 gleam of a polyhedron. For the sake of simplicity let again D be a region of P whose boundary is embedded in $Sing(P)$. Let p_0 be a point of ∂D and let us consider the three dimensional slice B^3 of M into which a regular neighborhood of p_0 in P is sitting (it exists since by hypothesis P is locally flat in M). Let us fix a auxiliary riemannian metric on M and let us consider the orthogonal direction to D in B^3 ; by construction, this direction coincides with the direction along which the two other regions touching ∂D on p_0 get separated (see Figure 3).

We can extend the definition of this direction to the whole ∂D , in the same way we did it to get the mod 2 gleam, obtaining a continuous choice of orthogonal directions to D in M along ∂D . This choice represents a section not of the unit normal bundle of D in M but of its projectivization, that is the bundle of orthogonal directions to D in M , whose fiber is S^1 . The obstruction to extend this section to the whole D can be canonically identified with an integer: indeed it represents an element of $H^2(D, \partial D; \pi_1(S^1))$ and if we fix an

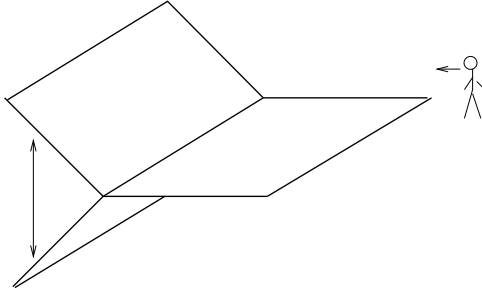


FIGURE 3. The picture sketches the position of the polyhedron in a 3-dimensional slice of the ambient 4-manifold. The direction indicated by the vertical double arrow is the one along which the two regions touching the horizontal one get separated.

orientation on D then also the fiber (S^1) of the projectivized unit normal bundle of D in M gets oriented (since M is oriented), hence giving an identification of $H^2(D, \partial D; \pi_1(S^1))$ with $H^2(D, \partial D; \mathbb{Z}) = \mathbb{Z}$; this identification does not change if we revert the orientation of D , since also the orientation of S^1 changes. Hence, if we divide by 2 the number obtained through this identification, we get an element of $\frac{1}{2}\mathbb{Z}$ which we will call the gleam of D , and which represents the Euler number of the normal bundle of D in M . It is worth note that the Euler number of the normal bundle of an embedded surface is exactly the self-intersection number of the surface, so that the gleam represents a kind of version of the self intersection number which is “localized” on the regions of the polyhedron.

The above construction can be performed analogously also in the case when D is not embedded in P ; that way, we can define a gleam over each region of P . Note that, by construction, the gleam of a region of P is non-integer (an odd multiple of $\frac{1}{2}$) if and only if its mod 2 gleam is 1.

3.2

4. FROM POLYHEDRA WITH GLEAMS TO 4-MANIFOLDS

In the preceding section we showed that any polyhedron embedded in a 4-manifold can be equipped with a gleam. This produces a map from the pairs (M, P) of smooth, oriented and compact manifolds containing embedded polyhedra into the set of polyhedra equipped with gleams (P, gl) where a gleam is a $\frac{1}{2}\mathbb{Z}$ coloring of the regions of P such that the color of a region is non integer if and only if its mod 2 gleam is 1. We also stated that if P is a surface then its gleam is nothing else than the Euler number e of the normal bundle of the surface in M and hence the pair (P, e) is sufficient to reconstruct the regular neighborhood of P in M . This is true in general as proved by Turaev in [17], namely the following holds:

Theorem 4.1 (Reconstruction map). *Let (P, gl) be a polyhedron equipped with gleams; there exists a canonical reconstruction map associating to (P, gl) a pair (M_P, P) where M_P is a smooth, compact and oriented 4-manifold containing an embedded copy of P over*

which it collapses and such that the gleam of P in M_P coincides with the initial gleam gl . The pair (M_P, P) can be explicitly reconstructed from the combinatorics of P and from gl . Moreover, if P is a polyhedron embedded in a smooth and oriented manifold M and gl is the gleam induced on P as explained in the preceding section, then M_P is diffeomorphic to the regular neighborhood of P in M .

The above theorem is the key tool of the theory of shadows of 4-manifolds: indeed by means of this result, one is allowed to study 4-manifolds in a purely combinatorial way, using only polyhedra equipped with gleams.

Proof of 4.1. The idea of the proof is to decompose P in blocks as those of Figure 1, thicken them to canonical blocks, and then describe how to glue these blocks according to the combinatorics of P and to its gleam. The shape of the basic blocks is easily understood: consider the blocks used to reconstruct 3-manifolds from their spines and take their products with $[-1, 1]$. Then the block corresponding to a region is $D^2 \times D^2$ and the blocks corresponding to edges and vertices of $Sing(P)$ are the products respectively of the second and third block of Figure 2 with a segment $[-1, 1]$ representing “the fourth dimension”.

We first reconstruct the regular neighborhood in M_P of the subpolyhedron S of P coinciding with the regular neighborhood of $Sing(P)$ in P ; to do this, we use the blocks corresponding to vertices and edges of P . The combinatorics of P forces us to glue these blocks to each other and leaves us only one choice: whether gluing them by reverting or not the $[-1, 1]$ factor of the fourth dimension of the blocks. More explicitly, if P contains n vertices, then we will have to connect the n blocks corresponding to these vertices through the $2n$ blocks corresponding to the edges of the 4-valent graph $Sing(P)$. Consider a maximal subtree T of $Sing(P)$, and glue the blocks corresponding to the vertices and the edges of T according to the combinatorics of S and choosing arbitrarily the gluing on the level of the $[-1, 1]$ factors, that is choosing arbitrarily whether identifying the $[-1, 1]$ fibers by the identity or the multiplication by -1 . It is straightforward to see that the manifold constructed that way is B^4 and it contains a properly embedded copy of a regular neighborhood of T in S . Only $n + 1$ blocks corresponding to the edges of $Sing(P) - T$ are now left to be glued according to the combinatorics of S . For each of these blocks, there is only one choice of gluing of the $[-1, 1]$ fiber producing an orientable 4-manifold; moreover, it is easy to check that at the end of this construction, the manifold produced is diffeomorphic to the regular neighborhood of a 4-valent graph ($Sing(P)$) in \mathbb{R}^4 .

Let us call H the orientable manifold obtained that way; note that since H admits an orientation reversing diffeomorphism corresponding to the product by -1 along the fiber $[-1, 1]$ of the blocks we used to construct it, then it is canonically oriented. Moreover, by construction, H fibers over a (not necessarily orientable) 3-manifold L whose spine is S ; the fiber is exactly the $[-1, 1]$ factor of the blocks used to construct H . An explicit construction of L is straightforward: it is sufficient to repeat the above construction of H using the 3-dimensional blocks of Figure 2 and hence without taking the product with $[-1, 1]$; note that L is not necessarily orientable and that, since its construction does not deal with the regions of P , no assumption on the gleams of the regions of P is necessary to construct L or H . Finally, a copy of S is properly embedded in L and hence in H , that

is embedded in a locally flat way so that its boundary is contained in ∂H . Recall also that each boundary component of S corresponds by construction to the boundary component of a region of P , hence to finish our construction we have to glue correctly along $\partial S \subset \partial H$ the blocks corresponding to the regions of P .

Let us show how to do this for a single region Y of P , the procedure being identical for the other regions. The block corresponding to Y is $Y \times D^2$ and in particular, since by hypothesis Y is a disc, it is a 4-ball with a prescribed 2-handle structure, Y being the core of the handle. We then have to describe how to glue this 2-handle to H ; this amounts in:

- (1) identifying the image of ∂Y in ∂H through the gluing map;
- (2) identifying the image in ∂H through the gluing map of the canonical framing of ∂Y , that is of the curve $\partial Y \times \{1\}$.

The first step is straightforward: ∂Y has to be identified with the boundary component s of S contained in ∂H corresponding to Y . To perform the second step, we have to identify a somewhat canonical framing on s ; this is easy since H fibers over the (not necessarily orientable) 3-manifold L with fiber $[-1, 1]$. Indeed, while assembling H , we always glued blocks having the structure of products between 3-dimensional blocks and $[-1, 1]$ and we always respected this product structure up to the orientation of the $[-1, 1]$ -fiber. Hence each boundary component of $S \subset H$ (and in particular s) is automatically equipped with the framing given by the $[-1, 1]$ -direction; the only delicate point is that the fiber over s of the projection of H onto the L could be a Moebius strip instead of an annulus in some cases. If it is an annulus, then we have a genuine framing on s and hence, to describe how to attach the 2-handle corresponding to Y , is sufficient to say how many times the image of the canonical framing of ∂Y in $Y \times D^2$ twists around s in ∂H with respect to this framing; since H is oriented, an integer number is then sufficient to encode the gluing in this case, and so we use the gleam of Y . Indeed, the gleam of Y is integer exactly when the inverse image in H of the curve s through the projection along the $[-1, 1]$ -fiber is an annulus or, which is the same, when the mod 2 gleam of Y is zero.

We are left with the case when the inverse image of s in H through the projection along the $[-1, 1]$ -direction is a Moebius strip M_P . In this case, the gleam of Y is half integer; we then add a positive half twist to M_P around s (recall that H is oriented), obtaining an annulus whose core is s and hence a framing on s . We now perform the construction of the preceding case using as new gleam for Y the integer given by the initial gleam of Y minus $\frac{1}{2}$.

Performing the above construction for all the regions of P we get a 4-dimensional “neighborhood” of P and it can be checked that the gleam induced on P by this neighborhood coincides with the initial gleam gl . 4.1

Example 4.2. Let P be a spine of an orientable 3-manifold N ; in particular its mod 2 gleam has to be zero. By performing the construction above, using as gleam on P the 0 gleam over all the regions, we get the manifold $N \times [-1, 1]$.

Remark 4.3. It is important to note that all the 4-manifolds obtained by “thickening” the polyhedra equipped with gleams as in the proof of Theorem 4.1 admit an handle

decomposition containing no handles of index greater than 2. It can be shown that also the reverse holds: any manifold admitting such an handle decomposition can be obtained by applying Theorem 4.1 to a suitable polyhedron equipped with gleams (see [5]).

Definition 4.4. A polyhedron equipped with gleam (P, gl) is a *shadow* of a 4-manifold M if M is diffeomorphic to the thickening M_P of P obtained through Theorem 4.1.

The above remark shows that shadows can be used to describe combinatorially only a subset of all the smooth 4-manifolds not including closed ones. To obviate to this apparent weakness of the theory, let us recall the following result due to F. Laudenbach and V. Poenaru proved in [12]:

Theorem 4.5. *Let M be an oriented, smooth and compact 4-manifold with boundary equal to S^3 or to a connected sum of copies of $S^2 \times S^1$. Then there is only one (up to diffeomorphism) closed, smooth and oriented 4-manifold M' obtained by attaching to M some 3 and 4-handles.*

Roughly speaking, the above result states that when a manifold is “closable” then, it is in a unique way (up to diffeomorphism). This allows us to describe all the closed 4-manifolds by means of polyhedra with gleams: indeed given a closed manifold equipped with an arbitrary handle decomposition, it is sufficient to consider the union of all handles of index strictly less than 3 and we get a new manifold M which admits a shadow and can be described combinatorially as explained above. The initial manifold can be then uniquely recovered from M because of Theorem 4.5. We can then give the following definition:

Definition 4.6. A polyhedron with gleams (P, gl) is a *tunnel shadow* of a closed 4-manifold X if and only if X can be obtained by closing (i.e. attaching 3 and 4-handles) the 4-manifold M_P obtained from P through the reconstruction map of Theorem 4.1.

The name “tunnel shadow” comes from the fact that if a polyhedron with gleams P is a shadow of a manifold M_P which can be closed to a manifold M and hence, according to the above definition, P is a tunnel shadow of M , then also a shadow of the manifold M'_P obtained by tunneling M_P is a tunnel shadow of M . Indeed it is sufficient to glue a 3-handle to M'_P to get back M_P and then close it to obtain M . We will see later that it is easy to explicitly construct a shadow of M'_P starting from P , through the application of a 0-bubble move.

Example 4.7. Let P be equal to a 2-sphere and let its gleam be -1 . Then the thickening of (P, gl) is the total space of the disc bundle over S^2 whose Euler number is -1 , whose boundary is S^3 . This space is exactly the complement of a point in \mathbb{CP}^2 , and in particular, because of Theorem 4.5, (P, gl) is a tunnel shadow of \mathbb{CP}^2 .

5. SHADOWS AND BASIC MOVES

In this section we briefly review the list of basic modifications of polyhedra with gleams called *moves* which allow one to produce new shadows of the same manifold from a given one.

From now on, let (P, gl) be a shadow of a 4-manifold M into which it is embedded through the embedding constructed in the proof of Theorem 4.1. The first three moves we will describe are called *shadow equivalences* since their effect is only to modify the position of P in M producing a new shadow P' embedded in M which differs from P only inside a 4-ball.

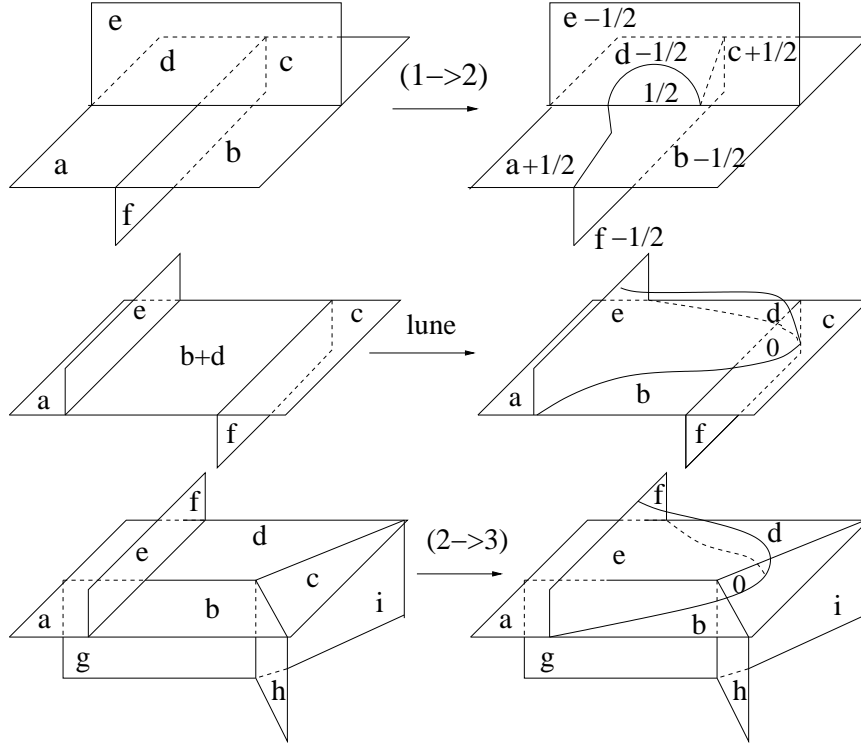


FIGURE 4. The three shadow equivalences.

These moves are those shown in Figure 4; let us by the moment forget about the letters written in the figure and representing the gleams of the regions. To visualize these moves one should imagine that a region of P is moved and is slid over some other regions, producing a new polyhedron which is different from the initial one only in a contractile subpolyhedron (the one pictured in the left part of the figure). These moves are called respectively $1 \rightarrow 2$, $0 \rightarrow 2$ (or lune) and $2 \rightarrow 3$ -moves, because of their effect on the number of vertices of the polyhedra. Since the $1 \rightarrow 2$ -move is probably the trickiest to understand, let us concentrate first on the $0 \rightarrow 2$ -move (also called finger move or lune move); this move acts in a 4-ball contained in M and containing the part of P shown in the left part of the picture. After the move, we simply substitute this part of P with the new one drawn

in the right part of the figure and we keep the 4-ball unchanged, hence we obtain a new shadow P' of the same 4-manifold M . One can see that the whole move can be imagined as a sliding over the horizontal regions of the region which in the left part of the figure is the upper-left, moreover this move can be performed not only in a 4-ball contained in M but even in a 3-ball, that is in a 3-dimensional slice of the 4-ball in M . Indeed we can visualize explicitly in \mathbb{R}^3 the sliding of the region producing the $0 \rightarrow 2$ move, hence we say that the $0 \rightarrow 2$ -move has a 3-dimensional nature. The same holds for the $2 \rightarrow 3$ -move, also called Matveev-Piergallini move: indeed, although apparently it is more complicated than the $0 \rightarrow 2$ -move, it can be seen that it is nothing else than a version of the $0 \rightarrow 2$ -move in which the sliding region has to pass over a vertex. The same comments as above apply then in this case.

The situation is different in the case of the $1 \rightarrow 2$ -move; this move starts in a neighborhood of a vertex and lets a region (the vertical lower one in the left part of the figure) slide over the vertex producing a new one. It is a good exercise to try to visualize this sliding: it cannot be performed in \mathbb{R}^3 ; if we want that the sliding region does not touch in its interior the other regions near the vertex, then it is necessary to use the fourth dimension. Hence we say that this move has 4-dimensional nature and lives in a 4-ball in M ; it has the effect of modifying P but not M . Note that, even if the move “needs the fourth dimension”, its result is still a locally flat polyhedron in M .

Of course, the above comments apply also to the inverses of the moves, that is to the moves which in the figure go right to left. Let us now clarify the meaning of the gleams written on the regions of the polyhedra in the figure. As explained above, each move represents an embedded modification of the polyhedron, and hence it produces a new polyhedron whose gleams (induced by the embedding in the ambient manifold as explained in Proposition 3.2) can be different from the gleams of the initial polyhedron; moreover this gleams can change only on the regions which appear in the picture we use to perform the moves, since otherwise the position of the regions in M is left unchanged by the move and hence also their gleams. The letters in the figure represent exactly the gleams of the regions; note that only the $1 \rightarrow 2$ -move changes the gleams of the regions near the vertex over which it is applied.

All these comments can be resumed in the following proposition:

Proposition 5.1. *Let P be a shadow of a 4-manifold M and let P' be obtained from P through the application of any sequence of $1 \rightarrow 2$, $0 \rightarrow 2$ and $2 \rightarrow 3$ embedded moves (and possibly their inverses), then P' is a shadow of M . Moreover, the gleam of P' can be reconstructed from the gleam of P by following step by step the changes on the gleams induced by the moves of the sequence.*

The preceding moves did change the polyhedron but did not change the ambient manifold; we will now describe two other moves which change also the manifold but which are useful in a number of applications we will briefly outline in the next sections. These moves are the 0-bubble move and the ± 1 -bubble move; on the level of naked polyhedra they are identical and shown in Figure 5 but they differ on the level of the gleams of the polyhedron after the move. The 0-bubble move has the effect of producing a new polyhedron P' by

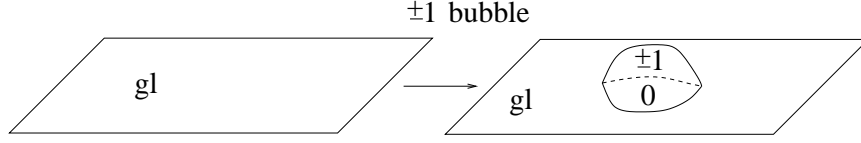


FIGURE 5. The ± 1 -bubble moves: the gleam of the region over which the move is applied is left unchanged. A new 0-gleam disc is created and a ± 1 -gleam disc is attached to the boundary of the latter disc. The 0-bubble move, simply creates a 0-gleam disc in place of the ± 1 -gleam one.

attaching a 0-gleam disc to a 0-gleam disc contained in a region of a polyhedron P and leaving unchanged the other gleams of the regions of the polyhedron; the polyhedron obtained that way is not standard, but the construction of Theorem 4.1 applies anyway. Let M_P and $M_{P'}$ be the 4-manifolds reconstructed respectively from P and P' as explained in Theorem 4.1; it can be checked that $M_{P'}$ is diffeomorphic to the complement in M_P of a properly embedded arc which is parallel to ∂M_P , that is, it is obtained by tunneling M_P . Conversely, M_P can be recovered from $M_{P'}$ simply by attaching a 3-handle whose cocore corresponds to that arc.

Let us now describe the effects of the ± 1 -bubble moves. These moves are identical besides the sign chosen and hence we concentrate on the -1 -bubble move. Its application produces a new polyhedron with gleams P' by attaching a -1 -gleam disc over a 0-gleam disc in a polyhedron P and leaving the other gleams unchanged. It can be checked that if M_P is the manifold reconstructed by P then the manifold reconstructed by P' is $M_{P'} = M_P \# \mathbb{CP}^2$, and, in particular, $\partial M_P = \partial M_{P'}$; analogously the application of a 1-bubble move produces a shadow of $M_P \# \overline{\mathbb{CP}}^2$.

The last move we introduce is called the “trading”-move and it is visible in Figure 6. Unlike the other moves already described, this move does not start from a contractible sub-polyhedron of the initial polyhedron; hence we say that it is “non-local”: one can apply it only when a pattern in the polyhedron which coincides with the left part of the figure is found. The effect of the move dramatically changes the topology of the polyhedron: in particular, the fundamental group changes. For the sake of simplicity, in the figure we draw a version of the trading move in the case of a non standard but simple polyhedron; it is easy to check that, up to the application of a suitable number of $0 \rightarrow 2$ -moves, the polyhedron can be transformed into a standard one and the move could be described also in the standard setting but the drawings would get more complicated.

Proposition 5.2. *Let P be an integer shadowed polyhedron and let P' be the polyhedron obtained by applying a trading-move (or its inverse) to P . Then the manifold $M_{P'}$ is obtained from M_P by doing surgery along a closed curve C embedded in the interior of M_P (respectively, on an embedded sphere whose self intersection number is zero), and then, in particular, ∂M_P and $\partial M_{P'}$ are diffeomorphic.*

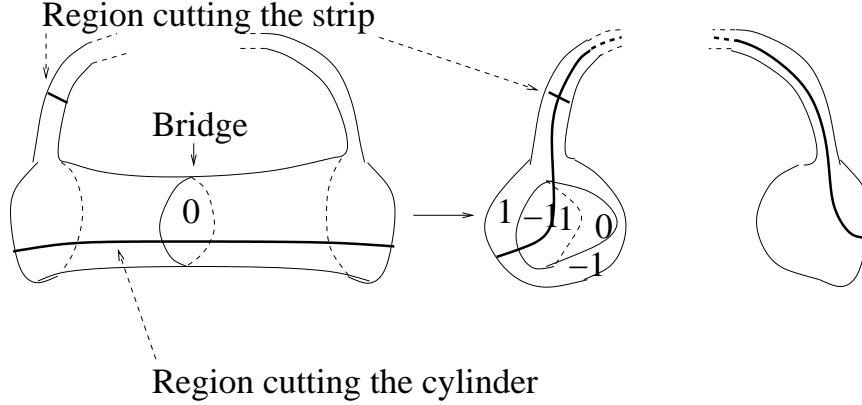


FIGURE 6. In the left part of this figure we show the pattern to which the trading-move applies. It is constituted of a cylinder with a zero gleam disc and of a strip (which could also be twisted) connecting the two ends of the cylinder. Some strands (corresponding to attaching curves of regions of the shadow) could pass over the cylinder or cut the strip. In the right part we show the effect of the trading-move: the cylinder disappears and its two ends are capped off with two zero gleam discs and, in one of them, a little 0-gleam two disc is attached. The strands which before the move run across the cylinder, are now completed along the strip and linked with the little zero gleam disc as shown in the drawing.

Proof of 5.2. We limit ourselves to give some very rough motivations for the above proposition; we recommend the interested reader to check [17]. To study the effect of the trading move on the level of manifolds, we first analyze the portion of manifold described in Figure 6 before the move. We call *bridge* the part of the polyhedron P formed by the curved cylinder together with the little central disc with zero gleam in the left part of Figure 6. It can be checked that there exists an handle decomposition of M_P such that the bridge is contained in a 1-handle and the two ends of the bridge are contained in the two ends of the 1-handle. The other regions which in the figure run along the cylinder correspond to 2-handles whose attaching curves pass through the 1-handle. So, from the point of view of the Kirby calculus, the left part of Figure 6 corresponds to the left part of Figure 7, where the strand running from one attaching sphere of the 1 handle to the other one corresponds to the attaching curve which in Figure 6 runs across the bridge.

Now, let C be a closed curve inside M_P which passes over the bridge of Figure 6 exactly once and then gets closed along the strip connecting the two ends of the cylinder; surgering along this curve produces a new 4-manifold which, in place of the one-handle represented by the bridge, contains a new two-handle whose attaching curve is a little unknot in ∂M_P and such that the attaching curve of every 2-handle which passed over the bridge, passes

inside the disc bounded by the unknot (recall that surgering along a curve in a 4-manifold corresponds to substituting the regular neighborhood of the curve with a copy of $S^2 \times D^2$).

It can be checked, but for the sake of brevity we will not do it here, that this move corresponds to the move which in Kirby calculus, given a presentation of a 3-manifold, allows one to exchange a one handle with a zero framed two handle represented by an unknot and linked with all the two handles which pass through the one handle, obtaining a presentation of the same 3-manifold (see the right part of Figure 7).

5.2

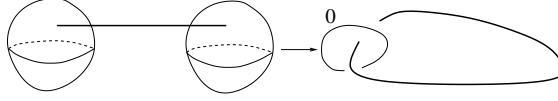


FIGURE 7. In the left part of the figure, we show an example of 1-handle in a Kirby calculus presentation of a 4-manifold over which an attaching curve of a 2-handle passes. In the right part we show the effect of trading the 1-handle for a two handle.

We resume the facts exposed in this section in the following theorem. For a complete account we refer to [17].

Theorem 5.3. *Let P and P' be two integer shadowed polyhedra such that P' is obtained from P by applying a move of the following types:*

- (1) $2 \rightarrow 3$ -move or its inverse;
- (2) finger-move or its inverse;
- (3) $1 \rightarrow 2$ -move or its inverse.

Then M_P and $M_{P'}$ are diffeomorphic by an orientation preserving diffeomorphism.

If P' is obtained from P by a ± 1 -bubble move then $M_{P'}$ is diffeomorphic to the boundary connected sum of M_P and a punctured \mathbb{CP}^2 or $\overline{\mathbb{CP}^2}$ respectively, hence $\partial M_{P'}$ is diffeomorphic (by an orientation preserving diffeomorphism) to ∂M_P . If P' is obtained from P by a 0-bubble move then $M_{P'}$ is diffeomorphic to the boundary connected sum of M_P and $S^2 \times D^2$, and then, in particular $\partial M_{P'} = \partial M_P \# S^2 \times S^1$. Finally, if P' is obtained from P by the application of a trading move, then $M_{P'}$ is obtained from M_P by doing a surgery along the curve which passes once over the bridge and once over the cylinder of Figure 6; in particular $\partial M_{P'} = \partial M_P$.

6. SOME APPLICATIONS AND QUESTIONS

In this section we briefly recall some results and open questions on shadows. The first one surges immediately once one proves Theorem 4.1 and is the following:

Question 6.1. *Given two shadows P and P' of the same manifold, can they be connected by a sequence of suitable moves, for instance shadow equivalences (see the beginning of Section ?*

The first answer to the above question is due to Turaev [17]:

Theorem 6.2. *Let P and P' be two shadows of the same 4-manifold M , then they can be connected by a sequence of shadow equivalences, 0-bubble moves and their inverses. Moreover the sequence always contains a number of 0-bubbles equal to the number of inverse 0-bubble moves.*

In the above answer there is a disturbing particular: the sequence of moves connecting P and P' can contain also 0-bubble moves and so it could produce at a certain step a polyhedron which is not a shadow of M : the sequence does not pass only through shadows of M . Moreover the converse of the above theorem is not yet proved:

Question 6.3. *Let P and P' be obtained from each other by a sequence of shadow equivalences and 0-bubble moves containing a number of 0-bubble moves equal to the number of their inverses. Is it true that the manifold M and M' reconstructed by P and P' respectively are diffeomorphic?*

The author in [5] proved that the answer to the above question is “yes” when P is (and hence P') is simply connected; the positive answer in general is still a conjecture.

A stronger question can be asked which can be thought as an embedded version of the Andrews-Curtis conjecture:

Question 6.4. *Let P and P' be shadows of the same manifold; can one connect them by a sequence of shadow equivalences? (No bubble moves!)*

It is known by Matveev and Piergallini’s results ([13], [14]) that the analogous question in dimension 3 has a positive answer. The 4-dimensional case remains an open problem. It has to be pointed out here that, although apparently the above question is strictly related to the Andrews-Curtis conjecture, by the moment no formal relation between the two problems has been proved.

Theorem 6.2 can be re-read in terms of tunnel shadows of closed 4-manifolds, and it then states that any two shadows of a closed 4-manifold are connected by a sequence of shadow equivalences and 0-bubble moves. In this case, it represents a genuine calculus in the standard sense.

7. SHADOWS OF 3-MANIFOLDS

In this section we will briefly recall the notion of shadow of 3-manifold and give an overview of some recent results on the subject.

Definition 7.1. Let (P, gl) be a shadow of a 4-manifold M ; then (P, gl) is also a shadow of the three-manifold $N = \partial M$.

It can be proved that any closed and oriented 3-manifold admits a shadow, and even a simply connected one; moreover, the application of any shadow equivalence or ± 1 -bubble move to a shadow of a 3-manifold produces a new shadow of the same manifold. In general, the following was proved in [8]:

Theorem 7.2 (Calculus for shadows of 3-manifolds). *Any two simply connected shadows of the same closed and oriented 3-manifold can be connected by a suitable sequence of shadow equivalences, ± 1 -bubble moves and their inverses.*

The above result is a kind of analogous of the Kirby calculus in the world of shadows of 3-manifolds, where the blow-up move is substituted by the ± 1 -bubble moves; its pretty feature is that it is local.

A new notion of complexity of 3-manifolds based on shadows has recently been defined in [9]:

Definition 7.3. Let N be a closed and oriented 3-manifold. The *shadow complexity* of N is the minimal number of vertices of a (possibly non standard) shadow of N .

Example 7.4. As shown in Example 4.7, the polyhedron S^2 equipped with gleam -1 is a shadow of S^3 and hence the shadow complexity of S^3 is zero.

Strong relations have been found between shadow complexity and hyperbolic geometry of 3-manifolds. The following Theorem, proved in [9], summarizes some of them:

Theorem 7.5. *There exist universal positive constants h_1 and h_2 such that for any hyperbolic, complete 3-manifold N with finite volume the following inequalities hold: $h_1 \text{Vol}(N) \leq \text{sc}(N) \leq h_2 (\text{Vol}(N))^2$, where $\text{sc}(N)$ is the Shadow Complexity of N and $\text{Vol}(N)$ is its hyperbolic volume.*

Moreover, in the same paper it has been proved that all the graph manifolds can be described by means of shadows containing no vertices.

These comments suggest that a study of hyperbolic manifolds by means of shadows could be attempted; to that purpose, one of the first questions which should be answered is the following:

Question 7.6. *Given a polyhedron with gleams (P, gl) , what are the necessary and sufficient conditions on (P, gl) ensuring that the 3-manifold described by the shadow is irreducible, or atoroidal or hyperbolic?*

A clear and definitive combinatorial condition answering the above question is still missing. Partial answers have been obtained in [4]: for instance, it has been proved that if a 3-manifold admits a standard shadow whose gleams are all greater than 7 in absolute value, then the manifold admits a metric with negative sectional curvature.

8. A GLANCE ON BRANCHED SHADOWS

Besides the open problems exposed in the preceding sections, which, in part, are internal to the theory of shadows, a study of additional structures and invariants of 4-manifolds can be attempted by means of shadows. In this section we briefly summarize the results proved by the author in [5] (and which will be exposed in a self contained way in [6] and [7]) in this direction and based on the notion of branched shadow.

Given a simple polyhedron P we define the notion of *branching* on it as follows:

Definition 8.1 (Branching). A branching b on P is a choice of an orientation for each region of P such that for each edge of $Sing(P)$, the orientations induced on the edge by the regions containing it do not coincide.

Not all the simple polyhedra admit a branching and, on the contrary, there are some which admit many different ones. So, we will say that a polyhedron is *branchable* if it admits a branching and we will call *branched polyhedron* a pair (P, b) where b is a branching on the polyhedron P .

Definition 8.2. Let (P, gl) be a shadow of an oriented 4-manifold M ; P is said to be *branchable* if the underlying polyhedron is. We call *branched shadow* of M the triple (P, gl, b) where (P, gl) is a shadow and b is a branching on the underlying polyhedron. When this does not cause any confusion, we do not specify the branching b nor the gleam gl and we will simply write P .

A branching on a simple polyhedron allows us to smoothen its singularities and equip it with a smooth structure as shown in Figure 8.

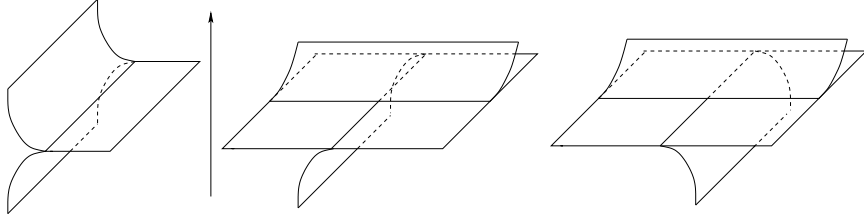


FIGURE 8. How a branching allows a smoothing of the polyhedron.

Using the orientation and the smooth structure of the shadow, in [5] it is shown how to equip the regular neighborhood of a shadow in a 4-manifold with a pair mutually transverse distributions of oriented 2-planes (roughly speaking, the planes which in Figure 8 are horizontal and their orthogonal complements). Then, using this pair of distributions of oriented 2-planes, it is easy to fix an homotopy class of almost complex structures on the regular neighborhood of the shadow, and hence a $Spin^c$ -structure on this manifold. In [5], a result is proven which can be summarized as follows:

Theorem 8.3. *Let M be a 4-manifold admitting a shadow and let s be a $Spin^c$ -structure on M . There exists a branched shadow P of M representing on M the $Spin^c$ -structure s . Stated differently, given a homotopy class of almost complex structures $[J]$ on M , there exists a branched shadow of M representing the homotopy class $[J]$ of almost complex structures on M .*

Following the streamline of the last part of Theorem 8.3, it can be studied how branched shadows can be used to find genuine complex structures on their thickening. In [5], the techniques used to attack this problem are similar to those already settled for real surfaces

in complex manifolds by Bishop in [1] and Harlamov-Eliashberg in [11], based on counting the number of complex elliptic and hyperbolic points. The result obtained in [5] can be summarized as follows:

Theorem 8.4. *Let P be a branched shadow reconstructing the manifold M equipped with the almost complex structure J . There exists a genuine complex structure J' homotopic to J such that P contains no J' -complex points of negative type, that is, P contains no points where its tangent plane is J' -complex but oriented the wrong way by the branching on P with respect to the orientation on the plane induced by J' .*

As a natural development of the above result, using Gompf-Eliashberg's constructions, combinatorial sufficient conditions on a branched shadow ensuring that its thickening admits a Stein domain structure are studied in the already cited work. The conditions found are based on the definition (which we will not recall here) for each region of a branched polyhedron of an integer coefficient called the Euler number which is easily calculable from the combinatorial structure of the polyhedron. The main result on this topic, proven in the last chapter of [5] and which will be exposed in a self-contained way in [7], is summarized in a simplified version by the following:

Theorem 8.5. *Let P be a branched shadow of a four manifold M such that for each region R_i of P it holds $Eul_i + gl_i \leq 0$ where gl_i is the gleam of R_i and Eul_i is its Euler number. Then M admits a Stein structure whose underlying complex structure belongs to the homotopy class of almost complex structures reconstructed by P .*

The conditions found in the above theorem have also been exploited to explicitly exhibit minimal genus representatives of some particular homology classes of surfaces in 4-manifolds:

Corollary 8.6. *Let P be a branched shadow satisfying the hypotheses of Theorem 8.4 and such that $gl_i \geq 0$ for every i , and let $[S]$ be a homology class which in the natural presentation of $H_2(P; \mathbb{Z})$ induced by the branching of P can be represented by a cycle with non negative coefficients. Then there is an explicit construction of an oriented embedded representative S' of $[S]$ having the lowest possible genus in its homology class.*

Moreover, using Theorem 8.4 on branched shadows equipped with zero gleams on every region, the following result, which was conjectured by Benedetti and Petronio in [2] is proved:

Theorem 8.7. *Let P be a branched spine of an oriented 3-manifold N such that the Euler number of each region of P is non positive, then the homotopy class of oriented 2-planes encoded by the branching of the spine on its 3-dimensional thickening contains a representative distribution which is a tight contact structure.*

The above summarized results are likely to be non optimal and further study is required to fully understand the potential of the theory of branched shadows. We hope with the present paper to open a fruitful discussion on the argument: any comments or questions are welcome.

REFERENCES

1. E. BISHOP, “Differentiable manifolds in complex euclidean space”, *Duke. Math. J.* 32 (1975), 1-21.
2. R. BENEDETTI, C. PETRONIO, “Branched spines and contact structures on 3-manifolds.”, *Ann. Mat. Pura Appl.* (4) 178 (2000), 81–102.
3. U. BURRI, “For a fixed Turaev shadow Jones-Vassiliev invariants depend polynomially on the gleams”, *Comment. Math. Helv.* 72 (1997), no. 1, 110–127.
4. F. COSTANTINO, R. FRIGERIO, B. MARTELLI, C. PETRONIO, “Triangulations of 3-manifolds, hyperbolic relative handlebodies, and Dehn filling”, xxx.arxiv.org/math.GT/0402339 (2004).
5. F. COSTANTINO, “Shadows and branched shadows of 3 and 4-manifolds”, Ph.D. Thesis, Scuola Normale Superiore, Pisa.
6. F. COSTANTINO, “Branched shadows and complex structures of 4-manifolds”, in preparation.
7. F. COSTANTINO, “Branched shadows and Stein domains”, in preparation.
8. F. COSTANTINO, D. P. THURSTON, “A shadow calculus for 3-manifolds”, in preparation.
9. F. COSTANTINO, D. P. THURSTON, “Shadow complexity of 3-manifolds”, in preparation.
10. M. N. GOUSSAROV, “Interdependent modifications of links and invariants of finite degree”, *Topology* 37 (1998), no. 3, 595–602.
11. V. M. HARLAMOV, Y. ELIASHBERG, “On the number of complex points of a real surface in a complex surface”, *Proc. Leningrad Int. Topology Conf.* (1982), 143-148.
12. F. LAUDENBACH, V. POENARU, “A note on 4-dimensional handlebodies”, *Bull. Soc. Math. France*, 100, 337-344 (1972).
13. S. MATVEEV, “Transformations of special spines and the Zeeman conjecture”, *Math. USSR Izvestia* 31 (1988), 423-434.
14. R. PIERGALLINI, “Standard moves for standard polyhedra and spines”, *Rend. Circ. Mat. Palermo* 37 (1988), suppl. 18, 391-414.
15. A. SHUMAKOVITCH, “Shadow formula for the Vassiliev invariant of degree two”, *Topology* 36 (1997), no. 2, 449-469.
16. D. P. THURSTON, “The algebra of knotted trivalent graphs and Turaev’s shadow world”, *Geom. Topol. Monogr.* 4 (2002), 337-362.
17. V. G. TURAEV, “Quantum invariants of knots and 3-manifolds”, *de Gruyter Studies in Mathematics*, Vol. 18, Walter de Gruyter & Co., Berlin, 1994.
18. V. G. TURAEV, “Quantum invariants of 3-manifolds and a glimpse of shadow topology.”, *C. R. Acad. Sci. Paris Sr. I Math.* 313 (1991), no. 6, 395–398.
19. V. G. TURAEV, “Shadow links and face models of statistical mechanics.”, *J. Differential Geom.* 36 (1992), no. 1, 35–74.

SCUOLA NORMALE SUPERIORE, PIAZZA DEI CAVALIERI 7, 56126 PISA, ITALY

E-mail address: `f.costantino@sns.it`