

# MULTIPLE SADDLE CONNECTIONS ON FLAT SURFACES AND THE PRINCIPAL BOUNDARY OF THE MODULI SPACES OF QUADRATIC DIFFERENTIALS

HOWARD MASUR AND ANTON ZORICH

ABSTRACT. We describe typical degenerations of quadratic differentials thus describing “generic cusps” of the moduli space of meromorphic quadratic differentials with at most simple poles. The part of the boundary of the moduli space which does not arise from “generic” degenerations is often negligible in problems involving information on compactification of the moduli space.

However, even for a typical degeneration one may have several short loops on the Riemann surface which shrink simultaneously. We explain this phenomenon, describe all rigid configurations of short loops, present a detailed description of analogs of desingularized stable curves arising here, and show how one can reconstruct a Riemann surface endowed with a quadratic differential which is close to a “cusp” by the corresponding point at the principal boundary.

## CONTENTS

Introduction	1
1. Structure of the paper and statements of theorems	3
2. Preliminaries on flat surfaces and on homologous saddle connections	20
3. Graph of connected components	26
4. Parities of boundary singularities	30
5. Neighborhood of the principal boundary: local constructions	33
6. Neighborhood of the principal boundary: nonlocal constructions	40
Appendix A. Long saddle connections	48
Appendix B. List of configurations in genus 2	50
References	52

## INTRODUCTION

**Saddle connections on flat surfaces.** We study flat metrics on a closed orientable surface of genus  $g$ , which have isolated conical singularities and linear holonomy restricted to  $\{Id, -Id\}$ . If the linear holonomy group is trivial, then the surface is referred to as a *translation surface*, such a flat surface corresponds to an Abelian differential  $\omega$  on a Riemann surface. If the holonomy group is nontrivial, then such a flat surface arises from a meromorphic quadratic differential  $q$  with at most simple poles on a Riemann surface. In this paper, unless otherwise stated, a quadratic differential is *not* the square of an Abelian differential and a *flat surface*

---

Research of the first author is partially supported by NSF grant 0244472.

is the Riemann surface with the flat metric corresponding to an Abelian or to a quadratic differential.

It is natural to consider families of flat surfaces sharing the same combinatorial geometry: the genus, the number of singularities and the cone angles at singularities. Such families correspond to the *strata*  $\mathcal{Q}(d_1, \dots, d_m)$  in the moduli space of quadratic differentials, where  $d_i \in \{-1, 0, 1, 2, 3, \dots\}$  stands for the orders of singularities (simple poles, marked points, zeroes) of quadratic differentials. The collection  $\alpha = \{d_1, \dots, d_m\}$  is called the *singularity data* of the stratum.

A *saddle connection* is a geodesic segment joining a pair of conical singularities or a conical singularity to itself without any singularities in its interior. For the flat metrics as described above, regular closed geodesics always appear in families; any such family fills a maximal cylinder bounded on each side by a closed saddle connection or by a chain of parallel saddle connections. Thus, when some regular closed geodesic becomes short the corresponding saddle connection(s) become short as well. More generally, a degeneration of an Abelian or of a quadratic differential corresponds to collapse of some saddle connections.

Any saddle connection on a flat surface  $S \in \mathcal{Q}(\alpha)$  persists under small deformations of  $S$  inside  $\mathcal{Q}(\alpha)$ . It might happen that any deformation of a given flat surface which shortens some specific saddle connection necessarily shortens some other saddle connections. We say that a collection  $\{\gamma_1, \dots, \gamma_n\}$  of saddle connections is *rigid* if any sufficiently small deformation of the flat surface inside the stratum preserves the proportions  $|\gamma_1| : |\gamma_2| : \dots : |\gamma_n|$  of the lengths of all saddle connections in the collection.

**Degeneration of Abelian differentials.** In the case of Abelian differentials  $\omega$ , rigid collections of saddle connections were studied in the paper [EMZ]. It was shown that all saddle connections in any rigid collection are *homologous*. In particular, they are all parallel and have equal length and either all of them join the same pair of distinct singular points, or they are all closed.

This implies that when the saddle connections in a rigid collection are contracted by a continuous deformation, the limiting flat surface generically decomposes into several components represented by nondegenerate flat surfaces  $S'_1, \dots, S'_k$ , where  $k$  might vary from one to the genus of the initial surface. Let  $\mathcal{H}(\beta'_j)$  be the stratum ambient for  $S'_j$ . The stratum  $\mathcal{H}(\beta') = \mathcal{H}(\beta'_1) \sqcup \dots \sqcup \mathcal{H}(\beta'_k)$  of disconnected flat surfaces  $S'_1 \sqcup \dots \sqcup S'_k$  is referred to as a *principal boundary stratum* of the stratum  $\mathcal{H}(\beta)$ . For any connected component of any stratum  $\mathcal{H}(\beta)$  the paper [EMZ] describes all principal boundary strata; their union is called the *principal boundary* of the corresponding connected component of  $\mathcal{H}(\beta)$ .

The paper [EMZ] also presents the inverse construction. Consider any flat surface  $S'_1 \sqcup \dots \sqcup S'_k \in \mathcal{H}(\beta')$  in the *principal boundary* of  $\mathcal{H}(\beta)$ ; consider a sufficiently small value of a complex parameter  $\delta \in \mathbb{C}$ . One can reconstruct the flat surface  $S \in \mathcal{H}(\beta)$  endowed with a collection of homologous saddle connections  $\gamma_1, \dots, \gamma_n$  such that  $\int_{\gamma_i} \omega = \delta$ , and such that the degeneration of  $S$  that consists of contracting the saddle connections  $\gamma_i$  in the collection gives the surface  $S'_1 \sqcup \dots \sqcup S'_k$ . This inverse construction involves several *basic surgeries* of the flat structure. Given a disconnected flat surface  $S'_1 \sqcup \dots \sqcup S'_k$  one applies an appropriate surgery to each  $S'_j$  producing a surface  $S_j$  with boundary. The surgery depends on the parameter  $\delta$ : the boundary of each  $S_j$  is composed of two geodesic segments of lengths  $|\delta|$ ;

moreover, the boundary components of  $S_j$  and  $S_{j+1}$  are compatible, which allows one to glue the compound surface  $S$  from the collection of surfaces with boundary.

A collection  $\gamma = \{\gamma_1, \dots, \gamma_n\}$  of homologous saddle connections determines the following data on combinatorial geometry of the decomposition  $S \setminus \gamma$ : the number of components, their boundary structure, the singularity data for each component, the cyclic order in which the components are glued to each other. These data are referred to as *configuration* of homologous saddle connections. A configuration  $\mathcal{C}$  uniquely determines the corresponding boundary stratum  $\mathcal{H}(\beta'_\mathcal{C})$ .

The constructions above explain how configurations of homologous saddle connections on flat surfaces  $S \in \mathcal{H}(\beta)$  determine the “cusps” of the stratum  $\mathcal{H}(\beta)$ . Consider a subset  $\mathcal{H}_1^\varepsilon(\beta) \subset \mathcal{H}(\beta)$  of surfaces of area one having a saddle connection shorter than  $\varepsilon$ . Up to a subset  $\mathcal{H}_1^{\varepsilon, \text{thin}}(\beta)$  of negligibly small measure the set  $\mathcal{H}_1^\varepsilon(\beta)$  can be represented as a disjoint union over all admissible configurations  $\mathcal{C}$  (i.e. as a union over different “cusps”) of neighborhoods of the corresponding “cusps”. When a configuration  $\mathcal{C}$  is composed from homologous saddle connections joining distinct zeroes, the neighborhood of the corresponding cusp has the structure of a fiber bundle over the corresponding boundary stratum  $\mathcal{H}(\beta'_\mathcal{C})$  with the fiber represented by an appropriate ramified cover over the Euclidean  $\varepsilon$ -disc. Moreover, the canonical measure in the corresponding connected component of  $\mathcal{H}_1^{\varepsilon, \text{thick}}(\beta) = \mathcal{H}_1^\varepsilon(\beta) \setminus \mathcal{H}_1^{\varepsilon, \text{thin}}(\beta)$  decomposes as a product measure of the canonical measure in the boundary stratum and the Euclidean measure in the fiber, see [EMZ].

*Remark.* We warn the reader that the correspondence between the compactification of the moduli space of Abelian differentials and the Deligne—Mumford compactification of the underlying moduli space of curves is not straightforward. In particular, the desingularized stable curve corresponding to the limiting flat surface generically *is not* represented as the union of corresponding Riemann surfaces  $S'_1, \dots, S'_k$ : the stable curve might contain more components.

## 1. STRUCTURE OF THE PAPER AND STATEMENTS OF THEOREMS

This paper concerns the study of similar phenomena in the case of quadratic differentials that are not squares of Abelian differentials.

**1.1. Homologous saddle connections.** A meromorphic quadratic differential  $q$  with at most simple poles on a Riemann surface  $S$  defines a canonical (ramified) double cover  $p : \hat{S} \rightarrow S$  such that  $p^*q = \omega^2$  is a square of an Abelian differential  $\omega$  on  $\hat{S}$ . Let  $P = \{P_1, \dots, P_m\} \subset S$  be the collection of singularities (zeroes and simple poles) of  $q$ ; let  $\hat{P} = p^{-1}(P)$  be the set of their preimages under the projection  $p : \hat{S} \rightarrow S$ .

Given an oriented saddle connection  $\gamma$  on  $S$  let  $\gamma', \gamma''$  be its lifts to the double cover. If  $[\gamma'] = -[\gamma'']$  as cycles in  $H_1(\hat{S}, \hat{P}; \mathbb{Z})$  we let  $[\hat{\gamma}] := [\gamma']$ , otherwise we define  $[\hat{\gamma}]$  as  $[\hat{\gamma}] := [\gamma'] - [\gamma'']$ .

**Definition 1.** The saddle connections  $\gamma_1, \gamma_2$  on a flat surface  $S$  defined by a quadratic differential  $q$  are homologous<sup>1</sup> if  $[\hat{\gamma}_1] = [\hat{\gamma}_2]$  in  $H_1(\hat{S}, \hat{P}; \mathbb{Z})$  under an appropriate choice of orientations of  $\gamma_1, \gamma_2$ .

<sup>1</sup>The notion “homologous in the relative homology with local coefficients defined by the canonical double cover induced by a quadratic differential” is unbearably bulky, so we introduced an abbreviation “homologous”. We stress that the circumflex over the “h” is quite meaningful: as it is indicated in the definition, the corresponding cycles are homologous *on the double cover*.

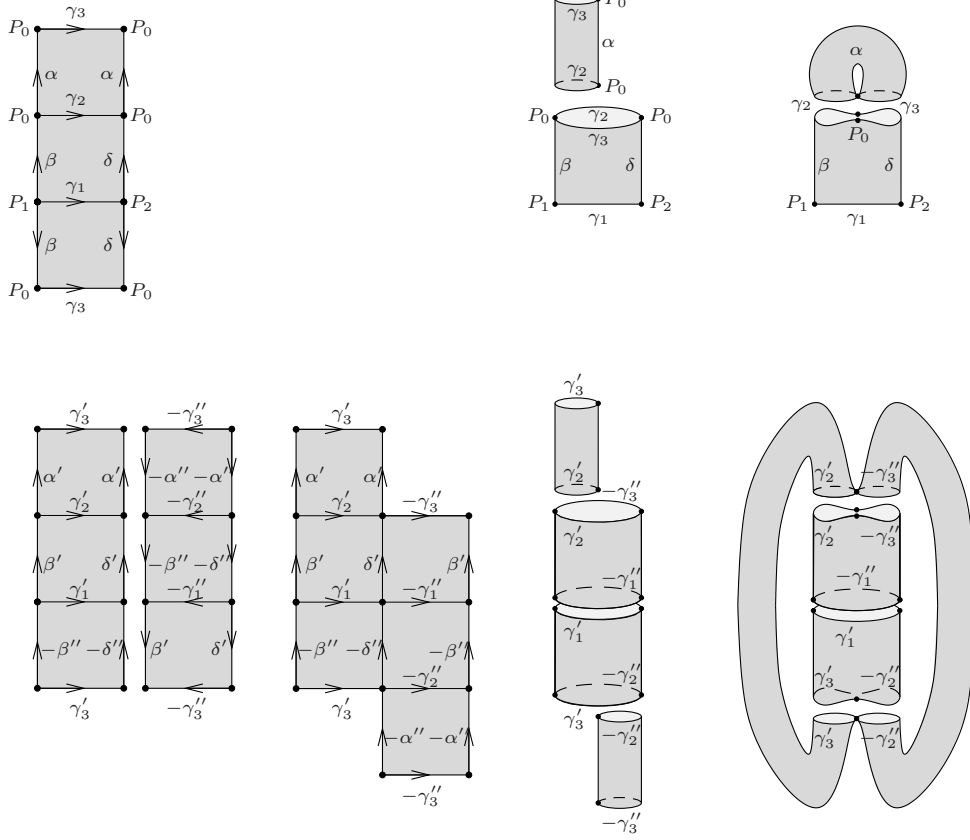


FIGURE 1. Saddle connections  $\gamma_1, \gamma_2, \gamma_3$  on the torus (above picture) are  $\hat{\sim}$ homologous, though  $\gamma_1$  is a segment joining distinct points and  $\gamma_2$  and  $\gamma_3$  are closed loops.

We begin with the following example which illustrates many of the main ideas.

*Example 1.* Consider three unit squares, or rather a rectangle  $1 \times 3$  and glue a torus from it as indicated at the top left corner of Figure 1. Identifying the three corresponding sides  $\beta$ ,  $\gamma_1$  and  $\delta$  of the two bottom squares we obtain a “pocket” with two “corners”  $P_1$  and  $P_2$  at the bottom and with two “corners”  $P_0$  at the boundary on top. Identifying the points  $P_0$  we obtain a “pocket” with a “figure-eight” boundary (the bottom fragment of the top right picture at Figure 1). Identifying the sides  $\alpha$  of the remaining square we obtain a cylinder which we glue to the previous fragment. Topologically the surface thus obtained is a torus. Metrically this torus has three conical singularities. Two of them (“the corners  $P_1, P_2$  of the pocket”) have cone angle  $\pi$ ; the third conical singularity  $P_0$  has cone angle  $4\pi$ . Such a flat torus gives us a point in the stratum  $\mathcal{Q}(2, -1, -1)$ .

The bottom picture illustrates the canonical double covering over the above torus. The cycle  $\gamma'_2$  is homologous to  $\gamma'_3$  on the double cover and the cycle  $\gamma''_2$  is homologous to  $\gamma''_3$ . This implies that the cycles  $\hat{\gamma}_1, \hat{\gamma}_2$  and  $\hat{\gamma}_3$  on the double cover are homologous to the waist curve of the thick cylinder fragment of the right bottom

picture. Thus, the saddle connections  $\gamma_1$ ,  $\gamma_2$  and  $\gamma_3$  are  $\hat{\text{homologous}}$ , though  $\gamma_1$  is a segment joining distinct points  $P_1$  and  $P_2$ , and  $\gamma_2, \gamma_3$  are the closed loops with the base point  $P_0$ .

It essentially follows from the definition that  $\hat{\text{homologous}}$  saddle connections are parallel on  $S$  and that their lengths either coincide or differ by a factor of two. The following simple statement proved in appendix A characterizes rigid collections of saddle connections on a flat surface with nontrivial linear holonomy.

**Proposition 1.** *Let  $S$  be a flat surface corresponding to a meromorphic quadratic differential  $q$  with at most simple poles. A collection  $\gamma_1, \dots, \gamma_n$  of saddle connections on  $S$  is rigid if and only if all saddle connections  $\gamma_1, \dots, \gamma_n$  are  $\hat{\text{homologous}}$ .*

There is an obvious geometric test for deciding when saddle connections  $\gamma_1, \gamma_2$  on a translation surface  $S$  are homologous: it is sufficient to check whether  $S \setminus (\gamma_1 \cup \gamma_2)$  is connected or not (provided  $S \setminus \gamma_1$  and  $S \setminus \gamma_2$  are connected). It is slightly less obvious to check whether saddle connections  $\gamma_1, \gamma_2$  on a flat surface  $S$  with nontrivial linear holonomy are  $\hat{\text{homologous}}$  or not. In particular, a pair of closed saddle connections might be homologous in the usual sense, but not  $\hat{\text{homologous}}$ ; a pair of closed saddle connections might be  $\hat{\text{homologous}}$  even if one of them represents a loop homologous to zero, and the other does not; finally, a saddle connection joining a pair of *distinct* singularities might be  $\hat{\text{homologous}}$  to a saddle connection joining a singularity to itself.

Section 2 describes geometric criteria for deciding when two saddle connections are  $\hat{\text{homologous}}$  and what is the structure of the complement  $S \setminus (\gamma_1 \cup \gamma_2)$ . These criteria are intensively used in the remaining part of the paper. In particular, we prove in section 2 the following statement.

**Theorem 1.** *Let  $S$  be a flat surface corresponding to a meromorphic quadratic differential  $q$  with at most simple poles. Two saddle connections  $\gamma_1, \gamma_2$  on  $S$  are  $\hat{\text{homologous}}$  if and only if they have no interior intersections and one of the connected components of the complement  $S \setminus (\gamma_1 \cup \gamma_2)$  has trivial linear holonomy. Moreover, if such a component exists, it is unique.*

**1.2. Graph of connected components.** A collection  $\gamma$  of  $\hat{\text{homologous}}$  saddle connections  $\gamma = \{\gamma_1, \dots, \gamma_n\}$  divides  $S$  into simpler surfaces  $S_j$  with boundary. We associate to any such decomposition a graph  $\Gamma(S, \gamma)$ . The vertices of the graph correspond to the connected components  $S_j$  of  $S \setminus (\gamma_1 \cup \dots \cup \gamma_n)$ . We denote the vertices corresponding to cylinders (if any) by small circles “ $\circ$ ”. The remaining vertices are labelled with a “+” sign if the corresponding surface  $S_j$  has trivial linear holonomy and with a “−” sign if it does not. We do not label the vertices of “ $\circ$ ”-type: it is easy to see that the cylinders always have trivial linear holonomy.

The edges of the graph are in the one-to-one correspondence with the saddle connections  $\gamma_i$ . Each saddle connection  $\gamma_i$  is on the boundary of either one or two surfaces. If  $\gamma_i$  is on the boundary of pair of surfaces, it corresponds to an edge joining the corresponding vertices. If  $\gamma_i$  is on the boundary of only one surface, then it corresponds to an edge of the graph which joins the vertex to itself; such an edge contributes 2 to the valence of the vertex.

*Remark 1.* The union  $\gamma = \gamma_1 \cup \dots \cup \gamma_n$  of saddle connections can be considered as a graph  $\gamma$  embedded into the surface  $S$ . By definition  $\Gamma(S, \gamma)$  is a graph *dual*

to  $\gamma$ . Namely,  $\Gamma(S, \gamma)$  can be realized as graph embedded into the surface  $S$  in the following way. A vertex of  $\Gamma(S, \gamma)$  corresponding to a connected component  $S_j$  of  $S \setminus \gamma$  is mapped to a point  $v_j$  located in the interior of the corresponding surface with boundary  $S_j$ . The line representing the image of an edge of  $\Gamma(S, \gamma)$  corresponding to a saddle connection  $\gamma_i$  has a single transversal intersection with  $\gamma_i$  in some interior point; this line does not intersect itself nor any other such line nor some other saddle connection  $\gamma_{i'}$ , where  $i' \neq i$ , in an interior point.

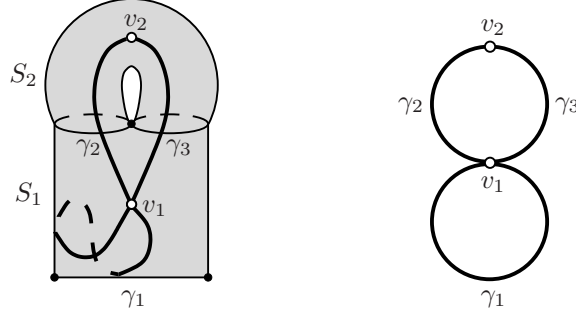


FIGURE 2. Graph  $\Gamma(S, \gamma)$  of connected components

*Example 2.* Consider the surface  $S$  and the collection  $\gamma$  of  $\hat{\text{homologous}}$  saddle connections  $\{\gamma_1, \gamma_2, \gamma_3\}$  as in example 1 above (see figure 1). The complement  $S \setminus \gamma$  has two connected components; both represented by flat cylinders. The graph  $\Gamma(S, \gamma)$  contains two vertices, both of the “ $\circ$ ”-type, and three edges. The graph  $\Gamma(S, \gamma) \subset S$  is dual to the graph  $\gamma \subset S$ , see figure 2.

It follows from the definition of  $\hat{\text{homologous}}$  saddle connections that their lengths are either the same or differ by a factor of two. Having a collection  $\gamma$  of  $\hat{\text{homologous}}$  saddle connections  $\gamma_1, \dots, \gamma_n$  we can normalize the length of the shortest one to 1. Then the other saddle connections have lengths either 1 or 2, which endows the edges of the graph  $\Gamma$  with the weights 1 or 2.

The theorem below classifies all possible graphs corresponding to nonempty collections of  $\hat{\text{homologous}}$  saddle connections.

**Theorem 2.** *Let  $S$  be a flat surface corresponding to a meromorphic quadratic differential  $q$  with at most simple poles; let  $\gamma$  be a collection of  $\hat{\text{homologous}}$  saddle connections  $\{\gamma_1, \dots, \gamma_n\}$ , and let  $\Gamma(S, \gamma)$  be the graph of connected components encoding the decomposition  $S \setminus (\gamma_1 \cup \dots \cup \gamma_n)$ .*

*The graph  $\Gamma(S, \gamma)$  either has one of the basic types listed below or can be obtained from one of these graphs by placing additional “ $\circ$ ”-vertices of valence two at any subcollection of edges subject to the following restrictions. At most one “ $\circ$ ”-vertex may be placed at the same edge; a “ $\circ$ ”-vertex cannot be placed at an edge adjacent to a “ $\circ$ ”-vertex of valence 3 if this is the edge separating the graph.*

*The graphs of basic types, presented in Figure 3, are given by the following list:*

- a) *An arbitrary (possibly empty) chain of “+”-vertices of valence two bounded by a pair of “-”-vertices of valence one;*
- b) *A single loop of vertices of valence two having exactly one “-”-vertex and arbitrary number of “+”-vertices (possibly no “+”-vertices at all);*

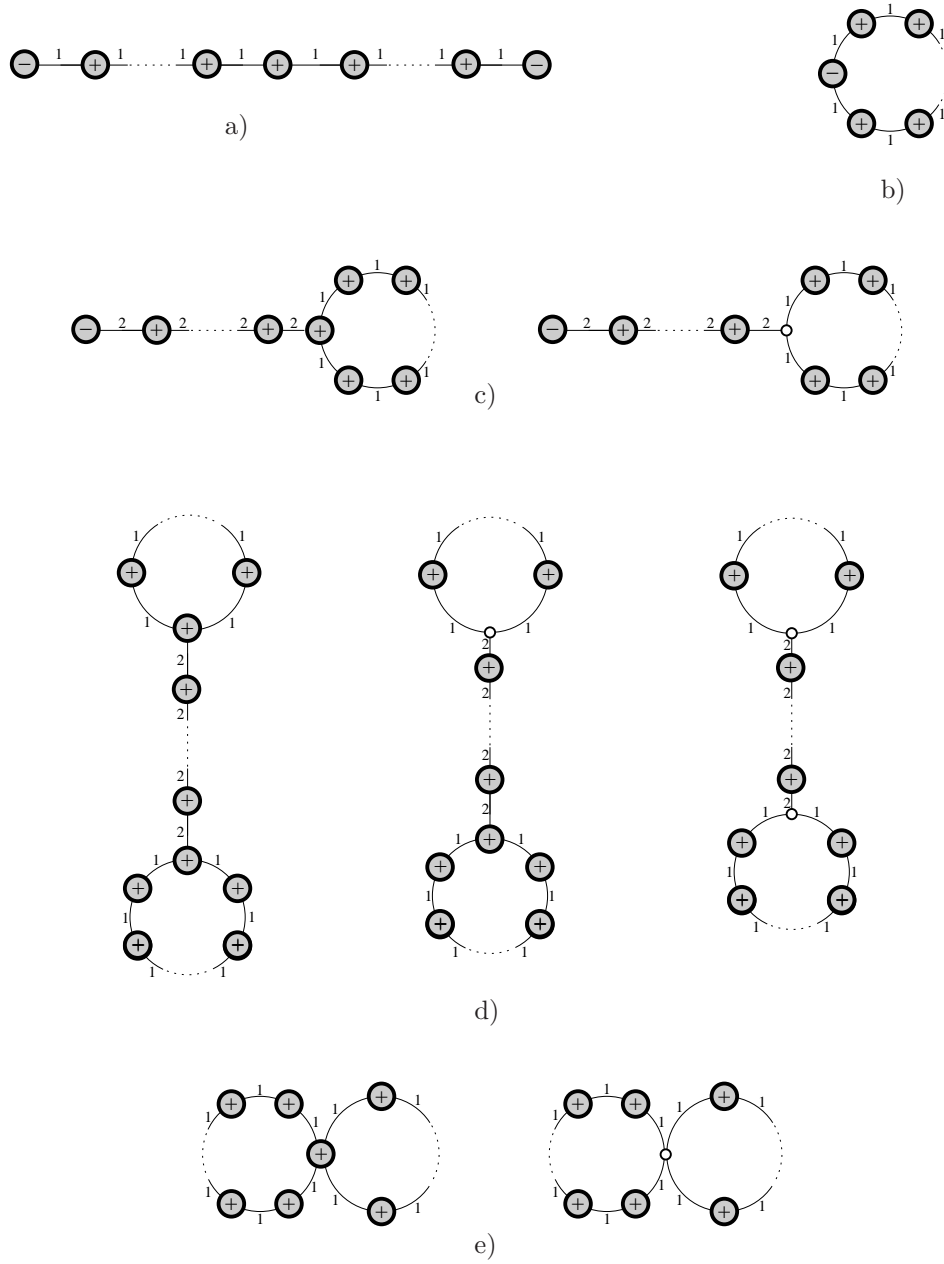


FIGURE 3. Classification of admissible graphs.

- c) A single chain and a single loop joined at a vertex of valence three. The graph has exactly one “-”-vertex of valence one; it is located at the end of the chain. The vertex of valence three is either a “+”-vertex, or a “o”-vertex (vertex of the cylinder type). Both the chain, and the cycle may have

- in addition an arbitrary number of “+”-vertices of valence two (possibly no “+”-vertices at all);
- d) Two nonintersecting cycles joined by a chain. The graph has no “-”-vertices. Each of the two cycles has a single vertex of valence three (the one where the chain is attached to the cycle); this vertex is either a “+”-vertex or a “o”-vertex. If both vertices of valence three are “o”-vertices, the chain joining two cycles is nonempty: it has at least one “+”-vertex. Otherwise, each of the cycles and the chain may have arbitrary number of “+”-vertices of valence two (possibly no “+”-vertices of valence two at all);
  - e) “Figure-eight” graph: two cycles joined at a vertex of valence four, which is either a “+”-vertex or a “o”-vertex. All the other vertices (if any) are the “+”-vertices of valence two. Each of the two cycles may have arbitrary number of such “+”-vertices of valence two (possibly no “+”-vertices of valence two at all).

Every graph listed above corresponds to some flat surface  $S$  and to some collection of saddle connections  $\gamma$ .

Theorem 2 is proved in section 3 with exception of the final statement on realizability, which is proved in sections 5–6.

**1.3. Parities of boundary singularities.** In section 4 we give a detailed analysis of each connected component  $S_j$  of the decomposition  $S \setminus \gamma$ .

It is convenient to consider a closed surface with boundary  $S_j^{comp}$  canonically associated to  $S_j$  by taking the natural *compactification* of  $S_j$ . Note, that  $S_j^{comp}$  need not be the same as the *closure* of  $S_j$  in  $S$ . For example, if we cut a surface  $S$  along a single saddle connection  $\gamma$  joining a pair of distinct singularities we obtain a surface  $S_1$  whose compactification is a surface with boundary composed of a pair of parallel distinct geodesics of the same length, while the closure of  $S_1 = S \setminus \gamma_1$  in  $S$  coincides with  $S$ . The closure of  $S_j$  in  $S$  is obtained from the compactification  $S_j^{comp}$  of  $S_j$  by identification of some boundary points (if necessary), or by identification of some boundary saddle connections (if necessary).

**Ribbon graph.** Given a vertex  $v$  of a finite graph  $\Gamma$  consider a tree  $\Gamma_v$  obtained as a small neighborhood of  $v$  in  $\Gamma$  in the natural topology of a one-dimensional cell complex. The tree  $\Gamma_v$  together with the canonical mapping of the graphs  $\Gamma_v \rightarrow \Gamma$  will be referred to as the *boundary* of  $v$ . The number of edges of  $\Gamma_v$  is exactly the valence of  $v$  (and hence is at most 4 for the graphs from figure 3).

Suppose that the boundary of  $S_j^{comp}$  has  $r = r(j)$  connected components (called for brevity *boundary components*). Every boundary component is composed of a closed chain of saddle connections  $\gamma_{j_{i,1}}, \dots, \gamma_{j_{i,p(i)}}$ , where  $1 \leq i \leq r$ . The case  $p(i) = 1$  is not excluded: a boundary component might be composed of a single saddle connection. The canonical orientation of  $S_j^{comp}$  determines the orientation of every boundary component  $\mathcal{B}_i$  of  $\partial S_j^{comp}$  and hence determines the cyclic order

$$(1) \quad \rightarrow \gamma_{j_{i,1}} \rightarrow \dots \rightarrow \gamma_{j_{i,p(i)}} \rightarrow$$

on every such chain; by convention we let  $j_{i,p(i)+1} := j_{i,1}$ . Thus, we get a natural decomposition of the set of edges of  $\Gamma_{v_j}$  into a disjoint union of subsets, each endowed with a cyclic order,

$$(2) \quad \{\rightarrow \gamma_{j_{1,1}} \rightarrow \gamma_{j_{1,2}} \rightarrow \dots \rightarrow \gamma_{j_{1,p(1)}} \rightarrow\} \sqcup \dots \sqcup \{\rightarrow \gamma_{j_{r,1}} \rightarrow \dots \rightarrow \gamma_{j_{r,p(r)}} \rightarrow\}$$



It is convenient to encode such combinatorial structure by a *local ribbon graph*  $\mathbb{G}_{v_j}$  which is defined in the following way.

Consider a realization of  $\Gamma(S, \gamma)$  by an embedded graph dual to the graph  $\gamma$  in  $S$  (see remark 1 above). For every vertex  $v_j$  of  $\Gamma(S, \gamma)$  we get an induced embedding  $\Gamma_{v_j} \hookrightarrow S_j^{comp}$ . Let a connected component  $\mathcal{B}_i$  of  $\partial S_j^{comp}$  be represented by a chain (1) of saddle connections. A tubular neighborhood in  $S_j^{comp}$  of the union of the corresponding edges  $\{\gamma_{j_{i,1}} \cup \dots \cup \gamma_{j_{i,p(i)}}\}$  of  $\Gamma_{v_j} \subset S_j^{comp}$  (as in the left picture of figure 4) inherits the canonical orientation of  $S$ . This orientation induces a natural cyclic order on the edges  $\gamma_{j_{i,1}}, \dots, \gamma_{j_{i,p(i)}}$  of  $\Gamma_{v_j}$ . We choose the embedding  $\Gamma_{v_j} \hookrightarrow S_j^{comp}$  in such way that turning counterclockwise around  $v_j$  (considered as a point of  $S_j^{comp}$ ) we see the edges  $\gamma_{j_{i,1}}, \dots, \gamma_{j_{i,p(i)}}$  appear in the cyclic order (1).

When the boundary  $\partial S_j^{comp}$  contains several connected components, the ribbon graphs corresponding to different components overlap at  $v_j$  (as in the left picture of figure 4). However, it is easy to make them disjoint by a small deformation, subject to an appropriate choice of the initial embedding  $\Gamma_{v_j} \hookrightarrow S_j^{comp}$ . From now on we shall always assume that the embedding is chosen appropriately.

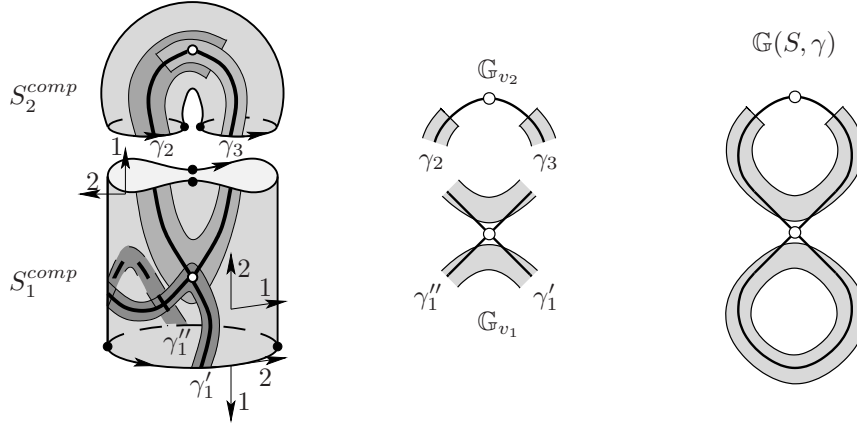
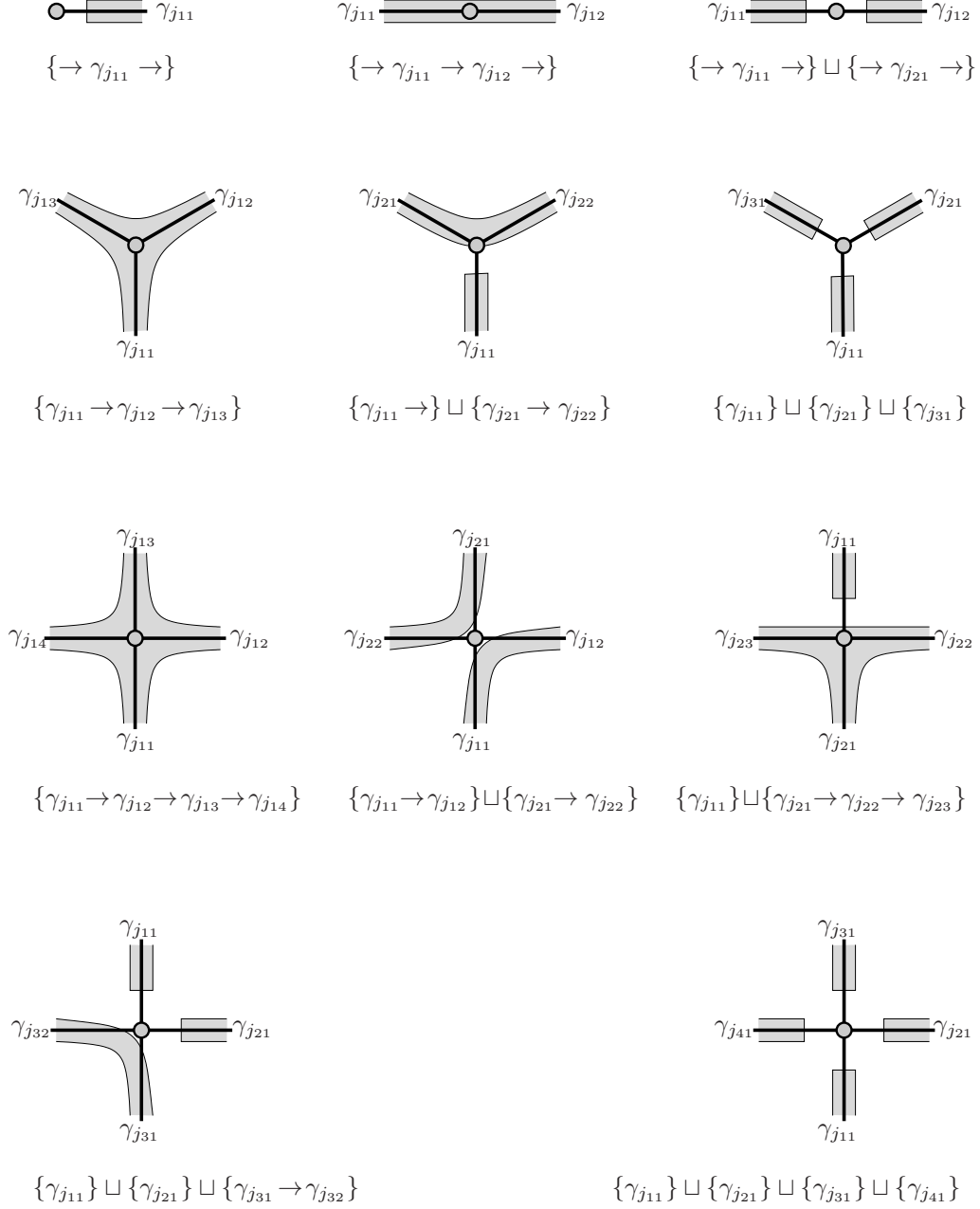


FIGURE 4. Compactifications  $S_1^{comp}, S_2^{comp}$  of connected components of  $S \setminus \gamma$ , the associated local ribbon graphs  $\mathbb{G}_{v_1}, \mathbb{G}_{v_2}$  and the global ribbon graph  $\mathbb{G}(S, \gamma)$

*Example 3.* Consider once again the surface  $S$  and the collection  $\gamma$  of homologous saddle connections  $\{\gamma_1, \gamma_2, \gamma_3\}$  as in example 1, see figure 1. In example 2 we have constructed the associated graph  $\Gamma(S, \gamma)$ , see figure 2.

The complement  $S \setminus \gamma$  has two connected components; their compactifications  $S_1^{comp}, S_2^{comp}$  are represented by a pair of flat cylinders. Each of the two connected components of the boundary of  $S_2^{comp}$  (the top cylinder in figure 4) is formed by a single saddle connection, so we get  $\partial S_2^{comp} = \{\gamma_2\} \sqcup \{\gamma_3\}$ . Each of the two connected components of the boundary of  $S_1^{comp}$  (the bottom cylinder in figure 4) is formed by a pair of saddle connections, so we get  $\partial S_1^{comp} = \{\gamma_2 \rightarrow \gamma_3\} \sqcup \{\gamma'_1 \rightarrow \gamma''_1\}$ . The orientation of the boundary components induced by the canonical orientation of  $S$  is indicated in the left picture.

The picture in the center of figure 4 shows the corresponding local ribbon graphs and the picture on the right shows the global ribbon graph  $\mathbb{G}(S, \gamma)$  for this example.

FIGURE 5. All local ribbon graphs  $\mathbb{G}_v$  of valences from one to four

For vertices  $v$  of valence 1, 2, 3, 4 figure 5 gives a complete list of all possible partitions of the edges of  $\Gamma_v$  into a disjoint union of subsets endowed with a cyclic order and of the corresponding local ribbon graphs  $\mathbb{G}_v$ . Note that the canonical orientation of  $S$  induces the counterclockwise ordering of the edges of  $\Gamma_v$ .

**Boundary singularities.** Let  $S_j$  be a connected component of the decomposition  $S \setminus (\gamma_1 \cup \dots \cup \gamma_n)$ ; let  $S_j^{comp}$  be its compactification, and let a connected component  $\mathcal{B}_i$  of the boundary  $\partial S_j^{comp}$  be represented by a chain (1) of saddle connections. The common endpoint of  $\gamma_{j_i}$  and  $\gamma_{j_{i+1}}$  is called the *boundary singularity* of  $S_j^{comp}$ . Since all saddle connections  $\gamma_1, \dots, \gamma_n$  are parallel, the corresponding angle between  $\gamma_{j_i}$  and  $\gamma_{j_{i+1}}$  is an integer multiple of  $\pi$ . There might be also several conical singularities in the interior of  $S_j^{comp}$ ; they are called *interior singularities*.

**Definition 2.** If the total angle at a boundary singularity is  $(k+1)\pi$  the *order of the boundary singularity* is defined to be  $k$ , and the *parity of the boundary singularity* is defined to be the parity of  $k$ . If the total angle at an interior singularity is  $(d+2)\pi$  the *order of the interior singularity* is defined to be  $d$ .

The order of the interior singularity coincides with the order of the zero (simple pole) of the corresponding germ of a quadratic differential. By convention, boundary singularities, and their orders will always refer to the compactification  $S_j^{comp}$ .

When  $S_j$  is represented by a “+”-vertex of the graph  $\Gamma(S, \gamma)$ , we include the parities of the boundary singularities in our combinatorial structure represented by the embedded local ribbon graph  $\mathbb{G}_{v_j}$ . Let  $\mathcal{B}_i$  be a connected component of the boundary  $\partial S_j^{comp}$  constituted by a chain (1) of saddle connections. The edges  $\gamma_{j_{i,1}}, \dots, \gamma_{j_{i,p(i)}}$  of the embedded graph  $\Gamma_{v_j} \hookrightarrow S_j^{comp}$  subdivide a neighborhood of  $v_j$  in  $S_j$  into  $p(i)$  sectors. To each sector bounded by a pair of consecutive edges  $\gamma_{j_{i,l}}$  and  $\gamma_{j_{i,l+1}}$  we associate the parity of the order  $k_{j_{i,l}}$  of the corresponding boundary singularity of  $S_j^{comp}$ : of the common endpoint of the consecutive saddle connections  $\gamma_{j_{i,l}} \rightarrow \gamma_{j_{i,l+1}}$  in  $\mathcal{B}_i$ .

Any connected component  $S_j$  of the decomposition  $S \setminus \{\gamma_1, \dots, \gamma_n\}$  determines the following combinatorial data which we refer to as the *boundary type* of  $S_j$ : the structure (2) of the local ribbon graph  $\mathbb{G}_{v_j}$  as in figure 5; an embedding  $\Gamma_{v_j} \hookrightarrow \Gamma(S, \gamma)$  and a collection of parities of boundary singularities of  $S_j$ .

**Theorem 3.** *Consider a decomposition of a flat surface  $S$  as in theorem 2. Every connected component  $S_j$  of the decomposition has one of the boundary types presented in figure 6 and all indicated boundary types are realizable.*

The dotted lines in figure 6 indicate pairs of edges of a vertex  $v \in \Gamma(S, \gamma)$  of valence 3 or 4, which are joined by a loop in the graph  $\Gamma(S, \gamma)$  (see figure 3) and encode in this way the embedding  $\Gamma_{v_j} \hookrightarrow \Gamma(S, \gamma)$ .

*Remark 2.* We use the following convention on indexation of local ribbon graphs in figure 6: the first symbol represents the type (“+”, “−”, or “o”) of the vertex  $v_j$  in the graph  $\Gamma(S, \gamma)$ ; the second symbol is the valence of  $v_j$ ; the number after a dot is the number of boundary components of  $S_j$ . An extra letter “a, b, c” is employed when it is necessary to distinguish different embedded local ribbon graphs sharing the same vertex type, valence and number of boundary components.

The first part of the statement of theorem 3 which claims that every connected component of the decomposition has one of the boundary types in figure 6 is quite elementary; it is proved at the end of section 4. The statement about the realizability of all boundary types presented in figure 6 is much less trivial; it follows from theorem 4 which is proved in sections 5 and 6.

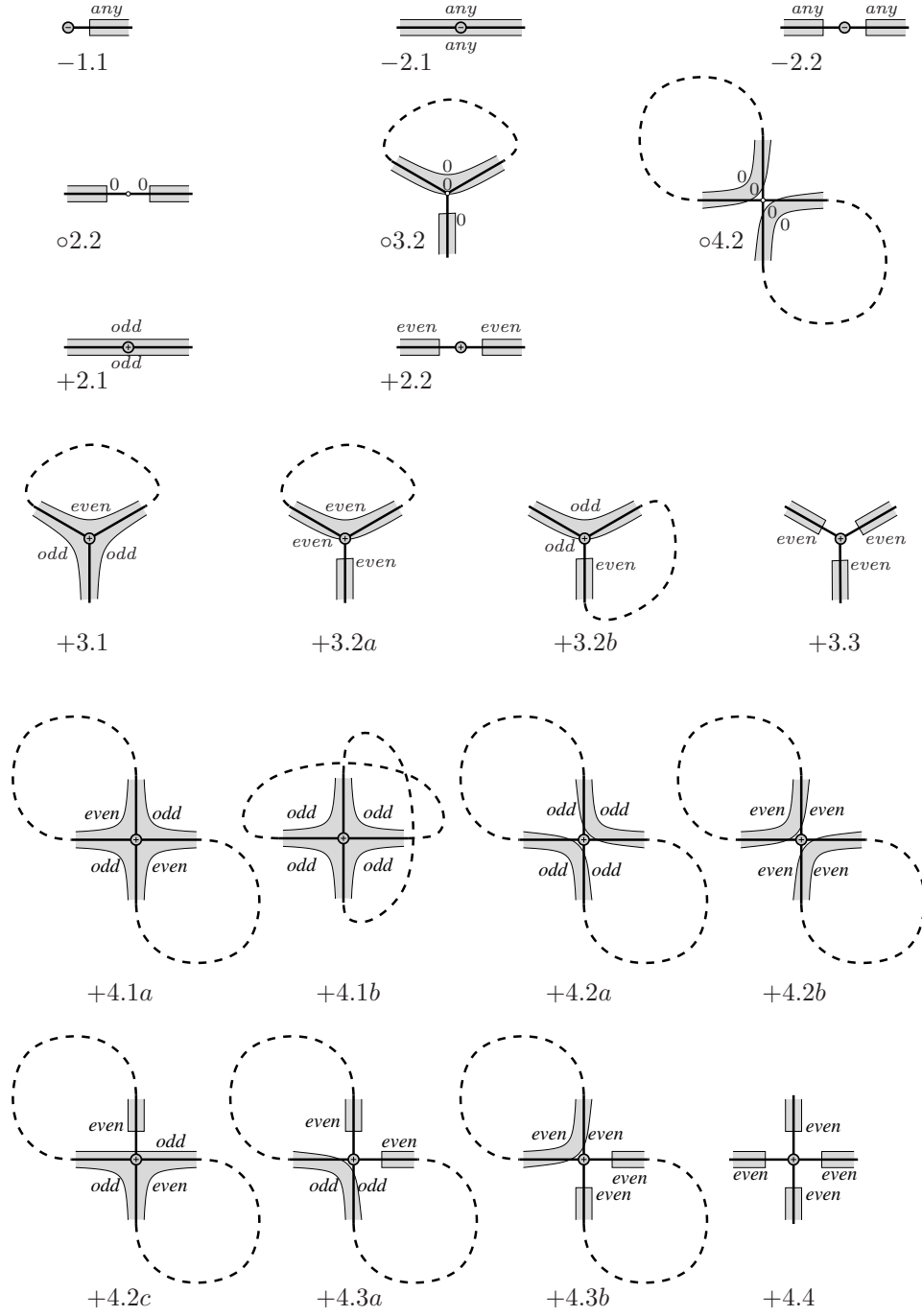


FIGURE 6. Classification of embedded local ribbon graphs

**1.4. Configurations of  $\hat{\mathbf{h}}$ omologous saddle connections.** We formalize the data on combinatorial geometry of the decomposition  $S \setminus \gamma$  in definition 3 below.

**Definition 3.** The following combinatorial structure is called a *configuration of  $\hat{\mathbf{h}}$ omologous saddle connections*.

- (1) A finite graph  $\Gamma$  endowed with a labelling of each vertex by one of the symbols “+”, “−”, or “o”, of one of the types described in theorem 2 (see figure 3).
- (2) For any vertex  $v$  of the graph  $\Gamma$  an embedded ribbon graph  $\mathbb{G}_v$  (encoding the decomposition of  $\Gamma_v$  into a disjoint union of subsets, called *boundary components*, each endowed with a cyclic order; see equation (2)) of one of the types described in theorem 3 (see figure 6).
- (3) For every “+”-vertex  $v$  of  $\Gamma$  and for every pair of consecutive elements  $\gamma_{i,l} \rightarrow \gamma_{i,l+1}$  of  $\mathbb{G}_v$  (called *boundary singularities*) an associated parity (even or odd) as in figure 6.
- (4) For every vertex  $v$  of  $\Gamma$  and for every boundary singularity of  $\mathbb{G}_v$  a non-negative integer  $k_{i,l}$  (referred to as the *order of the boundary singularity*) satisfying the following conditions. The order of the boundary singularity has the same parity as the parity of the corresponding boundary singularity when  $v$  is of the “+”-type; the order of any boundary singularity of any vertex of the “o”-type is equal to zero. The sum  $D_i + 2 = k_{i,1} + \dots + k_{i,p(i)}$  of orders of boundary singularities along any boundary component  $\mathcal{B}_i$  of  $v$  satisfies  $D_i \geq 0$  for a vertex of “+”-type and  $D_i \geq -1$  for a vertex of “−”-type.
- (5) For every vertex  $v$  of  $\Gamma$  of “−”-type an unordered (possibly empty) collection of integers  $\{d_1, \dots, d_{s(v)}\}$ , where  $d_l \in \{-1, 1, 2, 3, \dots\}$ ; for every vertex  $v$  of  $\Gamma$  of “+”-type an unordered (possibly empty) collection of positive even integers  $\{d_1, \dots, d_{s(v)}\}$ , where  $d_l \in \{2, 4, \dots\}$ . In both cases these collections of integers (called *orders of interior singularities*) satisfy the following compatibility conditions with the collection of boundary singularities of  $\mathbb{G}_v$ :

$$-4 \leq \left( \sum d_l + \sum D_i \right) \equiv 0 \pmod{4},$$

where the first sum is taken over all interior singularities and the second sum is taken over all boundary components  $\mathcal{B}_i$  of  $\mathbb{G}_v$ .

- (6) When the vertex  $v$  is of the “−”-type the couple [unordered collection of interior singularities, unordered collection of boundary singularities] is in addition not allowed to belong to the following exceptional list:

	$[\emptyset, \{2\}]; \quad [-1, \{3\}]; \quad [\{1\}, \{1\}]; \quad [-1, 1, \{2\}]$ $[\{1\}, \{5\}]; \quad [\{3\}, \{3\}]; \quad [\{1, 3\}, \{2\}]; \quad [\emptyset, \{6\}]; \quad [\{4\}, \{2\}]$
	$[\emptyset, \{2, 0\}]; \quad [\emptyset, \{1, 1\}]; \quad [-1, \{0, 3\}]; \quad [-1, \{1, 2\}]$ $[\{1\}, \{0, 1\}]; \quad [\{1, -1\}, \{0, 2\}]; \quad [\{1, -1\}, \{1, 1\}]$ $[\{3, 1\}, \{2, 0\}]; \quad [\{3, 1\}, \{1, 1\}]; \quad [\{3\}, \{3, 0\}]; \quad [\{3\}, \{2, 1\}]$ $[\{1\}, \{5, 0\}]; \quad [\{1\}, \{4, 1\}]; \quad [\{1\}, \{3, 2\}]; \quad [\{4\}, \{2, 0\}]; \quad [\{4\}, \{1, 1\}]$ $[\emptyset, \{6, 0\}]; \quad [\emptyset, \{5, 1\}]; \quad [\emptyset, \{4, 2\}]; \quad [\emptyset, \{3, 3\}]$
	$[\emptyset, \{2, 2\}]; \quad [\emptyset, \{1, 3\}]; \quad [-1, \{2, 3\}]; \quad [\{1\}, \{1, 2\}]; \quad [-1, 1, \{2, 2\}]$ $[\emptyset, \{3, 5\}]; \quad [\{1\}, \{2, 5\}]; \quad [\{3\}, \{2, 3\}]; \quad [\{1, 3\}, \{2, 2\}]$ $[\emptyset, \{2, 6\}]; \quad [\{4\}, \{2, 2\}]$

**Singularity data corresponding to a configuration.** Any two flat surfaces realizing the same configuration  $\mathcal{C}$  of homologous saddle connections belong to the same stratum  $\mathcal{Q}(\alpha)$  of quadratic differentials. The singularity data  $\alpha$  are defined by the configuration  $\mathcal{C}$  as follows.

First note that any configuration  $\mathcal{C}$  determines a natural *global ribbon graph*  $\mathbb{G}$  in the following way. We have defined a structure of a local ribbon graph for a small neighborhood  $\Gamma_v$  of every vertex  $v \in \Gamma$ . For every vertex  $v$  of  $\Gamma$  we have a ribbon going along a germ of every edge of  $\Gamma_v \subset \Gamma$  in direction from  $v$  to the center of the edge. Note that all local ribbon graphs carry the canonical orientation induced from the canonical orientation of the embedding plane. For every edge of  $\Gamma$  we can extend the ribbons from the endpoints towards the center of the edge and glue them together respecting the canonical orientation. Applying this procedure to all edges of  $\Gamma$  we get a global ribbon graph endowed with the canonical orientation.

Consider the global ribbon graph  $\mathbb{G}$  as a surface with boundary. The boundary components of this surface are in a one-to-one correspondence with the subset of those conical points of  $S$  which serve as the endpoints of the saddle connections  $\gamma_i$  in the collection  $\gamma_1, \dots, \gamma_n$ . The orders of the corresponding singularities are calculated as follows. For any connected component  $(\partial\mathbb{G})_m$  of its boundary define an integer  $b_m$  as

$$(3) \quad b_m = \sum_{\substack{\text{boundary singularities} \\ \text{which belong to } (\partial\mathbb{G})_m}} (k_{i,l} + 1) - 2$$

The set with multiplicities  $\alpha$  can be defined now as

$$(4) \quad \alpha = \left( \bigcup_{\substack{\pm\text{-vertices} \\ v_j \in \Gamma(\mathcal{C})}} \text{interior singularities of } v_j \right) \cup \left( \bigcup_{\substack{\text{components } (\partial\mathbb{G})_m \\ \text{of the boundary} \\ \text{of } \mathbb{G}(\mathcal{C})}} b_m \right)$$

*Example 4.* The configurations  $\mathcal{C}$  presented in the left picture of figure 7 has 8 saddle connections  $\gamma = \{\gamma_1 \cup \dots \cup \gamma_8\}$ ; the surface  $S \setminus \gamma$  decomposes into 7 connected components  $S_1 \sqcup \dots \sqcup S_7$ . Two components are represented by cylinders and thus have no interior singularities. Among the remaining five components three have no interior singularities and are denoted with  $\emptyset$ , one has one interior singularity of order 2, and one has two interior singularities of orders 4. Thus, we get

$$\bigcup_{\substack{\pm\text{-vertices} \\ v_j \in \Gamma(\mathcal{C})}} \text{interior singularities of } v_j = \{2, 4, 4\}$$

The boundary of the global ribbon graph  $\mathbb{G}$  has two components  $(\partial\mathbb{G})_1$  and  $(\partial\mathbb{G})_2$  which correspond to two conical singularities  $P_1$  and  $P_2$  of  $S$ . The saddle connections  $\gamma_5, \gamma_6, \gamma_7$  join  $P_2$  to itself; the other saddle connections join  $P_1$  to itself. Turning counterclockwise around the point  $P_l$ ,  $l = 1, 2$ , we see geodesic rays parallel to  $\gamma_i$  appear in the same order as they appear when we follow the corresponding component  $\mathcal{B}_l$  in the positive direction. Denoting by “ $x$ ” the geodesic rays which do not belong to the configuration we get the following (cyclically ordered) list for the zero  $P_2$ :

$$\gamma_5 x \gamma_6 x \gamma_7 \gamma_7 x \gamma_6 x \gamma_5$$

We have 10 geodesic rays; this corresponds to the cone angle  $10\pi$  matching our formula for the order  $b_2$  of the zero  $P_2$ :

$$(0 + 1) + (1 + 1) + (1 + 1) + (1 + 1) + (1 + 1) + (0 + 1) - 2 = 8,$$

The analogous list for  $P_1$  is as follows

$$xx\gamma_1x\gamma_2x\gamma_3xxxxx\gamma_4\gamma_4xxxxxxxxx\gamma_3\gamma_8\gamma_8x\gamma_2xxxx\gamma_1$$

The number of consecutive “ $x$ ” coincides with the order of the corresponding boundary singularity (see definition 2). Thus, at  $P_1$  we find 32 geodesic rays parallel to  $\gamma_i$ , which corresponds to the cone angle  $32\pi$ , and the order  $b_1$  of  $P_1$  equals to

$$(2+1)+(1+1)+(1+1)+(5+1)+(0+1)+(9+1)+(0+1)+(0+1)+(1+1)+(3+1)-2=30$$

Finally, we get the following set with multiplicities:

$$\alpha = (2, 4, 4, 8, 30).$$

The surface  $S$  has genus  $g = 13$ ; the configuration  $\mathcal{C}$  represents the stratum  $\mathcal{Q}(2, 4, 4, 8, 30)$ . Note, that the picture on the right represents the same configuration as the picture of the left.

*Remark 3.* The example above gives an idea of how can one construct all configurations (in the sense of definition 3) for a given stratum  $\mathcal{Q}(\alpha)$  of meromorphic quadratic differentials with at most simple poles. This algorithm is discussed in more details in appendix B, where as an illustration we present a complete list of all configurations of homologous saddle connections for holomorphic quadratic differentials in genus two.

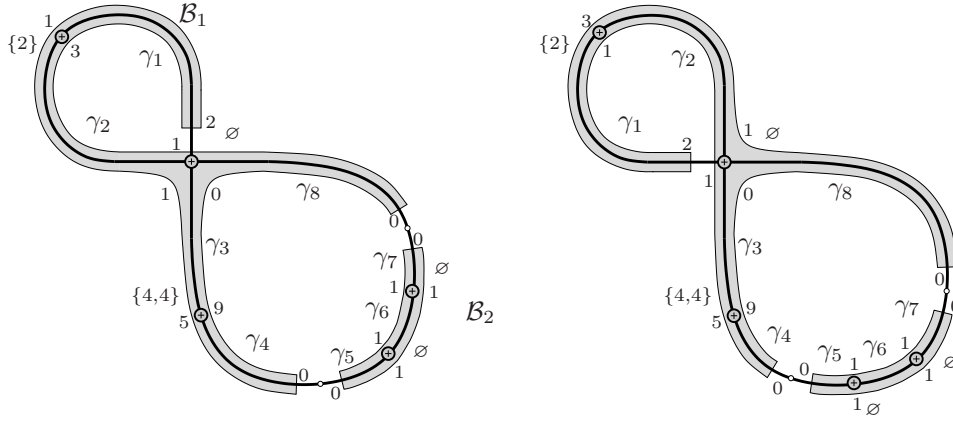


FIGURE 7. An example of a configuration

**Principal boundary.** Analogously to the case of Abelian differentials a configuration  $\mathcal{C}$  of homologous saddle connections determines the corresponding principal boundary stratum  $\mathcal{Q}(\alpha'_\mathcal{C})$  or  $\mathcal{H}(\beta'_\mathcal{C})$ . Namely, to each boundary component  $\mathcal{B}_i$

$$\{\rightarrow \gamma_{j_{i,1}} \rightarrow \cdots \rightarrow \gamma_{j_{i,p(i)}} \rightarrow\}$$

of every “+” or “-”-vertex  $v_j$  of the graph  $\Gamma(\mathcal{C})$  (i.e. to each connected component of the corresponding local ribbon graph  $\mathbb{G}_j$ ) we assign a number

$$(5) \quad D_{j_i} = k_{j_{i,1}} + \cdots + k_{j_{i,p(i)}} - 2,$$

where  $k_{j_{i,1}}, \dots, k_{j_{i,p(i)}}$  are the orders of the boundary singularities corresponding to this boundary component. By lemma 2.1 proved in the beginning of section 2 the number  $D_{j_i}$  is always a nonnegative even integer whenever  $v_j$  is a “+”-vertex. To every “+”-vertex  $v_j$  of the graph  $\Gamma(\mathcal{C})$  we assign the stratum

$$(6) \quad \mathcal{H}(\beta'_j) = \mathcal{H}\left(\frac{d_1}{2}, \dots, \frac{d_{s(j)}}{2}, \frac{D_1}{2}, \dots, \frac{D_{r(j)}}{2}\right)$$

of holomorphic Abelian differentials, where  $d_1, \dots, d_{s(j)}$  are the orders of interior singularities of  $v_j$ . Note that conditions (4) and (5) in definition 3 of a configuration of homologous saddle connections imply that the entries of  $\beta'_j$  are integers and that their sum is even, so the stratum  $\mathcal{H}(\beta'_j)$  is nonempty.

We assign to a “-”-vertex  $v_j$  the stratum

$$(7) \quad \mathcal{Q}(\alpha'_j) = \mathcal{Q}(d_1, \dots, d_{s(j)}, D_1, \dots, D_{r(j)})$$

of meromorphic quadratic differentials with at most simple poles, where  $d_1, \dots, d_{s(j)}$  are the orders of interior singularities of  $v_j$ . Note that condition (5) in definition 3 of a configuration of homologous saddle connections guarantees that the sum of entries of  $\alpha'_j$  defined above equals 0 modulo 4, while condition (6) guarantees that  $\alpha'_j \notin \{\emptyset, \{-1, 1\}, \{3, 1\}, \{4\}\}$ , which implies that the stratum  $\mathcal{Q}(\alpha'_j)$  is nonempty.

Given a configuration  $\mathcal{C}$  we assign to every “ $\pm$ ”-vertex of the graph  $\Gamma$  the corresponding stratum. When  $\Gamma$  does not contain “-” vertices we get a stratum  $\mathcal{H}(\beta'_\mathcal{C})$  of disconnected translation surfaces  $S'_1 \sqcup \cdots \sqcup S'_k$ , where  $S'_j \in \mathcal{H}(\beta'_j)$ ,  $j = 1, \dots, k$ . Otherwise we get a stratum  $\mathcal{Q}(\alpha'_\mathcal{C})$  of disconnected flat surfaces  $S'_1 \sqcup \cdots \sqcup S'_k$ , where  $S'_j \in \mathcal{H}(\beta'_j)$  when  $S'_j$  is represented by a “+”-vertex and  $S'_j \in \mathcal{Q}(\alpha'_j)$  when  $S'_j$  is represented by a “-”-vertex. The resulting stratum is called the *principal boundary stratum* corresponding to the admissible configuration  $\mathcal{C}$ .

*Example 5.* Let us compute the principal boundary stratum corresponding to the configuration from example 4, see figure 7. The components represented by cylinders, encoded by  $\circ$ -vertices do not contribute to the principal boundary: they shrink and disappear. The vertex  $v_1$  of valence four has type  $+4.2c$ , see figure 6; the corresponding local ribbon graph  $\mathbb{G}_{v_1}$  has two connected components,  $r(1) = 2$ , which correspond to two connected components  $\mathcal{B}_1, \mathcal{B}_2$  of the boundary  $\partial S_1^{comp}$ . The corresponding zeroes of the induced Abelian differential on  $S'_1$  are calculated in terms of  $D_1 = 2 - 2 = 0$  and  $D_2 = 1 + 0 + 1 - 2 = 0$ , see (5). Since  $S_1^{comp}$  does not have interior singularities, the corresponding closed flat surface  $S'_1$  is a torus with two marked points,  $S'_1 \in \mathcal{H}(0, 0)$ , see (6).

The remaining four vertices of  $\Gamma(S, \gamma)$  have type  $+2.1$ ; the boundary of each of the corresponding components  $S_2, \dots, S_4$  is connected. Applying formulae (5) and (6) we get the following list of surfaces  $S'_j$ :

$$S'_2 \in \mathcal{H}\left(\frac{2}{2}, \frac{3+1-2}{2}\right), \quad S'_3 \in \mathcal{H}\left(\frac{4}{2}, \frac{4}{2}, \frac{5+9-2}{2}\right), \quad S'_4, S'_5 \in \mathcal{H}\left(\frac{1+1-2}{2}\right)$$

The corresponding principal boundary stratum is

$$\mathcal{H}(0, 0) \sqcup \mathcal{H}(1, 1) \sqcup \mathcal{H}(6, 2, 2) \sqcup \mathcal{H}(0) \sqcup \mathcal{H}(0)$$



**Main Theorems.** In sections 5 and 6 we describe some basic surgeries which depend continuously on a small complex parameter  $\delta \in \mathbb{C}$  (responsible for the length and direction of the saddle connections which form the boundary) and on an additional discrete parameter having finitely many values. The theorem below makes a bridge between the formal combinatorial constructions discussed above and the geometry of the moduli spaces of quadratic differentials and is proved in those sections.

We denote by  $\mathcal{Q}_1^\varepsilon(\alpha) \subset \mathcal{Q}_1(\alpha)$  the subset of those flat surfaces of area one, which have at least one saddle connection of length at most  $\varepsilon$ .

**Theorem 4.** *For each configuration  $\mathcal{C}$  of  $\hat{\text{homologous}}$  saddle connections as in definition 3, let  $\Gamma$  be the graph of connected components corresponding to this configuration. Let  $\mathcal{Q}(\alpha'_\mathcal{C})$  (or  $\mathcal{H}(\beta'_\mathcal{C})$ ) be the boundary stratum corresponding to the configuration  $\mathcal{C}$ .*

*For any flat surface  $S' \in \mathcal{Q}(\alpha'_\mathcal{C})$  (correspondingly in  $\mathcal{H}(\beta'_\mathcal{C})$ ), and any sufficiently small value of the complex parameter  $\delta$ , if one applies the basic surgeries to the connected components of  $S'$  and assembles a closed surface  $S$  from the resulting surfaces with boundary according to the structure of the graph  $\Gamma(\mathcal{C})$ , then the result is a surface in  $\mathcal{Q}^\varepsilon(\alpha)$ .*

Similar to the case of Abelian differentials, we denote by  $\mathcal{Q}_1^{\varepsilon, \text{thick}}(\alpha) \subset \mathcal{Q}_1(\alpha)$  the subset of those flat surfaces of area one, which have a collection of  $\hat{\text{homologous}}$  saddle connections of length at most  $\varepsilon$  and no other short saddle connection. Here “short” means, of length less than  $\lambda\varepsilon$  for some parameters  $\lambda \geq 1$  and  $0 < r \leq 1$ , where the values of the parameters depend on the stratum. Then one can show that any surface in  $\mathcal{Q}_1^{\varepsilon, \text{thick}}(\alpha)$  can be obtained by this construction. We will not prove this statement in order not to overload this paper.

We put theorem 2, theorem 3 and theorem 4 together in one statement which may be considered as our main theorem.

We say that a collection  $\gamma$  of  $\hat{\text{homologous}}$  saddle connections  $\{\gamma_1, \dots, \gamma_n\}$  on a flat surface  $S \in \mathcal{Q}(\alpha)$  is *in general position* if there are no other saddle connections on  $S$  parallel to saddle connections in the collection  $\gamma$ . It follows from proposition 4 stated in the end of section 2 that for almost all flat surfaces in any stratum any collection of  $\hat{\text{homologous}}$  saddle connections is in general position. This implies, that we can always put a collection of  $\hat{\text{homologous}}$  saddle connections in general position by an arbitrary small deformation of the flat surface inside the stratum.

**Main Theorem.** *Any collection  $\gamma$  of  $\hat{\text{homologous}}$  saddle connections  $\{\gamma_1, \dots, \gamma_n\}$  in general position on a flat surface  $S \in \mathcal{Q}(\alpha)$  naturally defines a corresponding configuration  $\mathcal{C}(S, \gamma)$ .*

*Any “formal” configuration of  $\hat{\text{homologous}}$  saddle connections as in definition 3 corresponds to some actual collection of  $\hat{\text{homologous}}$  saddle connections on an appropriate flat surface.*

*Proof.* By theorem 2 any collection  $\gamma$  of  $\hat{\text{homologous}}$  saddle connections  $\{\gamma_1, \dots, \gamma_n\}$  on a flat surface  $S \in \mathcal{Q}(\alpha)$  naturally defines a graph of connected components  $\Gamma(S, \gamma)$  (structure 1 of a configuration). According to theorem 3, for every vertex  $v$  of  $\Gamma(S, \gamma)$  the collection  $\gamma$  also defines a local ribbon graph (structure 2 of a configuration) as well as the orders  $d_l$  and  $k_{i,l}$  of all interior and boundary singularities. By theorem 3, for vertices of “+”-type, the orders  $k_{i,l}$  of the boundary singularities are

compatible with the corresponding parities (structures 3 and 4 of a configuration). The lower bounds for the sums  $D_i$  of orders of boundary singularities follow from lemma 2.3. The necessary condition of the compatibility of the orders of interior singularities with the orders of boundary singularities formalized as structure 5 is proved in lemma 2.2. The list of nonrealizable singularity data for the vertices of the “—”-types presented in structure 6 of a configuration is justified in lemma 6.2 at the end of section 6. This completes the proof of the first part of the statement.

The realizability of all formal configurations immediately follows from theorem 4.  $\square$

**Appendices. Long saddle connections.** In appendix A we study collections of homologous saddle connections when they are not necessarily short.

The next proposition follows immediately from definition 1 and the notion of configuration.

**Proposition.** *Let  $\gamma(S_0) = \{\gamma_1, \dots, \gamma_n\}$  be a collection of homologous saddle connections on a flat surface  $S_0$  in  $\mathcal{Q}(\alpha)$ . Let a flat surface  $S$  be obtained by a sufficiently small continuous deformation of  $S_0$  in  $\mathcal{Q}(\alpha)$  and  $\gamma(S)$  the corresponding collection of saddle connections. Then all saddle connections in the collection  $\gamma(S)$  are homologous. The configuration  $\mathcal{C}(S, \gamma(S))$  defined by the collection  $\gamma(S)$  of homologous saddle connections on  $S$  coincides with the initial configuration  $\mathcal{C}(S_0, \gamma(S_0))$ .*

By definition, a configuration  $\mathcal{C}$  of homologous saddle connections is admissible for a given connected component  $\mathcal{Q}^c(\alpha)$  of the stratum  $\mathcal{Q}(\alpha)$  if there is *at least one* flat surface  $S_0 \in \mathcal{Q}^c(\alpha)$  and at least one collection  $\gamma$  of homologous saddle connections  $\gamma = \{\gamma_1, \dots, \gamma_n\}$  on  $S_0$  realizing  $\mathcal{C}$ . Consider any surface  $S$  in the same connected component  $\mathcal{Q}^c(\alpha)$ . By  $N_{\mathcal{C}}(S, L)$  denote the number of collections  $\gamma = \{\gamma_1, \dots, \gamma_n\}$  of homologous saddle connections on  $S$  defining the same configuration  $\mathcal{C}(S, \gamma) = \mathcal{C}$  and such that  $\max_{1 \leq i \leq n} |\gamma_i| \leq L$ . The results in [EM] imply the following statement proved in the appendix.

**Proposition 2.** *For almost every flat surface  $S$  in the connected component  $\mathcal{Q}^c(\alpha)$  containing  $S_0$  the following limit exists*

$$\lim_{L \rightarrow +\infty} \frac{N_{\mathcal{C}}(S, L)}{L^2} = c_{\mathcal{C}}(S)$$

*and is strictly positive. Moreover, for almost all surfaces  $S$  in  $\mathcal{Q}^c(\alpha)$  this limit is the same,  $c_{\mathcal{C}}(S) = \text{const}_{\mathcal{C}}$ . (This limit is called Siegel–Veech constant.)*

In particular, any admissible configuration is presented on almost every flat surface in the corresponding connected component of the stratum by numerous collections of homologous saddle connections.

**Final comments, open problems, applications.** The thick part  $\mathcal{Q}_1^{\varepsilon, \text{thick}}(\alpha)$  decomposes into a disjoint union

$$\mathcal{Q}_1^{\varepsilon, \text{thick}}(\alpha) = \bigsqcup_{\text{configurations } \mathcal{C}} \mathcal{Q}_1^{\varepsilon}(\alpha, \mathcal{C})$$

of (not necessarily connected) components corresponding to admissible configurations; the surfaces in any such component of  $\mathcal{Q}_1^{\varepsilon}(\alpha, \mathcal{C})$  share the same configuration

$\mathcal{C}$  of homologous saddle connections. Following the lines of the paper [EMZ] one could extend theorem 4 and prove that up to a defect of a very small measure, for every configuration  $\mathcal{C}$  there is an integer  $M(\mathcal{C})$  such that  $\mathcal{Q}_1^\varepsilon(\alpha, \mathcal{C})$  is a (ramified) covering of order  $M(\mathcal{C})$  over the following space. The space is a fiber bundle over the boundary stratum  $\mathcal{Q}_1(\alpha'_\mathcal{C})$  (correspondingly  $\mathcal{H}_1(\beta'_\mathcal{C})$ ). It has a Euclidean  $\varepsilon$ -disc as a fiber when  $\mathcal{C}$  does not contain cylinders, and the space  $\mathcal{H}_1^\varepsilon(0, \dots, 0)$  when  $\mathcal{C}$  contains cylinders (number of marked points on the torus equals the number of cylinders). In both cases it is easy to express the measure on  $\mathcal{Q}_1^\varepsilon(\alpha, \mathcal{C})$  in terms of the product measure on the fiber bundle, and compute the volume of  $\mathcal{Q}_1^\varepsilon(\alpha, \mathcal{C})$  in terms of volumes of the strata, and using the Siegel—Veech formula compute the constants  $c_\mathcal{C}$ .

However, the evaluation of the constants  $M$  (which depend on the configuration  $\mathcal{C}$ ) requires some additional work. In particular, if the corresponding surgeries (see theorem 4) are nonlocal (i.e. those, which use a path on a surface, see section 6) one needs to study the dependence of the resulting surface on the homotopy type of the path. These and related issues will be discussed in the forthcoming paper [B2].

Another subject which we do not discuss in this paper is the individual study of the connected components of the strata of quadratic differentials: different connected components of the same stratum  $\mathcal{Q}(\alpha)$  have their individual lists of admissible configurations, graphs, boundary strata, etc. In particular, one can use the lists of admissible configurations to determine the connected component to which a given flat surface belongs. For example, a saddle connection joining the zero and the simple pole on any flat surface from the component  $\mathcal{Q}^{ir}(9, -1)$  has a homologous saddle connection joining the zero to itself, while analogous saddle connections on surfaces from the complementary connected component  $\mathcal{Q}^{reg}(9, -1)$  may have multiplicity one. The existing invariant called the *Rauzy class* used to distinguish these components is rather complicated, see [L]. Configurations of homologous saddle connections for nonconnected strata will be studied in the papers [B1] and [B2].

Given a billiard in a rational polygon  $\Pi$ , one can build a translation surface  $\hat{S}$  from an appropriate number  $2N$  of copies of  $\Pi$  such that geodesics on  $S$  will project to the billiard trajectories in  $\Pi$ . Taking  $N$  copies instead of  $2N$  one obtains a flat surface with  $\mathbb{Z}/2\mathbb{Z}$ -holonomy with the same properties of geodesics. In some cases this latter construction is more advantageous. In the paper [AEZ] there is the study of billiards in polygons whose angles are multiples of  $\pi/2$ . Identifying two copies of such polygons by their boundaries one obtains a flat surface corresponding to a meromorphic quadratic differential on  $\mathbb{CP}^1$  with at most simple poles. The results of this paper are used to classify closed billiard trajectories and generalized diagonals in the paper [AEZ], see also [B1].

#### ACKNOWLEDGEMENTS

Conceptually this paper is a continuation of the paper [EMZ]. We want to thank A. Eskin for his participation in the early stage of this project. We thank C. Boissy and E. Lanneau for several helpful conversations concerning nonconnected strata. The first author thanks the University of Rennes for its support and hospitality during the preparation of this paper. The second author thanks the University of Chicago, UIC, Max-Planck-Institut für Mathematik at Bonn and IHES for hospitality and support during the preparation of this paper.

## 2. PRELIMINARIES ON FLAT SURFACES AND ON $\hat{\text{H}}$ OMOLOGOUS SADDLE CONNECTIONS

In this section of preliminary results we describe geometric criteria for deciding when two saddle connections are  $\hat{\text{H}}$ omologous and describe the structure of the complement  $S \setminus (\gamma_1 \cup \gamma_2)$ . The key result in this section is proposition 3.

In the case of a translation surface  $S$  it is obvious that two saddle connections  $\gamma_1, \gamma_2$  are homologous if and only if  $S \setminus (\gamma_1 \cup \gamma_2)$  is disconnected (provided  $S \setminus \gamma_1$  and  $S \setminus \gamma_2$  are connected). It is less obvious to check whether saddle connections  $\gamma_1, \gamma_2$  on a flat surface  $S$  with nontrivial linear holonomy are  $\hat{\text{H}}$ omologous or not. In particular, a pair of closed saddle connections might be homologous in the usual sense, but not  $\hat{\text{H}}$ omologous; a pair of closed saddle connections might be  $\hat{\text{H}}$ omologous even if one of them represents a loop homologous to zero, and the other does not; finally, a saddle connection joining a pair of *distinct* singularities might be  $\hat{\text{H}}$ omologous to a saddle connection joining a singularity to itself. The flat torus described in the introduction gives an example of these phenomena (see example 1 and figure 1).

We start this section with several lemmas establishing some restrictions on the orders of singularities of a flat surface with boundary. By convention we consider only those flat structures which have linear holonomy in  $\{Id, -Id\}$ . Throughout this paper we assume that the boundary components of any flat surface with boundary are made up of parallel saddle connections, unless otherwise noted. We also assume that a sufficiently small collar neighborhood of any boundary component is a topological annulus (or, in the other words, that the natural compactification of  $S \setminus \partial S$  coincides with  $S$ ).

**Lemma 2.1.** *If a flat surface  $S_j$  with boundary has trivial linear holonomy, then the sum of the orders of the boundary singularities along each boundary component is even:*

$$k_{j_{i,1}} + \cdots + k_{j_{i,p(i)}} \equiv 0 \pmod{2}$$

*Proof.* Take a loop following the  $i$ -th boundary component

$$\{\rightarrow \gamma_{j_{i,1}} \rightarrow \cdots \rightarrow \gamma_{j_{i,p(i)}} \rightarrow\}$$

at a sufficiently small constant distance. Recall that by definition 2 of the order of a boundary singularity, the angle between the saddle connection  $\gamma_{j_{i,l}}$  and the saddle connection  $\gamma_{j_{i,l+1}}$  at the boundary singularity  $\gamma_{j_{i,l}} \rightarrow \gamma_{j_{i,l+1}}$  equals  $(k_{j_{i,l}} + 1)\pi$ . Thus, the linear holonomy around the loop is trivial if and only if the total sum of the angles  $k_{j_{i,1}}\pi + \cdots + k_{j_{i,p(i)}}\pi$  is an integer multiple of  $2\pi$ , or, equivalently, if and only if the sum  $k_{j_{i,1}} + \cdots + k_{j_{i,p(i)}}$  of the orders of the boundary singularities is even.  $\square$

**Lemma 2.2.** *Let  $d_{j_l}, k_{j_{i,l}}$  denote the orders of correspondingly interior singularities and boundary singularities of a flat surface with boundary  $S_j$ . Then*

$$2r(S_j) - 4 \leq \sum d_{j_l} + \sum k_{j_{i,l}} \equiv 2r(S_j) \pmod{4},$$

where  $r(S_j)$  is the number of boundary components, the first sum is taken over all interior singularities and the second sum is taken over all boundary singularities.

*Proof.* Consider one more copy of the surface  $S_j$  taken with the opposite orientation. We can naturally identify these two copies along the common boundary. It follows

from our assumptions on  $S_j$  that the resulting surface  $S$  is a nonsingular oriented closed flat surface without boundary. In other words, the closed flat surface  $S$  corresponds to a meromorphic quadratic differential on a Riemann surface.

Each interior singularity of  $S_j$  of order  $d_{j_l}$  produces two distinct singularities of  $S$  of order  $d_i$ . Each boundary singularity of  $S_j$  of order  $k_{j_{i,l}}$  gives rise to an interior singularity of  $S$  of order  $2k_{j_{i,l}}$ . The surface  $S$  has genus  $\hat{g} = 2g + r(S_j) - 1$ . Now recall that for any quadratic differential on a closed Riemann surface  $S$  of genus  $\hat{g}$  the sum of orders of singularities equals  $4\hat{g} - 4$ . Hence,

$$2\left(\sum_{\substack{\text{interior} \\ \text{singularities} \\ \text{of } S_j}} d_l + \sum_{\substack{\text{boundary} \\ \text{singularities} \\ \text{of } S_j}} k_{j_{i,l}}\right) = 4\hat{g} - 4 = 4(2g + r(S_j) - 1) - 4 = 8(g - 1) + 4r(S_j)$$

which implies the desired relation.  $\square$

**Lemma 2.3.** *The sum  $D_i + 2 = k_{i,1} + \dots + k_{i,p(i)}$  of orders of boundary singularities along some boundary component  $\mathcal{B}_i$  of a flat surface  $S$  is equal to zero if and only if a sufficiently narrow collar neighborhood of  $\mathcal{B}_i$  in  $S$  is isometric to a flat cylinder.*

*When  $S$  has trivial linear holonomy and the sum  $D_i + 2$  of orders of boundary singularities along a boundary component  $\mathcal{B}_i$  is strictly positive, then  $D_i \geq 0$ .*

*Proof.* By definition 2 the order  $k_{i,l}$  of any boundary singularity is nonnegative. Thus,  $D_i + 2$  is equal to zero if and only if the orders of all boundary singularities along the boundary component  $\mathcal{B}_i$  are equal to zero, which implies the first part of the statement.

The second statement is an obvious corollary of the first one combined with lemma 2.1.  $\square$

**Lemma 2.4.** *Let  $\beta$  denote the total boundary of a translation surface defined by a holomorphic 1-form  $\omega$ . Then*

1.  $\int_{\beta} \omega = 0$ .
2.  $\beta$  cannot consist of a single saddle connection.
3. If  $\beta$  is composed of exactly two saddle connections  $\gamma_1, \gamma_2$  then  $\gamma_1, \gamma_2$  are parallel and have equal length. Moreover, the oriented surface obtained by isometric identification of  $\gamma_1$  and  $\gamma_2$  is a translation surface (i.e. it is a closed flat surface with trivial linear holonomy).

*Proof.* Note that the canonical orientation of the surface induces a canonical orientation of the boundary  $\beta$ . Thus, the first statement is an immediate consequence of Stokes formula. The second statement follows from the first since the holonomy  $\int_{\gamma} \omega$  along a saddle connection  $\gamma$  cannot be 0.

For the third let  $\beta = \gamma_1 - \gamma_2$ . Then  $\int_{\gamma_1} \omega = \int_{\gamma_2} \omega$ . This implies that  $\gamma_1, \gamma_2$  are parallel, have equal length and that their directions defined by the chosen orientations are compatible with linear holonomy. We can isometrically identify  $\gamma_1$  either with  $\gamma_2$  or with  $-\gamma_2$ . However, the second identification produces a nonorientable surface, so  $\gamma_1$  must be identified with  $\gamma_2$  which implies that the resulting surface is a translation surface.  $\square$

Let  $S$  be a flat surface with boundary; let  $\gamma_1, \gamma_2$  be a pair of parallel saddle connections  $\gamma_1, \gamma_2$  of equal length at the boundary of  $S$ . By convention, throughout this paper we always identify  $\gamma_1$  and  $\gamma_2$  in such way that the resulting flat surface is orientable.

Suppose that, moreover,  $S$  has trivial linear holonomy.

**Definition 4.** We say that  $\gamma_1$  and  $\gamma_2$  are identified by a *translation* if the resulting flat surface has trivial linear holonomy; otherwise we say that  $\gamma_1$  and  $\gamma_2$  are identified by a *flip*.

**Lemma 2.5.** *Assume that a flat surface  $S$  with nontrivial linear holonomy is divided by a pair of parallel saddle connections  $\gamma_1, \gamma_2$  into two connected components  $S_1, S_2$ . Then at least one of the components must have nontrivial linear holonomy.*

*Proof.* If one of the  $\gamma_1, \gamma_2$  is a closed curve homologous to zero, say  $\gamma_1$ , then  $\gamma_2$  lies in one of the two components of the complement  $S \setminus \gamma_1$ . Then, the boundary of the other component, say,  $S_1$  consists solely of  $\gamma_1, \partial S_1 = \gamma_1$ . By property 2 of lemma 2.4 the component  $S_1$  has nontrivial linear holonomy.

Therefore, we may assume that  $\gamma_1$  and  $\gamma_2$  are not homologous to zero so they are homologous to each other. Choosing appropriate orientations of  $\gamma_1$  and  $\gamma_2$  we get

$$\partial S_1 = \gamma_1 - \gamma_2 \quad \partial S_2 = -\gamma_1 + \gamma_2$$

where the orientations of  $S_1, S_2$  are induced from the canonical orientation of  $S$ . If both  $S_1$  and  $S_2$  have trivial linear holonomy we can choose the defining holomorphic 1-forms  $\omega_1, \omega_2$  on  $S_1$  and  $S_2$  in such way that

$$\int_{\gamma_1} \omega_1 = \int_{\gamma_1} \omega_2 = \int_{\gamma_2} \omega_1 = \int_{\gamma_2} \omega_2.$$

The latter relations imply the compatibility of  $\omega_1$  and  $\omega_2$  on  $S$ . Thus, the flat structure on  $S$  can be defined by a holomorphic 1-form  $\omega$  such that  $\omega|_{S_1} = \omega_1, \omega|_{S_2} = \omega_2$ , and  $S$  has trivial linear holonomy contrary to the initial assumption.  $\square$

**Lemma 2.6.** *Any two homologous saddle connections  $\gamma_1, \gamma_2$  on a flat surface  $S$  are parallel. When both relations  $[\gamma'_1] = -[\gamma''_1]$  and  $[\gamma'_2] = -[\gamma''_2]$  are simultaneously valid or simultaneously not valid the saddle connections  $\gamma_1, \gamma_2$  have the same length,  $|\gamma_1| = |\gamma_2|$ . When one of the relations, say,  $[\gamma'_1] = -[\gamma''_1]$ , is valid while the other one is not,  $[\gamma'_2] \neq -[\gamma''_2]$ , the lengths differ by the factor of two,  $|\gamma_1| = 2|\gamma_2|$ .*

*Proof.* The proof is a straightforward corollary of definition 1 and the fact that the length of a saddle connection  $\delta$  on the translation surface  $\hat{S}$  is defined as  $|\delta| = |\int_{\delta} \omega|$  and its direction is defined by the argument of  $\int_{\delta} \omega$ .  $\square$

**Lemma 2.7.** *Let  $\gamma$  be a saddle connection on a flat surface  $S$  having nontrivial linear holonomy. The following properties are equivalent*

- (a)  $[\gamma'] = -[\gamma'']$  in  $H_1(\hat{S}, \hat{P}; \mathbb{Z})$ ;
- (b)  $\hat{S} \setminus (\gamma' \cup \gamma'')$  contains two connected components;
- (c)  $[\gamma] = 0$  in  $H_1(S, P; \mathbb{Z})$ .

*Proof.* (a) $\Rightarrow$ (c). Consider the map  $p_* : H_1(\hat{S}, \hat{P}; \mathbb{Z}) \rightarrow H_1(S, P; \mathbb{Z})$  induced by the covering  $p$ . By definition of  $\gamma', \gamma''$  we have  $[\gamma] = p_*[\gamma'] = p_*[\gamma'']$ . Thus, when  $[\gamma'] = -[\gamma'']$  we get  $[\gamma] = -[\gamma]$ , so  $[\gamma] = 0$ .

(c) $\Rightarrow$ (b). Since  $[\gamma] = 0$ ,  $S \setminus \gamma$  contains two connected components  $S_1, S_2$ , such that  $\partial S_1 = \gamma, \partial S_2 = -\gamma$ . By property 2 of lemma 2.4 both  $S_1$  and  $S_2$  have nontrivial linear holonomy, which implies that both  $\hat{S}_1 = p^{-1}(S_1), \hat{S}_2 = p^{-1}(S_2)$ , are connected. Thus,  $\hat{S} \setminus (\gamma' \cup \gamma'') = \hat{S}_1 \sqcup \hat{S}_2$  contains two connected components.

(b) $\Rightarrow$ (a). Since  $\gamma'$  and  $\gamma''$  are symmetric, the two connected components  $\hat{S}', \hat{S}'$  of  $\hat{S} \setminus (\gamma' \cup \gamma'')$  are also symmetric with respect to the involution. This restricts the possible situations to the following three (up to an interchange of the superscripts of  $\hat{S}'_1, \hat{S}''_1$  if necessary):

- either  $\partial\hat{S}'$  is composed of two copies of  $\gamma'$  and  $\partial\hat{S}''$  from two copies of  $\gamma''$ ;
- or  $\partial\hat{S}' = \gamma' - \gamma''$  and  $\partial\hat{S}'' = \gamma'' - \gamma'$ ;
- or  $\partial\hat{S}' = \gamma' + \gamma''$  and  $\partial\hat{S}'' = -\gamma'' - \gamma'$ .

The first situation implies that  $\hat{S}$  contains two connected components which contradicts the assumptions that  $S$  has nontrivial linear holonomy. Hence, the first situation is excluded. The second situation implies that isometrically identifying the boundary components  $\gamma'$  and  $\gamma''$  of  $S'$  we obtain a flat surface isometric to  $S$ . By property 3 of lemma 2.4 this again implies that  $S$  has trivial linear holonomy which contradicts the assumptions. This case is also excluded. In the only remaining case we have  $\partial\hat{S}' = \gamma' + \gamma''$  which implies  $[\gamma'] = -[\gamma'']$ .  $\square$

The next proposition is the key to the proofs of theorems 1 and 2. We do not assume that the saddle connections in the proposition below are parallel.

**Proposition 3.** *Two saddle connections  $\gamma_1, \gamma_2$  on a flat surface  $S$  are  $\hat{\text{homologous}}$  if and only if they have no interior intersections and one of the following holds*

- (1) *The union  $\gamma_1 \cup \gamma_2$  does not separate the surface  $S$  and the complement  $S \setminus \{\gamma_1 \cup \gamma_2\}$  has trivial linear holonomy. (In this case  $|\gamma_1| = |\gamma_2|$ ; all combinations: loop — loop, loop — segment, segment — segment are possible.)*
- (2) *The union  $\gamma_1 \cup \gamma_2$  separates  $S$ ; neither  $\gamma_1$  nor  $\gamma_2$  by itself separates; the complement  $S \setminus \{\gamma_1 \cup \gamma_2\}$  has two connected components, one of them has trivial linear holonomy, the other — nontrivial. (In this case  $|\gamma_1| = |\gamma_2|$ ; the saddle connections are either two segments or two loops.)*
- (3) *One of  $\gamma_1, \gamma_2$ , say,  $\gamma_1$  separates  $S$ , the other one does not; the complement  $S \setminus \{\gamma_1 \cup \gamma_2\}$  has two connected components, one of them has trivial linear holonomy, the other one, whose boundary is  $\gamma_1$ , has nontrivial holonomy. (In this case  $|\gamma_1| = 2|\gamma_2|$ ; the separating saddle connection  $\gamma_1$  is a loop,  $\gamma_2$  might be a segment or a loop.)*
- (4) *Both  $\gamma_1$  and  $\gamma_2$  separate  $S$ ; the complement  $S \setminus \{\gamma_1 \cup \gamma_2\}$  has three connected components; two of which have nontrivial linear holonomy, while the remaining one, whose boundary is  $\gamma_1 \cup \gamma_2$ , has trivial linear holonomy. (In this case  $|\gamma_1| = |\gamma_2|$ ; both  $\gamma_1$  and  $\gamma_2$  are loops.)*

*Proof.* According to lemma 2.6  $\hat{\text{homologous}}$  saddle connections are parallel. If two  $\hat{\text{homologous}}$  saddle connections  $\gamma_1$  and  $\gamma_2$  have a common point, this point is an endpoint for both  $\gamma_1$  and  $\gamma_2$ . Thus, from now on we can assume that  $\gamma_1, \gamma_2$  have no interior intersections.

Two saddle connections  $\gamma_1, \gamma_2$  without interior intersections subdivide a flat surface  $S$  in one of the following ways:

- (i) The union  $\gamma_1 \cup \gamma_2$  does not separate the surface  $S$ .
- (ii) The union  $\gamma_1 \cup \gamma_2$  separates  $S$ ; neither  $\gamma_1$  nor  $\gamma_2$  by itself separates.
- (iii) One of  $\gamma_1, \gamma_2$ , say,  $\gamma_1$  separates  $S$ , the other one does not.
- (iv) Both  $\gamma_1$  and  $\gamma_2$  separate  $S$ .

For each of these cases we prove that the additional assumption that  $\gamma_1$  and  $\gamma_2$  are  $\hat{\text{homologous}}$  is equivalent to the corresponding additional assumptions (1)–(4) on



triviality of linear holonomy of the corresponding components. In each case we use lemmas 2.6 and 2.7 to determine the corresponding relation between the lengths  $|\gamma_1|$  and  $|\gamma_2|$ . We combine this information with lemma 2.7 (when appropriate) to prove that one of  $\gamma_1, \gamma_2$  (or both  $\gamma_1$  and  $\gamma_2$ ) is a closed cycle. The proof of realizability of combinations loop — loop, loop — segment, segment — segment indicated in proposition 3 is left to the reader as an exercise. Note that example 1 already proves realizability of combinations loop—segment in (1) and loop—loop in (2). The remaining combinations can be found in sections 5 and 6.

Let  $X \subseteq S$  be a subset of  $S$ . By  $\hat{X}$  we denote the preimage  $\hat{X} = p^{-1}(X)$ . Let  $S_j$  be a connected component of  $S \setminus (\gamma_1 \cup \gamma_2)$ . We use the following obvious criterion:  $S_j$  has nontrivial linear holonomy if and only if the preimage  $\hat{S}_j$  is connected. Now let us pass to consideration of cases (i)–(iv).

(i) In this case  $S \setminus (\gamma_1 \cup \gamma_2)$  is connected; denote it by  $S_1$ . Neither of  $\gamma_1, \gamma_2$  is homologous to zero, so  $[\hat{\gamma}_1] = [\gamma'_1] - [\gamma''_1]$ , and  $[\hat{\gamma}_2] = [\gamma'_2] - [\gamma''_2]$  (see lemma 2.7). By lemma 2.6 when such  $\gamma_1$  and  $\gamma_2$  are homologous, we have  $|\gamma_1| = |\gamma_2|$ .

If the saddle connections  $\gamma_1$  and  $\gamma_2$  are  $\hat{\gamma}$  homologous then the cycle  $[\gamma'_1] - [\gamma''_1]$  is homologous (in the usual sense) to one of the  $\pm([\gamma'_2] - [\gamma''_2])$  which means that  $\hat{S}_1 = \hat{S} \setminus (\gamma'_1 \cup \gamma''_1 \cup \gamma'_2 \cup \gamma''_2)$  is not connected. Hence, by the above criterion  $S_1$  has trivial linear holonomy.

Suppose now that  $S_1 = S \setminus (\gamma_1 \cup \gamma_2)$  has trivial linear holonomy. Then  $\hat{S}_1$  has two connected components  $\hat{S}'_1$  and  $\hat{S}''_1$ . Note, that the flat surface  $S$  has nontrivial linear holonomy. Hence, it follows from property 3 in lemma 2.4 that both  $S \setminus \gamma_1$  and  $S \setminus \gamma_2$  have nontrivial linear holonomy. This implies that there exist a pair of loops  $\rho_1, \rho_2$  on  $S$  such that  $\rho_i$  and  $\gamma_i$  have single transversal intersection,  $i = 1, 2$ ; such that  $\rho_1 \cap \gamma_2 = \emptyset, \rho_2 \cap \gamma_1 = \emptyset$ ; and such that holonomy along each  $\rho_i, i = 1, 2$ , is nontrivial. Interchanging the superscripts of  $\hat{S}'_1, \hat{S}''_1$  if necessary, we may assume that  $\gamma'_1$  is on the boundary of  $\hat{S}'_1$ . Since  $\rho_1$  has nontrivial linear holonomy, the lift  $\rho'_1 \subset \hat{S}'_1$  of  $\rho$  starting at  $\gamma'_1$  is not closed and hence it ends on  $-\gamma''_1$ . This implies that both  $\gamma'_1$  and  $-\gamma''_1$  belong to the boundary of  $\hat{S}'_1$ . Since  $S_1 = S \setminus (\gamma_1 \cup \gamma_2)$  is connected, at least one of both  $\pm\gamma'_2$  and  $\pm\gamma''_2$  belongs to the boundary of  $\hat{S}'_1$ . Applying the same argument as above and using the obvious symmetry between  $\hat{S}'_1$  and  $\hat{S}''_1$  we conclude that under an appropriate choice of orientations of  $\gamma_1$  and  $\gamma_2$  one has

$$\partial \hat{S}'_1 = \gamma'_1 - \gamma''_1 - \gamma'_2 + \gamma''_2$$

which is equivalent to

$$[\gamma'_1] - [\gamma''_1] = [\gamma'_2] - [\gamma''_2]$$

and hence,  $\gamma_1$  and  $\gamma_2$  are  $\hat{\gamma}$  homologous.

(ii) In this case  $\gamma_1$  and  $\gamma_2$  are homologous in the usual sense, and not homologous to zero; the complement  $S \setminus \{\gamma_1 \cup \gamma_2\}$  has two connected components  $S_1, S_2$ . This implies that either both of  $\gamma_1$  and  $\gamma_2$  are segments, or both are closed cycles. Since neither of  $\gamma_1, \gamma_2$  is homologous to zero, lemma 2.7 claims that  $[\gamma'_i] \neq -[\gamma''_i]$  for  $i = 1, 2$ . Thus, if such  $\gamma_1, \gamma_2$  are  $\hat{\gamma}$  homologous we get  $|\gamma_1| = |\gamma_2|$  by lemma 2.6.

By lemma 2.5 at least one of two components, say,  $S_1$  has nontrivial linear holonomy. Under an appropriate choice of orientations of  $\gamma_1, \gamma_2$  we have  $\partial S_1 = \gamma_1 - \gamma_2$ , which implies

$$\partial \hat{S}_1 = (\gamma'_1 + \gamma''_1) - (\gamma'_2 + \gamma''_2).$$



Since  $[\gamma'_i] \neq -[\gamma''_i]$ , for  $i = 1, 2$ , the condition that  $\gamma_1$  and  $\gamma_2$  are  $\hat{\text{homologous}}$  is equivalent to one of the relations  $([\gamma'_1] - [\gamma''_1]) = \pm([\gamma'_2] - [\gamma''_2])$ . Together with the above equation on  $\partial\hat{S}_1$  it is equivalent to one of the following systems

$$\begin{cases} [\gamma'_1] = [\gamma'_2] \\ [\gamma''_1] = [\gamma''_2] \end{cases} \quad \begin{cases} [\gamma'_1] = [\gamma''_2] \\ [\gamma''_1] = [\gamma'_2] \end{cases}$$

The systems might be identified by interchange of superscripts of, say,  $\gamma'_2$  and  $\gamma''_2$ , thus we can consider just the first one.

Since by the second property of lemma 2.4 neither of  $[\gamma'_i], [\gamma''_i]$ ,  $i = 1, 2$ , is homologous to zero, the latter system is valid if and only if cutting  $\partial\hat{S}$  by any of two pairs  $[\gamma'_1], [\gamma'_2]$  or  $[\gamma''_1], [\gamma''_2]$  of saddle connections we get two connected components. Since  $\hat{S}_1$  is connected the latter is true if and only if  $\hat{S}_2$  contains two connected components. By the criterion formulated above this is true if and only if  $S_2$  has trivial linear holonomy. The equivalence is proved.

(iii) In this case  $\gamma_1$  is a closed cycle homologous to zero, while  $\gamma_2$  is not homologous to zero. This implies that the complement  $S \setminus \{\gamma_1 \cup \gamma_2\}$  has two connected components  $S_1, S_2$ . Combining lemma 2.7 with lemma 2.6 we see that if such  $\gamma_1$  and  $\gamma_2$  are  $\hat{\text{homologous}}$ , we have  $|\gamma_1| = 2|\gamma_2|$ .

Choose the orientation of  $\gamma_1$  and enumeration of the components in such way that

$$\partial S_1 = \gamma_1 \quad \partial S_2 = -\gamma_1 + \gamma_2 - \gamma_2$$

Then

$$\partial\hat{S}_1 = \gamma'_1 + \gamma''_1 \quad \partial\hat{S}_2 = -\gamma'_1 - \gamma''_1 + \gamma'_2 - \gamma'_2 + \gamma''_2 - \gamma''_2$$

Note that  $S_1$  has nontrivial linear holonomy (see property 2 of lemma 2.4) so  $\hat{S}_1$  is connected. If  $\gamma_1$  and  $\gamma_2$  are  $\hat{\text{homologous}}$ , then  $[\gamma'_1] = \pm([\gamma'_2] - [\gamma''_2])$ . This implies that  $\hat{S} \setminus (\gamma'_1 \cup \gamma'_2 \cup \gamma''_2)$  contains at least two connected components. Since  $\hat{S} \setminus (\gamma'_1 \cup \gamma'_2 \cup \gamma''_2) = \hat{S}_1 \cup \gamma''_1 \cup \hat{S}_2$  where  $\hat{S}_1$  is connected and  $\gamma''_1$  connects  $\hat{S}_1$  and  $\hat{S}_2$ , this implies that  $\hat{S}_2$  is not be connected. Hence  $S_2$  has trivial linear holonomy.

Conversely, consider the connected component of  $S \setminus \gamma_1$  containing  $\gamma_2$ ; denote it by  $\tilde{S}_2$ . Property 2 of lemma 2.4 implies that  $\tilde{S}_2$  has nontrivial linear holonomy. Note that  $S_2 = \tilde{S}_2 \setminus \gamma_2$ . Thus, when  $S_2$  has trivial linear holonomy, there exist a closed path  $\rho$  on  $\tilde{S}_2$  transversally intersecting  $\gamma_2$  such that holonomy along  $\rho$  is nontrivial. Since  $S_2$  has trivial linear holonomy,  $\tilde{S}_2$  has two connected components  $\hat{S}'_2, \hat{S}''_2$ . Changing if necessary the superscripts of  $\hat{S}'_2, \hat{S}''_2$  we may assume that  $\gamma'_2$  is on the boundary of  $\hat{S}'_2$ . Since the holonomy along  $\rho$  is nontrivial, following the lift of  $\rho$  which starts at  $\gamma'_2$  and goes inside  $\hat{S}'_2$  the path  $\rho$  ends at  $-\gamma''_2$ , which shows that  $\gamma'_2$  and  $-\gamma''_2$  make part of the boundary of the same component  $\hat{S}'_2$ . Taking into consideration the symmetry between components  $\hat{S}'_2, \hat{S}''_2$  and choosing an appropriate orientation of  $\gamma_1$  we get

$$\partial\hat{S}'_2 = -\gamma'_1 + \gamma'_2 - \gamma''_2 \quad \partial\hat{S}''_2 = -\gamma''_1 - \gamma'_2 + \gamma''_2$$

which implies that  $\gamma_1$  and  $\gamma_2$  are  $\hat{\text{homologous}}$ .

(iv) In this case the complement  $S \setminus \{\gamma_1 \cup \gamma_2\}$  has three connected components. Both  $\gamma_1$  and  $\gamma_2$  are homologous to zero, so they are represented by closed cycles. This also implies that  $[\hat{\gamma}_i] = \gamma'_i$ ,  $i = 1, 2$ . If such  $\gamma_1$  and  $\gamma_2$  are  $\hat{\text{homologous}}$ , we have  $|\gamma_1| = |\gamma_2|$  (see lemma 2.6).

Denote the connected components of  $S \setminus (\gamma_1 \cup \gamma_2)$  in such way that under an appropriate choice of orientations of  $\gamma_1, \gamma_2$  one gets

$$\partial S_1 = \gamma_1 \quad \partial S_2 = -\gamma_2 \quad \partial S_3 = -\gamma_1 + \gamma_2$$

By property 2 of lemma 2.4 the components  $S_1$  and  $S_2$  have nontrivial linear holonomy, so  $\hat{S}_1$  and  $\hat{S}_2$  are connected. We get

$$\partial \hat{S}_1 = \gamma'_1 + \gamma''_1 \quad \partial \hat{S}_2 = -\gamma'_2 - \gamma''_2 \quad \partial \hat{S}_3 = -\gamma'_1 - \gamma''_1 + \gamma'_2 + \gamma''_2$$

If  $\gamma_1$  and  $\gamma_2$  are homologous then  $[\gamma'_1] = \pm[\gamma'_2]$  which implies that cutting  $\hat{S}$  by  $\gamma'_1, \gamma'_2$  we get two connected components, which means that  $\hat{S}_3$  is not connected and hence  $S_3$  has trivial linear holonomy.

Conversely, if  $S_3$  has trivial linear holonomy then  $\hat{S}_3$  contains two connected components  $\hat{S}'_3, \hat{S}''_3$  which (under appropriate enumeration) have boundaries

$$\partial \hat{S}'_3 = -\gamma'_1 + \gamma'_2 \quad \partial \hat{S}''_3 = -\gamma''_1 + \gamma''_2$$

which implies that  $\gamma_1$  and  $\gamma_2$  are homologous. Proposition 3 is proved.  $\square$

Theorem 1 follows from proposition 3.

*Proof of theorem 1.* Cutting  $S$  by  $\gamma_1, \gamma_2$  we get one of the decompositions (i)–(iv). According to proposition 3, the additional assumptions (1)–(4) on the triviality of the linear holonomy of the corresponding component are necessary and sufficient conditions for  $\gamma_1, \gamma_2$  to be homologous. It remains to note that in each of the cases (1)–(4) there is a unique component with trivial linear holonomy.  $\square$

The following criterion is analogous to the corresponding statement in [EMZ]. It is proved in appendix A, where the notion of a measure on each stratum is discussed.

**Proposition 4.** *For almost every flat surface in any stratum, two saddle connections are parallel if and only if they are homologous.*

### 3. GRAPH OF CONNECTED COMPONENTS

In this section we give the proof that every graph is given by the list in theorem 2. Denote by  $\dot{S}$  the surface  $S$  punctured at the singularities. Any closed loop  $\rho$  on  $\dot{S}$  can be homotoped to have a finite number of transverse intersections with the saddle connections from the collection  $\gamma = \{\gamma_1 \dots \gamma_n\}$ . It naturally induces a path  $\rho_*$  on the graph  $\Gamma(S, \gamma)$  by recording the surfaces  $S_j$  intersected by  $\rho$ . It is easy to see that paths  $\rho \sim \rho'$  homotopic on the punctured surface  $\dot{S}$  define paths  $\rho_* \sim \rho'_*$  homotopic on the graph. Mark a point  $x \in \dot{S} \setminus \{\gamma_i\}$ ; let  $v(x)$  be the corresponding vertex of the graph  $\Gamma(S, \gamma)$ . We get a natural homomorphism  $\pi_1(\dot{S}, x) \rightarrow \pi_1(\Gamma(S, \gamma), v(x))$ .

Any finite connected graph can be retracted by a deformation to a bouquet of circles (possibly to a point). We can choose the retraction in such way that  $v(x)$  retracts to the base point of the bouquet of circles. We can consider the bouquet of circles  $B$  as a graph obtained from the graph  $\Gamma(S, \gamma)$  by identifying some subtree of  $\Gamma(S, \gamma)$  to a single vertex of  $B$ . Thus, some edges of  $\Gamma(S, \gamma)$  remain nondegenerate under the retraction, and some edges collapse to a point.

Now we can prove the lemma which is the main technical tool in the proof of theorem 2.

**Lemma 3.1.** *Let  $\alpha \subset \Gamma(S, \gamma)$  be a closed path on  $\Gamma(S, \gamma)$  realized as a subgraph of  $\Gamma(S, \gamma)$ . If under some retraction of  $\Gamma(S, \gamma)$  to a bouquet of circles,  $\alpha$  retracts to one of the circles, then there exists a closed path  $\rho$  on the punctured surface  $\dot{S}$  such that  $\rho_* = \alpha$  and the linear holonomy along  $\rho$  is nontrivial.*

*Proof.* We suppose that a retraction of  $\Gamma(S, \gamma)$  to a bouquet of circles is fixed. We start with consideration of the general case, when the bouquet of circles contains at least two circles.

Let  $\gamma_1$  and  $\gamma_2$  be a pair of edges of  $\Gamma(S, \gamma)$ , which remain nondegenerate under retraction, such that  $\gamma_1 \in \alpha$  and  $\gamma_2 \notin \alpha$  (since the bouquet contains at least two circles, such  $\gamma_2$  exists). Cutting  $\Gamma(S, \gamma)$  by these edges we get a connected graph. Equivalently, cutting the surface  $S$  by a pair of homologous saddle connections  $\gamma_1, \gamma_2$  we get a connected surface  $S_{(1,2)} = S \setminus (\gamma_1 \cup \gamma_2)$  which, by proposition 3, has trivial linear holonomy. By construction  $\partial S_{(1,2)} = \gamma_1 \cup -\gamma_1 \cup \gamma_2 \cup -\gamma_2$ . Gluing back the boundary components  $\gamma_1$  and  $-\gamma_1$  of  $S_{(1,2)}$  we get a surface  $S_{(2)} = S \setminus \gamma_2$  which has nontrivial linear holonomy by lemma 2.4. Thus, the boundary components  $\gamma_1$  and  $-\gamma_1$  of the translation surface  $S_{(1,2)} = S \setminus (\gamma_1 \cup \gamma_2)$  are identified by a flip (see definition 4 in the previous section).

Consider any path  $\rho$  in  $S$  such that  $\rho_* = \alpha$  and such that  $\rho$  has unique transversal intersection with  $\gamma_1$ . By construction  $\rho$  it gives a nonclosed connected path  $\rho'$  on  $S_{(1,2)}$  joining a pair of points on  $P_+ \in \gamma_1$  and  $P_- \in -\gamma_1$  corresponding to the same point  $P \in \gamma_1$  on  $S$  upon gluing of  $\gamma_1$  with  $-\gamma_1$ . Since  $\gamma_1$  and  $-\gamma_1$  are identified by a flip, we see that the linear holonomy along  $\rho$  is nontrivial.

It remains to consider the case, when the bouquet of circles corresponding to the graph  $\Gamma(S, \gamma)$  has a single circle. It follows from proposition 3 that the graph cannot be just a single loop composed of “+”-vertices of valence two and of “cylinder vertices” of valence two. Thus, either  $\Gamma(S, \gamma)$  is a loop composed of vertices of valence two with some “-”-vertices, or there is at least one nontrivial subtree with a vertex on the base loop.

In the first case choose any path  $\rho'$  on  $S$  such that  $\rho'_* = \alpha$ . If the linear holonomy along the path  $\rho'$  is nontrivial, we choose  $\rho := \rho'$  and the lemma is proved. If the holonomy is trivial, we can compose  $\rho'$  with a closed path  $\rho''$ , such that  $\rho''$  is contained entirely inside some  $S_j^-$ , and such that the linear holonomy along  $\rho''$  is nontrivial. Since  $\rho'' \subset S_j^-$  the projection  $\rho''_*$  is a trivial path. Thus,  $(\rho' \cdot \rho'')_* = \rho'_* = \alpha$ , and by construction the linear holonomy along  $(\rho' \cdot \rho'')$  is nontrivial. The required path  $\rho$  is given by  $\rho' \cdot \rho''$ .

In the second case the subtree necessarily has a vertex  $S_j$  of valence one, which by Lemma 2.4 is a “-”-vertex. Denote by  $\gamma_1$  the edge adjacent to this vertex of valence one; we denote by the same symbol  $\gamma_1$  the corresponding saddle connection in  $S$ . Consider any path  $\rho'$  on  $S$  such that  $\rho'_* = \alpha$ . If  $\alpha \subset \Gamma(S, \gamma)$  passes through  $S_j^-$ , we apply the same construction as in the previous case. If  $\alpha$  does not pass through  $S_j^-$  then  $\gamma_1 \cap \alpha = \emptyset$ , and any path  $\rho \in S$  such that  $\rho_* = \alpha$  has trivial intersection with the saddle connection  $\gamma_1$ . Choose some edge  $\gamma_2 \in \alpha$  which is nondegenerate under retraction. Cutting  $S$  by the pair of homologous saddle connections  $\gamma_1, \gamma_2$  we get two connected components: a connected surface  $S_{(1,2)}$  and a surface  $S_j^-$  (corresponding to the vertex of valence one). The closed path  $\rho$  on  $S$  becomes a nonclosed connected path on  $S_{(1,2)}$  joining the boundary components  $\gamma_2'$  and  $\gamma_2''$ . By proposition 3 the surface  $S_{(1,2)}$  has trivial linear holonomy. By construction  $\partial S_{(1,2)} = \gamma_1 \cup \gamma_2 \cup -\gamma_2$ . Glue back the boundary components  $\gamma_2$  and  $-\gamma_2$  of  $S_{(1,2)}$ .

We get a surface  $S_{(1)}$  which coincides with one of the two components of the initial surface  $S$  cut by a single saddle connection  $\gamma_1$ . Since  $\partial S_{(1)} = \gamma_1$ , by lemma 2.4 the surface  $S_{(1)}$  has nontrivial linear holonomy. Thus, the boundary components  $\gamma_2$  and  $-\gamma_2$  of the *translation* surface  $S_{(1,2)}$  were identified by a flip which implies that the linear holonomy along  $\rho$  is nontrivial.  $\square$

**Lemma 3.2.** *Consider a connected subgraph  $\Upsilon$  of the initial graph  $\Gamma(S, \gamma)$ . If  $\Upsilon$  has a vertex labelled with “−” or if it is not a tree, the surface with boundary  $S_\Upsilon$  corresponding to this subgraph has nontrivial linear holonomy.*

*Proof.* If the subgraph has some vertex labelled with “−”, the corresponding surface  $S_j^-$  has a closed path with nontrivial linear holonomy. The bigger surface  $S_\Upsilon$  has the same path, so it also has nontrivial linear holonomy. If the subgraph is not a tree, then it has a loop which is not homotopically trivial. By Lemma 3.1 there is a closed path  $\rho$  on  $S_\Upsilon$  corresponding to this loop such that  $\rho$  has nontrivial linear holonomy.  $\square$

*Proof of theorem 2. (Necessity).* First we note that a cylinder has trivial linear holonomy, so by lemma 2.4 a “o”-vertex cannot have valence 1.

If the valence of a “o”-vertex is two, then each of the two boundary components of the corresponding cylinder represents a single saddle connection. Hence, two “o”-vertices of valence two cannot have a common edge, otherwise the pair of corresponding cylinders would be identified along a boundary component of each which would result in a longer cylinder contradicting the assumption that each cylinder is maximal.

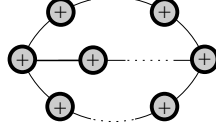
Now note that the bouquet of circles to which the graph  $\Gamma(S, \gamma)$  is retracted contains at most two circles. Otherwise there would be edges  $\gamma_1$  and  $\gamma_2$  such that  $\Gamma(S, \gamma) \setminus (\gamma_1 \cup \gamma_2)$  would be connected but not simply connected. Thus, according to lemma 3.2 the surface  $S_{(1,2)} = S \setminus (\gamma_1 \cup \gamma_2)$  would have nontrivial linear holonomy, which contradicts proposition 3.

**Two loops.** Suppose that the bouquet of circles contains exactly two circles. Cut them by some edges  $\gamma_1$  and  $\gamma_2$  which correspond to different circles of the bouquet. By proposition 3 the resulting surface has trivial linear holonomy. Lemma 3.2 implies that the surface and therefore the graph does not have any “−”-vertices, in particular, no vertices of valence 1. Since the Euler characteristic of  $S^1 \vee S^1$  equals to  $-1$  we get

$$\begin{aligned} -1 &= \chi(S^1 \vee S^1) = \chi(\Gamma(S, \gamma)) = -\frac{1}{2} \cdot (\text{number of vertices of valence 3}) - \\ &-\frac{2}{2} \cdot (\text{number of vertices of valence 4}) - \frac{3}{2} \cdot (\text{number of vertices of valence 5}) - \dots \end{aligned}$$

which means that either  $\Gamma(S, \gamma)$  has two vertices of valence 3 while all the other vertices have valence 2, or  $\Gamma(S, \gamma)$  has a single vertex of valence 4 while all the other vertices have valence 2. All graphs of this type except one are in the list of theorem 2, see types d and e. The type which we have to rule out is schematically presented at figure 8.

We prove by contradiction that this graph is not realizable as  $\Gamma(S, \gamma)$ . Let  $S_n^+$  be a vertex of valence three; let  $\gamma_1, \gamma_2, \gamma_3$  be the edges adjacent to it. Cutting  $\Gamma(S, \gamma)$  by any pair of distinct edges  $\gamma_i, \gamma_j$ ,  $i = 1, 2, 3$ , we still get a connected graph. This means that no pair of homologous saddle connections  $\gamma_i \cup \gamma_j$ ,  $i = 1, 2, 3$ , separates

FIGURE 8. A graph of this type is not realizable as  $\Gamma(S, \gamma)$ .

$S$ . Hence, by proposition 3 the lengths  $|\gamma_i|$ ,  $i = 1, 2, 3$  are equal and all  $\gamma_i$  are parallel.

Let  $\omega$  be the holomorphic 1-form representing the translation structure on  $S_n^+$ . Under an appropriate choice of orientations of  $\gamma_1, \gamma_2, \gamma_3$  we get  $\partial S_n^+ = \gamma_1 \cup \gamma_2 \cup \gamma_3$ , and hence  $\int_{\gamma_1} \omega + \int_{\gamma_2} \omega + \int_{\gamma_3} \omega = 0$ . On the other hand the fact that all the lengths  $|\gamma_i|$ ,  $i = 1, 2, 3$  are equal and all  $\gamma_i$  are parallel implies that  $\int_{\gamma_1} \omega = \pm \int_{\gamma_2} \omega = \pm \int_{\gamma_3} \omega$ . These two relations are incompatible, which is a contradiction.

**One loop.** If  $\Gamma(S, \gamma)$  is a loop of vertices of valence two then by proposition 3 it has at least one “-”-vertex  $S_i^-$ . Let  $\gamma_1$  and  $\gamma_2$  be the edges of  $\Gamma(S, \gamma)$  adjacent to  $S_i^-$ . The complement  $S \setminus (\gamma_1 \cup \gamma_2)$  has two connected components:  $S_i^-$  and  $S \setminus S_i^-$ . Since  $S_i^-$  has nontrivial linear holonomy, by proposition 3 the flat surface  $S \setminus S_i^-$  has trivial linear holonomy. It follows now from Lemma 3.2 that  $S \setminus S_i^-$  is a chain of “+”-vertices of valence two and of “o”-vertices of valence two. Thus, in this case the graph  $\Gamma(S, \gamma)$  is of the type b, see theorem 2 and figure 3.

If the graph has a nontrivial subtree attached to the base loop then any such subtree necessarily has a vertex of valence one, which by lemma 2.4 is a “-”-vertex. Let us show that  $\Gamma(S, \gamma)$  can have only one “-”-vertex of valence one. Suppose that there are two vertices  $S_i^-$  and  $S_j^-$  of valence one; denote by  $\gamma_1$  and  $\gamma_2$  the edges of  $\Gamma(S, \gamma)$  adjacent to these vertices. Cutting  $S$  by  $\gamma_1$  and  $\gamma_2$  we obtain three connected components:  $S_i^-$ ,  $S_j^-$  and  $S_{(1,2)} := S \setminus (S_i^- \cup S_j^-)$ . Since the first two surfaces have nontrivial linear holonomy, it follows from proposition 3 that  $S_{(1,2)}$  has trivial linear holonomy. But by assumption the graph  $\Upsilon$  corresponding to  $S_{(1,2)}$  has a nontrivial loop, so by Lemma 3.1 the flat surface  $S_{(1,2)}$  has nontrivial linear homology, which is a contradiction.

Thus, the graph has the structure of a union of a circle with a segment attached to a circle. The graph has single vertex of valence three, a single vertex of valence one and arbitrary number of vertices of valence two. Choosing an appropriate pair of edges  $\gamma_1, \gamma_2$  and combining proposition 3 with Lemma 3.1 and Lemma 3.2 we see that the only “-”-vertex of the graph is the vertex of valence one located at the free end of the segment. This is the graph of the type c in the list of graphs in theorem 2.

**A tree.** In this case  $\Gamma(S, \gamma)$  has at least two vertices of valence one which are therefore of “-”-type. Let  $\gamma_1$  and  $\gamma_2$  be the edges of  $\Gamma(S, \gamma)$  adjacent to this pair of vertices  $S_i^-$ ,  $S_j^-$ . Cutting the surface  $S$  by  $\gamma_1, \gamma_2$  we get three connected components  $S_i^-$ ,  $S_j^-$ , and  $S \setminus (S_i^- \cup S_j^-)$ . By proposition 3 the component  $S \setminus (S_i^- \cup S_j^-)$  has trivial linear holonomy. Thus, by Lemma 3.2 it does not have any “-”-vertices. Since  $\Gamma(S, \gamma)$  is a tree it means that  $\Gamma(S, \gamma)$  is a chain of “+”-vertices of valence

two bounded at the ends by a pair of “−”-vertices of valence one. This is the graph  $\Gamma$  from theorem 2 (see also figure 3).

Two “o”-vertices of valence two cannot be neighbors. It remains to prove that a “o”-vertex of valence 3 cannot be joined by a separating edge to a “o”-vertex of valence 2. If that were the case then on one boundary component of the cylinder there would be a marked point. If this boundary component were joined to a “o”-vertex of valence 2 it would produce a “fake singularity” on  $S$ .

We have proved that all graphs must be of the type in theorem 2. The fact that the weights are as described follows from the next lemma.

**Lemma 3.3.** *The type of the graph  $\Gamma(\mathcal{C})$  uniquely determines the distribution of unsigned weights 1 and 2 on the edges of the graph; the corresponding weights are presented in Figure 3.*

*Proof.* For every vertex representing a component with trivial linear holonomy we can choose signs for the weights 1 and 2 on the edges adjacent to the vertex. The sum of these signed weights is zero. This immediately implies that the globally defined unsigned weights on both edges adjacent to a valence two “+”-vertex or to a valence two “o”-vertex are the same. This in turn implies that all the weights on the graphs of types a) and b) coincide, and hence are marked by 1.

The remaining graphs do not have “−”-vertices. The edges of any vertex of valence three are weighted by 1, 1 and 2. This implies that the weights of the graphs of types c) and d) are as in figure 3.

Let  $\gamma_1, \gamma_2$  be a pair of edges adjacent to a valence four vertex, and belonging to two different loops. The surface cut along these saddle connections is connected. By proposition 3,  $|\gamma_1| = |\gamma_2|$ , and hence the corresponding edges have the same weight. Since all the edges in a chain of “+”-vertices or “o”-vertices of valence 2 have the same weight, we see that all edges of a graph of type e) are weighted by 1.  $\square$

This completes the proof of the necessity part of theorem 2.  $\square$

#### 4. PARITIES OF BOUNDARY SINGULARITIES

In this section we prove the necessity part of theorem 3 which says that for any decomposition of a flat surface  $S$  as in theorem 2 every connected component  $S_j$  has one of the boundary types presented in figure 6.

theorem 2 and figure 3 give the types of graphs  $\Gamma$ ; figure 5 gives the list of all abstract local ribbon graphs of valences from one to four. Basically, what remains to check is that for any “+”-vertex  $v$  of  $\Gamma$  an embedding  $\mathbb{G}_v \hookrightarrow \Gamma$  of the local ribbon graph  $\mathbb{G}_v$  into the graph  $\Gamma$  uniquely determines the parities of the boundary singularities, and that these parities are exactly as in figure 6.

**Signs of the weights.** Given a collection  $\gamma$  of  $\hat{\gamma}$  homologous saddle connections  $\gamma_1, \dots, \gamma_n$  on a flat surface  $S$  we have assigned weights 1 and 2 to saddle connections  $\gamma_i$  (see the paragraph preceding theorem 2 for the definition of the weights and figure 3 for the distribution of the weights in  $\Gamma$ ). If a connected component  $S_j$  of  $S \setminus \gamma$  has trivial linear holonomy (i.e. if it is represented by a “+” or by a “o”-vertex of  $\Gamma$ ) we may assign signs  $\pm$  to the weights of the saddle connections on the boundary of  $S_j$ . The canonical orientation of  $S_j$  induces the canonical orientation

of the boundary  $\partial S_j$ . Let  $\omega$  be a holomorphic 1-form representing the flat structure on  $S_j$  normalized so that

$$\int_{\gamma_i} \omega = \text{weight of } \gamma_i,$$

for some saddle connection  $\gamma_i$  on the boundary of  $S_j$ . Then for the other saddle connections on  $\partial S_j$  we get  $\int_{\gamma_{i'}} \omega = \pm 1$  or  $\int_{\gamma_{i'}} \omega = \pm 2$  (see also the tables in section 5.1).

There is an ambiguity in the choice of signs: we may simultaneously change the signs of all weights to the opposite ones. This corresponds to choosing  $-\omega$  instead of  $\omega$ .

**Lemma 4.1.** *Consider two consecutive saddle connections  $\gamma_{j,i,l} \rightarrow \gamma_{j,i,l+1}$  on the same boundary component  $\mathcal{B}_i$  of  $\partial S_j$ . The parity of the corresponding boundary singularity is even if the weights of  $\gamma_{j,i,l}$  and  $\gamma_{j,i,l+1}$  have the same signs, and odd if the weights of  $\gamma_{j,i,l}$  and  $\gamma_{j,i,l+1}$  have opposite signs.*

*Proof.* The holomorphic 1-form  $\omega$  chosen above defines an oriented horizontal foliation on  $S_j$ : the kernel foliation of  $\text{Im}(\omega)$ . The above normalization of  $\omega$  implies that any saddle connection at the boundary  $\partial S_j$  is horizontal. The weight of a saddle connection  $\gamma_{j,i,l}$  on the boundary of  $S_j$  is positive if the orientation of  $\gamma_{j,i,l}$  induced from the orientation of the boundary matches the orientation of the foliation and negative if it does not.

The cone angle between two incoming or two outgoing separatrix rays (in the sense of the orientation of the foliation) is an even multiple of  $\pi$  and the cone angle between an incoming and an outgoing separatrix ray (in the sense of the orientation of the foliation) is an odd multiple of  $\pi$ . The statement of the lemma now follows from definition 2 of the order of a boundary singularity.  $\square$

Consider now a particular case when  $S_j$  is represented by a vertex  $v_j$  of valence four of the graph  $\Gamma(S, \gamma)$ . Four edges of  $\Gamma_{v_j}$  are distributed into two pairs: each pair bounds one of the two loops of the graph  $\Gamma(S, \gamma)$ , see figure 3.

**Lemma 4.2.** *The weights of saddle connections on the boundary of a component  $S_j$  represented by a vertex of valence four have same signs if they bound the same loop in  $\Gamma(S, \gamma)$  and opposite signs otherwise.*

*Proof.* From lemma 3.3 we know that the absolute values of weights of all edges of  $\Gamma_{v_j}$  for a vertex  $v_j$  of valence four are equal to one (see also figure 3). Hence, it follows from Stokes theorem that we have two edges of weight  $+1$  and two edges of weight  $-1$  in  $\Gamma_{v_j}$ . We want to show that the weights of a pair of edges of  $\Gamma_{v_j}$  bounding the same loop in  $\Gamma$  have the same signs.

Let  $\gamma_1, \gamma_2 \in \Gamma_{v_j}$  bound *different* loops in  $\Gamma$ . Cutting  $S$  by  $\gamma_1, \gamma_2$  we get a connected flat surface  $S_{12}$ . Using the same notation as in the proof of proposition 3 we get

$$\partial S_{12} = \gamma'_1 \cup -\gamma''_1 \cup \gamma'_2 \cup -\gamma''_2$$

By theorem 1 the surface  $S_{12}$  has trivial linear holonomy. Hence, we can extend the form  $\omega$  to  $S_{12}$  which enables us to assign signs to the weights of saddle connections  $\gamma'_1, \gamma''_1, \gamma'_2, \gamma''_2$  on the boundary  $\partial S_{12}$  of  $S_{12}$ .

The last statement of lemma 2.4 implies that gluing the initial closed surface  $S$  from  $S_{12}$  the boundary component  $\gamma'_1$  is glued to  $-\gamma''_1$  by a flip (see definition 4 in



section 2). Similarly  $\gamma'_2$  is glued to  $-\gamma''_2$  by a flip. Hence, the weights of  $\gamma'_1$  and of  $\gamma''_1$  have the same signs, and the weights of  $\gamma'_2$  and of  $\gamma''_2$  have the same signs.

This completes the proof of the lemma in the case when the corresponding loop contains no vertices at all. An induction on the number of vertices in the loop completes the proof in general case.  $\square$

**Lemma 4.3.** *For any “+”-vertex or “o”-vertex  $v$  of the graph  $\Gamma(S, \gamma)$  the type of the graph uniquely determines the distribution of signed weights  $\pm 1$  and  $\pm 2$  on the edges of  $\Gamma_v$  (up to simultaneous interchange of all signes to the opposite ones).*

*Proof.* By Stokes theorem the sum of weights of all saddle connections of  $\Gamma_v$  is equal to zero. Taking into consideration lemma 3.3 (see also figure 3) this implies that when the vertex  $v$  has valence 2, the weights of the edges of  $\Gamma_v$  are  $+1, -1$ ; when  $v$  has valence 3, the weights are  $+1, +1, -2$ ; when  $v$  has valence 4, the weights are  $+1, +1, -1, -1$ . Moreover, according to lemma 4.2 the weights of edges of  $\Gamma_v$  which bound the same loop in  $\Gamma(S, \gamma)$  coincide.  $\square$

Now we are ready to prove the following proposition, which corresponds to the necessity part of theorem 3. (The sufficiency part of theorem 3 immediately follows from theorem 4 proved in the next section).

**Proposition 5.** *For any decomposition of a flat surface  $S$  as in theorem 2 every connected component  $S_j$  has one of the boundary types presented in figure 6.*

*Proof.* The necessity part of theorem 2 proved in section 3 claims that the graph  $\Gamma(S, \gamma)$  of the decomposition has one of the types presented in figure 3. Note that for “+” and “-”-vertices, figure 6 describes *all* possible embeddings of abstract local ribbon graphs  $\mathbb{G}_v$  that are given in figure 5 into graphs  $\Gamma$  as in figure 3. We use dotted lines to indicate the pairs of edges bounding cycles in the graphs in figure 6; dotted lines are not indicated in symmetric situations. Since there are no restrictions on the parities of boundary singularities of “-”-vertices this completes the proof for “-”-vertices.

Any “o”-vertex  $S_j^{comp}$  corresponds to a flat cylinder. Hence, it has exactly two distinct boundary components. The boundary singularities on each of the components correspond to marked points, so the order of any boundary singularity of a “o”-vertex is zero. By lemma 4.1 this implies that all edges of  $\Gamma_{v_j}$  which correspond to the same boundary component of the cylinder  $S_j$  have weights of the same sign. Taking into consideration lemma 4.3 these two conditions restrict the possible structures of an embedded local ribbon graph  $\mathbb{G}_v \hookrightarrow \Gamma(S, \gamma)$  for “o”-vertices to structures o2.2, o3.2 and o4.2 in figure 6.

By lemma 4.3 for any “+”-vertex of  $\Gamma(S, \gamma)$  we know the signed weights of the edges of  $\Gamma_v$  (up to simultaneous interchange of all signs to the opposite ones). For “+”-vertices of valence two and three this distribution follows immediately from figure 3 and from Stokes theorem; for “+”-vertices of valence four this distribution is described by lemma 4.2. Hence, using lemma 4.1 we can determine the parities of all boundary singularities for any embedded local ribbon graph  $\mathbb{G}_v \hookrightarrow \Gamma$ . It remains to check that for all possible embeddings listed in figure 6 the parities are the ones listed. This is an easy exercise.  $\square$

**Corollary 1.** *Given any abstract graph  $\Gamma$  as in theorem 2 (see figure 3), any “+” or “-”-vertex  $v_j$  of  $\Gamma$ , any choice of the structure of a local ribbon graph  $\mathbb{G}_{v_j}$  on  $\Gamma_{v_j}$  and any embedding  $\mathbb{G}_{v_j} \hookrightarrow \Gamma$ , one can find a flat surface  $S$  and a collection*



$\gamma$  of homologous saddle connections on it such that  $\Gamma(S, \gamma) = \Gamma$  and such that the boundary type of the component  $S_j$  is represented by the chosen embedded ribbon graph. Moreover, if  $v_j$  is represented by a “+”-vertex of  $\Gamma$ , then the parities of boundary singularities of  $S_j$  are completely determined by the choice of the embedded ribbon graph.

Conversely, given an abstract graph  $\Gamma$  as in theorem 2 (see figure 3), a “+”-vertex  $v_j$  of  $\Gamma$ , an abstract local ribbon graph  $\mathbb{G}_{v_j}$ , and a choice of the parities of boundary singularities as given in figure 6 there is a unique way (up to a symmetry of the ribbon graph  $\mathbb{G}_{v_j}$ ) to embed the local ribbon graph with marked parities into the graph  $\Gamma$ . This unique way is expressed by the dotted lines in figure 6.

*Proof.* For “+” and “-”-vertices  $v_j$  all possible embeddings of local ribbon graphs as in figure 5 into the graphs  $\Gamma$  as in figure 3 are represented in figure 6. Thus, the first statement follows from theorem 3. The second statement immediately follows from theorem 3 combined with lemmas 4.1 and 4.3.  $\square$

## 5. NEIGHBORHOOD OF THE PRINCIPAL BOUNDARY: LOCAL CONSTRUCTIONS

In this section and in the next one we construct surfaces with boundaries representing all boundary types listed in figure 6. We first prove the key proposition below. Combining it with some elementary extra arguments we prove theorem 4 (and, hence, the missing realizability parts of theorems 2 and 3).

**Proposition 6.** *Consider any configuration  $\mathcal{C}$  as in definition 3, and any vertex  $v_j$  of the graph  $\Gamma(\mathcal{C})$ . Let  $S'_j$  be any flat surface from the component  $\mathcal{Q}(\alpha'_j)$  (or  $\mathcal{H}(\beta'_j)$ ) of the principal boundary stratum  $\mathcal{Q}(\alpha')$  (or  $\mathcal{H}(\beta')$ ) corresponding to  $v_j$ . Choose any sufficiently small value of a complex parameter  $\delta$  (depending on  $S'_j$ ).*

*Applying to  $S'_j$  an appropriate basic surgery (depending on  $\delta$ ) as described below one gets a surface  $S_j$  with boundary, such that the boundary type of  $S_j$  and the collections of interior singularities and of boundary singularities of  $S_j$  are represented by the local ribbon graph  $\mathbb{G}_{v_j}$  and by the corresponding structures  $\{d_l\}_j, \{k_{i,l}\}_j$  of the configuration  $\mathcal{C}$ .*

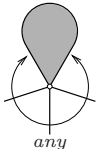
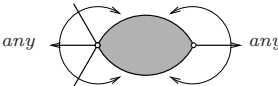
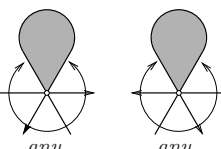
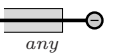
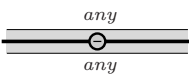
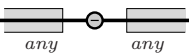
Recall that the principal boundary stratum corresponding to a “+”-vertex is of type  $\mathcal{H}(\beta'_j)$ ; the principal boundary stratum corresponding to a “-”-vertex is of type  $\mathcal{Q}(\alpha'_j)$ . The singularity data  $\beta'_j, \alpha'_j$  are defined by equations (6) and (7) correspondingly. Unlike the initial singularity data  $\alpha$  the collections  $\beta'_j$  and  $\alpha'_j$  might contain entries “0” representing marked points of the surface  $S'_j$ .

Though the principal boundary stratum corresponding to a “o”-vertex is empty, proposition 6 is not meaningless (though very simple) even for such vertices. We leave the construction of surfaces  $S_j$  with boundary realizing each of o2.2, o3.2, o4.2-boundary types to the reader as an elementary exercise.

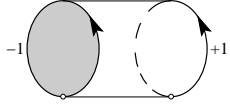
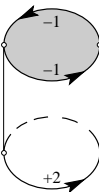
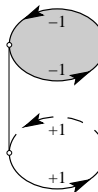
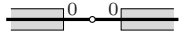
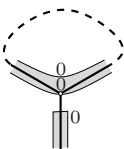
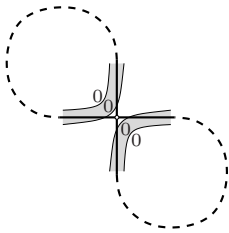
We split proposition 6 into a collection of propositions 7, 8 and 9. To avoid excessive repetitions we abbreviate the statements of the corresponding propositions; they should be read as the statement of proposition 6 applied to vertices of specified types.

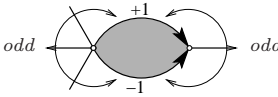
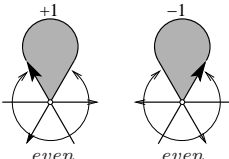
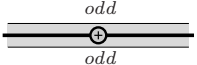

Part of the surgeries (namely, “breaking up a zero by a local construction” and a “parallelogram construction”) are taken from the paper [EMZ]. For the sake of completeness we present their outline in the current paper. For more details we address the reader to the original paper [EMZ].

**5.1. Surfaces with boundary versus local ribbon graphs.** Figure 6, theorem 3 and proposition 6 are formulated in terms of local ribbon graphs. By definition they correspond to flat surfaces with boundary. The tables below explicitly describe this correspondence.

-1.1	-2.1	-2.2
		
		

$\circ 2.2$	$\circ 3.2$	$\circ 4.2$
		
		

+2.1	+2.2
	
	

+3.1	+3.2a	+3.2b	+3.3
+4.1a	+4.1b	+4.2a	+4.2b
+4.2c	+4.3a	+4.3b	+4.4

By convention we orient the boundary of a surface as follows. Choose an orthogonal frame  $(\vec{n}, \vec{\tau})$  equivalent to a canonical frame in such way that  $\vec{n}$  is the external normal, and  $\vec{\tau}$  is a vector tangent to the boundary. The vector  $\vec{\tau}$  defines the orientation of the boundary (see figure 4).

In those pictures above, which represent surfaces with boundary (and not the ribbon graphs), the shadowed regions represent small holes inside a flat surface. The same remark concerns figures 10–16.

Our convention on orientation implies that the boundaries of the small holes are oriented *clockwise*. The same convention implies that the edges of the graphs  $G_v$  are oriented *counterclockwise*.

Choosing a line element in the tangent space to some point of a flat surface one can transport this line element to the tangent space at any other point. The resulting distribution defines a foliation. For the surfaces with boundary under consideration the foliation can be chosen parallel to all boundary saddle connections.

When the flat surface has trivial linear holonomy, the corresponding foliation is orientable. The arrows on the saddle connections in the pictures above represent the orientation of the foliation and *not* the canonical orientation of the saddle connections induced from the canonical orientation of the boundary. We also use this convention for figures 9–14.

**5.2. Local constructions.** We reserve the word “degree” for the zeroes of *Abelian* differentials. A zero of degree  $l$  has cone angle  $\pi(2l+2)$ . We reserve the word “order” for the zeroes of *quadratic* differentials. A zero of order  $m$  has cone angle  $\pi(m+2)$ . Recall that a boundary singularity of order  $k$  has cone angle  $\pi(k+1)$ .

We distinguish two kinds of surgeries. The surgeries of the first type are purely local: they do not change the flat metric on  $S'_j$  outside a small neighborhood of one or two points on  $S'_j$ . The surgeries of the second type depend on a nonlocal construction. In the remaining part of this section we describe local surgeries.

**Proposition 7.** *Every surface with boundary type +2.1, +3.1, +4.1a, +4.1b, +4.2a is realizable by a local construction.*

We use the indexation of the boundary types as in figure 6 and in remark 2 in section 1.3.

*Proof.* The principle boundary stratum corresponding to a vertex  $v_j$  of a “+”-type has type  $\mathcal{H}(\beta'_j)$ . The singularity data  $\beta'_j$  is given by equation (6), namely

$$\beta'_j = \{d_1/2, \dots, d_{s(j)}/2, D_1/2, \dots, D_{r(j)}/2\},$$

where  $d_1, \dots, d_{s(j)}$  are the orders of interior singularities, and  $D_1, \dots, D_{r(j)}$  are expressed in terms of the orders of boundary singularities by formula (5). Conditions 4 and 5 in definition 3 of a configuration guarantee that all the entries of  $\beta'_j$  are nonnegative integer numbers, and that the total sum of these numbers is even. According to [MS2] this implies that the stratum  $\mathcal{H}(\beta'_j)$  is nonempty.

Consider any surface  $S'_j$  in  $\mathcal{H}(\beta'_j)$ . Denote the length of the shortest saddle connection on  $S'_j$  by  $4\varepsilon$ . We shall apply a surgery to  $S'_j$ , which would continuously depend on a small complex parameter considered as a vector  $\vec{v}$  in  $\mathbb{R}^2 \simeq \mathbb{C}$ . It is convenient to change slightly the notations and to denote by  $\delta$  the *norm* of  $\vec{v}$ . We always assume that  $\delta < \varepsilon$ . Our surgery would not affect interior singularities of  $S'_j$ .

We provide all the details of the proof in the case of the boundary type +2.1 and we point out the differences in the other cases.

**Boundary type +2.1.** In this case the boundary has single component,  $r(j) = 1$ , and  $D_1 = k_{1,1} + k_{1,2} - 2$ , where  $k_{1,1}, k_{1,2}$  are the orders of the two boundary singularities of  $\mathbb{G}_{v_j}$ . Both  $k_{1,1}, k_{1,2}$  are odd positive integers, see figure 6.

Let  $P$  be the zero of  $S'_j$  of degree  $m$ , where  $m = D_1/2$ . We can represent  $m$  as the sum  $m = m' + m''$ , where  $m' = (k_{1,1} - 1)/2$  and  $m'' = (k_{1,2} - 1)/2$ . Consider a metric disc of radius  $\varepsilon$  centered at  $P$ . By the choice of  $\varepsilon$  the disc does not contain any other singularities and is isometrically embedded into  $S'_j$ . It can be glued from  $2(m+1)$  copies of standard metric half-discs of radius  $\varepsilon$ ; see the picture at the top of figure 9. Let  $\vec{v} \in \mathbb{R}^2$  be a vector of length  $\delta < \varepsilon$ . Following [EMZ] we may *break up* the zero  $P$  of degree  $m$  into a pair of zeroes of degrees  $m'$  and  $m''$  joined by a single saddle connection with affine holonomy  $\vec{v}$ .

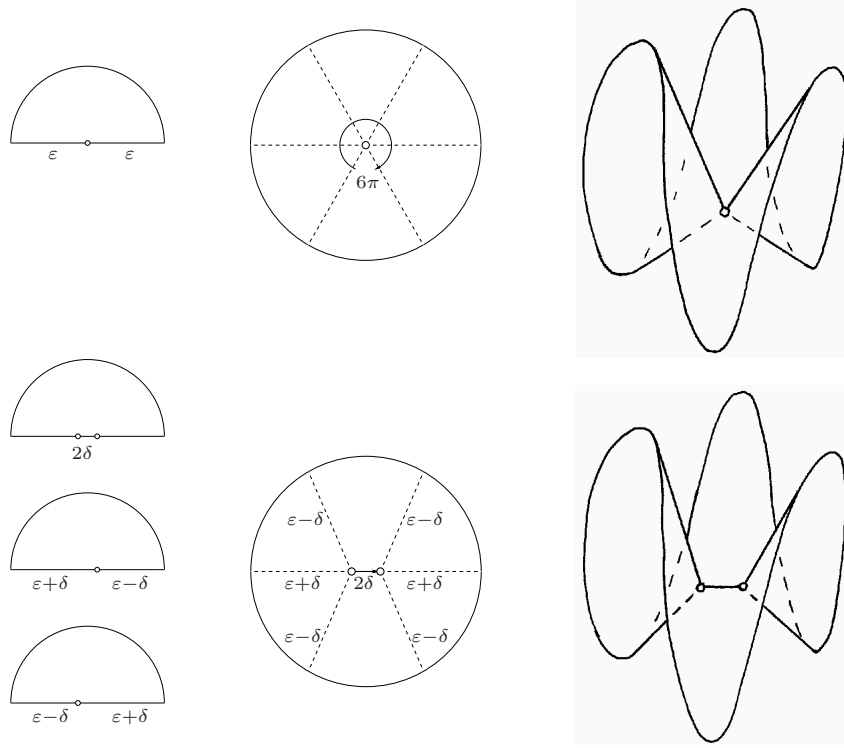


FIGURE 9. Breaking up a zero into two zeroes (after [EMZ])

We do this by changing the way of gluing the half-discs as indicated on the bottom picture of figure 9. As patterns we still use the standard metric half-discs, but move the marked points on their diameters. Two special half-discs have two marked points on the diameter at distance  $\delta$  from the center. Each of the remaining  $2m$  half-discs has a single marked point at distance  $\delta$  from the center. We alternate the half-discs with the marked point moved to the right and to the left of the center. The picture shows that all the lengths along identifications match; gluing the half-discs we obtain a topological disc with a flat metric. Now the flat metric has two cone-type singularities with cone angles  $2\pi(m' + 1)$  and  $2\pi(m'' + 1)$ . Here  $2m'$  and  $2m''$  are the numbers of half-discs with one marked point glued in between the distinguished pair of half-discs with two marked points.

The case when one of  $m', m''$  (or both of them) is equal to zero is not excluded, in this case the corresponding “newborn” singularity is just a marked point.

Note that a small annular neighborhood of the boundary of the initial disc is isometric to the corresponding annular neighborhood of the boundary of the deformed disc. Thus, we can glue the deformed disc back into the surface. Gluing back we can turn it by any angle  $\varphi$ , where  $0 \leq \varphi < 2\pi(m+1)$  in such way that the newborn saddle connection will have the prescribed affine holonomy  $\vec{v}$ .

Making a slit along the resulting saddle connection we get a surface  $S_j$  with boundary having prescribed boundary type +2.1, a pair of boundary singularities of prescribed orders  $k_{1,1}, k_{1,2}$ , and a collection of interior singularities of prescribed orders  $d_1, \dots, d_{s(j)}$  (see the corresponding entry in the table in section 5.1). We have completed the proof of proposition 7 for the boundary type +2.1.

**Boundary types +3.1 and +4.1a.** Boundary type +3.1 can be considered as a particular case of boundary type +4.1a. To see this compare the surfaces with boundary representing the corresponding ribbon graphs (see the appropriate entries in the table in section 5.1). Marking a point in the middle of the saddle connection labelled by “+2” on the boundary of the surface of type +3.1 we get a surface with boundary type +4.1a, where the boundary singularity joining the pair of edges labelled by “+1” has order 0.

Consider a local ribbon graph of type +4.1a, a collection  $\{2m_1, \dots, 2m_n\}$  of orders of interior singularities and a collection  $\{2a_1 + 1, 2a_2, 2a_3 + 1, 2a_4\}$  of orders of four boundary singularities (see figure 6 for their parities). The singularity data  $\beta'_j$  of the corresponding component  $\mathcal{H}(\beta'_j)$  of the principal boundary stratum has the form  $\beta' = \{m_1, \dots, m_n, a_1 + a_2 + a_3 + a_4\}$ , see equations (5) and (6).

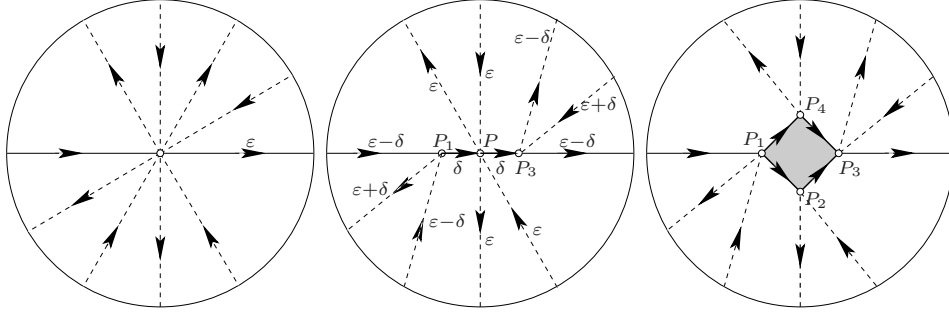


FIGURE 10. Breaking up a zero into three ones and performing a surgery we get a surface of type “+4.1a”

Choose an Abelian differential  $S'_j \in \mathcal{H}(\beta')$ . As before denote the length of the shortest saddle connection on  $S'_j$  by  $4\varepsilon$ . This time we split the distinguished zero  $P$  of degree  $a_1 + a_2 + a_3 + a_4$  into three zeroes  $P_1, P, P_3$  such that the zero  $P_1$  of degree  $a_1$  is joined to the zero  $P$  of degree  $a_2 + a_4$  by a saddle connection, and the zero  $P$  of degree  $a_2 + a_4$  is joined to the zero  $P_3$  of degree  $a_3$  by a saddle connection, see figure 10. The two saddle connections have the same holonomy vector  $\vec{v}$ . We assume as before that  $\|\vec{v}\| = \delta < \varepsilon$ . We then cut along both saddle connections and detach the zero  $P$  into two boundary singularities  $P_2, P_4$  of orders  $2a_2$  and  $2a_4$  correspondingly, getting a surface  $S_j$  with boundary of desired geometric combinatorial type (see the corresponding entry in the table in section 5.1).

**Boundary type +4.1b.** Consider a local ribbon graphs of type +4.1b and a corresponding collection  $\{2m_1, \dots, 2m_n\}$  of orders of interior singularities and a collection  $\{2a_1 + 1, 2a_2 + 1, 2a_3 + 1, 2a_4 + 1\}$  of orders of four boundary singularities.

The singularity data  $\beta'_j$  of the corresponding component  $\mathcal{H}(\beta'_j)$  of the principal boundary stratum has the form  $\beta' = \{m_1, \dots, m_n, a_1 + a_2 + a_3 + a_4 + 1\}$ , see equations (5) and (6).

Choose an Abelian differential  $S'_j \in \mathcal{H}(\beta'_j)$ ; let  $P$  be a zero of  $S'_j$  of degree  $(a_1 + a_2 + a_3 + a_4 + 1)$ . We split  $P$  into three zeroes  $P_1, P, P_3$  such that the zero  $P_1$  of degree  $a_1$  is joined to the zero  $P$  of degree  $a_2 + a_4 + 1$  by a saddle connection with a holonomy vector  $\vec{v}$  and the zero  $P_3$  of degree  $a_3$  is also joined to  $P$  by a saddle connection with the same holonomy vector  $\vec{v}$ , see figure 11. Note that the new saddle connections are oriented differently than in the previous case. We then cut along both saddle connections and detach the zero  $P$  into two boundary singularities  $P_2, P_4$  of orders  $2a_2 + 1$  and  $2a_4 + 1$  correspondingly.

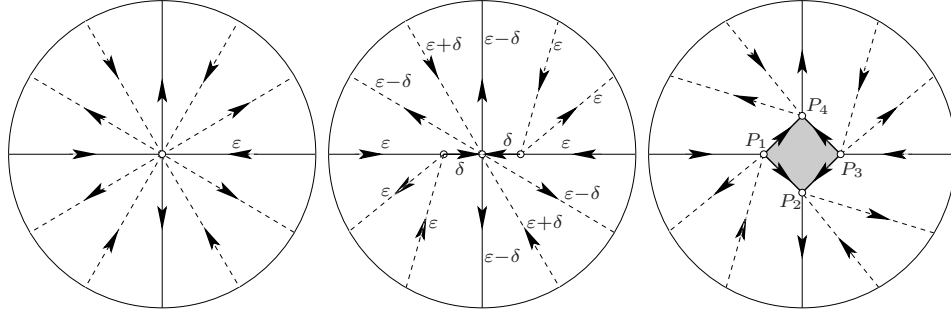


FIGURE 11. Breaking up a zero into three ones and performing a surgery we get a surface of type “+4.1b”

By construction the resulting surface  $S_j$  with boundary has the desired boundary type “+4.1b” (see the corresponding entry in the table in section 5.1), and collections of interior and boundary singularities of prescribed orders.

**Boundary type +4.2a.** Consider a local ribbon graphs of type +4.2a and corresponding collection  $\{2m_1, \dots, 2m_n\}$  of orders of interior singularities and collections  $\{2a' + 1, 2a'' + 1\}$ ,  $\{2b' + 1, 2b'' + 1\}$  of orders of two pairs of boundary singularities (see figure 6 for their parities). The singularity data  $\beta'_j$  of the corresponding component  $\mathcal{H}(\beta'_j)$  of the principal boundary stratum has the form  $\beta' = \{m_1, \dots, m_n, a' + a'', b' + b''\}$ , see equations (5) and (6).

Choose an Abelian differential  $S'_j \in \mathcal{H}(\beta'_j)$ ; let  $P_1$  be a zero of  $S'_j$  of degree  $a' + a''$ ; let  $P_2$  be a zero of degree  $b' + b''$ . As in the case +2.1 we break each of the distinguished zeroes  $P_1, P_2$  into a pair of zeroes of degrees  $a', a''$  and  $b', b''$  correspondingly. We apply the surgery in such way that each of the two corresponding pairs of zeroes is joined by a saddle connection with a holonomy vector  $\vec{v}$ . We then cut open the modified flat surface along the saddle connections. As a result we get a surface  $S_j$  with boundary of the desired boundary type “+4.2a” (see the corresponding entry in the table in section 5.1), and with collections of interior and boundary singularities of prescribed orders.

Proposition 7 is proved.  $\square$

## 6. NEIGHBORHOOD OF THE PRINCIPAL BOUNDARY: NONLOCAL CONSTRUCTIONS

Recall that a direction  $\pm v \in \mathbb{R}^2 \setminus \{0\}$  determines a corresponding line field on the flat surface and a foliation in direction  $v$ . The foliation is orientable if and only if  $S$  has trivial linear holonomy. Such an auxiliary direction  $v$  is an element of all our constructions. We are creating surfaces with boundary from closed flat surfaces; the direction  $v$  is the direction of parallel geodesic segments which form the boundary components.

An interior singularity  $P$  of order  $d$  has  $d + 2$  adjacent separatrix rays (or just separatrices) of the foliation in direction  $v$ . They divide a disc of small radius  $\varepsilon$  centered at  $P$  into  $d + 2$  sectors, each with cone angle  $\pi$  (see the top part of figure 9 which represents a singularity of order 4). When  $P$  is a regular point (a marked point) we still have two such adjacent sectors, each having cone angle  $\pi$ . When  $P$  is a simple pole, we have a single separatrix adjacent to  $P$ ; cutting an  $\varepsilon$ -neighborhood of  $P$  by this separatrix we get a single sector. When we speak about “sectors” adjacent to a singularity we always mean the sectors bounded by a pair of neighboring separatrices of the foliation in direction  $v$ .

When a flat surface has trivial linear holonomy, the foliation parallel to  $v$  is oriented by the choice of direction  $\vec{v}$ . The separatrix rays adjacent to any point  $P$  inherit the natural orientation: incoming and outgoing rays alternate with respect to the natural cyclic order on the collection of rays adjacent to  $P$ . The sectors adjacent to any singularity  $P$  are also naturally divided into two classes: the ones which are located to the right of the corresponding oriented separatrix rays and the ones which are located to the left. We shall refer to them as to the “right” and to the “left” sectors correspondingly.

In all nonlocal constructions we shall use a surgery along a smooth path without self-intersections joining a pair of singularities of a compact flat surface (sometimes joining a singularity to itself). This path  $\rho$  (two paths in some constructions) will be always chosen to be transverse to the direction  $v$  (and hence, transverse to the foliation in direction  $v$ ); in particular,  $\rho$  never passes through singularities. We shall often call such path a “transversal”.

The following theorem from [HM] gives us a key instrument for all nonlocal constructions:

**Theorem** (Hubbard—Masur). *Consider a closed flat surface  $S$  with nontrivial linear holonomy, a pair of points  $P_1, P_2$  on  $S$ , a direction  $\pm v \in \mathbb{R}^2 \setminus \{0\}$  and a pair of sectors  $\Sigma_i$  adjacent to the corresponding points  $P_i$ ,  $i = 1, 2$ .*

*For any such data there exist a transversal  $\rho$  with the endpoints at  $P_1$  and  $P_2$  which leaves  $P_1$  in  $\Sigma_1$  and arrives at  $P_2$  in  $\Sigma_2$ . The case when  $P_1$  and  $P_2$  coincide, or even when  $\Sigma_1$  and  $\Sigma_2$  coincide is not excluded.*

*If  $S$  has trivial linear holonomy the statement above is valid under additional assumption that one of the sectors is a “right” sector, and the other one is a “left” sector.*

**6.1. Parallelogram construction.** In this section we extend the “parallelogram construction” from [EMZ] to flat surfaces with nontrivial linear holonomy. For more details (including restrictions on the choice of parameter  $\delta$  in terms of the length  $4\varepsilon$  of the shortest saddle connection on  $S$ , and generalization of the “parallelogram construction” to piecewise-transverse paths) we address the reader to the original paper [EMZ] and to the forthcoming paper [B2].



Consider a transversal  $\rho$  as in the theorem above. In the construction below, we assume that if  $S$  has trivial linear holonomy, then  $P_1 \neq P_2$ . If  $S$  has nontrivial linear holonomy, then we allow  $P_1 = P_2$  unless  $P_1$  is a singularity of order  $-1$ . If  $P_1 = P_2$  we allow  $\Sigma_1 = \Sigma_2$ .

Fix the orientation of  $\rho$  from  $P_1$  to  $P_2$ . Since the path is smooth, it has well-defined tangent directions  $\vec{u}_1 = \dot{\rho}|_{P_1}$  and  $\vec{u}_2 = \dot{\rho}|_{P_2}$  at the endpoints. If the surface has trivial linear holonomy we assume that the frame  $\{\vec{u}_i, \vec{v}\}$  represents the canonical orientation (upon interchanging, if necessary, the ordering of  $P_1, P_2$ ).

For some interior point  $P \in \rho$  let  $\vec{u} = \dot{\rho}|_P$  be the vector tangent to  $\rho$ . Chose a vector  $\vec{v} \in T_P(S)$  at  $P$  parallel to  $v$  such that the frame  $\vec{u}, \vec{v}$  represents the canonical orientation of the surface. Perform a parallel transport of  $\vec{v}$  along  $\rho$  to all points of  $\rho$ .

For a sufficiently small  $\delta > 0$  and any positive  $s \leq \delta$  we can construct a *parallel shift*  $\rho_s$  of  $\rho$  in direction  $\vec{v}$  at the distance  $s$ . Suppose that  $\Sigma_1, \Sigma_2$  do not coincide nor are adjacent. Then for any  $0 \leq s_1 < s_2 \leq \delta$  the corresponding shifts  $\rho_{s_1}$  and  $\rho_{s_2}$  do not intersect and do not have self-intersections. If  $\Sigma_1$  and  $\Sigma_2$  coincide or are adjacent, the same is true upon an appropriate choice of orientation of  $\rho$ .

Let  $\gamma_i$  be a segment of the separatrix ray in direction  $\vec{v}$  at  $P_i$  of length  $\delta$ . Even when  $P_1 = P_2$  (in particular, when  $\Sigma_1 = \Sigma_2$ ) the segments  $\gamma_1 \neq \gamma_2$  are well-defined. The interior of the domain  $\Omega$  bounded by  $\rho, \rho', \gamma_1, \gamma_2$  is homeomorphic to an open disc and can be thought of as a “curvilinear parallelogram”, see figure 12.

Remove  $\Omega$  from  $S$  and identify  $\rho$  and  $\rho'$  by a parallel translation. When  $P_1 \neq P_2$ , as a result of this surgery we get a surface with two boundary components each with a single singular point, see figure 12. When  $P_1 = P_2$  we detach the resulting boundary singularity into two getting a surface with a single boundary component with two boundary singularities, see figure 16. We refer to this surgery as to the *parallelogram construction*.

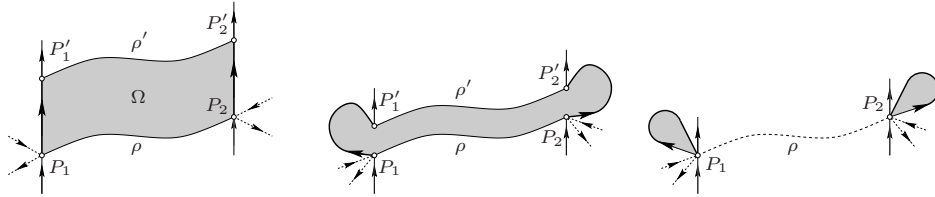


FIGURE 12. “Parallelogram construction”

If the parallelogram construction is applied to a pair of distinct points  $P_1 \neq P_2$ , let  $D_i$  be the order of the corresponding singularity  $P_i \in S$ ,  $i = 1, 2$ . In the case when  $P_1 = P_2$ , let  $\pi(a_1 + 1)$  be the angle between  $\gamma_1$  and  $\gamma_2$  counted in the positive direction, and let  $\pi(a_2 + 1)$  be the angle between  $\gamma_1$  and  $\gamma_2$  counted in the negative direction. By construction  $a_i \geq 0$ ,  $i = 1, 2$ . The order of the singularity  $P$  in this case is  $a_1 + a_2$ .

In this notation, the orders of the boundary singularities of a surface obtained by a parallelogram construction are equal to  $\{D_1 + 2\}, \{D_2 + 2\}$ , when  $P_1 \neq P_2$  and to  $\{a_1, a_2 + 2\}$  when  $P_1 = P_2$ . To see this, when  $P_1 \neq P_2$  it is sufficient to observe figure 12; in the remaining case it is sufficient to observe Figure 16.

**6.2. Nonlocal surgeries.** The remaining constructions are a combination of one of the local constructions described in the previous section with a parallelogram construction. The parameters  $\varepsilon, \delta$  are chosen as before.

**Proposition 8.** *Every surface of any of boundary types +2.2, +3.2a, +4.2b, +3.2b, +4.2c, +4.3a, +3.3, +4.3b, +4.4 is realizable by a combination of a local construction with a parallelogram construction.*

*Proof.* Applying the same arguments as in the beginning of the proof of proposition 7 we check that the singularity data  $\beta'$  defined by equation (6) from formal combinatorial data  $(\mathbb{G}_{v_j}, \{d_1, \dots, d_s\}, \{k_{1,1}, \dots, k_{r,p(r)}\})$  as in proposition 8 represents a nonempty stratum  $\mathcal{H}(\beta'_j)$ . Having a closed flat surface  $S'_j \in \mathcal{H}(\beta'_j)$  we now need to construct a surface  $S_j$  with boundary realizing the initial combinatorial data  $(\mathbb{G}_{v_j}, \{d_1, \dots, d_s\}, \{k_{1,1}, \dots, k_{r,p(r)}\})$ .

**Boundary type +2.2.** We begin with boundary type +2.2. All interior singularities  $\{2m_1, \dots, 2m_s\}$  have positive even orders; each of the two boundary components contains a single boundary singularity. The boundary singularities also have positive even orders  $2m', 2m''$  (see figure 6 and condition (4) of definition 3 of a configuration), so in this case  $\beta' = \{m_1, \dots, m_s, m' - 1, m'' - 1\}$ .

Choosing an Abelian differential  $S'_j \in \mathcal{H}(\beta')$  and performing the parallelogram construction at the zeroes of degrees  $m' - 1, m'' - 1$  (see figure 12) we get a flat surface  $S_j$  with boundary of type “+2.2” (see the corresponding entry in the table in section 5.1), having collections of interior and of boundary singularities of prescribed orders.

**Boundary types +3.2a and +4.2b.** Boundary type +3.2a can be considered as a particular case of +4.2b when one of the boundary singularities has order 0 (see the appropriate entries in the table in section 5.1).

Consider a ribbon graph of type +4.2b. Let  $\{2m_1, \dots, 2m_s\}$  be a collection of orders of interior singularities. According to figure 6 the orders of all boundary singularities are even for boundary type +4.2b; denote by  $2a_1, 2a_2 + 2$  the orders of boundary singularities corresponding to the first boundary component and by  $2a_3, 2a_4 + 2$  the orders of boundary singularities corresponding to the second component. By condition (4) of definition 3 of a configuration the numbers  $a_i$  are nonnegative integers for  $i = 1, \dots, 4$ . We get  $\beta' = \{m_1, \dots, m_s, a_1 + a_2, a_3 + a_4\}$ .

Choose a flat surface  $S'_j \in \mathcal{H}(\beta'_j)$ . Choose a pair of separatrices  $\gamma_1, \gamma_2$  in direction  $\vec{v}$  adjacent to the first zero. Choose  $\gamma_1$  to be an outgoing separatrix and  $\gamma_2$  to be incoming separatrix in such way that the angle from the separatrix ray  $\gamma_1$  to the separatrix ray  $\gamma_2$  in the clockwise direction is  $(2a_1 + 1)\pi$ . Let  $\Sigma_1$  be the sector adjacent to  $\gamma_1$  counterclockwise; let  $\Sigma_2$  be the sector adjacent to  $\gamma_2$  clockwise.

Similarly, choose a pair of separatrices  $\gamma_3, \gamma_4$  in direction  $\vec{v}$  adjacent to the zero of degree  $a_3 + a_4$  in such way that  $\gamma_3$  is outgoing,  $\gamma_4$  is incoming; the counterclockwise angle from  $\gamma_3$  to  $\gamma_4$  is  $(2a_3 + 1)\pi$ . Let  $\Sigma_3$  be the sector adjacent to  $\gamma_3$  clockwise; let  $\Sigma_4$  be the sector adjacent to  $\gamma_4$  counterclockwise.

Join  $\Sigma_3$  to  $\Sigma_1$  by a transversal  $\rho_1$ ; join  $\Sigma_2$  to  $\Sigma_4$  by a transversal  $\rho_2$ . If  $\rho_1$  intersects  $\rho_2$  we can resolve the intersections to achieve nonintersecting transversals.

Suppose that in resolving the intersections (if any) we did not change the correspondence between the sectors and  $\rho_1$  still joins  $\Sigma_3$  to  $\Sigma_1$  and  $\rho_2$  joins  $\Sigma_2$  to  $\Sigma_4$ . Choosing some small  $\delta$  we can apply parallelogram construction to the transversal  $\rho_1$  and the direction  $\vec{v}$  and to the transversal  $\rho_2$  and the direction  $-\vec{v}$ , see Figure 13.

In the remaining case after the resolution of intersections, the correspondence between the sectors changed and the transversal  $\rho_1$  joins sector  $\Sigma_4$  to  $\Sigma_1$  while the transversal  $\rho_2$  joins  $\Sigma_2$  to  $\Sigma_3$ . In this case we deform the transversals slightly in such way that they still do not intersect and  $\rho_2$  lands on the ray  $\gamma_3$  at a distance  $\delta$  from the zero (in the same sector  $\Sigma_3$ ) and  $\rho_1$  starts at a point on the ray  $\gamma_4$  at a distance  $\delta$  from the zero (in the same sector  $\Sigma_4$ ). We can construct two “curvilinear parallelograms”  $\Omega_1, \Omega_2$  (see figure 13) which do not intersect, so we can proceed as above.

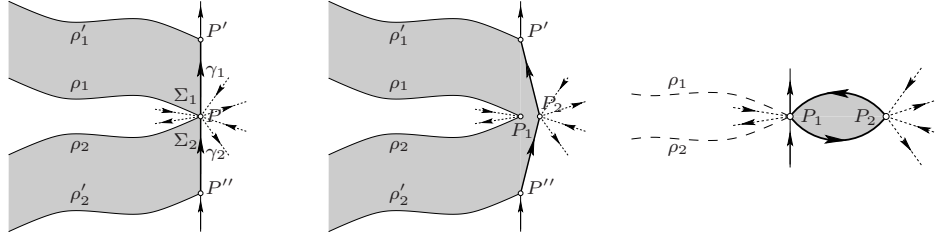


FIGURE 13. A pair of simultaneous parallelogram constructions.

Detaching each of the resulting singularities into pairs  $P_1, P_2$  and  $P_3, P_4$  (see figure 13) we get the desired surface  $S_j$  with boundary of type “+4.2b” (see the corresponding entry in the table in section 5.1), and with prescribe collections of interior and of boundary singularities.

*Remark 4.* Recall that if we identify the opposite sides of each hole of a surface constructed above we obtain a closed surface with a pair of even order zeroes simultaneously broken up into a pair of odd order zeroes.

**Boundary types +3.2b and +4.2c.** Boundary type +3.2b can be considered as a particular case of boundary type +4.2c. To see this compare the surfaces with boundary representing the corresponding ribbon graphs (see the appropriate entries in the table in section 5.1). Marking a point in the middle of the saddle connection labelled by “+2” on the boundary of the surface of type +3.2b we get a surface of boundary type +4.2c with the corresponding boundary singularity of order 0.

Consider a ribbon graph of type +4.2c. Let  $\{2m_1, \dots, 2m_s\}$  be a collection of orders of interior singularities. Let  $2a_1 + 1, 2a_2, 2a_3 + 1$  be the orders of the boundary singularities on the boundary component composed from three saddle connections; let  $2a_4 + 2$  be the order of the single boundary singularity on the complementary boundary component, see figure 6. By condition (4) of definition 3 of a configuration the numbers  $a_i$  are nonnegative integers for  $i = 1, \dots, 4$ . We get  $\beta' = \{m_1, \dots, m_s, a_1 + a_2 + a_3, a_4\}$ .

Choose a flat surface  $S'_j \in \mathcal{H}(\beta'_j)$ . Let  $P$  be the zero of degree  $a_1 + a_2 + a_3$ , and  $P_4$  be the zero of degree  $a_4$ . Choose a separatrix  $\gamma_1$  in direction  $\vec{v}$  adjacent to  $P_4$  and a separatrix  $\gamma_2$  in direction  $\vec{v}$  adjacent to  $P$ . Let  $\Sigma_1$  be the “right” sector adjacent to  $\gamma_1$ ; let  $\Sigma_2$  be the “left” sector adjacent to  $\gamma_2$ , see figure 14. Join  $\Sigma_1$  to  $\Sigma_2$  by a separatrix  $\rho$ . Choose  $\delta$  small enough, so that the intersection of  $\rho$  with an  $\delta$ -neighborhood of  $P$  contains a single connected component contained in  $\Sigma_2$ .

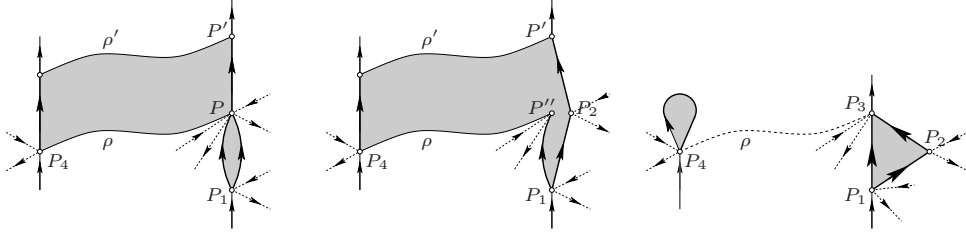


FIGURE 14. Parallelogram construction combined with breaking up a zero creates a surface of type  $+4.2c$

Choose a separatrix  $\gamma_3$  at  $P$  such that the angle from  $\gamma_2$  to  $\gamma_3$  (in the counter-clockwise direction) equals  $\pi(2a_3 + 1)$ . Break the zero  $P$  along  $\gamma_3$  into two zeroes  $P$  and  $P_1$  of degrees  $a_2 + a_3$  and  $a_1$  correspondingly joined by a saddle connection in direction  $\vec{v}$  of length  $\delta$  and perform the parallelogram construction along  $\rho$  (strictly speaking to a transversal naturally corresponding to  $\rho$ ), see figure 14. Detaching  $P$  into two points we obtain a surface of type “ $+4.2c$ ” with the desired singularity data.

**Boundary type +4.3a.** Let  $\{2a_1 + 2\}$ ,  $\{2a_2 + 2\}$ ,  $\{2a_3 + 1, 2a_4 + 1\}$  be the orders of the boundary singularities naturally distributed into the corresponding boundary components, see figure 6. By condition (4) of definition 3 of a configuration the numbers  $a_i$  are nonnegative integers for  $i = 1, \dots, 4$ . We get  $\beta' = \{m_1, \dots, m_s, a_1, a_2, a_3 + a_4\}$ .

Surfaces with boundary of this type are obtained by a trivial combination of a parallelogram construction applied to a pair of distinct zeroes of degrees  $a_1$  and  $a_2$  and by breaking up a zero of degree  $a_3 + a_4$  into two zeroes of degrees  $a_3, a_4$  with a subsequent slit along the resulting saddle connection.

**Boundary types +3.3 and +4.3b.** The boundary type +3.3 can be considered as a particular case of the boundary type +4.3b when the appropriate boundary singularity has order 0.

Surfaces of type +4.3b can be constructed in complete analogy with surfaces of type +4.2b (see figure 13) with the only difference that now we choose sectors  $\Sigma_3$  and  $\Sigma_4$  at two distinct points.

**Boundary type +4.4.** In this case the orders of boundary singularities have the form  $\{2a_1 + 2, 2a_2 + 2, 2a_3 + 2, 2a_4 + 2\}$ ; according to condition (4) of definition 3 of a configuration all numbers  $a_i$  are nonnegative integers. Thus, in this case we get  $\beta' = \{m_1, \dots, m_s, a_1, a_2, a_3, a_4\}$ . To construct a desired surface with boundary of type +4.4 it is sufficient to apply a pair of independent parallelogram constructions.

Proposition 8 is proved.  $\square$

**6.3. Surfaces with boundary of “-” type.** To complete the proof of proposition 6 it remains to construct surfaces with boundary realizing any combinatorial data  $(\mathbb{G}_{v_j}, \{d_1, \dots, d_s\}, \{k_{1,1}, \dots, k_{r,p(r)}\})$  satisfying conditions 2–6 of definition 3 for local ribbon graphs  $\mathbb{G}_{v_j}$  of “-”-types.

**Proposition 9.** *Combinatorial data representing boundary types  $-2.2$ ,  $-1.1$  and  $-2.1$  are realizable by appropriate surfaces with boundaries.*

(See initial proposition 6 for the detailed formulation.)

*Proof.* The component of the principle boundary stratum corresponding to a vertex  $v_j$  of “ $-$ ”-type has type  $\mathcal{Q}(\alpha'_j)$ . The singularity data  $\alpha'_j$  is given by equation (7), namely

$$\alpha'_j = \{d_1, \dots, d_{s(j)}, D_1, \dots, D_{r(j)}\},$$

where  $d_1, \dots, d_{s(j)}$  are the orders of interior singularities, and  $D_1, \dots, D_{r(j)}$  are expressed in terms of the orders of boundary singularities by formula (5). Conditions 4 and 5 in definition 3 of a configuration guarantee that all the entries of  $\alpha'_j$  are from the set  $\{-1, 0, 1, 2, \dots\}$ , that the total sum of the entries of  $\alpha'_j$  is divisible by 4 and that this sum is greater than or equal to  $-4$ . Moreover, condition 6 in definition (3) implies that  $\alpha'_j$  neither belongs to the exceptional list given by equation (8) below, nor can be obtained from an entry of this list by adding additional elements “0” (see lemma 6.1 in the next section). According to the results of the paper [MS2] this implies that the stratum  $\mathcal{Q}(\alpha'_j)$  is a nonempty.

Consider any flat surface  $S'_j$  in  $\mathcal{Q}(\alpha'_j)$ . We use the same conventions on parameters  $\delta, \varepsilon$ , and  $v$  as in the proof of proposition 7. Applying an appropriate surgery to the closed surface  $S'_j$  we are going to construct a surface  $S_j$  with boundary realizing the initial combinatorial data  $(\mathbb{G}_{v_j}, \{d_1, \dots, d_s\}, \{k_{1,1}, \dots, k_{r,p(r)}\})$ .

**Boundary type  $-2.2$ .** Boundary type  $-2.2$  is constructed in complete analogy to  $+2.2$  by a parallelogram construction. Each of the two boundary components contains a single boundary singularity. The boundary singularities have strictly positive orders  $k_{1,1}, k_{2,1}$  (see inequality on  $D_i$  in condition (4) of definition 3 of a configuration), so in this case  $\alpha' = \{d_1, \dots, d_s, k_{1,1} - 2, k_{2,1} - 2\}$ .

Choosing a quadratic differential  $S' \in \mathcal{Q}(\alpha')$  and performing the parallelogram construction at the zeroes of orders  $k_{1,1} - 2, k_{2,1} - 2$  (see figure 12) we get a flat surface  $S_j$  with boundary of type “ $-2.2$ ”, having collections of interior and of boundary singularities of prescribed orders.

**Boundary types  $-1.1$  and  $-2.1$ .** Note next that boundary type  $-1.1$  can be considered as a particular case of boundary type  $-2.1$  when one of the two boundary singularities has order 0.

Consider a ribbon graph of type  $-2.1$ . Let  $\{d_1, \dots, d_s\}$  be the orders of interior singularities, let  $\{k_{1,1}, k_{1,2}\}$  be the orders of boundary singularities. By condition (4) of definition 3 we have  $D_1 \geq -1$ , where  $D_1 = k_{1,1} + k_{1,2} - 2$ , which implies that nonnegative integers  $k_{1,1}, k_{1,2}$  cannot be simultaneously equal to zero. Thus, we may assume that  $k_{1,1} \geq 1$ . We get  $\alpha'_j = \{d_1, \dots, d_s, k_{1,1} + k_{1,2} - 2\}$ .

Consider a flat surface  $S'_j$  in  $\mathcal{Q}(\alpha'_j)$ . When both  $k_{1,1}, k_{1,2}$  are odd we can break up the zero of order  $k_{1,1} + k_{1,1} - 2$  into a pair of zeroes of orders  $k_{1,1} - 1$  and  $k_{1,2} - 1$  as in figure 9.

When one of  $k_{1,1}, k_{1,2}$  is odd and another one is even we can break up the zero of order  $k_{1,1} + k_{1,1} - 2$  into a pair of zeroes of orders  $k_{1,1} - 1$  and  $k_{1,2} - 1$  by a similar construction, see figure 15. (Recall that by convention a “zero of order  $-1$ ” is a simple pole of the corresponding meromorphic quadratic differential.) Cutting along the saddle connection we obtain the desired surface of type  $-2.1$  with prescribed orders of interior and boundary singularities.

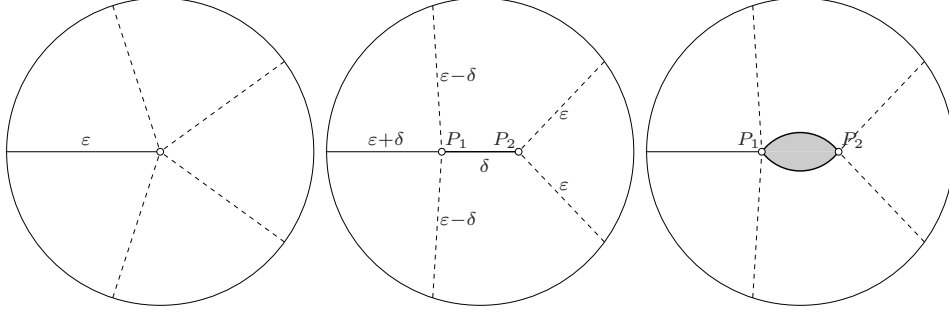


FIGURE 15. Breaking up a zero of odd order into two zeroes and splitting the saddle connection we get a surface of type  $-2.1$

When both  $k_{1,1}, k_{1,2}$  are even, in fact  $k_{1,1} \geq 2$  and  $k_{1,1} + k_{1,2} - 2 \geq 0$ . Let  $P$  be the zero of order  $k_{1,1} + k_{1,2} - 2$  of the quadratic differential representing the flat surface  $S'_j$ . Choose a pair of separatrices  $\gamma_1, \gamma_2$  in such way that the angle from  $\gamma_1$  to  $\gamma_2$  counted counterclockwise is  $\pi(k_{1,2} + 1)$ . Let  $\Sigma_1$  be the sector adjacent to  $\gamma_1$  in the clockwise direction and  $\Sigma_2$  be the sector adjacent to  $\gamma_2$  in the counterclockwise direction. Apply the parallelogram construction to  $\Sigma_1, \Sigma_2$  and detach  $P$  into two singularities  $P_1, P_2$  (see figure 16). The orders of the boundary singularities of the resulting surface  $S_j$  are  $k_{1,1}$  and  $k_{1,2}$ .

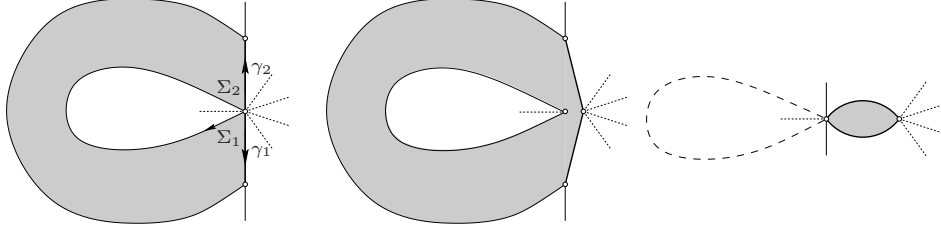


FIGURE 16. Applying the parallelogram construction to a pair of sectors of the same zero we get the missing surfaces of type  $-2.1$

We have completed the proof of proposition 9 and, thus, the proof of proposition 6.  $\square$

Now we are ready to prove theorem 4. Note that theorem 4 immediately implies the missing realizability parts of theorems 2 and 3.

*Proof of theorem 4.* Consider a configuration  $\mathcal{C}$  (in the sense of the formal combinatorial definition 3). Let  $\mathcal{Q}(\alpha'_\mathcal{C})$  (resp.  $\mathcal{H}(\beta'_\mathcal{C})$ ) be the principal boundary stratum corresponding to the configuration  $\mathcal{C}$ . Let  $S'$  be a (possibly nonconnected) flat surface in  $\mathcal{Q}(\alpha'_\mathcal{C})$  (resp.  $\mathcal{H}(\beta'_\mathcal{C})$ ). To every connected component of  $S'$  apply the appropriate surgeries as in sections 5 and 6 realizing the corresponding local ribbon graphs. We apply the surgeries in such a way that the saddle connections on the

boundary of each surface  $S_j$  are, say, horizontal, and have length proportional to their weight in  $\Gamma$  with coefficient  $\delta$ . For every “o”-vertex of  $\Gamma$  consider an appropriate flat cylinder, with the same requirement for the boundary. Now we glue a compound surface from the components  $S_j$  as prescribed by the graph  $\Gamma$ . By construction the result is a closed surface  $S$  endowed with a flat metric with linear holonomy restricted to  $\{Id, -Id\}$ .

By construction each flat surface  $S_j$  with boundary is endowed with the canonical orientation. By definition the global ribbon graph  $\mathbb{G}(\mathcal{C})$  is endowed with the canonical orientation compatible with the canonical orientation of the embedded local ribbon graphs. This implies that the resulting closed surface  $S$  inherits the canonical orientation. By construction  $S$  has a collection of saddle connections  $\gamma_1, \dots, \gamma_n$  realizing the configuration  $\mathcal{C}$ .

It remains to prove that  $S$  is nonsingular, i.e. that it does not have any double (triple, ...) points. Suppose it does. Detaching them we get a nonsingular closed flat surface  $\tilde{S}$ . By construction  $\tilde{S}$  still has a collection of saddle connections  $\gamma_1, \dots, \gamma_n$  realizing the configuration  $\mathcal{C}$ , which means that assembling the initial surface  $S$  we have performed some superfluous identifications of several points of  $\tilde{S}$ .  $\square$

**6.4. Nonrealizable collections of singularities.** It was proved in [MS2] that for the following exceptional list  $\{\alpha''_1, \dots, \alpha''_4\}$  of singularity data

$$(8) \quad \{\emptyset, \{1, -1\}, \{3, 1\}, \{4\}\}$$

the four corresponding strata  $\mathcal{Q}(\alpha''_j)$  are empty. It is clear, that completing any of these lists with entries “0” (which stand for marked points) we also get an empty stratum. This gives rise to restriction 6 in definition 3 of a configuration which we justify in this section.

Let  $\mathbb{G}_{v_j}$  be a local ribbon graph of one of types  $-1.1$ ,  $-2.1$ ,  $-2.2$  and let  $\{d_1, \dots, d_s\}, \{k_{1,1}, \dots, k_{r,p(r)}\}$  be a couple of unordered collections of integers satisfying conditions 4 and 5 of definition 3 of a configuration. (In our formal combinatorial definition they represent orders of interior and of boundary singularities of a virtual flat surface with boundary.) Applying formally equations (5) and (7) (which evaluate the singularity data of the corresponding component of the virtual principal boundary stratum) to our combinatorial data we obtain an unordered collection  $\alpha'_j$  of integers. Consider a collection  $\alpha''_j$  obtained from  $\alpha'_j$  by omitting all entries “0” (if any).

**Lemma 6.1.** *The collection  $\alpha''_j$  belongs to the exceptional list (8) if and only if the combinatorial data  $(\mathbb{G}_{v_j}, \{d_1, \dots, d_s\}, \{k_{1,1}, \dots, k_{r,p(r)}\})$  as above belongs to the list (6) in definition 3 of a configuration.*

*Proof.* The proof of the lemma is an exercise in elementary combinatorics.  $\square$

Haven justified the combinatorial obstructions we complete this section with the corresponding geometric lemma.

**Lemma 6.2.** *Let  $S_j$  be a flat surface with boundary of one of types  $-1.1$ ,  $-2.1$ ,  $-2.2$ . Assume that  $S_j$  does not have any saddle connections parallel to the boundary different from those which belong to the boundary. Then the corresponding combinatorial data  $(\mathbb{G}_{v_j}, \{\text{unordered collection of interior singularities}\}, \{\text{unordered collection of boundary singularities}\})$  does not belong to the exceptional list (6) in definition 3 of a configuration.*



*Proof.* We use the following strategy to prove the lemma. If some surface  $S_j$  with boundary would define an entry from the list (6) in definition 3 we would shrink the boundary of  $S_j$  to get as a limit a nondegenerate surface  $S'_j$  from the corresponding component  $\mathcal{Q}(\alpha'_j)$  of the principal boundary stratum. However, lemma 6.1 implies that such  $\mathcal{Q}(\alpha'_j)$  is empty, which leads to a contradiction.

To complete the proof we need to describe how can one “shrink the boundary” of a flat surface. First note, that boundary type “−1.1” can be considered as a particular case of boundary type “−2.1” when the order of one of the boundary singularities is equal to zero (see the corresponding surfaces with boundary in the table in section 5.1).

Having a surface  $S_j$  of type −2.1 we can isometrically identify the pair of boundary components to get a closed flat surface  $S$ . The corresponding singularity data  $\alpha$  of  $S \in \mathcal{Q}(\alpha)$  is expressed in terms of the singularity data of  $S_j$  as follows:

$$\alpha = \{d_1, \dots, d_{s(j)}, k_{1,1} - 1, k_{1,2} - 1\}$$

This implies that the couples  $[\{d_1, \dots, d_{s(j)}\}, \{k_{1,1}, k_{1,2}\}]$  of collections of orders of interior and of boundary singularities in the list below

$$\begin{array}{ccc} \emptyset, \{1, 1\} & \emptyset, \{2, 0\} & \\ \{1, -1\}, \{1, 1\}; & \{1\}, \{1, 0\}; & \{-1\}, \{2, 1\} \\ \{3, 1\}, \{1, 1\}; & \{3\}, \{2, 1\}; & \{1\}, \{4, 1\} \\ \{4\}, \{1, 1\}; & \emptyset, \{5, 1\}; & \emptyset, \{4, 2\}. \end{array}$$

are not realizable by any surface  $S_j$  with boundary of type −2.1, for in these cases we would get a flat surface  $S$  from an empty stratum, see equation (8).

In the remaining cases we get a closed surface  $S \in \mathcal{Q}(\alpha)$  with a distinguished pair of singularities  $P_0, P_1$  joined by a distinguished saddle connection  $\gamma$ . By assumptions of the lemma this saddle connection is not parallel to any other saddle connection on  $S$ . This implies that deforming, if necessary,  $S$  and then applying an appropriate element of  $SL(2, \mathbb{R})$  the surface  $S$  can be continuously deformed inside  $\mathcal{Q}(\alpha)$  to a surface  $\tilde{S}$  with a single *short* saddle connection  $\tilde{\gamma}$  and with no other short saddle connections. The deformation might be performed in such a way that the conical singularities  $\tilde{P}_0, \tilde{P}_1$  serving as endpoints of  $\tilde{\gamma}$  would have the same cone angles as  $P_0$  and  $P_1$  correspondingly. But then we would apply an appropriate surgery inverse to the one presented in figures 9, 15 or 16 to coalesce the corresponding pair of zeroes into one. This would give a nondegenerate flat surface  $S'$ . Forgetting, if necessary, the resulting marked points on  $S'$  we get  $S' \in \mathcal{Q}(\alpha'')$ , where  $\alpha''$  is in the list (8) (see lemma 6.1). The latter leads to a contradiction since these strata are empty.

The proof in the case of boundary type −2.2 is completely analogous. Lemma 6.2 is proved.  $\square$

## APPENDIX A. LONG SADDLE CONNECTIONS

We recall the definition of the natural  $GL(2; \mathbb{R})$ -invariant measure in the stratum  $\mathcal{Q}(\alpha)$ . Let  $\hat{P} = p^{-1}(P)$  be the collection of preimages of the singularities of a flat surface  $S \in \mathcal{Q}(\alpha)$ . Let  $H_1^-(\hat{S}, \hat{P}; \mathbb{Z})$  be the subgroup in the relative homology group of  $\hat{S}$ , odd with respect to the involution  $\tau$ . Similarly, let  $H_1^1(\hat{S}, \hat{P}; \mathbb{C})$  be the subspace in the relative cohomology odd with respect to the involution  $\tau$  (i.e. the invariant subspace corresponding to the eigenvalue −1 of the induced linear



involution  $\tau^* : H^1(\hat{S}, \hat{P}; \mathbb{C}) \rightarrow H^1(\hat{S}, \hat{P}; \mathbb{C})$ . We can choose a basis in  $H_1^-(\hat{S}, \hat{P}; \mathbb{Z})$  obtained as lifts  $\hat{\gamma}_i, i = 1, \dots, \dim_{\mathbb{C}} \mathcal{Q}(\alpha)$ , of a collection of saddle connections on  $S$ . For any surface near  $S$  the affine holonomy vectors  $\int_{\hat{\gamma}} \omega$  serve as local coordinates for  $\mathcal{Q}(\alpha)$ . We define a measure  $d\nu(S)$  on  $\mathcal{Q}(\alpha)$  as Lebesgue measure defined by these coordinates, normalized so that the volume of a fundamental domain of the integer lattice in

$$H_1^-(\hat{S}, \hat{P}; \mathbb{Z} \oplus i\mathbb{Z}) \subset H_1^-(\hat{S}, \hat{P}; \mathbb{C})$$

is equal to one.

*Remark.* Note that the Abelian differential  $\omega$  on  $\hat{S}$  has a regular point at the preimage  $P'_i \in p^{-1}(P_i)$  of a simple pole  $P_i$  of the quadratic differential  $q$  on  $S$ . Consider the set  $\tilde{P} \subseteq \hat{P}$  obtained by removing these regular points. It is easy to see that the canonical homomorphism  $H_1^-(\hat{S}, \hat{P}; \mathbb{C}) \rightarrow H_1^-(\hat{S}, \tilde{P}; \mathbb{C})$  induced by the inclusion  $\tilde{P} \subseteq \hat{P}$  is actually an isomorphism. Thus, it does not matter which of two sets  $\hat{P}, \tilde{P}$  is used to define the coordinate charts.

*Proof of proposition 2.* Let  $\mathcal{C}$  be an admissible configuration of  $\hat{\text{homologous}}$  saddle connections. Let  $\gamma = \{\gamma_1, \dots, \gamma_n\}$  be a collection of  $\hat{\text{homologous}}$  saddle connections on the flat surface  $S_0$  representing configuration  $\mathcal{C}$ . Choose some saddle connection  $\gamma_i$  corresponding to an edge of weight 1 of the graph  $\Gamma(S, \gamma)$ ; such edge always exists, see figure 3. We associate to the collection  $\gamma$  a pair of vectors  $\pm \vec{v}(\gamma) \in \mathbb{R}^2$  setting  $v = \int_{\gamma_i} \omega \in \mathbb{C} \cong \mathbb{R}^2$ . For every surface  $S$  in the same connected component we consider the discrete subset  $V_{\mathcal{C}}(S)$  by taking the union  $V_{\mathcal{C}}(S) = \cup \pm v(\gamma)$  over all collections of  $\hat{\text{homologous}}$  saddle connections  $\gamma$  realizing  $\mathcal{C}$ .

It is easy to see that the set  $V_{\mathcal{C}}(S)$  satisfies axioms (A), (B),  $(C_{\mu})$  in [EM]. Proposition 2 now follows from the general results in [EM] and from theorem 4 which implies that the Siegel–Veech constant  $const_{\mathcal{C}}$  is nonzero.  $\square$

*Proof of proposition 4.* If saddle connections  $\gamma_1$  and  $\gamma_2$  are parallel, then  $\int_{\hat{\gamma}_1} \omega = r \int_{\hat{\gamma}_2} \omega$  for  $r$  real. If  $\gamma_1$  and  $\gamma_2$  are not  $\hat{\text{homologous}}$  then the homology classes of the lifts  $\hat{\gamma}_1$  and  $\hat{\gamma}_2$  are independent in  $H_1^-(\hat{S}, \hat{P}; \mathbb{Z})$ . Then the above equation holds only for a set of measure zero in  $H_1^-(\hat{S}, \hat{P}; \mathbb{C})$ . Taking a countable union of sets of measure zero corresponding to possible pairs of cycles and different coordinate charts, we see that two non $\hat{\text{homologous}}$  saddle connections on  $S$  are parallel only for a set of  $S$  of measure zero.  $\square$

*Proof of proposition 1.* Suppose that there are two saddle connections  $\gamma_1, \gamma_2$  in the collection which are not  $\hat{\text{homologous}}$ . Then the corresponding periods  $\int_{\hat{\gamma}_1} \omega$  and  $\int_{\hat{\gamma}_2} \omega$  correspond to two independent coordinates in a small neighborhood of the initial flat surface, and hence they can be deformed independently. Since the length  $|\gamma|$  equals  $|\int_{\hat{\gamma}} \omega|$  or  $1/2|\int_{\hat{\gamma}} \omega|$  (depending on whether  $\gamma$  is homologous to zero or not), we conclude that a collection containing two non $\hat{\text{homologous}}$  saddle connections cannot be rigid.

The necessity of the condition in proposition 1 is proved. Sufficiency immediately follows from lemma 2.6 which says that the lengths of  $\hat{\text{homologous}}$  saddle connections are either the same or differ by a factor of two.  $\square$

## APPENDIX B. LIST OF CONFIGURATIONS IN GENUS 2

Using definition 3, theorem 4 and corollary 1, and following examples 4 and 5 in section 1 one can construct a complete list of configurations for any given stratum  $\mathcal{Q}(\alpha)$ . In this section we present an outline of the algorithm and list all configurations for holomorphic quadratic differentials in genus 2.

There are two natural parameters measuring “complexity” of singularity data  $\alpha = \{d_1, \dots, d_m\}$ : the genus  $g$  of a flat surface  $S$  in  $\mathcal{Q}(\alpha)$  and the number  $N$  of simple poles on  $S$  (i.e. the number of conical points with the cone angle  $\pi$ ). Having a configuration  $\mathcal{C}$  denote by  $N'$  the number of interior singularities of order  $-1$  corresponding to this configuration and by  $g'_1, \dots, g'_k$  the genera of surfaces  $S'_1, \dots, S'_k$  corresponding to the principal boundary  $\mathcal{Q}(\alpha'_\mathcal{C})$  (correspondingly  $\mathcal{H}(\beta'_\mathcal{C})$  when  $\mathcal{C}$  does not have “ $-$ ”-vertices). It is easy to see that the number of simple poles on  $S$  (i.e. the number of entries “ $-1$ ” of  $\alpha$ ) might vary from  $N'$  to  $N' + 4$ , and that the genus  $g$  might vary from  $\sum_{j=1}^k g'_j$  to  $\sum_{j=1}^k g'_j + 2$  (see [B1] for an explicit expression of  $g(S)$  in terms of genera  $g'_j$  of components and of a structure of the global ribbon graph). Thus, having fixed the upper bounds for  $g$  and  $N$ , we confine the list of corresponding configurations to a finite one.

A naive algorithm of enumeration of all configurations for a given stratum  $\mathcal{Q}(\alpha)$  can be represented as follows. Let  $g = g(\alpha)$  be the genus corresponding to the singularity data  $\alpha$ ,

$$d_1 + \dots + d_m = 4g(\alpha) - 4$$

Consider complete lists of (possibly disconnected) strata  $\mathcal{H}(\beta')$  of genera  $g - 2$ ,  $g - 1$ ,  $g$ . These lists are finite and can be easily constructed. Consider complete lists of (possibly disconnected) strata  $\mathcal{Q}(\alpha')$  of genera  $g - 2$ ,  $g - 1$ ,  $g$  such that  $\alpha'$  contains from  $N - 4$  to  $N$  entries “ $-1$ ” and at most two connected components  $\alpha'_i, \alpha'_j$  representing strata of quadratic differentials  $\mathcal{Q}(\alpha'_i), \mathcal{Q}(\alpha'_j)$  (the remaining connected components are represented by strata of holomorphic differentials  $\mathcal{H}(\alpha'_l)$ ). These lists are also finite and can be easily constructed. Add the empty set to these lists when  $0 \leq g \leq 2$ .

For every entry  $\alpha' = \alpha'_1 \sqcup \dots \sqcup \alpha'_k$  (correspondingly  $\beta'$ ) as above consider all possible ways to organize the set  $\{\alpha'_1, \dots, \alpha'_k\}$  into one of the graphs as in figure 3, in such way that vertices corresponding to the strata  $\mathcal{H}(\alpha'_j), \mathcal{H}(\beta'_j)$  have “ $+$ ”-type, and vertices corresponding to the strata  $\mathcal{Q}(\alpha'_j)$  have “ $-$ ”-type. Using these basic graphs, construct all possible “extended” graphs adding vertices of the “ $o$ ”-type as described in theorem 2.

For every vertex of every graph as above consider all possible structures of an embedded local ribbon graph as in figure 6.

At the current stage we have already chosen  $\alpha' = \{\alpha'_1, \dots, \alpha'_k\}$  (correspondingly  $\beta'$ ), the graph  $\Gamma$ , the bijection of  $\{\alpha'_1, \dots, \alpha'_k\}$  (correspondingly  $\{\beta'_1, \dots, \beta'_k\}$ ) with the set of vertices of  $\Gamma$  compatible with the structure of “ $+$ ” and “ $-$ ”-vertices, and the structure of a local ribbon graph for every vertex of  $\Gamma$ . Now for every local ribbon graph  $\mathbb{G}_j$  representing a “ $+$ ” or “ $-$ ”-vertex  $S_j$  consider all possible ways to arrange orders of interior singularities and of boundary singularities of  $S_j$  in a way compatible with conditions (3)–(6) of definition 3 and with equation (6) for the corresponding singularity data  $\beta'_j$  (correspondingly equation (7) for the singularity data  $\alpha'_j$ ). By “compatibility” with equations (6)–(7) we mean that singularity data computed by these equations should produce  $\beta'_j$  (correspondingly

$\alpha'_j$ ) possibly completed with several (from 1 to  $r_j$ ) entries “0” (where  $r_j$  is the number of connected components of the local ribbon graph  $\mathbb{G}_j$ ).

From the resulting lists of configurations extract those which correspond to the required singularity data  $\alpha$ .

Certainly this algorithm is not very efficient for large values of  $g$  or  $N$ . Nevertheless, for strata in small genera having reasonable number of simple poles, it works quite well (especially being slightly optimized using specific properties of given data  $\alpha$ ).

As an example we present a complete list of configurations of  $\hat{\text{homologous}}$  saddle connections for holomorphic quadratic differentials in genus 2. We are grateful to Alex Eskin, who helped us to test completeness of this list.

$Q(2, 2)$	$Q(2, 1, 1)$	$Q(1, 1, 1, 1)$
	$\{2\}$	$\{1, 1\}$
$\{2\}$	$\{1, 1\}$	
	$\{2\}$	$\{1, 1\}$

## REFERENCES

- [AEZ] J. Athreya, A. Eskin, A. Zorich, *Rectangular billiards and volumes of spaces of quadratic differentials*, in progress.
- [B1] C. Boissy, *Degenerations of meromorphic quadratic differentials on  $\mathbb{CP}^1$  and on hyper-elliptic Riemann surfaces*, to appear.
- [B2] C. Boissy, *Configurations of homologous saddle connections for quadratic differentials in exceptional strata*, in progress.
- [EM] A. Eskin, H. Masur, *Asymptotic formulas on flat surfaces*, Ergodic Theory and Dynamical Systems, **21** (2) (2001), 443–478.
- [EMZ] A. Eskin, H. Masur, A. Zorich, *Moduli spaces of Abelian differentials: the principal boundary, counting problems and the Siegel–Veech constants*, Publications Mathématiques de l’IHÉS, **97** (1) (2003), 61–179.
- [HM] J. Hubbard, H. Masur, *Quadratic differentials and foliations*, Acta Math., **142** (1979), 221–274.
- [K] M. Kontsevich, Lyapunov exponents and Hodge theory. “The mathematical beauty of physics” (Saclay, 1996), (in Honor of C. Itzykson) 318–332, Adv. Ser. Math. Phys., 24, World Sci. Publishing, River Edge, NJ, 1997.
- [L] E. Lanneau, *Connected components of the moduli spaces of quadratic differentials*, Ph.D. Thesis.
- [M] H. Masur, *Interval exchange transformations and measured foliations*. Ann. of Math., **115** (1982), 169–200.
- [MS1] H. Masur, J. Smillie, *Hausdorff dimension of sets of nonergodic foliations*, Ann. of Math., **134** (1991), 455–543.
- [MS2] H. Masur, J. Smillie, *Quadratic differentials with prescribed singularities and pseudo-Anosov diffeomorphisms*, Comment. Math. Helvetici, **68** (1993), 289–307.
- [V] W. A. Veech, *Moduli spaces of quadratic differentials*, Journal d’Analyse Math. **55** (1990), 117–171.

DEPARTMENT OF MATHEMATICS, UIC, CHICAGO, IL 60607-7045, USA,  
*E-mail address:* `masur@math.uic.edu`

IRMAR, UNIVERSITÉ RENNES-1, CAMPUS DE BEAULIEU, 35042 RENNES, CEDEX, FRANCE  
*E-mail address:* `Anton.Zorich@univ-rennes1.fr`